


REPUBLIC OF KENYA



*Enhancing Accountability*

THE NATIONAL ASSEMBLY  
PAPERS LAID

DATE: 22 FEB 2022

DAY.

**REPORT**

TUESDAY

TABLED

BY:

LOM

CLERK-AT  
THE-TABLE:

MAINAH

WANTIKU

**OF**

**THE AUDITOR-GENERAL**

**ON**

**PETROLEUM DEVELOPMENT LEVY FUND  
(HOLDING ACCOUNT)**

**FOR THE YEAR ENDED  
30 JUNE, 2021**

**THE NATIONAL TREASURY**



---

**The National Treasury and Planning  
Petroleum Development Levy Fund  
Holding Account**

**Annual Report and Financial Statements  
For The Financial Year Ended**

**30<sup>th</sup> June 2021**

---

**Prepared in accordance with the Accrual Basis of Accounting Method under  
the International Public Sector Accounting Standards (IPSAS)**




Table of Contents	Page
1. Key Entity Information and Management.....	2
2. Key Management Profile.....	10
3. Foreword by The Cabinet Secretary.....	11
4. Statement of Performance Against Predetermined Objectives.....	17
5. Corporate Social Responsibility Statement/Sustainability Reporting.....	20
6. Report of The Fund Management.....	22
7. Overview of the Petroleum Development Levy Fund.....	23
8. Statement of Management Responsibilities.....	25
9. Report of The Independent Auditor.....	26
10. Statement of Financial Performance.....	27
11. Statement of Financial Position.....	28
12. Statement of Changes in Net Assets.....	29
13. Statement of Cash Flows.....	30
14. Statement of Comparison of Budget and Actual Amounts.....	31
15. Notes to the Financial Statement.....	32
16. Appendix.....	44

**The National Treasury and Planning  
Petroleum Development Levy Fund  
Annual Reports & Financial Statements for the year ended June 30, 2021.**

---

**1. Key Entity Information and Management**

**(a) Background Information**

The National Treasury was established via the Executive Order No. 2 of May 2013. The basis for establishment of the National Treasury is found in Article 225 (i) of the Constitution of Kenya which states that an Act of Parliament shall provide for the establishment, functions and responsibilities of the National Treasury. This has been actualized in Section 11 and 12 of the Public Finance Management (PFM) Act 2012.

At Cabinet level, the National Treasury is represented by the Cabinet Secretary for National Treasury and Planning, who is responsible for the general policy and strategic direction of the Ministry with the assistance of the Chief Administrative Secretary.

**Vision**

“Excellence in economic and public financial management, and development planning”.

**Mission**

To provide leadership in economic and public financial management, for shared growth through formulation, implementation and monitoring of economic and financial policies”.

**Core Values**

The National Treasury is guided by the following core values: Customer Focus, Results Oriented, Stakeholder Participation, Professionalism, Accountability, Integrity and Transparency and Teamwork all geared towards excellence in service delivery.

**Mandate of the National Treasury**

The National Treasury derives its mandate from Article 225 of the Constitution, Public Finance Management Act 2012 and the Executive Orders No.2/2013 and No.1/2018. The National Treasury will be executing its mandate in consistency with any other legislation as may be developed or reviewed by Parliament from time to time.

The core functions of the National Treasury as derived from the above legal provisions include;

- Formulate, implement and monitor macro-economic policies involving expenditure and revenue;
- Manage the level and composition of national public debt, national guarantees and other financial obligations of national government;

**The National Treasury and Planning  
Petroleum Development Levy Fund  
Annual Reports & Financial Statements for the year ended June 30, 2021.**

---

- Formulate, evaluate and promote economic and financial policies that facilitate social and economic development in conjunction with other national government entities;
- Mobilize domestic and external resources for financing national and county government budgetary requirements;
- Design and prescribe an efficient financial management system for the national and county governments to ensure transparent financial management and standard financial reporting.
- In consultation with the Accounting Standards Board, ensure that uniform accounting standards are applied by the national government and its entities;
- Develop policy for the establishment, management, operation and winding up of public funds;
- Prepare the annual Division of Revenue Bill and the County Allocation of Revenue Bill;
- Strengthen financial and fiscal relations between the national government and county governments and encourage support for county governments;
- Assist county governments to develop their capacity for efficient, effective and transparent financial management;
- To prepare the National Budget, execute/implement and control approved budgetary resources to MDAs and other Government agencies/entities; and
- Coordination and integration of public ports, railway and pipeline services.

**Role of the National Treasury in the Devolved System of Government**

The National Treasury is mandated by law to:

- Strengthen financial and fiscal relations between the National Government and County Governments and support for county governments in performing their functions;
- Issue guidelines on the preparation of county development planning;
- Prepare the annual legislative proposals on intergovernmental fiscal transfers;
- Provide logistical support to intergovernmental institutions overseeing intergovernmental fiscal relations;
- Coordinate the development and implementation of financial recovery plans for County Governments that are in financial distress;
- Build capacity of County Governments on public finance management matters for efficient, effective and transparent financial management as well as planning, monitoring and evaluation and;
- Administer the Equalization Fund.

**(b) Key Management**

The National Treasury day-to-day management is under the following key offices;

**Office of the Principal Secretary**

**The National Treasury and Planning  
Petroleum Development Levy Fund  
Annual Reports & Financial Statements for the year ended June 30, 2021.**

---

The Office of the Principal Secretary is responsible for the day to day administration of the National Treasury operations and is the Accounting officer. In addition, the Principal Secretary is charged with the responsibility of providing advice to the Cabinet Secretary in order to enhance efficiency and collective responsibility.

**Organizational structure of the National Treasury**

The National Treasury is organized into five (5) technical Directorates headed by Directors General and (1) Administrative and Support Services Directorate headed by a Principal Administrative Secretary. Each Director General is responsible for a Directorate comprising a cluster of Departments responsible for related policy functions. In addition, the Treasury has two independent departments namely Public Procurement and Internal Auditor General both of which are headed by Directors. The Directorates and Departments are as follows:

**Directorate of Budget, Fiscal and Economic Affairs**

The Directorate is headed by a Director General, reporting to the Principal Secretary, National Treasury. It is organized into the following five (5) Technical Departments each headed by a Director:

- Budget Department;
- Macro and Fiscal Affairs Department
- Financial and Sectoral Affairs Department;
- Inter-Governmental Fiscal Relations Department

**Directorate of Accounting Services and Quality Assurance**

The Directorate is headed by a Director General reporting to the Principal Secretary, National Treasury. It is organized into the following four (4) Technical Departments each headed by a Director:

- Government Accounting Services;
- Financial Management Information Systems (FMIS)
- National Sub-County Treasuries.
- Government Digital Payments Unit.

**Directorate of Portfolio Management**

The Directorate is headed by a Director General, reporting to the Principal Secretary. It is organized into the following four (4) Technical Departments each headed by a Director:

- Government Investment and Public Enterprises;
- National Assets and Liabilities Management;
- Pensions Department.
- Public Investment Management Unit

**The National Treasury and Planning  
Petroleum Development Levy Fund  
Annual Reports & Financial Statements for the year ended June 30, 2021.**

---

**Directorate of Public Debt Management Office**

The Directorate is headed by a Director General, reporting to the Principal Secretary. It is organized into the following three (3) Technical Departments each headed by a Director:

- Resource Mobilization (Front Office);
- Debt Policy, Strategy and Risk Management (Middle Office);
- Debt Recording and Settlement (Back Office).

**Directorate of Public Private Partnership Unit**

The Directorate is headed by a Director General, reporting to the Principal Secretary on matters relating to Public Private Partnership.

**Directorate of Administrative and Support Services (Common Shared Services)**

The Directorate is headed by a Principal Administrative Secretary, reporting to the Principal Secretary. It is organized into twelve (12) specialized functions offering common shared services. The common shared services of the National Treasury consist of functions that are not core to the National Treasury but offer critical support services to the National Treasury. The functions include:

- Accounting,
- Finance,
- Human Resource Management and Development,
- Central Planning and Project Monitoring,
- Supply Chain Management,
- Legal,
- Public Communications,
- General Administration,
- Records Management;
- Internal Audit;
- ICT
- Government Clearing Agency

**(c) Fiduciary Management**

The key management personnel who held office during the financial year ended 30th June 2021 and who had direct fiduciary responsibility were:

<b>S/No.</b>	<b>Designation</b>	<b>Name</b>
1.	Principal Secretary	Dr. Julius Muia, PhD, CBS
2.	Principal Administrative Secretary	Mr. Amos Gathecha, EBS
3.	Director General, BFEA	Mr. Albert Mwenda, HSC
4.	Director General, Accounting Services	Mr. Bernard Ndung'u, MBS
5.	Director General, PIPM	Eng. Stanley Kamau
6.	Director General, PDMO	Dr. Haron Sirma, OGW
7.	Director General, PPP	Mr. Christopher Kirigua, OGW
8.	Director, Macro and Fiscal Affairs Department	Mr. Musa Gathanje

**The National Treasury and Planning  
Petroleum Development Levy Fund  
Annual Reports & Financial Statements for the year ended June 30, 2021.**

---

9.	Director, Budget Department	Mr. Francis Anyona, OGW
10.	Director, Financial and Sectoral Affairs Department	Prof. Galgalo Barako
11.	Director, Public Procurement Department	Mr. Eric Korir
12.	Director, Intergovernmental Fiscal Relations Department	Mr. Albert Mwenda, HSC
13.	Deputy Internal Auditor General	Ms. Jane Micheni
14.	Director, Government Accounting Services Department	Mr. Jonah Wala
15.	Ag Director, National Sub County Treasuries	Mr. Francis Kariuki
16.	Director, Financial Management Information System	Mr. Stanley Kamanguya
17.	Director, Public Private Partnership Unit	Mrs. Veronica Okoth
18.	Director, National Assets and Liability Management	Mrs. Beatrice Gathirwa
19.	Director, Government Investment and Public Enterprises	Mr. Kennedy Ondieki
20.	Director, Pensions Department	Mr. Michel Kagika, EBS
21.	Director, Resource Mobilization Department	Mr. Moses Kanagi
22.	Director, Debt Policy, Strategy and Risk Management Department	Mr. Daniel Ndolo
23.	Director, Debt Recording and Settlement Department	Mr. George Kariuki
24.	Secretary Administration	Mr. Hiram Kahiro
25.	Head, Accounts Division	Mr. Nemwel Motanya
26.	Head, Finance	Mr. Kimathi Mugambi, HSC
27.	Head, SCM	Mr. Aggrey kituyi
28.	Head, Internal Audit Unit	Mr. Esther Ngeru
29.	Director, Human Resource Management & Development	Ms. Susan Mucheru
30.	Director, Information Communication and Technology	Mrs. Lynn Nyongesa
31.	Head, Central Planning and Project Monitoring Unit	Mr. Antony Muriu, HSC
32.	Head, Public Communications	Ms. Catherine Njoroge
33.	Programme Coordinator, Public Financial Management Reform Secretariat	Mr. Julius Mutua
34.	Director, Government Clearing Agency	Mr. Felix Ateng

**The National Treasury and Planning  
Petroleum Development Levy Fund  
Annual Reports & Financial Statements for the year ended June 30, 2021.**

---

**(d) Fiduciary Oversight Arrangements**

To manage the fiduciary risk, the National Treasury has put in place fiduciary oversight arrangements including setting up committees. The key oversight arrangements include:

**Internal Audit Unit**

The National Treasury has an internal Audit Unit charged with the responsibility of identifying risks in the management and day to day operations of the Ministry through the risk-based audits. The Unit reports directly to the Accounting Officer on a regular basis.

**Audit Committees**

In line with the Public Finance Management Act, the National Treasury has established a Ministerial Audit Committee comprising five members, three of whom are independent. The Committee provides overall oversight and quality assurance including follow up on the effectiveness of implementation of audit recommendations.

Further, the National Treasury established an audit committee comprising officers from all departments of the Ministry, under the chairmanship of the Senior Chief Finance Officer. The Committee reviews and analyses all audit queries and makes recommendations on how to reduce fiduciary risks. In addition, the committee prepares responses to all audit queries for presentation to the relevant committees of parliament.

**Project Implementation Committee**

To monitor the implementation of the Government's Infrastructure Projects, the National Treasury has established a Project Steering Committee comprising Principal Secretaries from implementing Ministries and appointed a technical committee comprising officers from the technical departments of the Ministry. The Committees review and analyse the progress made by ministries in the implementation of domestically and externally funded projects and advises accordingly.

**Parliamentary Activities**

In order to effectively manage the parliamentary activities relating to the Ministry, the National Treasury has established a committee and designated a liaison officer to coordinate the activities under the Office of the Cabinet Secretary in consultation with the Office of the Chief Administrative Secretary.

**The National Treasury and Planning  
Petroleum Development Levy Fund  
Annual Reports & Financial Statements for the year ended June 30, 2021.**

---

### **Development Partner Oversight**

To effectively manage Official Development Assistance to the Government, the National Treasury has under the Public Debt Management a department responsible for all matters relating to

Development Partners. The Department has various Units that coordinate different development partner activities in the Country.

Other fiduciary oversight arrangements include the following committees with specific objectives;

### **Top Management Committee and Other Committees**

To monitor the implementation of the Ministry's programmes and performance, the National Treasury has appointed Top Management Committee comprising of Directors General. The Committee receives reports from departments, build consensus on National Treasury responses to emerging issues, challenges and risks and ensures that the decisions made are implemented in a timely manner. Additionally, the Treasury constituted Adhoc Committees to handle specific assignments in the Financial Year 2020/21.

### **Public Financial Management Sector Working Group**

To facilitate the implementation of financial management reforms, the National Treasury has appointed senior officers to the Public Financial Management Sector Working Group. The Committee plays an oversight role in the implementation of financial reforms in the public service in collaboration with the development partners.

### **Budget Implementation Steering Committee**

In order to effectively monitor the implementation of the National Government budget implementation, The National Treasury has established a steering Committee chaired by the Cabinet Secretary, National Treasury and Planning. The Principal Secretaries for the National Treasury and State Department of Planning provide general oversight in the Budget implementation.

### **Budget Implementation Technical Committee**

The Committee is chaired by the Principal Administrative Secretary and comprises the Directors General and various Heads of Department. The Committee is responsible for monitoring the actual implementation of the identified measures and programmes and reporting detailed progress on the same regularly.

**The National Treasury and Planning  
Petroleum Development Levy Fund  
Annual Reports & Financial Statements for the year ended June 30, 2021.**

---

**Budget Implementation Ministerial Committee**

To monitor the implementation of the Ministry's budget, programmes and activities, the National Treasury has appointed a committee comprising of officers from all the Departments of the Ministry. The Committee reviews and analyses the progress made by Departments in the implementation of budget and the planned programmes and activities and advises the management accordingly.

**Monitoring and Evaluation**

The Ministry undertakes monitoring and evaluation exercises to establish progress made in the implementation of various programmes and projects including those that are funded by the development partners.

**(e) The National Treasury Headquarters**

P.O. Box 30007- 00100,  
Treasury Building,  
Harambee, Avenue  
Nairobi Kenya

**The National Treasury Contacts**

Telephone: (254)020-2252299  
Email: info@treasury.go.ke  
Website: [www.treasury.go.ke](http://www.treasury.go.ke)

**(f) The National Treasury Bankers**

Central Bank of Kenya  
Haile Selassie Avenue  
P.O. Box 60000  
City Square 00200  
Nairobi, Kenya


**(g) Independent Auditors**

Auditor General  
Kenya National Audit Office  
Anniversary Towers, University Way  
P.O Box 30084  
GPO 00100  
Nairobi, Kenya

**(h) Principal Legal Adviser**

The Attorney General  
State Law Office  
Harambee Avenue  
P.O. Box 40112  
City Square 00200  
Nairobi, Kenya

## 2. Key Management Profile



**Hon. Amb, Ukur Yatani, EGH**  
**Cabinet Secretary**

---


Hon. Amb. Ukur Yatani Kanacho born in 1967, has over 27-year experience in public administration, politics, diplomacy and governance in public sector. Before his appointment as Cabinet Secretary for the National Treasury he served as the Cabinet Secretary for Labour and Social Protection since January 2018.

Between the years 2006 - 2007 while Member of Parliament for North Horr constituency, he also served as an Assistant minister for science and technology. At the height of his career (March 2013-August 2017), he served as a pioneer Governor of

Marsabit County, the largest County in the Republic of Kenya.

Between June 2009 and October 2012, he served as Kenya's Ambassador to Austria with Accreditation to Hungary and Slovakia and Permanent Representative to the United Nations in Vienna. In this position, he aggressively pursued and advanced Kenya's foreign interests. He held senior leadership positions at various diplomatic and international agencies such as International Atomic Energy Agency (IAEA), United Nations Organization on Drugs and Crimes (UNODC), United Nations Industrial Development Organization (UNIDO), Vice Chairperson of United Nations Convention Against Transnational Organized Crime (UNTOC), Vice President of Convention on Crime Prevention and Criminal Justice (CCPJ), and chair of African Group of Ambassadors among others.

Between 1992 - 2015, he served in different positions in Kenya's Public Administration including a District Commissioner, where sharpened his management and administrative skills. He has Master of Arts in Public Administration and Public Policy, University of York, United Kingdom, 2005; and Bachelor of Arts in Economics, Egerton University, Kenya, 1991.



**Dr. Julius M. Muia, Phd, CBS.**  
**Principal Secretary**

---

Dr. Julius is currently the Principal Secretary, The National Treasury & Ministry of Planning. Before this appointment, he was the Director General of the Vision 2030 Delivery Secretariat which operates under the Office of the President. Prior to this, Dr. Muia served as the Secretary, National Economic and Social Council, Office of the President. He holds a First Class Honours Degree in Accounting; Masters Degree and PhD in Finance from the University of Nairobi's School of Business. He is also a Certified Public Accountant (CPA-K); Certified Public Secretary (CPS-K), Associate Kenya Institute of Bankers; Associate Chartered Institute of Arbitrators; and Certified Coach.

Dr. Muia has over 20 years' experience in leadership in the private sector in Kenya and UK. Dr. Julius Muia serves as a non-executive board member in several companies and a number of not-for profit organizations.

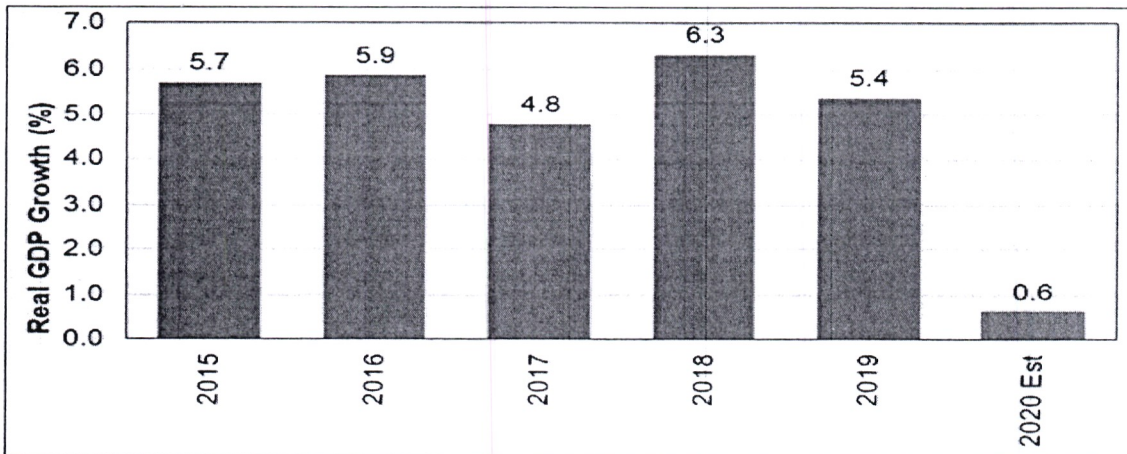
3. Foreword by The Cabinet Secretary



In accordance with Section 12 of the Public Finance Management Act, 2012, the National Treasury is responsible for coordinating the country's economic and financial management. Overall, the National Treasury has continued to maintain a policy environment that is conducive to economic growth and development of the country.

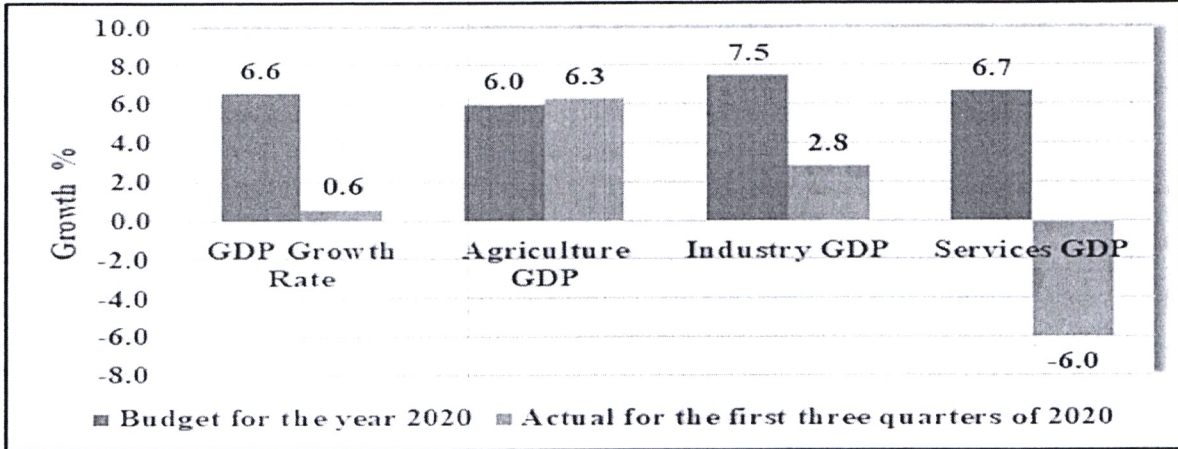
Economic growth in the first three quarters of 2020 contracted by an average of 0.4% compared to a growth of 3.6 percent in the corresponding period of 2019. In 2020, the Kenyan economy was adversely affected by the outbreak of Covid-19 Pandemic and the swift containment measures, which disrupted and scaled down economic activities within the country and in most of the country's major trading partners. Additionally, Kenya faced two other shocks: the invasion of swarms of desert locusts that damaged crops and occurrence of floods following receipt of more than normal rainfall in May 2020. As a result, growth in 2020 is estimated to have contracted by 0.6 percent from a growth of 5.4 percent in 2019 (figure 1).

Figure 1: Annual Real GDP Growth rates (Percent)



The agriculture sector recorded an improved average growth of 6.4 percent in the first three quarters of 2020 compared to a growth of 3.6 percent in the corresponding period of 2019. The non-agriculture (service and industry) sectors were adversely affected by the Covid-19 pandemic. As a result, the sectors contracted by an average of 2.1 percent in the first three quarters of 2020 down from an average growth of 6.1 percent in a similar period in 2019. (Figure 2).

Figure 2: Annual Percentage Economic Growth Rates in 2020/21



Data Source: Quarterly Economic and Budgetary Review (QEBR), MTP III


Additionally, the economic slowdown in fourth quarter was aggravated by contraction in Accommodation and Food Service activities to negative 6 per cent from 6.7 per cent on account of Corona Virus containment measures instituted in our major tourist source markets.

Despite the difficult circumstances faced last year, the country was able to preserve macroeconomic stability with inflation, interest rates and exchange rates remaining largely stable. Leading economic indicators for the fourth quarter of 2020 and the first quarter of 2021 point to strong recovery from the adverse impact of the COVID-19 pandemic.

**Budget performance**

In terms of budget performance, the National Treasury expenditure stood at **Kshs.107.6 Billion** against an approved budget of **Kshs.114.5 Billion** translating to an overall absorption rate of 94% as demonstrated in that pie chart below:

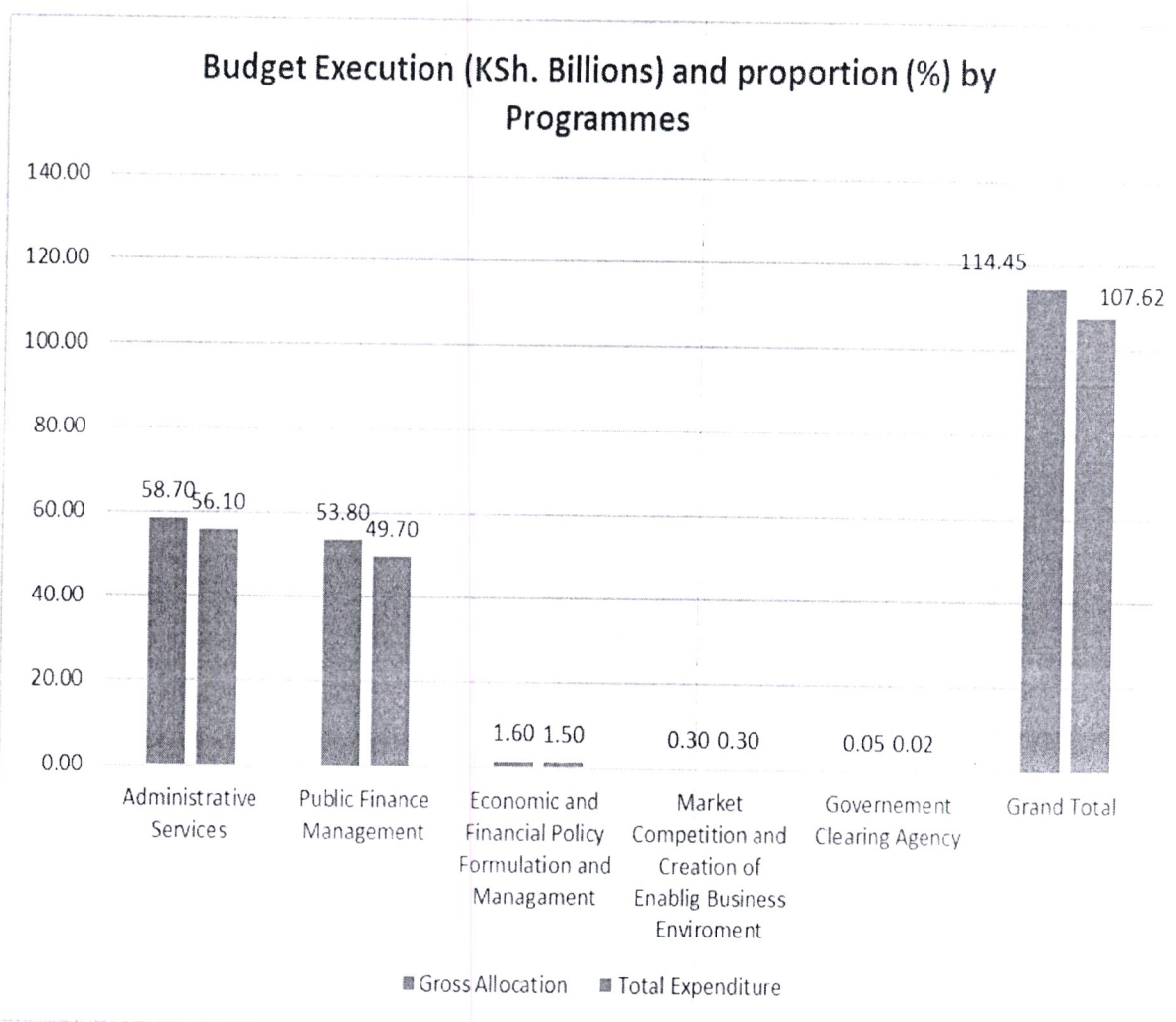
Figure 3: Total Allocation against Total Expenditure (Kshs. Billion)



**The National Treasury and Planning  
Petroleum Development Levy Fund  
Annual Reports & Financial Statements for the year ended June 30, 2021.**

The National Treasury implemented the 2020/21 budget within five economic classifications/programmes. These were General Administration, Planning and Support Services, Public Financial Management, Economic and Financial Policy Formulation and Management, Market Competition and Creation of an Enabling Business Environment, and Government Clearing Agency. As demonstrated in the bar chart below, the Market Competition Programme had the highest absorption at 100% followed by General Administration 96%, Economic and Financial Policy Formulation and Management 94%, and Public Financial Management Programme at 82% while Government Clearing Agency at 30%.

Figure 3: Budget Execution (KSh. Billions) and proportion (%) by Programmes  
The 100% absorption rate in Market Competition and Creation of an Enabling Business Environment programme is attributed to transfers to Semi Autonomous Government Agencies (SAGAs) under the National Treasury which implemented this programme.



**The National Treasury and Planning  
Petroleum Development Levy Fund  
Annual Reports & Financial Statements for the year ended June 30, 2021.**

---

The Public Service Superannuation Scheme commenced on 1<sup>st</sup> January 2021, with the Board of Trustees having been constituted in line with the provisions of the Act that established the scheme. The scheme covers all employees below the age of 45 years of the Public Service Commission, the Teachers Service Commission and the National Police Service. This will be the largest pension fund in the country and will generate growth of capital markets and bring growth in unlocking value in real estate.

The Performance Contract Evaluation report for all Ministries, State Corporations and Tertiary Institutions released in May 2021 ranked the National Treasury and Planning as the best performing Ministry for Fiscal year 2029/2020.

Other key achievements during the period under review are as follows;

- i. Mobilization of external resources amounting to **Kshs.622 billion** for projects and Kshs.423 billion for budget support to meet the budget deficit equivalent to 40.3% of the fiscal gap;
- ii. Facilitated the National Police Service by leasing 3,400 vehicles towards enhancing security;
- iii. Developed two Public Private Partnership (PPP) Projects Standardized Transactional Templates.

For the year ended June 30, 2021

- iv. Developed Government Investment Management Information System (GIMIS);
- v. Conducted 245 value for money (VfM) audits;
- vi. Trained 1,273 Public Finance Management (PFM) users on financial reporting on IFMIS system;

### Emerging Issues

The emerging issues that have impacted the operations of the National Treasury include;

- Covid-19 Pandemic and the containment measures led to depressed business environment hence pushing many enterprises and business to scale down operations. This negatively impacted revenue performance, thus exacerbating the pressure for resource at the Ministry level, the containment measures included but not limited to work shift plans and restriction of movements. These constrained the implementation of planned activities for the National Treasury.
- Re-allocation of resources to finance Covid-19 related expenditures thus affecting implementation of some programmes and projects.
- Leveraging on ICT innovations in the delivery of services to the citizenry.
- Change in Government Policies that led to adjustment in the implementation of planned programmes and projects.

### Challenges

~~Some of the challenges the National Treasury faced while implementing the 2020/21 budget include:-~~

- Resource Constraint
- The rationalization of the budget, occasioned by underperformance of revenue collection and emerging government priorities affected the implementation of programmes on training, hospitality, transfer of conditional grants to County Governments and to semi-autonomous Agencies (SAGAs). The underperformance in revenue also caused delays in disbursement of funds by the National Treasury to MDAs. The underperformance of county governments own source revenue led to overreliance on transfers from the National Government occasioning more pressure on the exchequer.
- Shortage of Key Technical Staff
- The National Treasury experienced staff shortage across all cadres. This is attributed to natural attrition and departure of staff to the county governments and other constitutional bodies. The planned recruitment and promotion of staff by the appointing authorities has been slow hence affecting service delivery and succession management initiatives.
- Shortage of office space especially for key technical staff.
- Lack of a Project Implementation, Monitoring and Evaluation framework.

To amount the above challenges and ensure successful implementation of the National Treasury goals and objectives, the Ministry undertook the following: -

- Continued to implement borrowing policy that provides for domestic borrowing to plug the financing gap created by non-performing revenue,


THE NATIONAL TREASURY  
*Reports and Financial Statements*  
*For the year ended June 30, 2021*

- Undertook expenditure reduction strategies such as austerity measures and relevant re-prioritization of projects funding to those with greatest impact.
- Continued to implement succession planning towards progressively filling in staff shortage, continued training and timely promotions.
- Engaged other developments partners for concessional loans and grants as well as pursued strategies to finance government projects.

**Recommendations**

- Increasing allocation to the sub-Sector to facilitate effective mobilization of resources to finance public expenditure particularly towards facilitation and implementation of post COVID-19 recovery programmes and strategies
  - Reforms in Public Financial Management shall be sustained to enable the National Treasury to mobilize adequate financial resources and enhance absorption capacity;
  - Sustained implementation of succession planning, especially with respect to recruitment of key technical staff;
  - Strengthening Monitoring and Evaluation Framework and capacity.
  - Leveraging on the use of ICT in the face of COVID 19 containment measures to ensure timely delivery of targets and through acquisition of modern communication equipment and systems.
- 
- Enhancing working environment and refurbishment of offices to provide accommodation of staff.
  - Prioritization of ongoing projects and fast tracking to ensure timely completion

Going forward, the National Treasury will implement a risk management strategy that will identify, monitor and control risks associated to its activities. This will include government investments and cash flows, its banking, money markets and capital market transactions as well as borrowing.



**HON. (AMB.) UKUR YATANI, EGH**  
**CABINET SECRETARY/NATIONAL TREASURY & PLANNING**

#### **4. Statement of Performance Against Predetermined Objectives**

##### **Introduction**

Section 81 (2) (f) of the Public Finance Management Act, 2012 requires that, at the end of each financial year, the Accounting officer when preparing financial statements of each National Government entity in accordance with the standards and formats prescribed by the Public Sector Accounting Standards Board includes a statement of the national government entity's performance against predetermined objectives. The key development objectives of the National Treasury's 2018-2022 Plan are to:

- (a) Strengthen organization capacity for quality service delivery;
- (b) Enhance mobilization, allocation and utilization of public resources;
- (c) Ensure stable and sustainable macro-economic environment;
- (d) Ensure market structures that encourage competition and orderly conduct of business;
- (e) Progress on Attainment of Strategic Development Objectives

For purposes of implementing and cascading the above development objectives to specific sectors, all the development objectives were made specific, measurable, achievable, realistic and time-bound (SMART) and converted into development outcomes. Attendant indicators were identified for reasons of tracking progress and performance measurement: Below we provide the progress on attaining the stated objectives:

The National Treasury and Planning  
 Petroleum Development Levy Fund  
 Annual Reports & Financial Statements for the year ended June 30, 2021.

MDA Program	Strategic Objective	Outcome	Indicator	Performance
General Administration, Planning and Support Services	Strengthen organization capacity for quality service delivery	Efficient and effective service delivery	No. of vehicles	3,400 security vehicles were leased for the National Police Service towards enhancing security
			No. of systems	Developed one Government Investments Management Information System (GIMIS)
			% level of compliance to PSSS	On Boarded and maintained all Permanent and Pensionable (P&P) Public servants of age 45 years and below in the Public Service Super Annuation Scheme (PSSS)
Public Financial Management	Enhance mobilization, allocation and utilization of public resources.	Transparent and accountable management of public resources	Consolidated Annual Accounts	Annual accounts prepared
			Annual national budget presented to Parliament by 30th April	Budget presented to parliament
			No. of standardized templates	Developed two PPP Projects Standardized Transactional Templates
			No. of Strategies	Developed one Medium Term debt strategy
			No. of VFM Audits reports	Conducted 245 Value for Money Audits due to increased requests for special audit by MDAs
			No. of Registered AGPO	Registered 26,280 AGPO Enterprises

**The National Treasury and Planning  
Petroleum Development Levy Fund  
Annual Reports & Financial Statements for the year ended June 30, 2021.**

			Enterprises	
			No. of Policies	Developed the Assets and Liabilities Management Policy
Economic and Financial Policy Formulation and Management	Ensure stable and sustainable macro-economic environment.	Stable macroeconomic environment for economic growth	Real GDP growth rate (%)	0.6 %
			Inflation rate (%)	5.3%
			Months of import cover	4.8 months of import cover
			% of fiscal deficit	(7.7) % of GDP deficit
			No. of Policies	Developed the Kenya Digital Finance, Policy
			County Allocation of Revenue Bill (CARB) & Division of Revenue Bill (DORB)	Prepared the County Allocation of Revenue Bill (CARB) & Division of Revenue Bill (DORB)
Market Competition and Creation of an Enabling Business Environment	Ensure market structures that encourage competition and orderly conduct of business.	Sustained high productivity and competitive markets	Percentage of consumer complaints investigations concluded	94% of the consumer complaints investigated
			No. of guidelines and Merger Notification Forms	Developed the Joint Venture, Informant Reward and Exemption guidelines in order to cater for emerging issues in competition.

## **5. Corporate Social Responsibility Statement/Sustainability Reporting**

The National Treasury exists to transform lives. This is our purpose; the driving force behind everything we do. It's what guides us to deliver our strategy, which is founded on the following core values: customer/Citizen first, delivering relevant goods and services, and improving operational excellence. Below is a brief highlight of our achievements in each pillar:

### **Sustainability Strategy and Profile**

To ensure economic sustainability, the National Treasury has put in place several measures geared towards protecting the economy and its citizens against major economic shocks. Some of them include; reduction of VAT and review of income tax to cushion citizens during the COVID 19 pandemic, reorganized the budget to reflect the realities of the current situation and to manage expenditure among others. Going forward into the medium term, the Government will continue in its fiscal consolidation path with the overall fiscal deficit being maintained broadly at the levels outlined in the Budget Policy Statement (BPS). This will ensure debt is maintained within sustainable levels. The fiscal deficit is expected to decline from 7.7 percent of GDP in FY 2020/21 to 6.3 percent by FY 2023/24. This was occasioned by COVID – 19 pandemics though the desired target is to lower it to the East African Monetary Union's (EAMU) protocol target ceiling of 3.0 percent of GDP. To achieve this target, the Government will continue to restrict growth in recurrent spending and double its effort in domestic resource mobilization. In the FY 2020/21, the Government continued to implement a raft of tax policy measures through the Budget Policy Statement, the Tax Amendment Law and the Finance Act, 2019. In addition, the modernized Income Tax Bill currently undergoing legal drafting, will also ease administrative bottlenecks, improve compliance and boost revenue collection, thereby supporting the government's fiscal consolidation efforts. Further, the establishment of Public Investment Management (PIM) Unit at the National Treasury continues to play a great role in enhancing efficiency in identification and implementation of priority social and investment projects. This takes into account the Government's efforts to increase efficiency, effectiveness, transparency, and accountability of public spending. In particular, the implementation of PIM regulations under the Public Finance Act will streamline the initiation, execution and delivery of public investment projects. It will also curtail runaway project costs, eliminate duplications and improve working synergy among implementation actors for timely delivery of development projects.

### **Environmental performance**

The National Treasury has constituted a Committee comprising officers from the key Departments of the Ministry to oversee all matters relating to environmental sustainability. The Committee has since developed a ministerial policy on the same in line with the National Policy on environmental management.

### **Employee welfare**

Employee welfare is critical for effective implementation of the programmes and projects of an organization. Noting the importance of human resources, the National Treasury has a Department established to handle Human Resources Management and Development. The Ministry has also established a Human Resource Management Advisory Committee that process all the promotions, discipline, training, appraisal and general employee matters in line with the Public Service guidelines and procedures. In addition, a committee on occupational safety and health has been established to follow up of the safety conditions in the work place. In order to ensure attracting and retaining competent officers, the National Treasury continued to conduct capacity and training needs assessments 2020/2021- 2021/22 as well as development and implementation of the training projections plan to fill skills gaps. In addition, the National Treasury continued to implement succession management plan by declaring the number of the posts to be filled under the delegated powers and continually implementing the provision of the guidelines on the policy on advancement to the next grade at the entry level in the scheme of service and implementation of the Authorised officers and the PSC decisions. Further, the importance of knowledge management was reinforced through: identification of data needs and data gaps; preparation of a database of sources of knowledge across all levels in the State Department, preparation of a comprehensive report on patterns, trends and attributes of the processed data and information in the State Department; preservation and sharing of knowledge as well as application of knowledge to policy and problem solving within the National Treasury. The National Treasury has continued to build the capacity on the online staff appraisal management system in collaboration with the Public Service Commission to ensure seamless implementation of the system.

### **Market place practices**

The National Treasury is responsible for promoting fair trade practices in the economy. To ensure effective implementation of this function assigned by the Constitution, one of the programmes implemented by the Treasury is ensuring that existing market structures encourage competition and orderly conduct of business in order to support high productivity and competitive markets. In addition, the National Treasury developed the Joint Venture, Informant Reward and Exemption guidelines in order to cater for emerging issues in competition.

### **Community Engagements**

To mitigate technological hazards, terrorism, fire and natural disasters, the National Treasury engaged a professional security services firm contracted for purposes of enhancing security in the Ministry. The National Treasury continued to improve security within the building and its environs by use of CCTV cameras installed at the Treasury Building and at the entrances and maintained firefighting facilities at the premises in collaboration with the State Department for Public Works.

## 6. Report of The Fund Management

The Management submits the report together with the audited financial statements for the year ended June 30, 2021, which show the state of the Fund's affairs.

### a) Principal activities

The principal activity of the fund is to provide funds for development of common facilities for the distribution or testing of oil products and matters relating to the development of oil industry and the stabilization of oil prices.


### b) Results

The results of the entity for the year ended June 30, 2021, are set out on page 1 to 35

### c) Auditors

The Auditor General is responsible for the statutory audit of the Fund in accordance with Article 229 of the Constitution of Kenya and the Public Audit Act 2015.

By Order of the Management of the Fund.



.....  
Dr. Julius M. Muia, PhD, CBS.

Principal Secretary



.....  
Nemwel M. Motanya  
ICPAK Member No. 2367  
Head of Accounting Unit

## **7. Overview of the Petroleum Development Levy Fund**

### **1. Background of the Fund**

The Petroleum Development Levy Fund was established under section 4 (1) of Petroleum Development Fund Act 1991. The Objectives and purpose of the fund is to provide funds for development of Common facilities for the distribution or testing of oil products and matters relating to the development of oil industry provided the funds are not used for purposes in competition with the Private Sector.

Pursuant to the petroleum Development Fund Act, 1991, the Cabinet Secretary published the Petroleum Development Levy Order, 2020 LEGAL NOTICE No. 124 on 10 July 2020, revoking the petroleum Development Order, 1992.

The regulatory objective and justification of the Levy Order is to provide sufficient funds for the development of the petroleum sector including the stabilization of petroleum pump prices in instances of spikes occasioned by high landed costs above a threshold to be determined by the Energy and Petroleum Regulatory Authority (EPRA). The Levy Order will ensure growth of the Petroleum Development Fund thereby enabling achievement of the following:

- (i) Creation of a stabilization mechanism for petroleum pump prices to cushion consumers from spikes in the landed costs.
- (ii) Enhancement of capacity building in the petroleum supply chain thereby creating stability in supply

The expenditure from the fund is on the basis and limited to the annual budget which shall be submitted to the National Treasury for approval before beginning of the Financial Year to which the budget relates.

The PDL holding Account is held at the Central Bank of Kenya and is operated and maintained by the National Treasury. The funds are released to the Implementing Ministry – Ministry of Petroleum, Transport & Infrastructure and Energy on request.

In line with section 81 of the Public Financial Management Act 2012, the National Treasury is required to not later than three months after the end of each financial year, prepare and submit to the Auditor-General Financial Statements for that year in respect of the holding account. This report therefore covers the operations of the Petroleum Development Levy Fund Holding Account for the financial year ended 30<sup>th</sup> June 2021.

### **2. Administration of the Fund**

The Principal Secretary, The National Treasury as the Administrator of the Fund or any person appointed by him in writing for that purpose is required to prepare the Financial Statements of the Fund, pursuant section 81 of the Public Financial

**The National Treasury and Planning**  
**Petroleum Development Levy Fund**  
**Annual Reports & Financial Statements for the year ended June 30, 2021.**

---

Management Act 2012. Funds are transferred from the National Treasury Holding Account to the operation accounts, of the State Departments of Petroleum, Transport & Infrastructure and Energy.

All receipts, savings and accruals of the Fund and the balance of the Fund at the close of each financial year shall not be paid to the Consolidated Fund, but shall be retained for the purpose for which the Fund is established.

### **3. Financial reporting arrangement for the Fund Account**

The Principal Secretaries of Ministry of Petroleum and Mining, Ministry of Energy and State Department for Infrastructure are required to account for the funds transferred from the holding account to their operations account, and prepare the Financial Statements of the Fund, pursuant section 81 (4) of the Public Financial Management Act 2012.

### **4. Commentary on the financial statements of the fund**

At closure of the Financial Year 2019-2020, the balance in the Petroleum Development Levy Fund Holding Account was kshs. **874,243,507.75** and the accumulated Fund Balances as at 30<sup>th</sup> June 2021 amounted to **KShs.3,380,385,841.75**. The total receipts for the Financial Year 2020-2021 totaled KShs. **26,076,177,416.05** and total disbursements to the State Departments of Energy, Infrastructure, Petroleum and Exchequer amounted to **KShs. 23,570,000,000.00 and KShs. 35,082.05** respectively.

The total receipts for the financial year 2020-2021 of KShs. **26,076,177,416.05** comprised of **KShs. 25,201,494,945.55** received from Kenya Revenue Authority, **KShs. 874,682,470.50** unspent balance for the financial year 2019-2020, received from State Departments of Petroleum and Energy.

The huge increase in total receipts from KRA in the financial year 2020-2021 of KShs. 25,201,494,945.55 against collections from KRA in the financial year 2019-2020 of KShs. 1,986,101,670.40 is due to the increase in Rate of Levy which was increased from .40 cents to KShs.5.40, an increase of 5.00 shillings by Legislative Supplement No.75 – Legal Notice No.124 of 10<sup>th</sup> July 2020.

The approved/revised estimates for the financial year 2020-2021 was **KShs. 23,570,000,000.00** against actual collections from Kenya Revenue Authority of **KShs. 25,201,494,945.55**. This implies an over collections of **KShs. 1,631,494,945.55, 106.5%** for the financial year 2020-2021. The over collection is due to increase in petrol sales volumes.

**The National Treasury and Planning  
Petroleum Development Levy Fund  
Annual Reports & Financial Statements for the year ended June 30, 2021.**

**8. Statement of Management Responsibilities**

Section 81 of the Public Finance Management Act, 2012 requires that, at the end of each financial year, the accounting officer for a National Government entity shall prepare financial statements in respect of that entity. Section 81 requires the financial statements so prepared to be in a form that complies with relevant accounting standards as prescribed by the Public Sector Accounting Standards Board of Kenya from time to time.

The Accounting Officer in charge of The National Treasury is responsible for the preparation and presentation of the Petroleum Development Levy Fund (PDL) report, which give a true and fair view of the state of affairs of The National Treasury for and as at the end of the financial year ended on June 30, 2021. This responsibility includes:


- i) Maintaining adequate financial management arrangements and ensuring that these continue to be effective throughout the reporting period;
- ii) Maintaining proper accounting records, which disclose with reasonable accuracy at any time the status of the revenue collected by the national treasury;
- iii) Designing, implementing and maintaining internal controls relevant to the preparation and fair presentation of the revenue report, and ensuring that they are free from material misstatements, whether due to error or fraud.

The Accounting Officer in charge of The National Treasury accepts responsibility for the National Treasury's Petroleum Development Levy Fund (PDL) report, which has been prepared on the Accrual Basis Method of Financial Reporting, using appropriate accounting policies in accordance with International Public Sector Accounting Standards (IPSAS) and relevant legal framework of the Government of Kenya. The Principal Secretary is of the opinion that this Fund report gives a true and fair view of The National Treasury's Fund performance during the financial year ended June 30, 2021. The Principal Secretary in charge of The National Treasury further confirms the completeness of the accounting records maintained for The National Treasury, which have been relied upon in the preparation of this report as well as the adequacy of the systems of internal financial control.


The Accounting Officer in charge of The National Treasury confirms that the Fund has complied fully with applicable Government Regulations. Further the Accounting Officer confirms that this report has been prepared in a form that complies with relevant accounting standards prescribed by the Public Sector Accounting Standards Board of Kenya.

**Approval of the Financial Statements**

The Financial Statements were approved by on ... *30<sup>th</sup> sept.* .....2021


  
.....  
Dr. Julius M. Muia, PhD, CBS.

Principal Secretary

  
.....  
Nemwel M. Motanya  
ICPAK Member No. 2367  
Head of Accounting Unit

# REPUBLIC OF KENYA

Telephone: +254-(20) 3214000  
E-mail: info@oagkenya.go.ke  
Website: www.oagkenya.go.ke



**HEADQUARTERS**  
Anniversary Towers  
Monrovia Street  
P.O. Box 30084-00100  
NAIROBI

## **REPORT OF THE AUDITOR-GENERAL ON PETROLEUM DEVELOPMENT LEVY FUND (HOLDING ACCOUNT) FOR THE YEAR ENDED 30 JUNE 2021 - THE NATIONAL TREASURY**

---

### **PREAMBLE**

I draw your attention to the contents of my report which is in three parts:

- A. Report on the Financial Statements that considers whether the financial statements are fairly presented in accordance with the applicable financial reporting framework, accounting standards and the relevant laws and regulations that have a direct effect on the financial statements.
- B. Report on Lawfulness and Effectiveness in Use of Public Resources which considers compliance with applicable laws, regulations, policies, gazette notices, circulars, guidelines and manuals and whether public resources are applied in a prudent, efficient, economic, transparent and accountable manner to ensure government achieves value for money and that such funds are applied for intended purpose.
- C. Report on Effectiveness of Internal Controls, Risk Management and Governance which considers how the entity has instituted checks and balances to guide internal operations. This responds to the effectiveness of the governance structure, the risk management environment, and the internal controls developed and implemented by those charged with governance for orderly, efficient and effective operations of the entity.

An unmodified opinion does not necessarily mean that an entity has complied with all relevant laws and regulations, and that its internal control, risk management and governance systems are properly designed and were working effectively in the financial year under review.

The three parts of the report are aimed at addressing the statutory roles and responsibilities of the Auditor-General as provided by Article 229 of the Constitution and the Public Audit Act, 2015. The three parts of the report, when read together constitute the report of the Auditor-General.

### **REPORT ON THE FINANCIAL STATEMENTS**

#### **Opinion**

I have audited the accompanying financial statements of Petroleum Development Levy Fund (Holding Account) set out on pages 27 to 44, which comprise the statement of

financial position as at 30 June, 2021, the statement of financial performance, statement of changes in net assets, the statement of cash flow and statement of comparison of budget and actual amounts for the year then ended, and a summary of significant accounting policies and other explanatory information in accordance with the provisions of Article 229 of the Constitution of Kenya and Section 35 of the Public Audit Act, 2015. I have obtained all the information and explanations which, to the best of my knowledge and belief, were necessary for the purpose of the audit.

In my opinion, the financial statements present fairly, the financial position of the Petroleum Development Levy Fund (Holding Account) as at 30 June, 2021, and of its financial performance and its cash flows for the year then ended, in accordance with International Public Sector Accounting Standards (Accrual Basis) and comply with the Public Finance Management Act, 2012.

### **Basis for Opinion**

The audit was conducted in accordance with the International Standards of Supreme Audit Institutions (ISSAIs). I am independent of the Petroleum Development Levy Fund (Holding Account) Management in accordance with ISSAI 130 on Code of Ethics. I have fulfilled other ethical responsibilities in accordance with ISSAI and in accordance with other ethical requirements applicable to performing audits of financial statements in Kenya. I believe that the audit evidence I have obtained is sufficient and appropriate to provide a basis for my opinion.

### **Key Audit Matters**

Key audit matters are those matters that, in my professional judgement, are of most significance in the audit of the financial statements. There were no key audit matters to report in the year under review.

## **REPORT ON LAWFULNESS AND EFFECTIVENESS IN USE OF PUBLIC RESOURCES**

### **Conclusion**

As required by Article 229(6) of the Constitution, based on the audit procedures performed, I confirm that, nothing has come to my attention to cause me to believe that public resources were not applied lawfully and in an effective way.

### **Basis for Conclusion**

The audit was conducted in accordance with ISSAI 4000. The standard requires that I comply with ethical requirements and plan and perform the audit to obtain assurance about whether the activities, financial transactions and information reflected in the financial statements are in compliance, in all material respects, with the authorities that govern them. I believe that the audit evidence I have obtained is sufficient and appropriate to provide a basis for my conclusion.

## REPORT ON EFFECTIVENESS OF INTERNAL CONTROLS, RISK MANAGEMENT AND GOVERNANCE

### **Conclusion**

As required by Section 7(1)(a) of the Public Audit Act, 2015, based on the audit procedures performed, I confirm that, nothing has come to my attention to cause me to believe that internal controls, risk management and overall governance were not effective.

### **Basis for Conclusion**

The audit was conducted in accordance with ISSAI 2315 and ISSAI 2330. The standards require that I plan and perform the audit to obtain assurance about whether effective processes and systems of internal control, risk management and overall governance were operating effectively, in all material respects. I believe that the audit evidence I have obtained is sufficient and appropriate to provide a basis for my conclusion.

### **Responsibilities of Management and those Charged with Governance**

Management is responsible for the preparation and fair presentation of these financial statements in accordance with International Public Sector Accounting Standards (Cash Basis) and for maintaining effective internal control as Management determines is necessary to enable the preparation of financial statements that are free from material misstatement, whether due to fraud or error and for its assessment of the effectiveness of internal control, risk management and overall governance.

In preparing the financial statements, Management is responsible for assessing the Fund's ability to continue to sustain services, disclosing, as applicable, matters related to sustainability of services and using the applicable basis of accounting unless Management is aware of the intention to terminate the Fund or to cease operations.

Management is also responsible for the submission of the financial statements to the Auditor-General in accordance with the provisions of Section 47 of the Public Audit Act, 2015.

In addition to the responsibility for the preparation and presentation of the financial statements described above, Management is also responsible for ensuring that the activities, financial transactions and information reflected in the financial statements are in compliance with the authorities which govern them, and that public resources are applied in an effective way.

Those charged with governance are responsible for overseeing the financial reporting process, reviewing the effectiveness of how the Fund monitors compliance with relevant legislative and regulatory requirements, ensuring that effective processes and systems are in place to address key roles and responsibilities in relation to overall governance and risk management, and ensuring the adequacy and effectiveness of the control environment.

### **Auditor-General's Responsibilities for the Audit**

The audit objectives are to obtain reasonable assurance about whether the financial statements as a whole are free from material misstatement, whether due to fraud or error,

and to issue an auditor's report that includes my opinion in accordance with the provisions of Section 48 of the Public Audit Act, 2015 and submit the audit report in compliance with Article 229(7) of the Constitution. Reasonable assurance is a high level of assurance, but is not a guarantee that an audit conducted in accordance with ISSAIs will always detect a material misstatement and weakness when it exists. Misstatements can arise from fraud or error and are considered material if, individually or in the aggregate, they could reasonably be expected to influence the economic decisions of users taken on the basis of these financial statements.

In addition to the audit of the financial statements, a compliance audit is planned and performed to express a conclusion about whether, in all material respects, the activities, financial transactions and information reflected in the financial statements are in compliance with the authorities that govern them and that public resources are applied in an effective way, in accordance with the provisions of Article 229(6) of the Constitution and submit the audit report in compliance with Article 229(7) of the Constitution.

Further, in planning and performing the audit of the financial statements and audit of compliance, I consider internal control in order to give an assurance on the effectiveness of internal controls, risk management and overall governance processes and systems in accordance with the provisions of Section 7(1)(a) of the Public Audit Act, 2015 and submit the audit report in compliance with Article 229 (7) of the Constitution. My consideration of the internal control would not necessarily disclose all matters in the internal control that might be material weaknesses under the ISSAIs. A material weakness is a condition in which the design or operation of one or more of the internal control components does not reduce to a relatively low level the risk that misstatements caused by error or fraud in amounts that would be material in relation to the financial statements being audited may occur and not be detected within a timely period by employees in the normal course of performing their assigned functions.

Because of its inherent limitations, internal control may not prevent or detect misstatements and instances of non-compliance. Also, projections of any evaluation of effectiveness to future periods are subject to the risk that controls may become inadequate because of changes in conditions, or that the degree of compliance with the Fund policies and procedures may deteriorate.


As part of an audit conducted in accordance with ISSAIs, I exercise professional judgement and maintain professional skepticism throughout the audit. I also:

- Identify and assess the risks of material misstatement of the financial statements, whether due to fraud or error, design and perform audit procedures responsive to those risks, and obtain audit evidence that is sufficient and appropriate to provide a basis for my opinion. The risk of not detecting a material misstatement resulting from fraud is higher than for one resulting from error, as fraud may involve collusion, forgery, intentional omissions, misrepresentations, or the override of internal control.
- Evaluate the appropriateness of accounting policies used and the reasonableness of accounting estimates and related disclosures made by the Management.

- Conclude on the appropriateness of the Management's use of the applicable basis of accounting and, based on the audit evidence obtained, whether a material uncertainty exists related to events or conditions that may cast significant doubt on the Fund's ability to continue to sustain its services. If I conclude that a material uncertainty exists, I am required to draw attention in the auditor's report to the related disclosures in the financial statements or, if such disclosures are inadequate, to modify my opinion. My conclusions are based on the audit evidence obtained up to the date of my audit report. However, future events or conditions may cause the Fund to cease to continue to sustain its services.
- Evaluate the overall presentation, structure and content of the financial statements, including the disclosures, and whether the financial statements represent the underlying transactions and events in a manner that achieves fair presentation.
- Obtain sufficient appropriate audit evidence regarding the financial information and business activities of the Fund to express an opinion on the financial statements.
- Perform such other procedures as I consider necessary in the circumstances.

I communicate with the Management regarding, among other matters, the planned scope and timing of the audit and significant audit findings, including any significant deficiencies in internal control that are identified during the audit.

I also provide Management with a statement that I have complied with relevant ethical requirements regarding independence, and to communicate with them all relationships and other matters that may reasonably be thought to bear on my independence, and where applicable, related safeguards.

  
CPA Nancy Gathungu, CBS  
**AUDITOR-GENERAL**


**Nairobi**

**10 January, 2022**

Petroleum Development Levy Fund – National Treasury  
Annual Reports & Financial Statements for the year ended June 30, 2021.

10. Statement of Financial Performance for the year ended 30 June 2021

	Note	2020-2021	2019-2020
		Kshs	Kshs
<b>Revenue- Non-Exchange Transactions</b>			
Transfers from other Government Entities	6	26,076,177,416.05	2,456,127,763.90
<b>Total revenue</b>		<b>26,076,177,416.05</b>	<b>2,456,127,763.90</b>
<b>Expenditure</b>			
Transfers to MDAs	7	23,570,035,082.05	3,648,183,447.45
<b>Total Expenses</b>		<b>23,570,035,082.05</b>	<b>3,648,183,447.45</b>
<b>Surplus/Deficit for the year</b>		<b>2,506,142,334.00</b>	<b>(1,192,055,683.55)</b>
Remission to Treasury		-	-
<b>Net Deficit/Surplus for the year</b>		<b>2,506,142,334.00</b>	<b>(1,192,055,683.55)</b>

  
.....  
Dr. Julius M. Muia, PhD, CBS.  
Principal Secretary

  
.....  
Nemwel M. Motanya  
ICPAK Member No. 2367  
Head of Accounting Unit

Petroleum Development Levy Fund – National Treasury  
Annual Reports & Financial Statements for the year ended June 30, 2021.


11. Statement of Financial Position as at 30 June, 2021

	Note	2020-2021	2019-2020
		Kshs	Kshs
Assets - Current Assets			
Cash and Cash Equivalents	8	3,380,385,841.75	874,243,507.75
<b>Total Assets</b>		<b>3,380,385,841.75</b>	<b>874,243,507.75</b>
<b>Net Assets</b>		<b>3,380,385,841.75</b>	<b>874,243,507.75</b>
Accumulated Surplus		3,380,385,841.75	874,243,507.75
<b>Total Net Assets</b>		<b>3,380,385,841.75</b>	<b>874,243,507.75</b>



.....  
Dr. Julius M. Muia, PhD, CBS.

Principal Secretary





.....  
Nemwel M. Motanya  
ICPAK Member No. 2367  
Head of Accounting Unit

Petroleum Development Levy Fund – National Treasury  
 Annual Reports & Financial Statements for the year ended June 30, 2021.

12. Statement of Changes in Net Assets for the year ended 30 June 2021.

	Accumulated Surplus	Total
	Kshs	Kshs
At July 1, 2019	2,066,299,191.30	2,066,299,191.30
Deficit for the Year	(1,192,055,683.55)	(1,192,055,683.55)
<b>At June 30, 2020</b>	<b>874,243,507.75</b>	<b>874,243,507.75</b>
At July 1, 2020	874,243,507.75	874,243,507.75
Net Surplus for the Year	2,506,142,334.00	2,506,142,334.00
<b>At June 30, 2021</b>	<b>3,380,385,841.75</b>	<b>3,380,385,841.75</b>

  
 .....  
 Dr. Julius M. Muia, PhD, CBS.  
 Principal Secretary

  
 .....  
 Nemwel M. Motanya  
 ICPAK Member No. 2367  
 Head of Accounting Unit

**Petroleum Development Levy Fund – National Treasury**  
**Annual Reports & Financial Statements for the year ended June 30, 2021.**

**13. Statement of Cash Flows for the year ended 30 June 2021.**

	Notes	2020-2021	2019-2020
		Kshs	Kshs
<b>Cash flows from Operating Activities</b>			
<b>Receipts</b>			
Transfers from Other Government Entities	6	26,076,177,416.05	2,456,127,763.90
<b>Total Receipts</b>		26,076,177,416.05	2,456,127,763.90
<b>Payments</b>			
Transfers to Government Agencies	7	23,570,035,082.05	3,648,183,447.45
<b>Total Payments</b>		23,570,035,082.05	3,648,183,447.45
<b>Net cash flows from Operating Activities</b>	9	<b>2,506,142,334.00</b>	<b>(1,192,055,683.55)</b>
<b>Net Increase in Cash &amp; Equivalents</b>		2,506,142,334.00	(1,192,055,683.55)
Cash & Equivalents at the year Start	8	874,243,507.75	2,066,299,191.30
<b>Cash &amp; Equivalents at Year End</b>	<b>8</b>	<b>3,380,385,841.75</b>	<b>874,243,507.75</b>

**Petroleum Development Levy Fund – National Treasury**  
**Annual Reports & Financial Statements for the year ended June 30, 2021.**

**14. Statement of Comparison of Budget and Actual Amounts for the year ended 30 June 2021.**

	Original budget	Adjustments	Final budget	Actual on comparable basis	Variance	%
Revenue	Kshs	Kshs	Kshs	Kshs	Kshs	
<b>Transfers from KRA</b>	3,584,000,000	19,986,000,000	23,570,000,000	25,201,494,945.55	1,631,494,945.55	106.9 %
Transfers from MDAs	-	-	-	874,682,470.5	874,682,470.5	
<b>Total Revenue</b>	<b>3,584,000,000</b>	<b>19,986,000,000</b>	<b>23,570,000,000</b>	<b>26,076,177,416.05</b>	<b>2,506,177,416.05</b>	
<b>Expenses</b>						
Transfers to Agencies	3,584,000,000	19,986,000,000	23,570,000,000	23,570,000,000	-	100%
Transfers to Exchequer*				35,082.05	35,082.05	
<b>Total expenditure</b>	<b>3,584,000,000</b>	<b>19,986,000,000</b>	<b>23,570,000,000</b>	<b>23,570,000,000</b>	<b>-</b>	
<b>Net Surplus</b>				<b>2,506,177,416.05</b>	<b>2,506,177,416.05</b>	

**Budget notes**

-The difference between the original budget and the final budget was occasioned by the supplementary budget.

-Transfers from MDAs were remittances from the implementing agencies.

-Transfers to Exchequer was 3% commission revenue erroneously credited to PDL account in FY2019/20.

## **15. Notes to the Financial Statement**

### **1. General Information**

The Petroleum Development Levy Fund was established under section 4 (1) of Petroleum Development Fund Act 1991. The Objectives and purpose of the fund is to provide funds for development of Common facilities for the distribution or testing of oil products and matters relating to the development of oil industry provided the funds are not used for purposes in competition with the Private Sector.

### **2. Statement of Compliance and Basis of Preparation**

The financial statements have been prepared on a historical cost basis. The preparation of financial statements in conformity with International Public Sector Accounting Standards (IPSAS) allows the use of estimates and assumptions. It also requires management to exercise judgement in the process of applying the Petroleum Development Levy Fund's accounting policies. The areas involving a higher degree of judgement or complexity, or where assumptions and estimates are significant to the financial statements, are disclosed in Note 5 of these financial statements.

The financial statements have been prepared and presented in Kenya Shillings, which is the functional and reporting currency of The Petroleum Development Levy Fund

The financial statements have been prepared in accordance with the PFM Act, and International Public Sector Accounting Standards (IPSAS). The accounting policies adopted have been consistently applied to all the years presented.

The National Treasury and Planning  
 Petroleum Development Levy Fund  
 Annual Reports & Financial Statements for the year ended June 30, 2021.

**3. Adoption of New and Revised Standards**

New and amended standards and interpretations in issue effective in the year ended 30 June 2021.

Standard	Impact
Other Improvements to IPSAS	<p><b>Applicable: 1<sup>st</sup> January 2021:</b></p> <ul style="list-style-type: none"> <li>a) Amendments to IPSAS 13, to include the appropriate references to IPSAS on impairment, in place of the current references to other international and/or national accounting frameworks.</li> <li>b) IPSAS 13, Leases and IPSAS 17, Property, Plant, and Equipment. Amendments to remove transitional provisions which should have been deleted when IPSAS 33, First Time Adoption of Accrual Basis International Public Sector Accounting Standards (IPSASs) was approved.</li> <li>c) IPSAS 21, Impairment of Non-Cash-Generating Assets and IPSAS 26, Impairment of Cash Generating Assets. Amendments to ensure consistency of impairment guidance to account for revalued assets in the scope of IPSAS 17, Property, Plant, and Equipment and IPSAS 31, Intangible Assets.</li> <li>d) IPSAS 33, First-time Adoption of Accrual Basis International Public Sector Accounting Standards (IPSASs). Amendments to the implementation guidance on deemed cost in IPSAS 33 to make it consistent with the core principles in the Standard.</li> </ul> <p>The amendments did not have impact on The Petroleum Development Levy Fund</p>

New and amended standards and interpretations in issue but not yet effective in the year ended 30 June 2021.

Standard	Effective date and impact:
IPSAS 41: Financial Instruments	<p><b>Applicable: 1<sup>st</sup> January 2023:</b></p> <p>The objective of IPSAS 41 is to establish principles for the financial reporting of financial assets and liabilities that will present relevant and useful information to users of financial statements for their assessment of the amounts, timing and uncertainty of an entity's future cash flows. IPSAS 41 provides users of financial statements with more useful information than IPSAS 29, by:</p> <p>Applying a single classification and measurement model for financial</p>

The National Treasury and Planning  
 Petroleum Development Levy Fund  
 Annual Reports & Financial Statements for the year ended June 30, 2021.

Standard	Effective date and impact:
	<p>assets that considers the characteristics of the asset's cash flows and the objective for which the asset is held;</p> <p>Applying a single forward-looking expected credit loss model that is applicable to all financial instruments subject to impairment testing; and</p> <p>Applying an improved hedge accounting model that broadens the hedging arrangements in scope of the guidance. The model develops a strong link between an entity's risk management strategies and the accounting treatment for instruments held as part of the risk management strategy.</p> <p>The Standard did not have any impact on The Petroleum Development Levy Fund.</p>
<p><b>IPSAS 42:</b> Social Benefits</p>	<p><b>Applicable: 1<sup>st</sup> January 2023</b></p> <p>The objective of this Standard is to improve the relevance, faithful representativeness and comparability of the information that a reporting entity provides in its financial statements about social benefits. The information provided should help users of the financial statements and general purpose financial reports assess:</p> <p>(a) The nature of such social benefits provided by the entity;</p> <p>(b) The key features of the operation of those social benefit schemes; and</p> <p>(c) The impact of such social benefits provided on the entity's financial performance, financial position and cash flows.</p> <p>The Standard did not have any impact on The Petroleum Development Levy Fund.</p>
<p>Amendments to Other IPSAS resulting from IPSAS 41, Financial Instruments</p>	<p><b>Applicable: 1st January 2023:</b></p> <p>a) Amendments to IPSAS 5, to update the guidance related to the components of borrowing costs which were inadvertently omitted when IPSAS 41 was issued.</p> <p>b) Amendments to IPSAS 30, regarding illustrative examples on hedging and credit risk which were inadvertently omitted when IPSAS 41 was issued.</p> <p>c) Amendments to IPSAS 30, to update the guidance for accounting for financial guarantee contracts which were inadvertently omitted when IPSAS 41 was issued.</p> <p>Amendments to IPSAS 33, to update the guidance on classifying financial instruments on initial adoption of accrual basis IPSAS which were inadvertently omitted when IPSAS 41 was issued.</p> <p>The Standard did not have any impact on The Petroleum Development Levy Fund.</p>

### **Early adoption of standards**

The entity did not early – adopt any new or amended standards in year 2020/2021.

## **4. Summary of Significant Accounting Policies**

### **a) Revenue recognition- Transfers from other government entities**

Revenues from non-exchange transactions with other government entities are measured at fair value and recognized on obtaining control of the asset (cash, goods, services and property) if the transfer is free from conditions and it is probable that the economic benefits or service potential related to the asset will flow to the entity and can be measured reliably. Recurrent grants are recognized in the statement of comprehensive income. Development/capital grants are recognized in the statement of financial position and realised in the statement of comprehensive income over the useful life of the assets that has been acquired using such funds.

### **b) Budget information**

The original budget for FY 2020-2021 was approved by the National Assembly in June 2020. Subsequent revisions or additional appropriations were made to the approved budget in accordance with specific approvals from the appropriate authorities. The additional appropriations are added to the original budget by the entity upon receiving the respective approvals in order to conclude the final budget. The budget is prepared on the same basis as the Financial statements thus there are no need for a reconciliation statement.

### **c) Provisions**

Provisions are recognized when the Petroleum Development Levy Fund has a present obligation (legal or constructive) as a result of a past event, it is probable that an outflow of resources embodying economic benefits or service potential will be required to settle the obligation and a reliable estimate can be made of the amount of the obligation.

Where the Fund expects some or all of a provision to be reimbursed, for example, under an insurance contract, the reimbursement is recognized as a separate asset only when the reimbursement is virtually certain. The expense relating to any

**The National Treasury and Planning  
Petroleum Development Levy Fund  
Annual Reports & Financial Statements for the year ended June 30, 2021.**

---

provision is presented in the statement of financial performance net of any reimbursement.

**d) Contingent liabilities**

The Petroleum Development Levy Fund does not recognize a contingent liability but discloses details of any contingencies in the notes to the financial statements, unless the possibility of an outflow of resources embodying economic benefits or service potential is remote.

**e) Contingent assets**

The Petroleum Development Levy Fund does not recognize a contingent asset but discloses details of a possible asset whose existence is contingent on the occurrence or non-occurrence of one or more uncertain future events not wholly within the control of the Fund in the notes to the financial statements. Contingent assets are assessed continually to ensure that developments are appropriately reflected in the financial statements. If it has become virtually certain that an inflow of economic benefits or service potential will arise and the asset's value can be measured reliably, the asset and the related revenue are recognized in the financial statements of the period in which the change occurs.

**f) Nature and purpose of reserves**

There is an accumulated surplus reserve that facilitates the core mandate of the entity.

**g) Changes in accounting policies and estimates**

The Petroleum Development Levy Fund recognizes the effects of changes in accounting policy retrospectively. The effects of changes in accounting policy are applied prospectively if retrospective application is impractical.

**h) Foreign currency transactions**

Transactions in foreign currencies are initially accounted for at the ruling rate of exchange on the date of the transaction. Trade creditors or debtors denominated in foreign currency are reported at the statement of financial position reporting date by applying the exchange rate on that date. Exchange differences arising from the settlement of creditors, or from the reporting of creditors at rates different from those

**The National Treasury and Planning  
Petroleum Development Levy Fund  
Annual Reports & Financial Statements for the year ended June 30, 2021.**

---

at which they were initially recorded during the period, are recognized as income or expenses in the period in which they arise.

**i) Related parties**

The Petroleum Development Levy Fund regards a related party as a person or an entity with the ability to exert control individually or jointly, or to exercise significant influence over the Entity, or vice versa. Members of key management are also regarded as related parties.

**j) Cash and cash equivalents**

Cash and cash equivalents comprise cash on hand and cash at bank, short-term deposits on call and highly liquid investments with an original maturity of three months or less, which are readily convertible to known amounts of cash and are subject to insignificant risk of changes in value. Bank account balances include amounts held at the Central Bank of Kenya and at various commercial banks at the end of the financial year.

**k) Comparative figures**

Where necessary comparative figures for the previous financial year have been amended or reconfigured to conform to the required changes in presentation.

**l) Subsequent events**

There have been no events subsequent to the financial year end with a significant impact on the financial statements for the year ended June 30, 2021.

**m) Significant Judgments and Sources of Estimation Uncertainty**

The preparation of the Fund's financial statements in conformity with IPSAS requires management to make judgments, estimates and assumptions that affect the reported amounts of revenues, expenses, assets and liabilities, and the disclosure of contingent liabilities, at the end of the reporting period. However, uncertainty about these assumptions and estimates could result in outcomes that require a material adjustment to the carrying amount of the asset or liability affected in future periods.

**Estimates and assumptions**

The key assumptions concerning the future and other key sources of estimation uncertainty at the reporting date, that have a significant risk of causing a material adjustment to the carrying amounts of assets and liabilities within the next financial year, are described below. The Entity based its assumptions and estimates on parameters

**The National Treasury and Planning  
Petroleum Development Levy Fund  
Annual Reports & Financial Statements for the year ended June 30, 2021.**

---

available when the consolidated financial statements were prepared. However, existing circumstances and assumptions about future developments may change due to market changes or circumstances arising beyond the control of the Entity. Such changes are reflected in the assumptions when they occur. IPSAS 1.140

**Useful lives and residual values**

The useful lives and residual values of assets are assessed using the following indicators to inform potential future use and value from disposal:

- The condition of the asset based on the assessment of experts employed.
- The nature of the asset, its susceptibility and adaptability to changes in - technology and processes.
- The nature of the processes in which the asset is deployed.
- Availability of funding to replace the asset.
- Changes in the market in relation to the asset

The National Treasury and Planning  
 Petroleum Development Levy Fund  
 Annual Reports & Financial Statements for the year ended June 30, 2021.

Note 6

Transfers From Other Government Entities

	2020-2021	2019-2020
	Kshs	Kshs
Levy from KRA	25,201,494,945.55	1,986,101,670.40
MDAs: Ministry of Energy	249,480,453.00	235,929,432.35
Dept. of Petroleum & Mining	625,202,017.50	233,895,270.90
Erroneous Revenue Credit to PDL A/C.		201,390.25
<b>Total</b>	<b>26,076,177,416.05</b>	<b>2,456,127,763.90</b>

Note 7

Transfers to Other Government Agencies

	2020-2021	2019-2020
	Kshs	Kshs
Transfers MDAs: Energy	2,207,000,000	2,026,000,000
Petroleum	3,222,000,000	1,622,000,000
Infrastructure	18,141,000,000	0
Other Transfers*-Exchequer	35,082.05	183,447.45
<b>Total</b>	<b>23,570,035,082.05</b>	<b>3,648,183,447.45</b>

Transfers\* This is the refund of 3% commission revenue erroneously credited to PDL account in the FY 2019/20

The National Treasury and Planning  
 Petroleum Development Levy Fund  
 Annual Reports & Financial Statements for the year ended June 30, 2021.

Note 8

Cash and Cash Equivalents		
	2020-2021	2019-2020
	KShs	KShs
Cash In Bank (CBK - A/c1000205024)	3,380,385,841.75	874,243,507.75
<b>Total</b>	<b>3,380,385,841.75</b>	<b>874,243,507.75</b>

Note 9

Cash From Operating Activities		
	2020-2021	2019-2020
	Kshs	Kshs
Net Surplus/Deficit for Year	2,506,142,334.0	(1,192,055,683.55)
Adjustments		
<b>Net Cash From Operating Activities</b>	<b>2,506,142,334.0</b>	<b>(1,192,055,683.55)</b>

**Financial Risk Management**

The Fund activities expose it to a variety of financial risks including credit and liquidity risks and effects of changes in foreign currency. The entity's overall risk management programme focuses on unpredictability of changes in the business environment and seeks to minimise the potential adverse effect of such risks on its performance by setting acceptable levels of risk. The entity does not hedge any risks and has in place policies to ensure that credit is only extended to customers with an established credit history.

The Fund's financial risk management objectives and policies are detailed below:

**i) Credit risk**

The Fund has no exposure to credit risk, which is the risk that a counterparty will be unable to pay amounts in full when due. The amounts presented in the statement of financial position are net of allowances for doubtful receivables, estimated by

**The National Treasury and Planning  
Petroleum Development Levy Fund**

**Annual Reports & Financial Statements for the year ended June 30, 2021.**

the entity's management based on prior experience and their assessment of the current economic environment.

The carrying amount of financial assets recorded in the financial statements representing the entity's maximum exposure to credit risk without taking account of the value of any collateral obtained is made up as follows

	<b>Total amount Kshs</b>	<b>Performing Kshs</b>	<b>Impaired Kshs</b>
At June 2021			
<b>Bank balances</b>	3,380,385,841.75	3,380,385,841.75	-
At 30 June 2020			
<b>Bank balances</b>	<b>874,243,507.75</b>	<b>874,243,507.75</b>	-

**ii) Liquidity risk management**

Ultimate responsibility for liquidity risk management rests with the entity's directors, who have built an appropriate liquidity risk management framework for the management of the entity's short, medium and long-term funding and liquidity management requirements. The entity manages liquidity risk through continuous monitoring of forecasts and actual cash flows.

**iii) Capital Risk Management**

The objective of the entity's capital risk management is to safeguard the entity's ability to continue as a going concern. The entity capital structure comprises of the following funds:

	<b>2020-2021 Kshs</b>	<b>2019-2020 Kshs</b>
Capital	-	-
Accumulated surplus	3,380,385,841.75	874,243,507.75
Total borrowings	-	-
Less: cash and bank balances	3,380,385,841.75	874,243,507.75
Net debt/(cash and cash equivalents)		

The National Treasury and Planning  
 Petroleum Development Levy Fund  
 Annual Reports & Financial Statements for the year ended June 30, 2021.

Gearing	0%	0%
---------	----	----

**Related Party Disclosures**

**Nature of related party relationships**

Entities and other parties related to the entity include those parties who have ability to exercise control or exercise significant influence over its operating and financial decisions. Related parties include management personnel, their associates and close family members.

**Government of Kenya**

The Government of Kenya is the principal shareholder of the Petroleum Development Levy Fund, holding 100% equity interest. The Government of Kenya has provided full guarantees to all long-term lenders of the entity, both domestic and external.

**Other related parties include:**

- i) The Parent Ministry;
- ii) Other SCs and SAGAs
- iii) Key management;

Transactions with related parties	2020-2021	2019-2020
	Kshs	Kshs
<b>a) Transfers from the Government</b>		
Transfers from Other Government Entities	26,076,177,416.05	2,456,127,763.90
Total	26,076,177,416.05	2,456,127,763.90
<b>b) Key management compensation</b>		
Directors' emoluments	-	-
Compensation to key management	-	-
<b>Total</b>	<b>-</b>	<b>-</b>

**The National Treasury and Planning  
Petroleum Development Levy Fund  
Annual Reports & Financial Statements for the year ended June 30, 2021.**

---

**Surplus Remission**

The fund does not remit funds to the consolidated fund.

**Events after the Reporting Period**

There were no material adjusting and non- adjusting events after the reporting period.

**Ultimate and Holding Entity**

The entity is a Semi- Autonomous Government Agency under the National Treasury and Planning.

**Currency**


The financial statements are presented in Kenya Shillings (Kshs).

The National Treasury and Planning  
 Petroleum Development Levy Fund  
 Annual Reports & Financial Statements for the year ended June 30, 2021.


16. Appendix

Appendix 1: Progress On Follow Up of Auditor Recommendations

Reference No. on the external audit Report	Issue / Observations from Auditor	Petroleum Development Levy Fund comments	Status: (Resolved / Not Resolved)	Timeframe: (Put a date when you expect the issue to be resolved)
DRAFT AUDIT REPORT ON THE FINANCIAL STATEMENTS OF PETROLEUM DEVELOPMENT LEVY FUND FOR THE YEAR ENDED 30 JUNE 2020 DATED 12 JANUARY, 2021	i). Variance Between Receipt in The Financial Statement and Actual KRA Collection of Kshs. 29,997,440.60	Reconciliation between KRA Collections and Revenue (PDL) was done and the difference of Kshs. 29,997,440.60 Reconciled and submitted to the Auditor for review.	The matter was resolved	N/A

  
 .....  
 Dr. Julius M. Muia, PhD, CBS.

Principal Secretary

  
 .....  
 Nemwel M. Motanya  
 ICPAK Member No. 2367  
 Head of Accounting Unit

**The National Treasury and Planning  
Petroleum Development Levy Fund  
Annual Reports & Financial Statements for the year ended June 30, 2021.**

---

**Appendix II: Projects Implemented by The Entity**

Projects funded by the Petroleum Development Levy Fund are implemented by other state agencies.

The National Treasury and Planning  
 Petroleum Development Levy Fund  
 Annual Reports & Financial Statements for the year ended June 30, 2021.

Appendix III: Inter Entity Transfers

Revenue and Payment Analysis

DATE	PV. NO	Entity	RECEIPTS(F/Y 20-21)	PAYMENTS	BALANCE=(A+C)-B
			A	B	C
1-Jul-2020	Cashbook Balance B/F F/Y 2019-2020			-	874,243,507.75
20-Jul-2020	10710013816	KRA	0.05	-	874,243,507.80
20-Jul-2020	10710013817	KRA	8,624,207.25	-	882,867,715.05
21-Jul-2020	10710013818	KRA	435,185.25	-	883,302,900.30
21-Jul-2020	10710013819	KRA	1,552,673.10	-	884,855,573.40
20-Jul-2020	10710013820	KRA	3,055,152.30	-	887,910,725.70
20-Jul-2020	10710013821	KRA	4,257,176.70	-	892,167,902.40
20-Jul-2020	10710013822	KRA	4,940,671.45	-	897,108,573.85
21-Jul-2020	10710013902	KRA	8,723,210.35	-	905,831,784.20
21-Jul-2020	10710013824	KRA	10,342,697.55	-	916,174,481.75
21-Jul-2020	10710013825	KRA	11,837,238.95	-	928,011,720.70
21-Jul-2020	10710013826	KRA	14,111,881.05	-	942,123,601.75
21-Jul-2020	10710013827	KRA	21,088,726.50	-	963,212,328.25
21-Jul-2020	10710013828	KRA	21,705,138.40	-	984,917,466.65
22-Jul-2020	10710014353	KRA	13,821,794.35	-	998,739,261.00

**The National Treasury and Planning  
Petroleum Development Levy Fund  
Annual Reports & Financial Statements for the year ended June 30, 2021.**

DATE	PV. NO	Entity	RECEIPTS(F/Y 20-21)	PAYMENTS	BALANCE=(A+C)-B
			A	B	C
23-Jul-2020	10710013830	KRA	76,066,272.15	-	1,074,805,533.15
24-Jul-2020	10710013831	KRA	124,704,521.95	-	1,199,510,055.10
27-Jul-2020	10710013832	KRA	38,815,656.35	-	1,238,325,711.45
20-Jul-2020	10710013833	KRA	86,376,321.40	-	1,324,702,032.85
29-Jul-2020	10710013834	KRA	131,887,332.90	-	1,456,589,365.75
30-Jul-2020	10710013835	KRA	38,918,509.55	-	1,495,507,875.30
3-Aug-2020	10710013836	KRA	86,990,360.60	-	1,582,498,235.90
3-Aug-2020	10710013837	KRA	206,407,986.30	-	1,788,906,222.20
5-Aug-2020	10710013838	KRA	149,796,682.70	-	1,938,702,904.90
6-Aug-2020	10710013839	KRA	210,673,220.00	-	2,149,376,124.90
7-Aug-2020	10710013840	KRA	53,879,724.95	-	2,203,255,849.85
10-Aug-2020	10710013841	KRA	100,942,992.25	-	2,304,198,842.10
11-Aug-2020	10710013842	KRA	116,201,041.95	-	2,420,399,884.05
13-Aug-2020	10710013843	KRA	38,168,028.75	-	2,458,567,912.80
13-Aug-2020	10710013844	KRA	152,637,587.55	-	2,611,205,500.35
17-Aug-2020	10710013845	KRA	21,896,119.45	-	2,633,101,619.80
17-Aug-2020	10710013846	KRA	59,131,266.15	-	2,692,232,885.95
18-Aug-2020	10710013847	KRA	101,283,341.25	-	2,793,516,227.20
19-Aug-2020	10710013848	KRA	117,153,906.70	-	2,910,670,133.90

The National Treasury and Planning  
 Petroleum Development Levy Fund  
 Annual Reports & Financial Statements for the year ended June 30, 2021.

DATE	P.V. NO	Entity	RECEIPTS(F/Y 20-21)	PAYMENTS	BALANCE=(A+C)-B
			A	B	C
21-Aug-2020	10710013849	KRA	50,329,994.15	-	2,961,000,128.05
21-Aug-2020	10710013850	KRA	103,783,636.45	-	3,064,783,764.50
24-Aug-2020	10710013851	KRA	49,584,833.25	-	3,114,368,597.75
25-Aug-2020	10710013852	KRA	105,531,435.85	-	3,219,900,033.60
26-Aug-2020	10710013853	KRA	84,779,638.15	-	3,304,679,671.75
28-Aug-2020	10710013854	KRA	93,434,200.20	-	3,398,113,871.95
28-Aug-2020	10710013855	KRA	120,263,997.20	-	3,518,377,869.15
31-Aug-2020	10710013856	KRA	143,998,233.65	-	3,662,376,102.80
2-Sep-2020	P.V. NO. 394	Ministry of Petroleum and Mining	-	811,000,000.00	2,851,376,102.80
2-Sep-2020	10710013858	KRA	55,823,553.60	-	2,907,199,656.40
2-Sep-2020	10710013859	KRA	196,100,018.50	-	3,103,299,674.90
3-Sep-2020	10710013860	KRA	191,290,534.60	-	3,294,590,209.50
4-Sep-2020	10710013861	KRA	52,472,722.05	-	3,347,062,931.55
7-Sep-2020	10710013862	KRA	78,168,396.45	-	3,425,231,328.00
9-Sep-2020	10710013863	KRA	13,645,761.50	-	3,438,877,089.50
9-Sep-2020	10710013864	KRA	59,512,345.85	-	3,498,389,435.35
10-Sep-2020	10710013865	KRA	4,196,160.35	-	3,502,585,595.70
11-Sep-2020	10710013866	KRA	8,490,622.10	-	3,511,076,217.80

**The National Treasury and Planning  
Petroleum Development Levy Fund  
Annual Reports & Financial Statements for the year ended June 30, 2021.**

DATE	PV. NO	Entity	RECEIPTS(F/Y 20-21)	PAYMENTS	BALANCE=(A+C)-B
			A	B	C
14-Sep-2020	10710013867	KRA	21,247,287.95	-	3,532,323,505.75
15-Sep-2020	10710013868	KRA	68,468,122.90	-	3,600,791,628.65
16-Sep-2020	10710013869	KRA	283,451,935.30	-	3,884,243,563.95
17-Sep-2020	10710013870	KRA	150,744,357.35	-	4,034,987,921.30
18-Sep-2020	10710013871	KRA	143,009,990.40	-	4,177,997,911.70
21-Sep-2020	10710013872	KRA	54,272,556.40	-	4,232,270,468.10
22-Sep-2020	10710013873	KRA	116,106,349.25	-	4,348,376,817.35
22-Sep-2020	10710013874	Ministry of Energy	249,480,453.00	-	4,597,857,270.35
23-Sep-2020	10710013875	KRA	76,168,891.80	-	4,674,026,162.15
24-Sep-2020	10710013876	KRA	58,039,026.25	-	4,732,065,188.40
25-Sep-2020	10710013877	KRA	87,966,754.45	-	4,820,031,942.85
09--28-2020	10710013878	KRA	76,849,792.05	-	4,896,881,734.90
29-Sep-2220	10710013879	KRA	131,095,004.45	-	5,027,976,739.35
30-Sep-2020	10710013880	KRA	45,086,362.40	-	5,073,063,101.75
1-Oct-2020	10710013881	KRA	213,458,206.80	-	5,286,521,308.55
2-Oct-2020	10710013882	KRA	150,878,046.15	-	5,437,399,354.70
5-Oct-2020	P.V. NO. 1066	The Exchequer Account	-	35,082.05	5,437,364,272.65
5-Oct-2020	10710013883	KRA	103,977,482.65	-	5,541,341,755.30
6-Oct-2020	10710013884	KRA	40,628,086.75	-	5,581,969,842.05

The National Treasury and Planning  
 Petroleum Development Levy Fund  
 Annual Reports & Financial Statements for the year ended June 30, 2021.

DATE	PV. NO	Entity	RECEIPTS(F/Y 20-21)	PAYMENTS	BALANCE=(A+C)-B
			A	B	C
7-Oct-2020	10710013885	KRA	25,094,700.25	-	5,607,064,542.30
8-Oct-2020	10710013886	KRA	20,637,515.15	-	5,627,702,057.45
9-Oct-2020	10710013887	KRA	181,798,798.15	-	5,809,500,855.60
12-Oct-2020	10710013888	KRA	118,509,521.50	-	5,928,010,377.10
13-Oct-2020	10710013889	KRA	96,978,448.90	-	6,024,988,826.00
16-Oct-2020	10710013890	KRA	118,596,477.65	-	6,143,585,303.65
16-Oct-2020	10710013891	KRA	179,357,488.70	-	6,322,942,792.35
16-Oct-2020	10710013892	KRA	223,900,144.75	-	6,546,842,937.10
19-Oct-2020	10710013893	KRA	71,882,474.35	-	6,618,725,411.45
21-Oct-2020	10710013894	KRA	10,197,418.20	-	6,628,922,829.65
22-Oct-2020	10710013895	KRA	11,890,030.20	-	6,640,812,859.85
23-Oct-2020	10710013896	KRA	37,560,434.15	-	6,678,373,294.00
26-Oct-2020	10710013897	KRA	23,195,071.35	-	6,701,568,365.35
27-Oct-2020	10710013898	KRA	63,331,291.30	-	6,764,899,656.65
28-Oct-2020	10710013899	KRA	229,838,543.30	-	6,994,738,199.95
29-Oct-2020	10710013900	KRA	135,480,009.65	-	7,130,218,209.60
30-Oct-2020	10710013901	KRA	93,693,102.50	-	7,223,911,312.10
2-Nov-2020	10710013904	KRA	109,837,334.70	-	7,333,748,646.80
3-Nov-2020	10710013905	KRA	17,423,649.00	-	7,351,172,295.80

The National Treasury and Planning  
Petroleum Development Levy Fund

Annual Reports & Financial Statements for the year ended June 30, 2021.

DATE	PV. NO	Entity	RECEIPTS(F/Y 20-21)	PAYMENTS	BALANCE=(A+C)-B
			A	B	C
4-Nov-2020	P.V.NO. 2191	Ministry of Energy	-	1,962,000,000.00	5,389,172,295.80
4-Nov-2020	10710013906	KRA	226,906,993.10	-	5,616,079,288.90
5-Nov-2020	10710013907	KRA	60,875,659.05	-	5,676,954,947.95
6-Nov-2020	10710013908	KRA	62,629,373.45	-	5,739,584,321.40
9-Nov-2020	10710013909	KRA	217,455,342.75	-	5,957,039,664.15
10-Nov-2020	10710013910	KRA	100,814,067.35	-	6,057,853,731.50
11-Nov-2020	10710013911	KRA	32,117,119.40	-	6,089,970,850.90
12-Nov-2020	10710013912	KRA	13,089,169.90	-	6,103,060,020.80
13-Nov-2020	10710013913	KRA	67,217,995.85	-	6,170,278,016.65
16-Nov-2020	10710013914	KRA	190,574,109.85	-	6,360,852,126.50
17-Nov-2020	10710013915	KRA	345,992,553.50	-	6,706,844,680.00
18-Nov-2020	10710013916	KRA	100,269,622.60	-	6,807,114,302.60
19-Nov-2020	10710014335	KRA	101,496,609.30	-	6,908,610,911.90
20-Nov-2020	10710014324	KRA	40,570,629.35	-	6,949,181,541.25
23-Nov-2020	10710014325	KRA	72,477,630.20	-	7,021,659,171.45
25-Nov-2020	10710014336	KRA	117,950,701.90	-	7,139,609,873.35
25-Nov-2020	10710014327	KRA	169,193,202.50	-	7,308,803,075.85
25-Nov-2020	10710014329	Ministry of Petroleum and Mining	625,202,017.50	-	7,934,005,093.35
26-Nov-2020	10710014330	KRA	61,418,737.95	-	7,995,423,831.30

The National Treasury and Planning  
 Petroleum Development Levy Fund  
 Annual Reports & Financial Statements for the year ended June 30, 2021.

DATE	PV. NO	Entity	RECEIPTS(F/Y 20-21)	PAYMENTS	BALANCE=(A+C)-B
			A	B	C
27-Nov-2020	10710014331	KRA	54,097,608.30	-	8,049,521,439.60
30-Nov-2020	10710014332	KRA	177,732,278.05	-	8,227,253,717.65
1-Dec-2020	10710013975	KRA	217,616,456.65	-	8,444,870,174.30
2-Dec-2020	10710013976	KRA	41,287,018.55	-	8,486,157,192.85
3-Dec-2020	10710013977	KRA	51,822,828.40	-	8,537,980,021.25
4-Dec-2020	10710013978	KRA	71,047,037.30	-	8,609,027,058.55
12-0/-2020	10710013979	KRA	63,137,625.90	-	8,672,164,684.45
8-Dec-2020	10710013980	KRA	29,541,007.15	-	8,701,705,691.60
9-Dec-2020	10710013981	KRA	217,777,458.15	-	8,919,483,149.75
10-Dec-2020	10710013982	KRA	118,620,045.80	-	9,038,103,195.55
15-Dec-2020	10710013983	KRA	178,814,489.90	-	9,216,917,685.45
15-Dec-2020	10710013984	KRA	209,168,860.70	-	9,426,086,546.15
17-Dec-2020	10710013985	KRA	33,239,339.75	-	9,459,325,885.90
17-Dec-2020	10710013986	KRA	88,399,524.10	-	9,547,725,410.00
17-Dec-2020	10710013987	KRA	111,623,514.60	-	9,659,348,924.60
18-Dec-2020	10710013988	KRA	87,805,928.85	-	9,747,154,853.45
22-Dec-2020	10710013989	KRA	31,389,888.15	-	9,778,544,741.60
22-Dec-2020	10710013990	KRA	236,632,626.90	-	10,015,177,368.50
24-Dec-2020	10710013991	KRA	113,842,520.85	-	10,129,019,889.35

**The National Treasury and Planning  
Petroleum Development Levy Fund  
Annual Reports & Financial Statements for the year ended June 30, 2021.**

DATE	PV. NO	Entity	RECEIPTS(F/Y 20-21)	PAYMENTS	BALANCE=(A+C)-B
			A	B	C
24-Dec-2020	10710013992	KRA	257,847,701.50	-	10,386,867,590.85
28-Dec-2020	10710013993	KRA	22,157,110.95	-	10,409,024,701.80
29-Dec-2020	10710013994	KRA	12,942,738.45	-	10,421,967,440.25
30-Dec-2020	10710013995	KRA	14,169,036.50	-	10,436,136,476.75
31-Dec-2020	10710013996	KRA	35,554,497.60	-	10,471,690,974.35
4-Jan-2021	10710013998	KRA	219,475,672.45	-	10,691,166,646.80
5-Jan-2021	10710013999	KRA	226,675,129.95	-	10,917,841,776.75
6-Jan-2021	10710014000	KRA	243,201,173.80	-	11,161,042,950.55
7-Jan-2021	10710014001	KRA	25,073,660.15	-	11,186,116,610.70
8-Jan-2021	10710014002	KRA	175,748,218.05	-	11,361,864,828.75
11-Jan-2021	10710014035	KRA	103,729,893.70	-	11,465,594,722.45
12-Jan-2021	10710014036	KRA	39,983,849.65	-	11,505,578,572.10
14-Jan-2021	10710014037	KRA	122,644,004.35	-	11,628,222,576.45
14-Jan-2021	10710014038	KRA	179,014,922.35	-	11,807,237,498.80
15-Jan-2021	10710014039	KRA	205,197,541.35	-	12,012,435,040.15
19-Jan-2021	10710014040	KRA	59,611,461.80	-	12,072,046,501.95
19-Jan-2021	10710014041	KRA	113,832,145.00	-	12,185,878,646.95
20-Jan-2021	10710014042	KRA	65,459,066.20	-	12,251,337,713.15
21-Jan-2021	10710014056	KRA	282,995,484.55	-	12,534,333,197.70

The National Treasury and Planning  
 Petroleum Development Levy Fund  
 Annual Reports & Financial Statements for the year ended June 30, 2021.

DATE	PV. NO	Entity	RECEIPTS(F/Y 20-21)	PAYMENTS	BALANCE=(A+C)-B
			A	B	C
22-Jan-2021	10710014044	KRA	68,938,215.85	-	12,603,271,413.55
26-Jan-2021	10710014045	KRA	43,776,049.05	-	12,647,047,462.60
26-Jan-2021	10710014046	KRA	61,526,358.95	-	12,708,573,821.55
27-Jan-2021	10710014047	KRA	37,310,968.35	-	12,745,884,789.90
28-Jan-2021	10710014048	KRA	126,822,116.85	-	12,872,706,906.75
29-Jan-2021	10710014049	KRA	73,272,239.35	-	12,945,979,146.10
1-Feb-2021	10710014050	KRA	234,883,908.70	-	13,180,863,054.80
2-Feb-2021	10710014051	KRA	147,603,272.20	-	13,328,466,327.00
3-Feb-2020	10710014052	KRA	192,662,730.95	-	13,521,129,057.95
6-Feb-2021	10710014053	KRA	99,346,503.25	-	13,620,475,561.20
5-Feb-2021	10710014054	KRA	35,125,188.85	-	13,655,600,750.05
9-Feb-2021	10710014057	KRA	54,937,844.95	-	13,710,538,595.00
9-Feb-2021	10710014058	KRA	87,515,062.70	-	13,798,053,657.70
10-Feb-2021	10710014059	KRA	74,009,495.75	-	13,872,063,153.45
11-Feb-2021	10710014060	KRA	18,827,909.90	-	13,890,891,063.35
12-Feb-2021	10710014061	KRA	177,709,612.80	-	14,068,600,676.15
15-Feb-2021	10710014062	KRA	73,824,540.60	-	14,142,425,216.75
16-Feb-2021	10710014063	KRA	239,592,177.55	-	14,382,017,394.30
17-Feb-2021	10710014064	KRA	83,438,721.90	-	14,465,456,116.20

**The National Treasury and Planning  
Petroleum Development Levy Fund  
Annual Reports & Financial Statements for the year ended June 30, 2021.**

DATE	P.V. NO	Entity	RECEIPTS(F/Y 20-21)	PAYMENTS	BALANCE=(A+C)-B
			A	B	C
18-Feb-2021	10710014065	KRA	84,080,683.70	-	14,549,536,799.90
19-Feb-2021	10710014066	KRA	57,900,376.80	-	14,607,437,176.70
22-Feb-2021	10710014067	KRA	115,582,424.15	-	14,723,019,600.85
23-Feb-2021	10710014068	KRA	9,155,609.85	-	14,732,175,210.70
24-Feb-2021	10710014069	KRA	65,113,952.00	-	14,797,289,162.70
25-Feb-2021	10710014070	KRA	16,739,853.35	-	14,814,029,016.05
26-Feb-2021	10710014071	KRA	263,815,484.20	-	15,077,844,500.25
1-Mar-2021	10710014072	KRA	113,165,344.25	-	15,191,009,844.50
2-Mar-2021	10710014073	KRA	187,908,633.60	-	15,378,918,478.10
3-Mar-2021	10710014074	KRA	108,200,373.95	-	15,487,118,852.05
4-Mar-2021	10710014075	KRA	127,735,892.75	-	15,614,854,744.80
5-Mar-2021	P.V. NO.8789	Ministry of Petroleum and Mining	-	811,000,000.00	14,803,854,744.80
5-Mar-2021	10710014076	KRA	83,025,518.95	-	14,886,880,263.75
8-Mar-2021	10710014077	KRA	84,547,057.85	-	14,971,427,321.60
9-Mar-2021	10710014078	KRA	120,110,314.10	-	15,091,537,635.70
10-Mar-2021	10710014079	KRA	167,146,167.45	-	15,258,683,803.15
11-Mar-2021	10710014080	KRA	40,459,215.25	-	15,299,143,018.40
12-Mar-2021	10710014081	KRA	39,393,503.00	-	15,338,536,521.40
15-Mar-2021	10710014116	KRA	55,048,653.15	-	15,393,585,174.55

**The National Treasury and Planning  
Petroleum Development Levy Fund  
Annual Reports & Financial Statements for the year ended June 30, 2021.**

DATE	PV. NO	Entity	RECEIPTS(F/Y 20-21)	PAYMENTS	BALANCE=(A+C)-B
			A	B	C
17-Mar-2021	10710014117	KRA	230,862,712.25	-	15,624,447,886.80
18-Mar-2021	10710014118	KRA	34,024,982.85	-	15,658,472,869.65
18-Mar-2021	10710014119	KRA	89,911,565.30	-	15,748,384,434.95
19-Mar-2021	10710014120	KRA	146,211,248.20	-	15,894,595,683.15
22-Mar-2021	10710014121	KRA	55,620,192.50	-	15,950,215,875.65
23-Mar-2021	10710014122	KRA	125,735,415.20	-	16,075,951,290.85
24-Mar-2021	10710014123	KRA	145,294,097.45	-	16,221,245,388.30
25-Mar-2021	10710014124	KRA	171,579,030.40	-	16,392,824,418.70
26-Mar-2021	10710014125	KRA	125,498,518.75	-	16,518,322,937.45
29-Mar-2021	10710014126	KRA	89,280,587.60	-	16,607,603,525.05
30-Mar-2021	10710014127	KRA	34,221,997.55	-	16,641,825,522.60
1-Apr-2021	10710014128	KRA	57,752,937.65	-	16,699,578,460.25
1-Apr-2021	10710014129	KRA	83,897,313.95	-	16,783,475,774.20
6-Apr-2021	10710014130	KRA	152,243,834.05	-	16,935,719,608.25
8-Apr-2021	10710014131	KRA	164,650,277.40	-	17,100,369,885.65
8-Apr-2021	10710014132	KRA	208,397,517.65	-	17,308,767,403.30
9-Apr-2021	10710014133	KRA	85,493,031.95	-	17,394,260,435.25
12-Apr-2021	10710014134	KRA	248,197,795.40	-	17,642,458,230.65
13-Apr-2021	10710014140	KRA	82,411,796.50	-	17,724,870,027.15

**The National Treasury and Planning  
Petroleum Development Levy Fund  
Annual Reports & Financial Statements for the year ended June 30, 2021.**

DATE	PV. NO	Entity	RECEIPTS(F/Y 20-21)	PAYMENTS	BALANCE=(A+C)-B
			A	B	C
14-Apr-2021	10710014141	KRA	30,306,497.70	-	17,755,176,524.85
15-Apr-2021	10710014142	KRA	107,847,522.90	-	17,863,024,047.75
16-Apr-2021	10710014143	KRA	97,625,701.65	-	17,960,649,749.40
20-Apr-2021	10710014144	KRA	56,920,887.65	-	18,017,570,637.05
20-Apr-2021	10710014145	KRA	117,186,675.50	-	18,134,757,312.55
21-Apr-2021	10710014146	KRA	147,822,634.15	-	18,282,579,946.70
22-Apr-2021	10710014147	KRA	23,560,678.80	-	18,306,140,625.50
23-Apr-2021	10710014148	KRA	123,676,279.75	-	18,429,816,905.25
26-Apr-2021	10710014149	KRA	79,014,457.75	-	18,508,831,363.00
27-Apr-2021	10710014150	KRA	118,215,349.45	-	18,627,046,712.45
28-Apr-2021	10710014151	KRA	123,793,722.40	-	18,750,840,434.85
29-Apr-2021	10710014152	KRA	101,422,268.35	-	18,852,262,703.20
30-Apr-2021	10710014153	KRA	126,195,534.85	-	18,978,458,238.05
4-May-2021	P.V.NO. 11792	Ministry of Petroleum and Mining	-	1,600,000,000.00	17,378,458,238.05
4-May-2021	10710014154	KRA	59,036,264.30	-	17,437,494,502.35
4-May-2021	10710014155	KRA	207,550,437.60	-	17,645,044,939.95
5-May-2021	10710014156	KRA	88,994,142.05	-	17,734,039,082.00
6-May-2021	10710014157	KRA	17,834,801.25	-	17,751,873,883.25
7-May-2021	10710014158	KRA	35,815,912.35	-	17,787,689,795.60

**The National Treasury and Planning  
Petroleum Development Levy Fund  
Annual Reports & Financial Statements for the year ended June 30, 2021.**

DATE	P.V. NO	Entity	RECEIPTS(F/Y 20-21)	PAYMENTS	BALANCE=(A+C)-B
			A	B	C
10-May-2021	10710014159	KRA	224,744,934.75	-	18,012,434,730.35
11-May-2021	10710014160	KRA	52,188,654.05	-	18,064,623,384.40
12-May-2021	10710014161	KRA	128,936,355.60	-	18,193,559,740.00
17-May-2021	10710014162	KRA	145,787,963.65	-	18,339,347,703.65
17-May-2021	10710014163	KRA	156,021,096.25	-	18,495,368,799.90
18-May-2021	10710014164	KRA	78,463,055.15	-	18,573,831,855.05
19-May-2021	10710014255	KRA	47,930,251.50	-	18,621,762,106.55
20-May-2021	10710014256	KRA	96,902,861.85	-	18,718,664,968.40
21-May-2021	10710014257	KRA	135,711,631.85	-	18,854,376,600.25
24-May-2021	10710014258	KRA	141,536,243.35	-	18,995,912,843.60
25-May-2021	10710014259	KRA	127,881,838.45	-	19,123,794,682.05
26-May-2021	10710014260	KRA	17,946,344.95	-	19,141,741,027.00
27-May-2021	10710014261	KRA	127,162,888.25	-	19,268,903,915.25
28-May-2021	10710014262	KRA	29,094,812.45	-	19,297,998,727.70
31-May-2021	10710014263	KRA	68,445,304.95	-	19,366,444,032.65
2-Jun-2021	10710014264	KRA	57,904,725.50	-	19,424,348,758.15
3-Jun-2021	P.V. NO. 14493	State Department for Infrastructure	-	15,000,000,000.00	4,424,348,758.15
3-Jun-2021	10710014265	KRA	170,253,508.90	-	4,594,602,267.05
4-Jun-2021	10710014266	KRA	106,162,243.05	-	4,700,764,510.10

**The National Treasury and Planning  
Petroleum Development Levy Fund  
Annual Reports & Financial Statements for the year ended June 30, 2021.**


DATE	PV. NO	Entity	RECEIPTS(F/Y 20-21)	PAYMENTS	BALANCE=(A+C)-B
			A	B	C
7-Jun-2021	P.V. NO. 13395	Ministry of Energy	-	245,000,000.00	4,455,764,510.10
8-Jun-2021	10710014267	KRA	76,581,136.60	-	4,532,345,646.70
8-Jun-2021	10710014268	KRA	152,095,345.85	-	4,684,440,992.55
9-Jun-2021	10710014269	KRA	122,069,067.70	-	4,806,510,060.25
10-Jun-2021	10710014270	KRA	134,418,820.45	-	4,940,928,880.70
11-Jun-2021	10710014271	KRA	61,186,825.25	-	5,002,115,705.95
15-Jun-2021	10710014272	KRA	22,944,391.25	-	5,025,060,097.20
15-Jun-2021	10710014273	KRA	26,502,069.75	-	5,051,562,166.95
16-Jun-2021	10710014274	KRA	14,180,866.90	-	5,065,743,033.85
17-Jun-2021	10710014275	KRA	42,194,610.85	-	5,107,937,644.70
18-Jun-2021	10710014276	KRA	136,460,899.90	-	5,244,398,544.60
21-Jun-2021	10710014277	KRA	64,752,126.75	-	5,309,150,671.35
22-Jun-2021	10710014278	KRA	150,110,566.35	-	5,459,261,237.70
23-Jun-2021	10710014279	KRA	81,613,353.35	-	5,540,874,591.05
24-Jun-2021	10710014280	KRA	65,552,217.75	-	5,606,426,808.80
25-Jun-2021	10710014281	KRA	205,301,860.65	-	5,811,728,669.45
28-Jun-2021	10710014282	KRA	87,797,277.80	-	5,899,525,947.25
30-Jun-2021	10710014283	KRA	146,437,406.70	-	6,045,963,353.95
30-Jun-2021	10710014284	KRA	192,196,513.10	-	6,238,159,867.05

The National Treasury and Planning  
 Petroleum Development Levy Fund  
 Annual Reports & Financial Statements for the year ended June 30, 2021.

DATE	P.V. NO	Entity	RECEIPTS(F/Y 20-21)	PAYMENTS	BALANCE=(A+C)-B
			A	B	C
30-Jun-2021	10710014285	KRA	249,538,921.15	-	6,487,698,788.20
30-Jun-2021	P.V. NO. 16471	State Department for Infrastructure	-	3,141,000,000.00	3,346,698,788.20
30-Jun-2021	10710014286	KRA	33,687,053.55	-	<b>3,380,385,841.75</b>
		KRA	-	-	
<b>TOTALS</b>		KRA	<b>26,076,177,416.05</b>	<b>23,570,035,082.05</b>	

  
 .....  
 D. Julius M. Muia, PhD, CBS.

Principal Secretary

  
 .....  
 Nemwel M. Motanya  
 ICPAK Member No. 2367  
 Head of Accounting Unit