

REPUBLIC OF KENYA



PARLIAMENT  
OF KENYA  
LIBRARY

**REPORT**

**OF**

**THE AUDITOR-GENERAL**

**ON**

**NATIONAL GOVERNMENT  
CONSTITUENCIES DEVELOPMENT FUND  
– TIATY CONSTITUENCY**

**FOR THE YEAR ENDED  
30 JUNE, 2025**

THE NATIONAL ASSEMBLY PAPERS LAID	
DATE: 18 FEB 2025	DAY: WED
TABLED BY: MAJIBOMI PARTI WHP HON SWANUS OBOE	
FOR AT TABLE:	OBIER





---

**NATIONAL GOVERNMENT CONSTITUENCIES DEVELOPMENT FUND**

**TIATY CONSTITUENCY**

**ANNUAL REPORT AND FINANCIAL STATEMENTS**

**FOR THE FINANCIAL YEAR ENDED  
30<sup>th</sup> JUNE 2025**

---

**Transitional IPSAS Financial Statements in accordance with the Accrual Basis of Accounting  
Method under International Public Sector Accounting Standards (IPSAS)**

*National Government Constituencies Development Fund (NGCDF)*  
*Tiaty Constituency*  
*Annual Report and Financial Statements for The Year Ended June 30, 2025*

---

Table of Contents	Page
1. Acronyms and Definition of Key Terms .....	ii
2. Key Constituency Information and Management .....	iii
3. NGCDF Committee .....	vii
4. NG-CDFC Chairman’s Report .....	ix
5. Statement Of Performance Against Predetermined Objectives for FY2024/2025 .....	xiii
6. Governance Statement .....	xv
7. Management Discussion and Analysis .....	xviii
8. Environmental and Sustainability Reporting .....	xx
9. Statement Of Management Responsibilities.....	xxiv
10. Report Of the Auditor General on the NGCDF- Tiaty Constituency .....	xxvi
11. Statement of Financial Performance for the Year Ended 30th June 2025 .....	1
12. Statement Of Financial Position As At 30th June, 2025.....	2
13. Statement of Changes in Net Assets for the year ended 30 June 2025 .....	4
14. Statement Of Cash Flows for The Year Ended 30th June 2025 .....	4
15. Statement of Comparison of Budget and Actual Amounts for the Year ended 30 June 2025 .....	6
16. Budget Execution by Sectors And Projects For The Year Ended 30 <sup>th</sup> June 2025 .....	9
17. Notes to the Financial Statements .....	16
18. Annexes.....	56

## 1. Acronyms and Definition of Key Terms

### A. Acronyms

AIE	Authority to Incur Expenditure
AC	Audit Committee
DCC	Deputy County Commissioner
IPSAS	International Public Sector Accounting Standards.
FAM	Fund Account Manager
NG-CDFB	National Government Constituencies Development Fund Board
NG-CDF	National Government Constituencies Development Fund
NG-CDFC	National Government Constituency Development Fund Committee
NSCA	National Sub-County Accountant
PFM	Public Finance Management
PMCs	Project Management Committees
PWD	Persons with Disability
FY	Financial Year

### B. Definition of Key Terms

**Fiduciary Management**- Members of Management directly entrusted with the responsibility of financial resources of the entity.

**Comparative Year**- Means the prior period.

## **2. Key Constituency Information and Management**

### **(a) Background information**

The National Government Constituencies Development Fund (NG-CDF) formerly Constituencies Development Fund (CDF), is established under the NG-CDF Act 2015 (amended 2023). The Act is a successor to the Constituencies Development Fund (CDF) Act of 2003 which initiated the Fund and its subsequent amendments/reviews of 2007 and 2013. At the cabinet level, NG-CDF is represented by the Cabinet Secretary for the Treasury, who is responsible for the Fund's general policy and strategic direction.

### **Mandate**

The mandate of the Fund as derived from sec (3) of the NG-CDF Act, 2015, is to:

- a) Recognize the constituency as a platform for the identification, performance, and implementation of national government functions.
- b) Facilitate the performance and implementation of national government functions in all parts of the Republic pursuant to Article 6 (3) of the Constitution;
- c) Provide for the participation of the people in the determination and implementation of identified national government development projects at the constituency level pursuant to Article 10(2)(a) of the Constitution;
- d) Promote the national values of human dignity, equity, social justice, inclusiveness, equality, human rights, non-discrimination, and protection of the marginalized pursuant to Article 10(2)(b) of the Constitution;
- e) Provide for the sustainable development of all parts of the Republic pursuant to Article 10(2)(d) of the Constitution;
- f) Provide a legislative and policy framework pursuant to Article 21(2) of the Constitution for the progressive realization of the economic and social rights guaranteed under Article 43 of the Constitution;
- g) Provide mechanisms for the National Assembly to exercise oversight over the performance of exclusive national government functions at the constituency level as provided for under Article 95 of the Constitution;

- h) Authorize withdrawal of money from the Consolidated Fund as provided under Article 206(2)(c) of the Constitution;
- i) Provide mechanisms for supplementing infrastructure development at the constituency level in matters falling within the exclusive functions of the national government at that level in accordance with the Constitution;
- j) Provide a framework for citizens-led development to assist the national government in planning and prioritizing the use of its resources;
- k) Create a harmonious relationship between citizens and the national government and its officers in local development;
- l) Provide a platform for citizens' participation in service delivery;
- m) Build local accountability and transparency in the use of resources; and
- n) Provide for a public finance system that promotes an equitable society and in particular expenditure that promotes equitable development of the country by making special provisions for marginalized groups and areas pursuant to Article 201(b)(iii) of the Constitution.

### **Vision**

Equitable Socio-economic development countrywide.

### **Mission**

To provide leadership and policy direction for effective and efficient management of the Fund.

### **Core Values**

1. Transparency and Accountability
2. Professionalism and Integrity
3. Commitment and Teamwork
4. Neutrality and Objectivity
5. Timeliness and Excellence
6. Advocacy for Citizen Participation

### **Functions of NG-CDF Committee**

The functions of the NG-CDF Committee are outlined in section 11 of The National Government Constituencies Development Fund Regulations, 2016.

#### **(b) Key Management**

The NGCDF TIATY Constituency's day-to-day management is under the following key organs:

- i. National Government Constituencies Development Fund Board (NGCDFB)
- ii. National Government Constituency Development Fund Committee (NGCDFC)

#### **Fiduciary Management**

The key management personnel who held office during the financial year ended 30<sup>th</sup> June 2025 and who had direct fiduciary responsibility were:

No	Designation	Name
1.	AIE holder	MR.DAVID OKOMA
2.	National Sub-County Accountant	MR. LAWRENCE M NYANGOTO
3.	Chairman NGCDFC	MR. RIKUNO DANIEL KANYAKERA
4.	Member NGCDFC	MR. MOSES DIKE
5.	Member NGCDFC	Mr. PETER ACHENEWUI

#### **(c) Fiduciary Oversight Arrangements**

The Audit Committee of the NGCDF Board provides overall fiduciary oversight on the activities of the NGCDF TIATY Constituency. The reports and recommendations of the Audit Committee, when adopted by the NGCDF Board, are forwarded to the Constituency Committee for action. The Board forwards any matters that require policy guidance to the Cabinet Secretary and National Assembly Select Committee.

**National Government Constituencies Development Fund (NGCDF)**  
**Tiaty Constituency**  
**Annual Report and Financial Statements for The Year Ended June 30, 2025**

---

**(d) NGCDF TIATY Constituency Headquarters**

P.O. Box 12 - 30404, Nginyang, KENYA.

**(e) NGCDF TIATY Constituency Contacts**

Telephone: +254 722 157 157

E-mail: [cdftiaty@ngcdf.go.ke](mailto:cdftiaty@ngcdf.go.ke)

Website: [www.ngcdf.go.ke](http://www.ngcdf.go.ke)

**(f) NGCDF TIATY Constituency Bankers**

1. KCB BANK  
ACCOUNT NO. 1103776274  
Branch: Marigat  
P.O. Box 9-30403, Marigat
  
2. Bank B. (Deposit account). *Specify the constituency account banker details.*
  
3. Bank C. (PMC Accounts) KCB BANK  
Branch, Marigat  
P.O. Box 9-30403, Marigat

**(g) Independent Auditor**






Auditor General  
Office of the Auditor General  
Anniversary Towers, University Way  
P.O. Box 30084  
GPO 00100  
Nairobi, Kenya

**(h) Principal Legal Adviser**





The Attorney General  
State Law Office  
Harambee Avenue  
P.O. Box 40112  
City Square 00200  
Nairobi, Kenya

**National Government Constituencies Development Fund (NGCDF)**  
**Tiaty Constituency**  
**Annual Report and Financial Statements for The Year Ended June 30, 2025**

**3. NGCDF Committee**

Name	Details
 Chairman: MR.RIKUNO DANIEL KANYAKERA	Date of Birth: 28/02/1978 ID No.: 20296506 Qualification: Degree in Education Work experience: Banker
 Member 2: MR.CHRISTOPHER AKENO DOMOTOME	Date of Birth: 21/03/1999 ID No.: 37036271 Qualification: Diploma in Human Resource Work experience: Businessman
 Member 3: MRS.PAULINE CHEPTURU ARIOKO	Date of Birth: 01/02/1945 ID No.: 13066010 Qualification: KCSE Work experience: Business
 Member 4: MRS.NANCY CHELIMO MAKAL	Date of Birth: 16/04/1995 ID No.: 32668987 Qualification: Higher Diploma in social work Work experience:
 Member 5: MR.PETER YATICH ACHENEUI	Date of Birth: 09/02/1994 ID No.: 32265073 Qualification: Degree in Social Work Work experience:


**National Government Constituencies Development Fund (NGCDF)**  
**Tiaty Constituency**  
**Annual Report and Financial Statements for The Year Ended June 30, 2025**

 Member 6: MRS.JOYCE C. LOSIKE	Date of Birth: 02/03/1987 ID No.: 28862921 Qualification: KCPE Work experience: Farmer
 Member 7: MR.MOSES DIKE	Date of Birth: 05/07/1962 ID No.: 4552161 Qualification: KCSE Work experience: Former Chief
 Member 8: Dominic Katikit Kamket	Date of Birth: 11/03/1993 ID No.: 29539899 Qualification: KCPE Work experience: Businessman
 Fund Account Manager: MR.DAVID OKOMA	Date of Birth: ID No.: 10003837 Qualification: Degree Work experience: FAM

**CATHERINE ANN LOKOPE**

Served for 2 years, she was gazetted on date 04/05/2022 and exited the service on 29/11/2024.

**4. NG-CDFC Chairman’s Report**



I am pleased to present the financial statements for Tiaty Constituency for the financial year ended 30th June 2025. Tiaty Constituency is one of the six Constituencies in the larger Baringo County. Tiaty is generally vast characterized by a rough mountainous terrain, harsh semi-arid climatic conditions, remoteness and poor road infrastructure. The people of Tiaty are predominantly pastoralists in which their livelihoods depend on livestock.

**BUDGET PERFORMANCE**

The Constituencies Development Fund Act 2015 requires that at least 2.5% of the National Government share of Ordinary Revenue be allocated to the Board as a statutory obligation. During FY 2024/2025 Tiaty NGCDF was allocated a total of Kshs. 197,386,149.92. The Constituency received Ksh. 149,000,000 by end of the financial year out of an approved budget of Ksh. 166,886,149.92. The Fund Account Manager disbursed all the funds received from the Board during the year except for Kshs. 57,223,831.68 which are still in our KCB account as at 30th June, 2025.


The Fund Account Manager has strived to achieve its core mandates by ensuring timely and efficient disbursement of funds to all the project management committees

Sector	Final Budget	Actual on	Budget utilization	% of Utilization
		comparable basis	difference	
Compensation of employees	9,731,821.00	7,035,067.00	2,696,754.00	72%

**National Government Constituencies Development Fund (NGCDF)**  
**Tiaty Constituency**  
**Annual Report and Financial Statements for The Year Ended June 30, 2025**

Committee expenses	2,030,254.00	4,293,406.00	(2,263,152.00)	211%
Use of oods and Services	4,943,686.50	4,319,947.90	623,738.60	87%
Other Government Units Certified Works	125,192,915	64,796,021	60,396,894	52%
Other Grants and Transfers	114,302,477	84,726,435	29,576,042	74%
Digital Hubs Expenses	2,462,553	1,827,931	634,622	74%
Acquisition of assets	2,693,244	1,743,480	949,764	65%
Other projects	3,656,126	982,078	2,674,048	27%
Funds Pending Approval**	30,500,000	-	30,500,000	0%
A.i.A	31,000		31,000	0%
<b>Totals</b>	<b>295,544,076</b>	<b>169,724,366</b>	<b>125,819,710</b>	<b>57%</b>

**Final Budget**



- Compensation of employees
- Use of goods and Services
- Other Grants and Transfers
- Acquisition of assets
- Funds Pending Approval\*\*
- Totals
- Committee expenses
- Other Government Units Certified Works
- Digital Hubs Expenses
- Other projects
- A.i.A


**KEY ACHIEVEMENTS DURING 2024/2025 FY**

Tiaty CDFC has intensified monitoring and Evaluation of projects for prudent management of the Fund. Intense monitoring and evaluation have in effect reduced the time taken to complete our projects. For instance, Mkeluk Primary School Project whose completion time and quality improved greatly with our regular monitoring and evaluation.

**Construction of classroom at MKELUK PRIMARY SCHOOL**



Construction of one classroom at NATAN PRIMARY SCHOOL



**KEY IMPLEMENTATION CHALLENGES.**

Due to the rough mountainous terrain, harsh semi-arid climatic conditions, remoteness and poor road infrastructure our efforts to undertake and intensify regular monitoring and evaluation is greatly hampered. Instead, every NGCDFC member representing wards across the constituency is encouraged to keep close contact with the ongoing projects and accordingly shares his or her findings during NGCDFC meetings for action by the committee. Thank you.

.....  
Rikuno Daniel Kanyakera  
Chairman NGCDF Committee

## 5. Statement Of Performance Against Predetermined Objectives for FY2024/2025

### Introduction

Section 81 (2) (f) of the Public Finance Management Act, 2012 requires that, at the end of each financial year, the Accounting Officer, when preparing financial statements of each National Government entity in accordance with the standards and formats prescribed by the Public Sector Accounting Standards Board includes a statement of the national government entity's performance against predetermined objectives.

The key development objectives of the **NGCDF TIATY Constituency 2023-2027** plan are to:

1. *Strengthen security, tranquility and promote cohesive coexistence amongst the communities to create an enabling environment for development.*
2. *Promote access to quality and affordable education.*
3. *Improve productivity to attain food security and human dignity.*
4. *Deliver a world class infrastructure development for economic growth.*
5. *Promote protection conservation and efficient exploitation of environment and natural resources.*
6. *Mainstream youth and gender issues in development*

### Progress on the attainment of Strategic development objectives

To implement and cascade the above development objectives to specific sectors, all the development objectives were made specific, measurable, achievable, realistic, and time-bound (SMART) and converted into development outcomes. Attendant indicators were identified for reasons of tracking progress and performance measurement. Below, we provide the progress on attaining the stated objectives:

Sector	Objective	Outcome	Indicator	Performance
Education	To promote access to quality and affordable education	Increased literacy levels, enrolment in primary schools and improved transition rates to secondary schools and tertiary institutions	- Number of usable physical infrastructure build in primary, secondary, and tertiary institutions - Number of bursary beneficiaries at all levels Number of students joining and transitioning through learning institutions.	- We Constructed 34 Primary and secondary school classrooms and dormitories, from 92 to 124 in the following schools – Silale Secondary, Kolowa Secondary, Komolion primary, Orus Secondary, Chemoril Primary, Nakoko Primary and Seronu Primary. - We offered bursaries to 5,200 beneficiaries

**National Government Constituencies Development Fund (NGCDF)**  
**Tiaty Constituency**  
**Annual Report and Financial Statements for The Year Ended June 30, 2025**

				at all levels. And ensured 3,200 being retained in schools and the increased transition rates.
Security	Strengthen security, tranquility and promote cohesive coexistence amongst the communities to create an enabling environment for development	Decreasing cases of insecurity and increased peaceful coexistence.	- Number of security administration Offices Programs promoting social interactions and peaceful coexistence.	We constructed 1 county commissioner office, 1 assistant county commissioners office and 4 Chiefs Offices namely; Deputy County Commissioner's Office Tiaty West, Ngoron Assistant County Commissioner's office, Kositei Chief's Office, Barpello Chief's Office, Paka Chief's Office and Nginyang East Assistant Chief's Office
Climate change mitigation activities	Improve environmental degradation and enable conducive environment	Increase tree plantation	Number of trees planted to ensure conducive environment	We planted 600 trees in 30 schools and tertiary institutions within our constituency
Emergency	Improve infrastructure in learning institutions for conducive learning environment	Increased learning and knowledge acquisition	Number of usable physical infrastructure built in primary, secondary	We renovated 2 classrooms at Natorot Primary school and 3 classrooms at Kerelon Primary School.

## **6. Governance Statement**

Section 43(1), (2), (3) and (4) of the National Government Constituencies Development Fund (NG-CDF) Act state that:

1. there is established a National Government Constituency Development Fund Committee for every constituency.
2. Constituency Committee Shall comprise of;
  - a) the national government official responsible for co-ordination of national government functions.
  - b) two men each nominated in accordance with subsection (3), one of whom shall be a youth at the date of appointment
  - c) two women nominated in accordance with subsection (3) one of Whom shall be a youth at the date of appointment;
  - d) one person with disability nominated by a registered group representing persons with disabilities in the constituency in accordance with subsection (3);
  - e) two persons nominated by the constituency office established under Regulations made pursuant to the Parliamentary Service Act;
  - f) the officer of the Board seconded to the Constituency Committee by the Board who shall be an ex officio member without a vote.
  - g) one member co-opted by the Board in accordance with regulations made by the Board
3. The seven persons referred to in sub-section (2) (b), (d) and (e) shall be selected in such manner and shall have such qualifications as the Board may, by Regulations, prescribe.

The names of the persons selected under sub-section (3) shall be submitted by the Board to the National Assembly for approval before appointment and gazetting by the board.

The current NGCDFC members were gazetted in 21/05/2025 and the first meeting was held in 28/05/2025.

The persons appointed are drawn from different groupings as follows:

- Male Adult- Rikuno Daniel Kanyakera- Chairman
- Male youth – Christopher Akeno Dometome - Member
- Female adult- Pauline Chepturu Arioko - Member
- Female youth- Nancy Chelimo Makal - Member
- PWD REP- Dominic Katikit Kamket – Member
- CO-opted Member - Peter Yatich Achenewui - Secretary
- Nominee of constituency Office- Moses Dike - Member
- Nominee of constituency Office- Joyce C. Losike - Member

### **a. NG-CDFC Tenure**

According to gazette notice no 30 of 2015 and section 43(4) of NGCDF act, 2015 with approval of National Assembly, the NGCDF Committee members are eligible to serve for a period of 2 years

**National Government Constituencies Development Fund (NGCDF)**  
**Tiaty Constituency**  
**Annual Report and Financial Statements for The Year Ended June 30, 2025**

---

**b. The Role of the Constituency Committee**

- The constituency committee deliberate on project proposals from all wards in the constituency and other project which the constituency committee considers beneficial to the constituency
- Ensure timely and efficient disbursement of funds to every constituency
- Ensure efficient management of the fund
- Co-ordinate the implementation of projects at the inter-constituency level
- Receive and address complaints that may arise from the implementation of the Act
- Organizing training, as needed, for the full board to support the realization of fundraising goals

**c. Removal of a member**

A member of the constituency committee may be removed from office on any one or more of the following grounds-

- (a) Lack of integrity
- (b) Gross misconduct
- (c) Embezzlement of public funds
- (d) Bringing the committee into disrepute through unbecoming personal public misconduct
- (e) Promoting unethical practices
- (f) Causing disharmony within to committee
- (g) Physical or mental infirmity

**d. Number of meetings:**

NG-CDF Act Section 27 stipulates that NG-CDFC shall have a maximum of twenty-four meetings per year and not less than twelve including sub-committee meetings.

In Tiaty Constituency, the NG-CDF Committee conducted 13 meetings and sub-committee meetings.

	Name of committee member	Meetings held												
		5/7/2024	7/7/2024	3/8/2024	6/8/2024	21/9/2024	17/1/2025	16/2/2025	17/3/2025	30/4/2025	3/5/2025	29/5/2025	5/6/2025	28/6/2025
1	Rikuno Daniel Kanyakera	√	√	√	√	√	√	√	√	√	√	√	√	√
2	Christopher Akeno Dometome	√	√	√		√	√	√	√	√		√	√	√
3	Pauline Chepturu Arioko	√	√	√		√	√	√	√		√	√	√	√
4	Nancy Chelimo Makal	√	√	√	√	√	√	√	√	√	√	√	√	√
5	Catherine Ann Lokope	√	√	√	√	√		√	√	√	√			
6	Peter Yatich Achenewui	√	√	√	√	√	√	√	√	√	√	√	√	√
7	Joyce C. Losike	√	√	√		√	√	√	√		√	√	√	√
8	Moses Dike	√	√	√	√	√	√		√	√	√	√	√	√

**National Government Constituencies Development Fund (NGCDF)**  
**Tiary Constituency**  
**Annual Report and Financial Statements for The Year Ended June 30, 2025**

9	Dominic Katikit Kamket												√	√	√
---	------------------------	--	--	--	--	--	--	--	--	--	--	--	---	---	---

**e. Remuneration Rates**

As set by SRC circular, NGCDF Chairperson and members are eligible to receive allowances as stated below: -

- Chairman Ksh. 7,000
- Member Ksh. 5,000

**f. Disclose the policy on conflict of interest**

No member declared conflict of interest within the year

**g. Succession plan**

Vacancies arising as a result of the removal or end of tenure of the members of the Constituency Committee, the vacancy shall be filled in the manner set out in section 43 and minutes of the meeting shall indicate the fact of the removal or appointment of members.

**h. Ethics and code of conduct**

The NG-CDFC members shall be of good conduct and adhere to chapter six of the constitution and shall not have any trail of criminal record. Members shall not indulge in any act in contravention the act and other law, policy regulations that govern operations of NG-CDF.

**i. Risk Management**

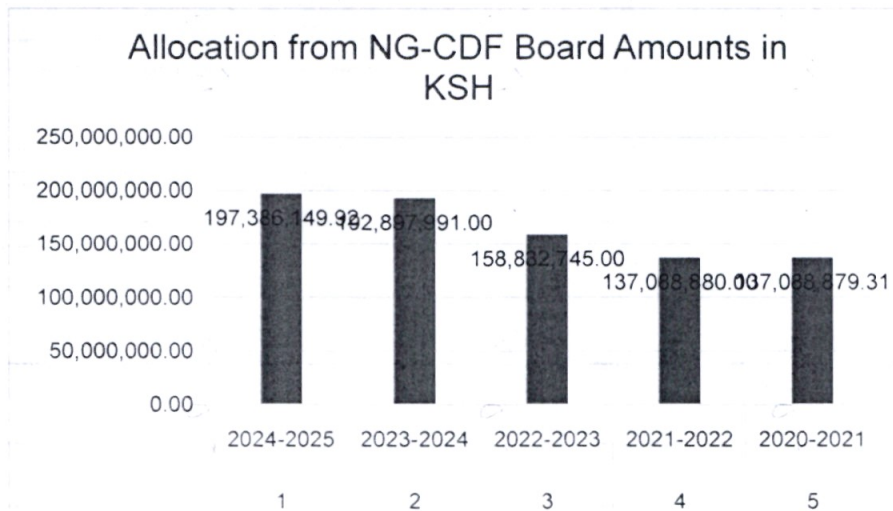
The constituency has a risk policy which they observe and are required to maintain a risk register. The committee has the following responsibilities

- Approval of applicable primary risk policies
- Review of certain associated frameworks, analysis and reporting established by management.
- Oversees reputational risks and conduct risks within its scope of responsibility.

**7. Management Discussion and Analysis**

Our allocations for the past five years from the NG-CDF Board is presented in the table below.

S/No	Financial Year	Allocation from NG-CDF Board Amounts in KSH
1	2024-2025	197,386,149.92
2	2023-2024	192,897,991
3	2022-2023	158,832,745
4	2021-2022	137,088,880
5	2020-2021	137,088,879.31



From presentation above, it shows there is gradual increase in allocations from the NG-CDF Board for the past five years.

The Increased allocations is a clear indicator that the fund has contributed to improvement in establishment of schools, security facilities, climate change and support of needy students through the award of bursaries. During last financial year, Tiaty constituency allocated funds for construction of digital hub in Chemolingot town to affirm the presidential directive of building ICT Hubs in every constituency. Establishment of these digital hubs will lead to job creation hence absorbing some of the jobless youths.

**PHYSICAL INFRASTRUCTURE**

**Education Sector.**

Through NGCDF fund many usable physical infrastructures have been built in various primary, secondary, and tertiary institutions. We Constructed over 124 Primary and secondary school classrooms and dormitories, from example in schools like Silale Secondary, Kolowa Secondary, Komolion primary, Orus Secondary, Chemoril Primary, Nakoko Primary

**National Government Constituencies Development Fund (NGCDF)**  
**Tiaty Constituency**  
**Annual Report and Financial Statements for The Year Ended June 30, 2025**


---

and Seronu Primary. We offer bursaries to over 5,200 beneficiaries at all levels and ensured 3,200 being retained in schools and the increased transition rates in every financial year.

**Security Sector.**

NGCDF fund has greatly contributed to establishment of security facilities and programs promoting social interactions and peaceful coexistence. We constructed for example the following projects; Tiaty West Deputy county commissioner office, Deputy County Commissioner Tiaty East office, Kongor Assistant county commissioner's office and Chiefs Offices namely; Deputy County Commissioner's Office Tiaty West, Ngoron Assistant County Commissioner's office, Kositei Chief's Office, Barpello Chief's Office, Paka Chief's Office and Nginyang East Assistant Chief's Office and many others.

**Environment.** Through the government policy on climate change mitigation, improvement on environmental degradation and enable conducive environment Tiaty Constituency NGCDFC have rolled massive environmental programs of planting trees in various institutions and security facilities with an aim of mitigating the environmental climate change.



Andrew K. Kiptanui  
Fund Account Manager



## **8. Environmental and Sustainability Reporting**

### **1. Sustainability strategy and profile -**

To ensure the sustainability of Tiaty Constituency, the committee funds the following key sectors with the following sustainable priorities.

- a. **Education and Training:** Tiaty Constituency's focus on human capital for constituency development is entrenched in its strategy to support needy and bright students from each ward of the constituency. The intention is to empower the constituents such that in years to come, the beneficiaries at secondary school levels would have transitioned to Tertiary institutions while those at tertiary level would have transitioned to the job market as employees or employers, thereby contributing positively to the economic growth of the constituency. This strategy takes care of both marginalized groups, including girls and people living with disabilities.
- b. **Security Sector Support:** Among its key pillars, NGCDF has security as a priority area with the intention to provide a better working environment for the security providers within the constituency as well as a secure constituency. The strategy is to have a long-term collaborative working approach that enhances community engagement in security activities. This is aimed at eliminating crime and vices in the long run by providing a better working environment for law enforcement agencies while collaborating with the community in trust on matters of security.
- c. **Climate change mitigation:** The Constituency acknowledges that all its operation has an impact on the environment. Cognizant of the Sustainable development goals, the NG-CDF has allocated part of its budget to climate change mitigation activities such as afforestation, reafforestation, grassroots sensitization, and tree seedling production.

## **2. Environmental performance**

- The NGCDF Tiaty supports students and teachers from various institutions at least twice per year in carrying out environmental conservation activities that include planting of trees, construction of gabions and collection of garbage's.
- The NGCDF Tiaty also plays a very critical role in creating awareness and sensitizing the youths and the community on the effects and impact of drug abuse by construction and renovation of police posts supported by NGCDF Tiaty
- NG-CDF Tiaty sponsored football tournament bringing communities and sensitizing them on environmental conservation matters.

## **3. Employee welfare**

We invest in providing the best working environment for our employees. Tiaty constituency recruitment is guided by Employment Act, NGCDF Act, and other regulations as issued from time to time. In line with the law and regulations, the Constituency offers equal opportunity to all while adhering to the one-third gender rule and special groups. We also Recognize and appreciate our employees for exemplary performance. The reward and sanctions system is based on performance appraisal.

The constituency promotes a healthy lifestyle and provides all employees with health insurance coverage through a reliable insurance Scheme. Employees are encouraged and supported to build on their skills and knowledge continually. Tiaty constituency invests in capacity-building programs for employees. These include courses on technical competencies relevant to each employee and continuous sensitization on cross-cutting issues.

The committee has a safety policy in compliance with the Occupational Safety and Health Act of 2007 (OSHA) and has ensured the work environment is conducive to everybody's movement and accessibility within the office, including PWDs. The Constituency has also put in place disaster-mitigating measures, including fire extinguishers and accessible escape routes in case of emergency.

#### **4. Marketplace practices-**

Tiaty Constituency is committed to fair and ethical market practices.

The Procurement of goods and services is done through a transparent and competitive bidding process that allows equal opportunities to all participants. We support local vendors drawn from the constituency to lift them economically. Our ethical market practices ensure the fund gets value for money on all goods and services procured.

We are also committed to healthy relations with our suppliers, which are enhanced through organized sensitization forums on the procurement legal framework and ethical subject matters. We are dedicated to honoring all contracts and settling payments promptly.

NGCDF has put in efforts to ensure:

- a) Responsible competition practice by encouraging fair competition and zero tolerance to corruption.
- b) Good business practices, including cordial Supply chain and supplier relations, by honoring contracts and respecting payment practices.
- c) Responsible marketing and advertisement
- d) Product stewardship by safeguarding consumer rights and interests.

#### **5. Community Engagements-**

Tiaty Constituency has endeavored to sustain community engagement through CSR as well as appreciating our existence through engaging local contractors and suppliers when necessary. We have also engaged the community through community projects.

#### **Public Participation in Project Identification, Implementation, and Monitoring**

Tiaty Constituency deliberated on project proposals from all the wards in the constituency and considered the most beneficial to the constituents, considering the

**National Government Constituencies Development Fund (NGCDF)**  
**Tiaty Constituency**  
**Annual Report and Financial Statements for The Year Ended June 30, 2025**

---

national development plans and policies and the constituency strategic development plan. The identified list of priority projects, both immediate and long-term, was submitted to the NG CDF Board in accordance with the Act.


**Public participation** is a process that directly engages the concerned stakeholders in decision-making and fully considers public input.

The NG-CDFC engaged the community through community leaders during the bursary program to identify the needy students to be awarded the bursary.

**Public Awareness**

This includes mechanisms for participation and cooperation with local, regional, and national agencies, as well as for conducting community-based needs assessments, public awareness campaigns, and community meetings.

Tiaty Constituency has continually practiced public participation and public awareness during project identification and proposal collections in all the wards in the constituency.

  
.....  
Andrew K. Kiptanui  
Fund Account Manager.



## **9. Statement Of Management Responsibilities**

Section 81 (1) of the Public Finance Management Act, 2012, requires that, at the end of each financial year, the accounting officer for a National Government Entity shall prepare financial statements in respect of that entity. Section 81 (3) requires the financial statements so prepared to be in a form that complies with relevant accounting standards as prescribed by the Public Sector Accounting Standards Board of Kenya from time to time.

The Accounting Officer in charge of the NGCDF-Tiaty Constituency is responsible for the preparation and presentation of the entity's financial statements, which give a true and fair view of the state of affairs of the entity for and as at the end of the financial year (period) ended on June 30, 2025. This responsibility includes: Maintaining adequate financial management arrangements and ensuring that these continue to be effective throughout the reporting period; Maintaining proper accounting records, which disclose with reasonable accuracy at any time the financial position of the entity; Designing, implementing, and maintaining internal controls relevant to the preparation and fair presentation of the financial statements, and ensuring that they are free from material misstatements, whether due to error or fraud; Safeguarding the assets of the entity; Selecting and applying appropriate accounting policies; and making accounting estimates that are reasonable in the circumstances.

The Accounting Officer in charge of the NGCDF- Tiaty Constituency accepts responsibility for the entity's financial statements, which have been prepared on the Accrual Basis Method of Financial Reporting, using appropriate accounting policies in accordance with International Public Sector Accounting Standards (IPSAS). The Accounting Officer is of the opinion that the *constituency's* financial statements give a true and fair view of the state of *entity's* transactions during the financial year ended June 30, 2025, and of the entity's financial position as at that date. The Accounting Officer charge of the NGCDF- Tiaty Constituency further confirms the completeness of the accounting records maintained for the *constituency*, which have been relied upon in the preparation of the entity's financial statements as well as the adequacy of the systems of internal financial control.

**National Government Constituencies Development Fund (NGCDF)  
Tiaty Constituency  
Annual Report and Financial Statements for The Year Ended June 30, 2025**


---

The Accounting Officer in charge of the NGCDF Tiaty Constituency confirms that the *constituency* has complied fully with applicable Government Regulations and the terms of external financing covenants (where applicable), and that the entity's funds received during the year under audit were used for the eligible purposes for which they were intended and were properly accounted for. Further, the Accounting Officer confirms that the *constituency's* financial statements have been prepared in a form that complies with relevant accounting standards prescribed by the Public Sector Accounting Standards Board of Kenya.

In preparing the financial statements, the Committee has assessed the Fund's ability to continue as a going concern and disclosed as applicable. Nothing has come to the attention of the Committee that the Fund will not remain a going concern for at least the next twelve months from the date of this statement.

**Approval of the financial statements**

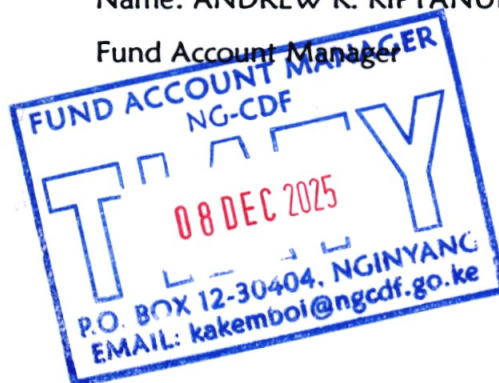
The NGCDF- Tiaty Constituency financial statements were approved and signed by the Accounting Officer on 08/08/2025.



Name: DANIEL RIKUNO  
Chairman – NGCDF Committee



Name: ANDREW K. KIPTANUI  
Fund Account Manager



*National Government Constituencies Development Fund (NGCDF)*  
*Tiaty Constituency*  
*Annual Report and Financial Statements for The Year Ended June 30, 2025*

---

**10. Report of the Auditor General on the NGCDF- Tiaty Constituency**

# REPUBLIC OF KENYA

Telephone: +254-(20) 3214000  
E-mail: info@oagkenya.go.ke  
Website: www.oagkenya.go.ke



HEADQUARTERS  
Anniversary Towers  
Monrovia Street  
P.O. Box 30084-00100  
NAIROBI

## REPORT OF THE AUDITOR-GENERAL ON NATIONAL GOVERNMENT CONSTITUENCIES DEVELOPMENT FUND – TIATY CONSTITUENCY FOR THE YEAR ENDED 30 JUNE, 2025

---

### PREAMBLE

I draw your attention to the contents of my report which is in three parts:

- A. Report on Financial Statements that considers whether the financial statements are fairly presented in accordance with the applicable financial reporting framework, accounting standards and the relevant laws and regulations that have a direct effect on the financial statements;
- B. Report on Lawfulness and Effectiveness in the Use of Public Resources which considers compliance with applicable laws, regulations, policies, gazette notices, circulars, guidelines and manuals and whether public resources are applied in a prudent, efficient, economic, transparent and accountable manner to ensure the Government achieves value for money and that such funds are applied for the intended purpose; and,
- C. Report on Effectiveness of Internal Controls, Risk Management and Governance which considers how the entity has instituted checks and balances to guide internal operations. This responds to the effectiveness of the governance structure, risk management environment and internal controls, developed and implemented by those charged with governance for orderly, efficient and effective operations of the entity.

A Qualified Opinion is issued when the Auditor-General concludes that, except for material misstatements noted, the financial statements are fairly presented in accordance with the applicable financial reporting framework. The Report on Financial Statements should be read together with the Report on Lawfulness and Effectiveness in the Use of Public Resources, and the Report on Effectiveness of Internal Controls, Risk Management and Governance.

The three parts of the report are aimed at addressing the statutory roles and responsibilities of the Auditor-General as provided by Article 229 of the Constitution, the Public Finance Management Act, 2012, and the Public Audit Act, 2015. The three parts of the report when read together constitute the report of the Auditor-General.

### REPORT ON THE FINANCIAL STATEMENTS

#### Qualified Opinion

I have audited the accompanying transitional IPSAS financial statements of National Government Constituencies Development Fund- Tiaty Constituency set out on pages 1 to 67, which comprise of the statement of financial position as at 30 June, 2025, and the

statement of financial performance, statement of changes in net assets, statement of cash flows and statement of comparison of budget and actual amounts, for the year then ended and a summary of significant accounting policies and other explanatory information in accordance with the provisions of Article 229 of the Constitution of Kenya and Section 35 of the Public Audit Act, 2015. I have obtained all the information and explanations which to the best of my knowledge and belief, were necessary for the purpose of the audit.

In my opinion, except for the effect of the matters described in the Basis for Qualified Opinion section of my report, the transitional IPSAS financial statements present fairly, in all material respects, the financial position of National Government Constituencies Development Fund- Tiaty Constituency at 30 June, 2025 and of its financial performance and its cash flows for the year then ended, in accordance with International Public Sector Accounting Standards Accrual Basis (including the transitional provisions permitted under IPSAS 33) and comply with the National Government Constituencies Development Fund Act, 2015 (Amended 2022) and the Public Finance Management Act, 2012 and The National Treasury and Economic Planning Circular No.3 of 14 April, 2025.

## **Basis for Qualified Opinion**

### **1. Inaccuracies in the Financial Statements**

Review of the financial statements revealed the following unreconciled and unexplained anomalies:

#### **1.1. Variance Between the Financial Statements and Comparative Balances**

The financial statements reflect eight (8) comparative balances which varies with the prior year 2023/2024 audited statements comparative balances as shown below:

<b>Component Description</b>	<b>Notes</b>	<b>Financial Statements for 2024/2025 (Kshs.)</b>	<b>Audit Certificate Financial Statements 2023/2024 (Kshs.)</b>	<b>Variance (Kshs.)</b>
<b>Statement of Financial Position</b>				
Bank balance-Operation Account	18	19,974,038	19,965,038	9,000
PMC's accounts balances	19	19,161,648	12,105,377	7,056,271
Plant property and equipment	23	0	22,923,929	(22,923,929)
Third Party Deposit	27		20,489	(20,489)
Gratuity Provision	29	1,253,366	1,232,890	(20,476)
<b>Statement of Changes in net assets</b>				
Accumulated surplus		19,965,038	8,050,378	11,914,660

Component Description	Notes	Financial Statements for 2024/2025 (Kshs.)	Audit Certificate Financial Statements 2023/2024 (Kshs.)	Variance (Kshs.)
Assets		76,917,522	22,923,929	53,993,593
Liabilities- Gratuity		0	1,253,379	(1,253,379)

The PMC bank account balances were in respect of the balances reflected in Annex 5 in the previous year audited accounts and liabilities in respect of third party and gratuity.

In the circumstance, the accuracy and completeness of the comparative balances in the financial statements could not be confirmed.

### 1.2. Variances between the Financial Statements and Supporting Ledgers

The statement of financial performance reflects two (2) items with amounts varying with the supporting ledger as shown below:

Description	Notes	Amounts in the Financial Statements (Kshs.)	Amounts in the Supporting Ledgers (Kshs.)	Variance (Kshs.)
Use of goods and services	12	4,209,158	4,319,497	110,339.
Tertiary institutions actual expenditure	13	9,420,893	10,000,000	579,107.

In the circumstances, the accuracy and completeness of the amounts in the statement of performance could not be confirmed.

### 1.3. Inaccuracy in the Statement of Changes in Net Assets

The statement of changes in reflects net assets of an amount of Kshs.120,850,506 which includes an amount of Kshs.76,917,5322 in respect of comparative balance of assets. However, review of Annex 4 to the prior year audited accounts revealed an amount of Kshs.22,923,929 resulting to an unexplained and unreconciled variance of Kshs.53,993,593. Further, the comparative balance in respect of the assets could not be confirmed since there were no supporting schedules or computations that were provided for audit verification.

In additions, the statement reflects nil amount in respect of liabilities. However, review of prior year audited accounts revealed comparative balances of Kshs.20,48 and Kshs.1,232,890 in respect of third-party deposit and Gratuity Provision which were not disclosed in the statements.

In the circumstance the accuracy and completeness of the amounts in statement of changes in net assets could not be confirmed.

#### **1.4. Inaccuracy in the Statement of Cash Flows**

The statement of cash flows reflects receipts amounting to Kshs.200,768,874 which differs with Kshs.197,408,150 and Kshs.241,157,926 respectively in the statement of financial performance and statement of comparison of budget and actual amounts respectively resulting to unexplained and unreconciled variance of Kshs.3,360,724 and Kshs.40,389,052. Similarly, the statement reflects payment amounting to Kshs.168,503,929 which differs with Kshs.173,440,204 and Kshs.169,724,366 in the statement of financial performance and statement of comparison of budget and actual amounts respectively resulting to unexplained and unreconciled variances of Kshs.4,936,275 and Kshs.1,220,437.

Further, the statement of cash flows reflects net cash flows from operating activities of an amount of Kshs.32,264,945. However, review of Note 29 to the financial statement revealed that cash generated from operations reflects net cash flows from operating activities balance of an amount of Kshs.16,640,033 resulting to an unreconciled variance of Kshs.15,624,912.

In the circumstance the accuracy and completeness of the statement of cash flows amounts could not be confirmed.

#### **1.5. Inaccuracy in the Statement of Financial Position**

The statement of financial position reflects property, plant and equipment balance of Kshs.1,220,436 and as disclosed in Note.23 to the financial statements. However, Annex 1 to the financial statements on summary of asset register reflects assets totalling Kshs.22,923,929 resulting to an unreconciled variance of Kshs.21,703,493. Further, Annex 1 to the financial statements on summary of asset register reflects nil assets balances.

Further, Note 30 to the financial statements on financial risk management reflects bank balances of Kshs.57,223,832 which differs with balance of Kshs.71,433,561 in the statement of financial position in respect of cash and cash equivalents resulting to an unreconciled variance of Kshs.14,209,729.

In the circumstances, the accuracy and completeness of the balances in financial statements could not be confirmed.

### **2. Unsupported Project Management Committee Bank Balances**

The statement of financial position reflects cash and cash equivalents balance of Kshs.71,433,561 which includes balance of Kshs.11,987,277 project management committees bank account balances and as disclosed in Note 19 and Annex 2 to the financial statements. However, the bank accounts balances were unsupported with certificate of balances, bank reconciliations and cash books for the Project Management Committees.

In the circumstances, the accuracy and completeness of the project management committee bank balances of Kshs.11,987,277 could not be confirmed.

### **3. Fuel, Oil and Lubricants Expenditure**

The statement of financial performance reflects use of goods and services amounting to Kshs.4,209,158 which includes an amount of Kshs.1,650,000 in respect of fuel, oil and lubricants expenses and as disclosed in Note 12 to the financial statements. However, the expenditure was not supported with documents including detail orders, fuel registers, and work tickets.

In the circumstances, the accuracy, completeness and propriety of the fuel, oil, and lubricants expenditure of an amount of Kshs.1,650,000 could not be confirmed.

### **4. Unsupported Routine Maintenance - Vehicle and other Transport Equipment**

The statement of financial performance reflects use of goods and services amounting to KShs.4,209,158 which includes an amount of Kshs.872,700 in respect of routine maintenance -vehicle and other transport equipment and as disclosed in Note 12 to the financial statements. However, the amount was not supported with supporting documents including pre and post inspection reports, drivers defect reports and work tickets.

In the circumstances, the accuracy, completeness and propriety of the routine maintenance -vehicle and other transport equipment expenditure of an amount of Kshs.872,700 could not be confirmed

### **5. Unsupported Bursaries to Secondary Schools and Tertiary Institutions**

The statement of financial performance reflects other grants and transfers actual expenditure amounting to Kshs.87,497,547 which includes amounts of Kshs.49,949,774 and Kshs.20,135,536 amounting to Kshs.70,085,310 in respect of bursary payments to secondary schools and tertiary institutions and as disclosed in Note 14 to the financial statements. However, the amounts were not supported with documents including vetting reports, minutes of vetting committee meetings and supporting schedules indicating student's name, admission number, name of school or institution, amount awarded and cheque numbers.

### **6. Unsupported Primary and Secondary Schools Projects**

The statement of financial performance reflects other government units actual expenditure amounting to Kshs.66,851,027 and as disclosed in Note 13 to the financial statements. Included in the expenditure are primary and secondary projects with expenditure amounting to Kshs.15,373,925 that were not supported with requisitions, appointment letters for the opening and evaluation committees, contract agreement, purchase orders, opening and technical evaluation committee minutes.

In the circumstances, the accuracy and completeness of bursary payments to secondary schools and tertiary institutions amounting to Kshs.15,373,925 could not be confirmed.

## **7. Unsupported Third-Party Deposits**

The statement of financial position reflects third-party deposits amounting to Kshs.4,077,978 and as disclosed in Note 27 to the financial statements. However, the supporting schedules did not reflect details of deposits reference numbers, third parties entitled to the deposits, and respective amounts owed.

In the circumstances, the accuracy and completeness of the third-party deposits amounting to Kshs.4,077,978 could not be confirmed.

The audit was conducted in accordance with International Standards of Supreme Audit Institutions (ISSAIs). I am independent of the National Government Constituencies Development Fund- Tiaty Constituency Management in accordance with ISSAI 130 on the Code of Ethics. I have fulfilled other ethical responsibilities in accordance with the ISSAI and in accordance with other ethical requirements applicable to performing audits of financial statements in Kenya. I believe that the audit evidence I have obtained is sufficient and appropriate to provide a basis for my qualified opinion.

### **Emphasis of Matter**

#### **Budgetary Control and Performance**

The statement of comparison of budget and actual amounts reflects total receipts final budget Kshs.295,544,076 against actual receipts of Kshs.241,157,926 resulting to under-funding of Kshs.57,735,524 or 20% of the total budget. Similarly, the Fund spent an amount of Kshs.169,724,366 against actual receipts of Kshs.241,157,926 resulting to an under-utilization of Kshs.71,433,560 or 30 % of the actual receipts.

The under-funding and under-utilization may have negatively affected the planned activities and service delivery to the public.

My opinion is not modified in respect of this matter.

### **Key Audit Matters**

Key audit matters are those matters that, in my professional judgement, are of most significance in the audit of the financial statements. Except for the effect of the matters described in the Basis for Qualified Opinion section, I have determined that there are no other key audit matters to communicate in my report.

### **Other Matter**

#### **Unresolved Prior Year Matters**

In the prior year's audit reports, several issues were raised under the Report on Financial Statements. Review of the status during audit of the Fund in 2024/2025 revealed that the following four (4) issues remained unresolved:

No.	Financial Year	Audit Issue
1.	2023/2024	Supported Disbursed Bursaries
2.	2023/2024	Inaccurate Fixed Assets Register
3.	2023/2024	Unsupported Project Management Committees Account Balances
4.	2023/2024	Unresolved Prior Year Matters

### Other Information

The Constituencies Fund committee is responsible for the other information set out on page iii to xxv which comprise of Key Constituency Information and Management, NG-CDF Committee, NG-CDF Chairman's Report, Statement of Performance Against Predetermined Objectives, Governance Statement, Management Discussion Analysis, Environmental and Sustainability Reporting and Statement of Management Responsibilities. The Other Information does not include the financial statements and my audit report thereon.

In connection with my audit on the Fund's, financial statements, my responsibility is to read the Other Information and in doing so, consider whether the Other Information is materially inconsistent with the financial statements or my knowledge obtained in the audit or otherwise appears to be materially misstated. If based on the work I have performed, I conclude that there is a material misstatement of this Other Information, I am required to report that fact. I have nothing to report in this regard.

My opinion on the financial statements does not cover the Other Information and accordingly, I do not express an audit opinion or any form of assurance conclusion thereon.

### REPORT ON LAWFULNESS AND EFFECTIVENESS IN THE USE OF PUBLIC RESOURCES

#### Conclusion

As required by Article 229(6) of the Constitution, based on the audit procedures performed, except for the effect of the matters described in the Basis for Conclusion on Lawfulness and Effectiveness in the Use of Public Resources section of my report, I confirm that nothing else has come to my attention to cause me to believe that public resources have not been applied lawfully and in an effective way.

#### Basis for Conclusion

##### 1. Lack of Approved Staff Establishment

The Fund did not have an approved staff establishment during the year under review This is contrary to Policy B.2 (1) of the Human Resource Policies and Procedures Manual for the Public Service, 2016 which requires every public entity to prepare Human Resource Plans based on comprehensive job analysis to support achievement of goals and

objectives in their Strategic Plans. The plans shall be based on comprehensive job analysis and shall be reviewed every year to address emerging issues and needs.

## **2. Compliance with Law on Contract Management and Project Implementation**

### **2.1. Projects Completion**

The statement of financial performance reflects other government units actual expenditure totalling Kshs.66,851,027 and as disclosed in Note 13 to the financial statements. Included in the expenditure is primary schools, secondary schools and tertiary institutions expenditures amounting to Kshs.24,585,139, Kshs.32,844,995 and Kshs.9,420,893. However, the expenditures were not supported with completion certificates in respect of completed projects and expenditure returns. This was contrary to Regulation 15. (1) of the National Government Constituencies Development Fund Regulations, 2016 states that there shall be appointed a project management committee Project Management for each project in a Constituency in accordance with section 36 of the Act which shall undertake project closure, labelling and handover upon completion.

In the circumstances, Management was in breach of the law.

### **3. Lack of an Assets Register**

The statement of financial position reflects property, plant and equipment balance of Kshs.1,220,436 and as disclosed in Note 23. However, the balance was not supported with asset register. This is contrary to the provisions of Regulation 170 of the Public Procurement and Asset Disposal Regulations, 2020.

In the circumstances, Management was in breach of the law.

The audit was conducted in accordance with ISSAI 3000 and ISSAI 4000. The standards require that I comply with ethical requirements and plan and perform the audit to obtain assurance about whether the activities, financial transactions and information reflected in the financial statements comply in all material respects, with the authorities that govern them. I believe that the audit evidence I have obtained is sufficient and appropriate to provide a basis for my conclusion.

## **REPORT ON EFFECTIVENESS OF INTERNAL CONTROLS, RISK MANAGEMENT AND GOVERNANCE**

### **Conclusion**

As required by Section 7(1)(a) of the Public Audit Act, 2015, based on the audit procedures performed, I confirm that, nothing has come to my attention to cause me to believe that internal controls, risk management and governance were not effective.

### **Basis for Conclusion**

The audit was conducted in accordance with ISSAI 2315 and ISSAI 2330. The standards require that I plan and perform the audit to obtain assurance about whether effective processes and systems of internal controls, risk Management and overall governance

were operating effectively in all material respects. I believe that the audit evidence I have obtained is sufficient and appropriate to provide a basis for my conclusion.

### **Responsibilities of the Management and those Charged with Governance**

Management is responsible for the preparation and fair presentation of these financial statements in accordance with International Public Sector Accounting Standards (Accrual Basis) and for maintaining effective internal controls as Management determines is necessary to enable the preparation of financial statements that are free from material misstatement, whether due to fraud or error and for its assessment of the effectiveness of internal controls, risk management and governance.

In preparing the financial statements, Management is responsible for assessing the Fund's, ability to continue as a going concern , disclosing, as applicable, matters related to going concern and using the going concern basis of accounting unless Management is aware of the intention to terminate the Fund or cease operations.

Management is also responsible for the submission of the financial statements to the Auditor-General in accordance with the provisions of Section 47 of the Public Audit Act, 2015.

In addition to the responsibility for the preparation and presentation of the financial statements described above, Management is also responsible for ensuring that the activities, financial transactions and information reflected in the financial statements comply with the authorities which govern them and that public resources are applied in an effective way.

Those charged with governance are/is responsible for overseeing the Constituency Fund's financial reporting process, reviewing the effectiveness of how Management monitors compliance with relevant legislative and regulatory requirements, ensuring that effective processes and systems are in place to address key roles and responsibilities in relation to governance and risk management, and ensuring the adequacy and effectiveness of the control environment.

### **Auditor-General's Responsibilities for the Audit**

My responsibility is to conduct an audit of the financial statements in accordance with Article 229(4) of the Constitution, Section 35 of the Public Audit Act, 2015 and the International Standards of Supreme Audit Institutions (ISSAIs). The standards require that, in conducting the audit, I obtain reasonable assurance about whether the financial statements as a whole are free from material misstatements, whether due to fraud or error and to issue an auditor's report that includes my opinion in accordance with Section 48 of the Public Audit Act, 2015. Reasonable assurance is a high level of assurance but is not a guarantee that an audit conducted in accordance with ISSAIs will always detect a material misstatement when it exists. Misstatements can arise from fraud or error and are considered material if, individually or in the aggregate, they could reasonably be expected to influence the economic decisions of users taken on the basis of these financial statements.

In conducting the audit, Article 229(6) of the Constitution also requires that I express a conclusion on whether or not in all material respects, the activities, financial transactions and information reflected in the financial statements are in compliance with the authorities that govern them and that public resources are applied in an effective way. In addition, I consider the entity's control environment in order to give an assurance on the effectiveness of internal controls, risk management and governance processes and systems in accordance with the provisions of Section 7(1)(a) of the Public Audit Act, 2015.

Further, I am required to submit the audit report in accordance with Article 229(7) of the Constitution.

Detailed description of my responsibilities for the audit is located at the Office of the Auditor-General's website at: <https://www.oagkenya.go.ke/auditor-generals-responsibilities-for-audit/>. This description forms part of my auditor's report.

  
FCPA Nancy Gathungu, CBS  
AUDITOR-GENERAL

Nairobi

11 December, 2025


**National Government Constituencies Development Fund (NGCDF)**  
**Tiaty Constituency**  
**Annual Report and Financial Statements for The Year Ended June 30, 2025**


**11. Statement of Financial Performance for the Year Ended 30th June 2025**


	Note	2024-2025
		Kshs
<b>Revenue from non-exchange transactions</b>		
Transfers from the NGCDF Board	6	197,386,150
Grants/donations from other entities	7	-
<b>Revenue from exchange transactions</b>		
Finance income	8	-
Miscellaneous income	9	22,000
<b>Total revenue</b>		<b>197,408,150</b>
<b>Expenses</b>		
Employee costs	10	8,004,151
Committee expenses	11	4,293,406
Use of Goods and Services	12	4,209,158
Other Government Units Actual expenditure	13	66,851,027
Other Grants and Transfers Actual expenditure	14	87,497,547
Depreciation and amortization expense	15	523,044
Digital Hubs Expenses Actual expenditure	16	2,061,871
<b>Total expenses</b>		<b>173,440,204</b>
<b>Other gains/(losses)</b>		
Gain/Loss on Sale of Assets	17	-
Impairment loss	18	-
<b>Surplus/(Deficit) for the year</b>		<b>23,967,946</b>

The Constituency financial statements were approved by the NGCDFC on 08/08/2025 signed

by:

  
 Chairman NG-CDF  
 Committee  
 Name: DANIEL RIKUNO

  
 National Sub-County  
 Accountant  
 Name: LAWRENCE  
 NYANGOTO  
 ICPAK M/No: 23371

  
 Fund Account Manager  
 Name: ANDREW K.  
 KIPTANUI



**National Government Constituencies Development Fund (NGCDF)**  
**Tiaty Constituency**  
**Annual Report and Financial Statements for The Year Ended June 30, 2025**

**12. Statement Of Financial Position As At 30th June, 2025**

	Note	2024-2025	Opening Statement 1st July 2024
		Kshs	Kshs
<b>Assets</b>			
<b>Current Assets</b>			
Cash And Cash Equivalents	19	71,433,561	40,389,052
Receivables from Exchange Transactions	20	-	-
Receivables from Non-Exchange Transactions	21	54,386,150	57,746,874
Prepayments	22	110,789	-
<b>Total Current Assets</b>		<b>125,930,500</b>	<b>98,135,926</b>
<b>Non-Current Assets</b>			
Property, Plant and Equipment	23	1,220,436	-
Intangible Assets	24	-	-
Right-of-use assets	25	-	-
<b>Total Non- Current Assets</b>		<b>1,220,436</b>	<b>-</b>
<b>Total Assets (A)</b>		<b>127,150,936</b>	<b>98,135,926</b>
<b>Liabilities</b>			
<b>Current Liabilities</b>			
Trade and Other Payables	26	-	-
Third Party Deposits	27	4,077,978	-
Lease Liabilities	28	-	-

**National Government Constituencies Development Fund (NGCDF)**  
**Tiaty Constituency**  
**Annual Report and Financial Statements for The Year Ended June 30, 2025**

Gratuity Provision	29	2,222,450	1,253,366
Total Current Liabilities		6,300,428	1,253,366
Non-Current Liabilities			
Lease Liabilities	28	-	-
Total Liabilities (B)		6,300,428	1,253,366
Net Assets (A-B)		120,850,508	96,882,560
Represented by:			
Accumulated Surplus		120,850,508	96,882,560
Total Net Assets		120,850,508	96,882,560
Total Net Assets and Liabilities			

The Constituency financial statements set out on pages to approved by NG CDFC on  
 \_08/08/ 2025 and signed by:

  
 Chairman NG-CDF  
 Committee  
 Name: DANIEL RIKUNO

  
 National Sub-County  
 Accountant  
 Name: LAWRENCE  
 NYANGOTO  
 ICPAK M/No: 23371

  
 Fund Account Manager  
 Name: ANDREW K.  
 KIPTANUI



*National Government Constituencies Development Fund (NGCDF)*  
*Tiaty Constituency*  
*Annual Report and Financial Statements for The Year Ended June 30, 2025*

**13. Statement of Changes in Net Assets for the year ended 30 June 2025**

Description	Reserves	Accumulated surplus/Deficit	Total
	Kshs	Kshs	Kshs
As at 30 <sup>th</sup> June 2024 (cash basis)	-	19,965,038	19,965,038
Adjustments: (to recognize assets and liabilities)	-	-	-
Add Assets	-	76,917,522	76,917,522
Less Liabilities	-	-	-
<b>As at July 1, 2024</b>	-	<b>96,882,560</b>	<b>96,882,560</b>
Surplus/(Deficit) For the Period	-	23,967,946	23,967,946
Revaluation Gain/Loss	-	-	-
<b>As at 30<sup>th</sup> June (current year)</b>	-	<b>120,850,506</b>	<b>120,850,506</b>

**14. Statement Of Cash Flows for The Year Ended 30th June 2025**

	Notes	2024-2025
		Kshs
<b>Cash flows from operating activities</b>		
<b>Receipts</b>		
Transfers from the NGCDF Board		200,746,874
Grants/donations from other entities		-
Finance income		
Miscellaneous income		22,000
<b>Total Receipts</b>		<b>200,768,874</b>
<b>Payments</b>		
Employee costs		4,293,406
Committee expenses		4,319,947
Use of Goods and Services		63,595,989
Other Government Units Actual expenditure		86,908,545

**National Government Constituencies Development Fund (NGCDF)**  
**Tiary Constituency**  
**Annual Report and Financial Statements for The Year Ended June 30, 2025**

Other Grants and Transfers Actual expenditure		523,044
Digital Hubs Expenses Actual expenditure		1,827,931
<b>Total Payments</b>		<b>168,503,929</b>
<b>Net Cash Flows from/ (used in) Operating Activities</b>	30	<b>32,264,945</b>
<b>Cash flows From Investing Activities</b>		
Purchase of PPE		1,220,436
Purchase of Intangible assets		-
Proceeds From Sale of PPE		-
<b>Net Cash Flows from Investing Activities</b>		<b>1,220,436</b>
<b>Net increase/(decrease) in cash &amp; Cash equivalents</b>		<b>31,044,509</b>
<b>Cash Flows from Financing Activities</b>		
Lease Payment		-
<b>Net Cash Flows from Financing Activities</b>		<b>31,044,509</b>
Cash and cash equivalents at 1 July	19	40,389,052
<b>Cash and cash equivalents at 30 June</b>	19	<b>71,433,561</b>

**National Government Constituencies Development Fund (NGCDF)**  
**Tiaty Constituency**  
**Annual Report and Financial Statements for The Year Ended June 30, 2025**

**15. Statement of Comparison of Budget and Actual Amounts for the Year ended 30 June 2025**

	Original Budget	Adjustments		Final Budget	Actual on comparable basis	Budget utilization difference	% of Utilization
	Kshs	Kshs		Kshs	Kshs	Kshs	
	A	B		C=(a+b)	d	e=(c-d)	f=d/c*100
	2024-2025	Opening Balance (C/Bk) and AIA	Previous Years' Outstanding Disbursement	2024-2025	2024-2025		
<b>Revenue</b>							
Transfers From the NGCDF Board	197,386,150	40,389,052	57,746,874	295,522,076	241,135,926	54,386,150	81.60%
Grants/donations from other entities	-	-	-	-	-	-	
Finance income	-	-	-	-	-	-	
Miscellaneous income	22,000			22,000	22,000		100.00%
<b>Totals</b>	<b>197,408,150</b>	<b>40,389,052</b>	<b>57,746,874</b>	<b>295,544,076</b>	<b>241,157,926</b>	<b>54,386,150</b>	<b>81.60%</b>
<b>Expenses</b>							
Employee costs	8,276,266	1,455,555	-	9,731,821	7,035,067	2,696,754	72.29%
Committee expenses	3,233,860	(1,203,606)	-	2,030,254	4,293,406	(2,263,152)	211.47%
Use of Goods and Services	5,119,711	(176,025)	-	4,943,687	4,319,948	623,739	87.38%
Other Government Units Actual Expenditure	53,356,139	28,839,011	42,997,766	125,192,915	64,796,021	60,396,894	51.76%
Other Grants and Transfers Actual Expenditure	95,600,174	8,902,303	9,800,000	114,302,477	84,726,435	29,576,042	74.12%
Digital Hubs Expenses			2,462,553	2,462,553	1,827,931	634,622	74.23%
Acquisition of Assets		806,689	1,886,555	2,693,244	1,743,480	949,764	64.74%

**National Government Constituencies Development Fund (NGCDF)**

**Tiaty Constituency**

**Annual Report and Financial Statements for The Year Ended June 30, 2025**

	Original Budget	Adjustments		Final Budget	Actual on comparable basis	Budget utilization difference	% of Utilization
	Kshs	Kshs		Kshs	Kshs	Kshs	
	A	B		C=(a+b)	d	e=(c-d)	f=d/c*100
	2024-2025	Opening Balance (C/Bk) and AIA	Previous Years' Outstanding Disbursement	2024-2025	2024-2025		
Other projects	1,300,000	1,756,126	600,000.00	3,656,126	982,078	2,674,048	26.86%
Funds Pending Approval**	30,500,000	-	-	30,500,000	-	30,500,000	0.00%
A.i.A	22,000	9,000		31,000		31,000	0.00%
<b>Total Expenditure</b>	<b>197,408,150</b>	<b>40,389,052</b>	<b>57,746,874</b>	<b>295,544,076</b>	<b>169,724,366</b>	<b>125,819,710</b>	<b>57.43%</b>
Surplus for the period							

**Explanatory Notes.**


[Provide below a commentary on significant underutilization (below 90% of utilization) and any overutilization (above 100%)]

Reconciliation of Summary Statement of Appropriation to Statement of Assets and Liabilities	
Description	Amount
Budget utilisation difference totals	125,819,710
Less undisbursed funds receivable from the Board as at 30 <sup>th</sup> June 2025	54,386,150
Cash and Cash Equivalents at the end of the 30 <sup>th</sup> June 202025	71,433,561

**National Government Constituencies Development Fund (NGCDF)**  
**Tiaty Constituency**  
**Annual Report and Financial Statements for The Year Ended June 30, 2025**


The accounting policies and explanatory notes to these financial statements form an integral part of the financial statements.

The Constituency financial statements were approved by NG CDFC on 08/08/ 2025 and signed by:

  
 \_\_\_\_\_  
 Fund Account Manager

  
 \_\_\_\_\_  
 National Sub-County Accountant

  
 \_\_\_\_\_  
 Chairman NG-CDF Committee

Name: ANDREW K. KIPTANUI

Name: LAWRENCE NYANGOTO  
 CPAK MN No: 23371

Name: RIKUNO DANIEL



*National Government Constituencies Development Fund (NGCDF)*  
*Tiaty Constituency*  
*Annual Report and Financial Statements for The Year Ended June 30, 2025*

**16. Budget Execution by Sectors And Projects For The Year Ended 30<sup>th</sup> June 2025**

Programme/Sub-programme	Original Budget	Adjustments		Final Budget	Actual on comparable basis	Budget utilization difference
		Opening Balance (C/Bk) and AIA	Previous Years' Outstanding Disbursements			
	Kshs	Kshs	Kshs	Kshs	Kshs	Kshs
<b>1.0 Administration and Recurrent</b>						
1.1 Compensation of employees	8,276,266	1,455,555		9,731,821	7,035,067	2,696,754
1.2 Committee allowances	1,036,000	(1,640,442)		(604,442)	1,295,326	(1,899,768)
1.3 Use of goods and services	2,040,000	(814,330)		1,225,670	1,755,840	(530,170)
<b>Sub-total</b>	<b>11,352,266</b>	<b>(999,217)</b>		<b>10,353,049</b>	<b>10,086,233</b>	<b>266,816</b>
<b>2.0 Monitoring and evaluation</b>						
2.1 Capacity building	800,000	986,152		1,786,152	806,397	979,755
2.2 Committee allowances	2,197,860	436,836		2,634,696	2,998,080	(363,384)
2.3 Use of goods and services	2,279,711	(347,847)		1,931,865	1,757,711	174,154
<b>Sub-total</b>	<b>5,277,571</b>	<b>1,075,141</b>	-	<b>6,352,713</b>	<b>5,562,188</b>	<b>790,525</b>
<b>3.0 Emergency</b>						
3.1 Primary Schools						
Nasorot Primary School	1,543,000			1,543,000	1,546,840	(3,840)
Kerelon Primary School	1,869,467			1,869,467	1,871,155	(1,688)
Unutilized fund	6,976,278	1,089,394		8,065,672		8,065,672
<b>Sub-total</b>	<b>10,388,745</b>	<b>1,089,394</b>	-	<b>11,478,139</b>	<b>3,417,995</b>	<b>8,060,144</b>
<b>4.0 Bursary and Social Security</b>						

**National Government Constituencies Development Fund (NGCDF)**  
**Tiaty Constituency**  
**Annual Report and Financial Statements for The Year Ended June 30, 2025**

Programme/Sub-programme	Original Budget	Adjustments		Final Budget	Actual on comparable basis	Budget utilization difference
		Opening Balance (C/Bk) and AIA	Previous Years' Outstanding Disbursements			
	Kshs	Kshs	Kshs	Kshs	Kshs	Kshs
4.1 Primary Schools						
4.2 Secondary Schools	54,798,962	(7,121,071)		47,677,891	49,949,774	(2,271,883)
4.3 Tertiary Institutions	20,000,000	12,348,601		32,348,601	20,135,536	12,213,065
4.4 Universities						
4.5 Social Security						
<b>Sub-total</b>	<b>74,798,962</b>	<b>5,227,530</b>	<b>-</b>	<b>80,026,492</b>	<b>70,085,310</b>	<b>9,941,182</b>
5.0 Sports						
5.1 Constituency sports tournament		(541,186)		(541,186)		(541,186)
<b>Sub-total</b>	<b>-</b>	<b>(541,186)</b>		<b>(541,186)</b>	<b>-</b>	<b>(541,186)</b>
5.0 Climate Change Mitigation						
planting of trees in various schools			300,000	300,000	300,000	-
Maron High School	1,330,000			1,330,000		1,330,000
Silale High School	1,330,000			1,330,000		1,330,000
The Tiaty Schhool	1,330,000			1,330,000		1,330,000
Churo Girls High School	1,322,467			1,322,467		1,322,467
<b>Sub-total</b>	<b>5,312,467</b>	<b>-</b>	<b>300,000</b>	<b>5,612,467</b>	<b>300,000</b>	<b>5,312,467</b>
6.0 Primary Schools Projects (List all the Projects)						
komolion primary school	1,700,000	2,013,903	1,200,000.00	4,913,903	3,106,949	1,806,954
seronu PRIMARY						

**National Government Constituencies Development Fund (NGCDF)**  
**Tiaty Constituency**  
**Annual Report and Financial Statements for The Year Ended June 30, 2025**

Programme/Sub-programme	Original Budget	Adjustments		Final Budget	Actual on comparable basis	Budget utilization difference
		Opening Balance (C/Bk) and AIA	Previous Years' Outstanding Disbursements			
	Kshs	Kshs	Kshs	Kshs	Kshs	Kshs
SCHOOL		1,200,723	1,200,000.00	2,400,723	2,178,226	222,497
kipngasl primary school		1,200,000		1,200,000	984,817	215,183
Nakoko primary school		1,452,725		1,452,725	1,242,128	210,597
AIC Chemoril primary school		601,232		601,232	588,413	12,819
nalukumoghin primary school		1,400,710		1,400,710	1,062,298	338,412
nyaunayu primary school		602,949		602,949	534,649	68,300
ptikii primary school		1,200	1,000,000	1,001,200	716,069	285,131
Sesia-Akodoreng Primary School	1,200,000			1,200,000		1,200,000
Katakon Primary School	1,200,000	3,926		1,203,926		1,203,926
Acham primary school	1,200,000			1,200,000	767,325	432,675
pkaghut primary school	1,200,000			1,200,000		1,200,000
sukut primary school	500,000			500,000		500,000
toplen primary school	1,200,000			1,200,000	937,425	262,575
katuit primary school	1,200,000			1,200,000		1,200,000
mkeluk primary school	1,200,000			1,200,000	1,140,999	59,001
natan primary school	1,200,000	5,597		1,205,597	851,826	353,771
chemuro primary school	1,200,000			1,200,000		1,200,000
kinyach primary school	1,200,000			1,200,000		1,200,000
matunda primary school	1,200,000			1,200,000		1,200,000
kamrio primary school						

**National Government Constituencies Development Fund (NGCDF)**  
**Tiaty Constituency**  
**Annual Report and Financial Statements for The Year Ended June 30, 2025**

Programme/Sub-programme	Original Budget	Adjustments		Final Budget	Actual on comparable basis	Budget utilization difference
		Opening Balance (C/Bk) and AIA	Previous Years' Outstanding Disbursements			
	Kshs	Kshs	Kshs	Kshs	Kshs	Kshs
	2,200,000			2,200,000		2,200,000
tukomoi primary school	1,200,000			1,200,000		1,200,000
Aic Sunrise primary school	1,200,000			1,200,000		1,200,000
mukur primary school	1,200,000			1,200,000		1,200,000
nyalilpuch primary school	1,200,000			1,200,000		1,200,000
kitaiem primary school	1,200,000	449	1,200,000	2,400,449	1,197,355	1,203,094
Kadokoi Primary School		22,601	1,167,394	1,189,995	1,127,107	62,888
Dira Primary School			964,745	964,745	816,715	148,030
Kotoron Primary School			1,065,627	1,065,627	1,038,876	26,751
APAKISO PRIMARY SCHOOL		1,001,464		1,001,464	994,000	7,464
Kakogh Primary School		818,510		818,510	796,999	21,511
KAMUSUK PRIMARY SCHOOL		1,202,784		1,202,784	1,199,310	3,474
LOTITA PRIMARY SCHOOL		1,200,875		1,200,875	1,194,998	5,877
Sulolu Primary School		803,177		803,177	762,117	41,060
Domo Primary School		4,849		4,849		4,849
Embositit Primary School		1,216,499		1,216,499		1,216,499
Katakton Primary School		3,926		3,926		3,926
Loyeya Primary school		2,975		2,975		2,975
MEUTO PRIMARY SCHOOL		369		369		369
Mortena Primary School		399,907		399,907		399,907

**National Government Constituencies Development Fund (NGCDF)**  
**Tiatty Constituency**  
**Annual Report and Financial Statements for The Year Ended June 30, 2025**

Programme/Sub-programme	Original Budget	Adjustments		Final Budget	Actual on comparable basis	Budget utilization difference
		Opening Balance (C/Bk) and AIA	Previous Years' Outstanding Disbursements			
	Kshs	Kshs	Kshs	Kshs	Kshs	Kshs
NACHURURU PRIMARY SCHOOL		31,829		31,829		31,829
Nyakwala Primary School		6,242		6,242		6,242
Kerelon Primary School		5,723		5,723		5,723
Nasorot Primary School		1,200,034		1,200,034	1,200,032	2
<b>Sub-total</b>	<b>23,600,000</b>	<b>16,405,178</b>	<b>7,797,766</b>	<b>47,802,944</b>	<b>24,438,633</b>	<b>23,364,311</b>
<b>7.0 Secondary Schools Projects (List all the Projects)</b>						
Orus high school	3,500,000	3,508,303		7,008,303	3,326,646	3,681,657
A.I.C churo girls high school		451.00	1,000,000.00	1,000,451	994,436	6,015
churo day high school		40,400	3,000,000	3,040,400	2,880,914	159,486
nginyang girls high school		2,122,621.00		2,122,621	1,593,440	529,181
ngoron high school	1,556,139	3,130.00	2,000,000	3,559,269	1,653,252	1,906,017
THE TIATY SCHOOL		1,059,213	2,400,000	3,459,213	2,597,549	861,664
KOROSI HIGH SCHOOL		3,184	2,500,000	2,503,184	2,470,512	32,672
SILALE HIGH SCHOOL	3,500,000	5,109	3,500,000	7,005,109	5,526,205	1,478,904
KOLOWA HIGH		1,600,372	2,400,000	4,000,372	3,699,263	301,109
KIPNAI HIGH SCHOOL		631,751	2,400,000	3,031,751	2,795,635	236,116
NANGARUA TCC			6,000,000	6,000,000		6,000,000
Loyamorok high school	1,700,000			1,700,000		1,700,000
Maron High School	6,000,000			6,000,000		6,000,000

**National Government Constituencies Development Fund (NGCDF)**  
**Tiaty Constituency**  
**Annual Report and Financial Statements for The Year Ended June 30, 2025**

Programme/Sub-programme	Original Budget	Adjustments		Final Budget	Actual on comparable basis	Budget utilization difference
		Opening Balance (C/Bk) and AIA	Previous Years' Outstanding Disbursements			
	Kshs	Kshs	Kshs	Kshs	Kshs	Kshs
Chemolingot Boys High School	1,500,000			1,500,000		1,500,000
Kositei High School	2,000,000	3,195,128		5,195,128	3,143,000	2,052,128
Loiwat High School		256,595		256,595	255,643	952
Tangulbei Secondary School		7,576		7,576		7,576
<b>Sub-total</b>	<b>19,756,139</b>	<b>12,433,833</b>	<b>25,200,000</b>	<b>57,389,971</b>	<b>30,936,495</b>	<b>26,453,476</b>
<b>8.0 Tertiary institutions Projects (List all the Projects)</b>						
Nangarua teachers training college	10,000,000		10,000,000	20,000,000	9,420,893	10,579,107
<b>Sub-total</b>	<b>10,000,000</b>	<b>-</b>	<b>10,000,000</b>	<b>20,000,000</b>	<b>9,420,893</b>	<b>10,579,107</b>
<b>Sub-total</b>						
<b>9.0 Security Projects</b>						
Kositei chiefs office			1,200,000	1,200,000	1,199,964	36
Kokore assistant chiefs office			1,200,000	1,200,000	1,198,756	1,244
BARPELLO CHIEFS OFFICE		360,591	500,000	860,591	857,080	3,511
Paka chiefs office		399	100,000	100,399	100,000	399
Nginyang east chiefs office		18,415	100,000	118,415	98,856	19,559
Ngoron assistant county commissioner office			1,200,000	1,200,000	1,077,111	122,889
Churo administration police line			200,000	200,000	197,773	2,227
TIATY WEST DCC OFFICE	500,000		5,000,000	5,500,000	3,556,950	1,943,050
Tiaty east deputy county commissioner's office	500,000	252,596		752,596	223,800	528,796
Tangulbei police station	1,700,000	2,172,680		3,872,680	2,107,240	1,765,440

**National Government Constituencies Development Fund (NGCDF)**  
**Tiaty Constituency**  
**Annual Report and Financial Statements for The Year Ended June 30, 2025**

Programme/Sub-programme	Original Budget	Adjustments		Final Budget	Actual on comparable basis	Budget utilization difference
		Opening Balance (C/Bk) and AIA	Previous Years' Outstanding Disbursements			
	Kshs	Kshs	Kshs	Kshs	Kshs	Kshs
chemolingot administration police post	500,000			500,000		500,000
loruk chief's office	400,000			400,000		400,000
mukutano chief's office	1,500,000			1,500,000		1,500,000
Kongor ACC office		11,599		11,599		11,599
NAUDO CHIEF'S OFFICE		310,285		310,285	305,600	4,685
<b>Sub-total</b>	<b>5,100,000</b>	<b>3,126,565</b>	<b>9,500,000</b>	<b>17,726,565</b>	<b>10,923,130</b>	<b>6,803,435</b>
<b>10.0 Acquisition of assets</b>						
11.1 Motor Vehicles (including motorbikes)		806,689		806,689		806,689
DESKTOP COMPUTERS/PHOTOCOPIER			1,050,000	1,050,000	1,049,800	200
YAMAHA PUBLIC ADDRESS SYSTEM			756,555	756,555	693,680	62,875
5000LTR WATER TANK			80,000	80,000		80,000
<b>Sub-total</b>	<b>-</b>	<b>806,689</b>	<b>1,886,555</b>	<b>2,693,244</b>	<b>1,743,480</b>	<b>949,764</b>
<b>11.0 Digital Hubs</b>						
Chemolingot Town ICT Hub			2,462,553	2,462,553	1,827,931	634,622
<b>Sub-total</b>	<b>-</b>	<b>-</b>	<b>2,462,553</b>	<b>2,462,553</b>	<b>1,827,931</b>	<b>634,622</b>
<b>12.0 Others</b>						
strategic plan		1,010,300		1,010,300		1,010,300
Tiaty NG-CDF Office Renovation		740,934		740,934		740,934
CONSTRUCTION OF MODERN CAR PARK			600,000	600,000		600,000
Chemolingot Civil Registration Office	1,300,000			1,300,000	982,078	317,922

**National Government Constituencies Development Fund (NGCDF)**  
**Tiati Constituency**  
**Annual Report and Financial Statements for The Year Ended June 30, 2025**

Programme/Sub-programme	Original Budget	Adjustments		Final Budget	Actual on comparable basis	Budget utilization difference
		Opening Balance (C/Bk) and AIA	Previous Years' Outstanding Disbursements			
	Kshs	Kshs	Kshs	Kshs	Kshs	Kshs
<b>Sub-total</b>	<b>1,300,000</b>	<b>1,751,234</b>	<b>600,000.00</b>	<b>3,651,2334</b>	<b>982,078</b>	<b>2,669,156</b>
<b>OVERSIGHT COMMITTEE EXPENSES</b>						
COC allowances		(17,000)		(17,000)		(17,000)
Use of goods and services		21,892		21,892		21,892
<b>Sub-total</b>		<b>4,892</b>	<b>-</b>	<b>4,892</b>	<b>-</b>	<b>4,892</b>
<b>12.1 Strategic Plan</b>						
strategic plan		1,010,300		1,010,300		1,010,300
<b>Sub total</b>		<b>1,010,300</b>		<b>1,010,300</b>		<b>1,010,300</b>
<b>13.0 Funds pending approval**</b>						
13.1 Unapproved projects						
Kenya Medical Training College Chemolingot	8,000,000			8,000,000		8,000,000
Chemolingot Town ICT Hub	10,000,000			10,000,000		10,000,000
Tangulbei Education Office	6,000,000			6,000,000		6,000,000
TIATY WEST DCC OFFICE	6,500,000			6,500,000		6,500,000
13.2 AIA	22,000	9,000		31,000		31,000
13.3						
<b>Sub-total</b>	<b>30,500,000</b>			<b>30,500,000</b>		<b>30,500,000</b>
<b>Total</b>	<b>197,408,150</b>	<b>40,389,052</b>	<b>57,746,874</b>	<b>295,544,076</b>	<b>169,724,366</b>	<b>125,819,710</b>

## 17. Notes to the Financial Statements

### 1. General information

The National Government Constituencies Development Fund (NG-CDF) formerly Constituencies Development Fund (CDF), is established by and derives its authority and

***National Government Constituencies Development Fund (NGCDF)***  
***Tiaty Constituency***  
***Annual Report and Financial Statements for The Year Ended June 30, 2025***

---

accountability from the NG-CDF Act 2015 (amended 2023). The NG-CDF is wholly owned by the Government of Kenya and is domiciled in Kenya. The NG-CDF Tiaty Constituency principal activity is Tiaty.

## **2. Statement of Compliance and Basis of Preparation**

### **Statement of compliance**

The financial statements have been prepared in accordance with the PFM Act, and International Public Sector Accounting Standards (IPSAS) or the entity has taken advantage of the transitional provisions under IPSAS 33 and therefore these 1<sup>st</sup>/ 2<sup>nd</sup>/ 3<sup>rd</sup>/ are transitional financial statements (entity to state the transitional provisions it has applied, and the steps being taken towards full compliance with IPSAS Accrual).

The financial statements have been prepared and presented in Kenya Shillings, which is the functional and reporting currency of the NG-CDF. The financial statements have been prepared in accordance with the PFM Act, the NGCDF Act (include any other applicable legislation), and International Public Sector Accounting Standards (IPSAS). The accounting policies adopted have been consistently applied to all the years presented.

The financial statements have been prepared and presented in Kenya Shillings, which is the functional and reporting currency of the NG-CDF. The financial statements have been prepared in accordance with the PFM Act, the NGCDF Act (*include any other applicable legislation*), and International Public Sector Accounting Standards (IPSAS). The accounting policies adopted have been consistently applied to all the years presented.

### **Basis of Preparation**

These financial statements have been prepared on a going concern basis, and the accounting policies have been applied consistently throughout the period. These financial statements have been prepared on an accrual basis unless otherwise specified (for example, the Statement of Cash Flows). Under an accrual basis, revenues are recognized when rights to assets are earned or levied rather than when cash is received, and expenses are recognized when obligations are incurred rather than when they are settled. The financial statements have been prepared and presented in Kenya Shillings, which is the functional and reporting

***National Government Constituencies Development Fund (NGCDF)***  
***Tiaty Constituency***  
***Annual Report and Financial Statements for The Year Ended June 30, 2025***

---

currency of the Entity. The accounting policies adopted have been consistently applied to all the years presented.

**Reporting period**

The reporting period for these financial statements is for the period ended 30th June, 2025.

**3. Adoption of New and Revised Standards**

**i. New and amended standards and interpretations in issue but not yet effective in the year ended 30 June 2024.**

Standard	Effective date and impact:
<p>IPSAS 43: Leases</p>	<p><b>Applicable 1<sup>st</sup> January 2025</b></p> <p>The standard sets out the principles for the recognition, measurement, presentation, and disclosure of leases. The objective is to ensure that lessees and lessors provide relevant information in a manner that faithfully represents those transactions. This information gives a basis for users of financial statements to assess the effect that leases have on the financial position, financial performance and cashflows of an Entity.</p> <p>The new standard requires entities to recognize, measure and present information on right of use assets and lease liabilities.</p>
<p>IPSAS 44: Non- Current Assets Held for Sale and Discontinued Operations</p>	<p><b>Applicable 1<sup>st</sup> January 2025</b></p> <p>The Standard requires,</p> <p>Assets that meet the criteria to be classified as held for sale to be measured at the lower of carrying amount and fair value less costs to sell and the depreciation of such assets to cease and:</p> <p>Assets that meet the criteria to be classified as held for sale to be presented separately in the statement of financial position and the results of discontinued operations to be presented separately in the statement of financial performance.</p>
<p>IPSAS 45: Property Plant and Equipment</p>	<p><b>Applicable 1<sup>st</sup> January 2025</b></p> <p>The standard supersedes IPSAS 17 on Property, Plant and Equipment. IPSAS 45 has additional guidance/ new guidance for heritage assets, infrastructure assets and measurement. Heritage assets were previously excluded from the scope of IPSAS 17 in IPSAS 45, heritage assets that satisfy the definition of PPE shall be recognised as assets if they meet</p>

**National Government Constituencies Development Fund (NGCDF)**  
**Tiaty Constituency**  
**Annual Report and Financial Statements for The Year Ended June 30, 2025**

	<p>the criteria in the standard. IPSAS 45 has an additional application guidance for infrastructure assets, implementation guidance and illustrative examples. The standard has clarified existing principles e.g. valuation of land over or under the infrastructure assets, under-maintenance of assets and distinguishing significant parts of infrastructure assets.</p>
<p>IPSAS 46: Measurement</p>	<p><b><i>Applicable 1<sup>st</sup> January 2025</i></b></p> <p>The objective of this standard was to improve measurement guidance across IPSAS by:</p> <ul style="list-style-type: none"> <li>i. Providing further detailed guidance on the implementation of commonly used measurement bases and the circumstances under which they should be used.</li> <li>ii. Clarifying transaction costs guidance to enhance consistency across IPSAS.</li> <li>iii. Amending where appropriate guidance across IPSAS related to measurement at recognition, subsequent measurement and measurement related disclosures.</li> </ul> <p>The standard also introduces a public sector specific measurement bases called the current operational value.</p>
<p>IPSAS 47: Revenue</p>	<p><b><i>Applicable 1<sup>st</sup> January 2026</i></b></p> <p>This standard supersedes IPSAS 9- Revenue from exchange transactions, IPSAS 11 Construction contracts and IPSAS 23 Revenue from non-exchange transactions. This standard brings all the guidance of accounting for revenue under one standard. The objective of the standard is to establish the principles that an entity shall apply to report useful information to users of financial statements about the nature, amount, timing and uncertainty of revenue and cash flow arising from revenue transactions.</p>

**National Government Constituencies Development Fund (NGCDF)**  
**Tiary Constituency**  
**Annual Report and Financial Statements for The Year Ended June 30, 2025**

<p>IPSAS 48: Transfer Expenses</p>	<p><b><i>Applicable 1<sup>st</sup> January 2026</i></b></p> <p>The objective of the standard is to establish the principles that a transfer provider shall apply to report useful information to users of financial statements about the nature, amount, timing and uncertainty of expenses and cash flow arising from transfer expense transactions. This is a new standard for public sector entities geared to provide guidance to entities that provide transfers on accounting for such transfers.</p>
<p>IPSAS 49: Retirement Benefit Plans</p>	<p><b><i>Applicable 1<sup>st</sup> January 2026</i></b></p> <p>The objective is to prescribe the accounting and reporting requirements for the public sector retirement benefit plans which provide retirement to public sector employees and other eligible participants. The standard sets the financial statements that should be presented by a retirement benefit plan.</p>

**ii. Early adoption of standards**

The Entity did not early – adopt any new or amended standards in the financial year or *the entity adopted the following standards early (state the standards, reason for early adoption, and impact on the entity’s financial statements.)*

#### 4. Summary of Significant Accounting Policies

##### a) Revenue recognition

##### i) Revenue from non-exchange transactions

##### Transfers from other government entities

Revenues from non-exchange transactions with other government entities are measured at fair value and recognized on obtaining control of the asset (cash, goods, services and property) if the transfer is free from conditions and it is probable that the economic benefits or service potential related to the asset will flow to the *Fund* and can be measured reliably. To the extent that there is a related condition attached that would give rise to a liability to repay the amount, the amount is recorded in the statement of financial position and realized in the statement of financial performance upon fulfilling the conditions set. . Recurrent grants are recognized in the statement of performance Development/capital grants are recognized in the statement of performance after meeting revenue recognition criteria. Conditional grants are recognized as revenue upon fulfilment of the set conditions.

Revenue shall be recognized after allocations have been approved by the NG-CDF Board.

##### ii) Revenue from exchange transactions

##### Sale of goods

Revenue from the sale of goods is recognized when the significant risks and rewards of ownership have been transferred to the buyer, usually on delivery of the goods and when the amount of revenue can be measured reliably, and it is probable that the economic benefits or service potential associated with the transaction will flow to the *Entity*.

##### Interest income

Interest income is accrued using the effective yield method. The effective yield discounts estimated future cash receipts through the expected life of the financial asset to that

**National Government Constituencies Development Fund (NGCDF)**  
**Tiary Constituency**  
**Annual Report and Financial Statements for The Year Ended June 30, 2025**

---

asset's net carrying amount. The method applies this yield to the principal outstanding to determine interest income each period.

**Rental income**

Rental income arising from operating leases on investment properties is accounted for on a straight-line basis over the lease terms and included in revenue.

**b) Budget information**

The original budget was approved by Parliament on 13<sup>th</sup> June 2025 for the period 1<sup>st</sup> July 2024 to 30<sup>th</sup> June 2025 as required by law. Included in the adjustments are Cash book opening balance, AIA generated during the year and constituency allocations not yet disbursed at the beginning of the financial year.

A comparison of the actual performance against the final budget for the financial year under review has been included in the financial statements.

The financial statements are prepared on an accrual basis using a classification based on the nature of expenses in the statement of financial performance, whereas the budget is prepared on a cash basis. The amounts in the financial statements were recast from the accrual basis to the cash basis and reclassified by presentation to be on the same basis as the approved budget. A comparison of budget and actual amounts, prepared on a comparable basis to the approved budget, is then presented in the statement of comparison of budget and actual amounts. In addition to the Basis difference, adjustments to amounts in the financial statements are also made for differences in the formats and classification schemes adopted for the presentation of the financial statements and the approved budget. A statement to reconcile the actual amounts on a comparable basis included in the statement of comparison of budget and actual amounts and the actuals as per the statement of cashflows has been presented under section 15 of these financial statements.

**c) Property, plant and equipment**

All property, plant and equipment are stated at cost less accumulated depreciation and impairment losses. Cost includes expenditure that is directly attributable to the acquisition

of the items. When significant parts of property, plant and equipment are required to be replaced at intervals, the Entity recognizes such parts as individual assets with specific useful lives and depreciates them accordingly. Likewise, when a major inspection is performed, its cost is recognized in the carrying amount of the plant and equipment as a replacement if the recognition criteria are satisfied. All other repair and maintenance costs are recognized in surplus or deficit as incurred. Where an asset is acquired in a non-exchange transaction for nil or nominal consideration the asset is initially measured at its fair value.

**d) Right of use asset**

The right-of-use assets comprises the initial measurement of the corresponding lease liability, lease payments made at or before the commencement day, less any lease incentives received and any initial direct costs. They are subsequently measured at cost less accumulated depreciation and impairment losses. Whenever the entity incurs an obligation for costs to dismantle and remove a leased asset, restore the site on which it is located or restore the underlying asset to the condition required by the terms and conditions of the lease, a provision is recognized and measured under IPSAS 21 or IPSAS 26. To the extent that the costs relate to a right-of-use asset, the costs are included in the related right-of-use asset, unless those costs are incurred to produce inventories. Right-of-use assets are depreciated over the shorter period of lease term and useful life of the underlying asset. If a lease transfers ownership of the underlying asset or the cost of the right-of-use asset reflects that the entity expects to exercise a purchase option, the related right-of-use asset is depreciated over the useful life of the underlying asset. The depreciation starts at the commencement date of the lease. The right-of-use assets are presented as a separate line in the statement of financial position.

**e) Intangible assets**

Intangible assets acquired separately are initially recognized at cost. The cost of intangible assets acquired in a non-exchange transaction is their fair value at the date of the exchange. Following initial recognition, intangible assets are carried at cost less any

**National Government Constituencies Development Fund (NGCDF)**  
**Tiary Constituency**  
**Annual Report and Financial Statements for The Year Ended June 30, 2025**

---

accumulated amortization and accumulated impairment losses. Internally generated intangible assets, excluding capitalized development costs, are not capitalized and expenditure is reflected in surplus or deficit in the period in which the expenditure is incurred. The useful life of the intangible assets is assessed as either finite or indefinite. Intangible assets with an indefinite useful life are assessed for impairment at each reporting date.

**f) Financial instruments**

IPSAS 41 addresses the classification, measurement and de-recognition of financial assets and financial liabilities, introduces new rules for hedge accounting and a new impairment model for financial assets. *The entity does not have any hedge relationships and therefore the new hedge accounting rules have no impact on the Company's financial statements. (amend as appropriate).* A financial instrument is any contract that gives rise to a financial asset of one entity and a financial liability or equity instrument of another entity. At initial recognition, the entity measures a financial asset or financial liability at its fair value plus or minus, in the case of a financial asset or financial liability not at fair value through surplus or deficit, transaction costs that are directly attributable to the acquisition or issue of the financial asset or financial liability.

**a) Financial assets**

**Classification of financial assets**

The entity classifies its financial assets as subsequently measured at amortized cost, fair value through net assets/ equity or fair value through surplus and deficit on the basis of both the entity's management model for financial assets and the contractual cash flow characteristics of the financial asset. A financial asset is measured at amortized cost when the financial asset is held within a management model whose objective is to hold financial assets in order to collect contractual cash flows and the contractual terms of the financial asset give rise on specified dates to cash flows that are solely payments of principal and interest on the principal outstanding. A financial asset is measured at fair value through net assets/ equity if it is held within the management model whose objective is achieved by both collecting contractual cashflows and selling financial assets and the contractual terms of the financial

*National Government Constituencies Development Fund (NGCDF)*  
*Tiaty Constituency*  
*Annual Report and Financial Statements for The Year Ended June 30, 2025*

---

asset give rise on specified dates to cash flows that are solely payments of principal and interest on the principal amount outstanding. A financial asset shall be measured at fair value through surplus or deficit unless it is measured at amortized cost or fair value through net assets/ equity unless an entity has made irrevocable election at initial recognition for particular investments in equity instruments.

**Subsequent measurement**

Based on the business model and the cash flow characteristics, the entity classifies its financial assets into amortized cost or fair value categories for financial instruments. Movements in fair value are presented in either surplus or deficit or through net assets/ equity subject to certain criteria being met.

**Amortized cost**

Financial assets that are held for collection of contractual cash flows where those cash flows represent solely payments of principal and interest, and that are not designated at fair value through surplus or deficit, are measured at amortized cost. A gain or loss on an instrument that is subsequently measured at amortized cost and is not part of a hedging relationship is recognized in profit or loss when the asset is de-recognized or impaired. Interest income from these financial assets is included in finance income using the effective interest rate method.

**Fair value through net assets/ equity**

Financial assets that are held for collection of contractual cash flows and for selling the financial assets, where the assets' cash flows represent solely payments of principal and interest, are measured at fair value through net assets/ equity. Movements in the carrying amount are taken through net assets, except for the recognition of impairment gains or losses, interest revenue and foreign exchange gains and losses which are recognized in surplus/deficit. Interest income from these financial assets is included in finance income using the effective interest rate method.

**Trade and other receivables**

**National Government Constituencies Development Fund (NGCDF)**  
**Tiary Constituency**  
**Annual Report and Financial Statements for The Year Ended June 30, 2025**

---

Trade and other receivables are recognized at fair values less allowances for any uncollectible amounts. Trade and other receivables are assessed for impairment on a continuing basis. An estimate is made of doubtful receivables based on a review of all outstanding amounts at the year end.

**Fair value through surplus or deficit**

Financial assets that do not meet the criteria for amortized cost or fair value through net assets/ equity are measured at fair value through surplus or deficit. A business model where the entity manages financial assets with the objective of realizing cash flows through solely the sale of the assets would result in a fair value through surplus or deficit model.

**Impairment**

The entity assesses, on a forward-looking basis, the expected credit loss ('ECL') associated with its financial assets carried at amortized cost and fair value through net assets/equity. The entity recognizes a loss allowance for such losses at each reporting date. Critical estimates and significant judgments made by management in determining the expected credit loss (ECL) are set out in *Note 18*.

**b) Financial liabilities**

**Classification**

The entity classifies its liabilities as subsequently measured at amortized cost except for financial liabilities measured through profit or loss.

**g) Inventories**

Inventory is measured at cost upon initial recognition. To the extent that inventory was received through non-exchange transactions (for no cost or for a nominal cost), the cost of the inventory is its fair value at the date of acquisition. Costs incurred in bringing each product to its present location and conditions are accounted for, as follows:

- i) Raw materials: purchase cost using the weighted average cost method.
- ii) Finished goods and work in progress: cost of direct materials and labour and a proportion of manufacturing overheads based on the normal operating capacity but excluding borrowing costs.

After initial recognition, inventory is measured at the lower of cost and net realizable value. However, to the extent that a class of inventory is distributed or deployed at no charge or for a nominal charge, that class of inventory is measured at the lower of cost and current replacement cost. Net realizable value is the estimated selling price in the ordinary course of operations, less the estimated costs of completion and the estimated costs necessary to make the sale, exchange, or distribution. Inventories are recognized as an expense when deployed for utilization or consumption in the ordinary course of operations of the *Entity*.

#### **h) Provisions**

Provisions are recognized when the *Entity* has a present obligation (legal or constructive) as a result of a past event, it is probable that an outflow of resources embodying economic benefits or service potential will be required to settle the obligation and a reliable estimate can be made of the amount of the obligation. Where the *Entity* expects some or all of a provision to be reimbursed, for example, under an insurance contract, the reimbursement is recognized as a separate asset only when the reimbursement is virtually certain. The expense relating to any provision is presented in the statement of financial performance net of any reimbursement

#### **i) Social Benefits**

Social benefits are cash transfers provided to i) specific individuals and / or households that meet the eligibility criteria, ii) mitigate the effects of social risks and iii) Address the need of society as a whole. The entity recognizes a social benefit as an expense for the social benefit scheme at the same time that it recognizes a liability. The liability for the social benefit scheme is measured at the best estimate of the cost (the social benefit payments) that the entity will incur in fulfilling the present obligations represented by the liability.

#### **j) Contingent liabilities**

The Entity does not recognize a contingent liability but discloses details of any contingencies in the notes to the financial statements, unless the possibility of an outflow of resources embodying economic benefits or service potential is remote.

**k) Contingent assets**

The Entity does not recognize a contingent asset but discloses details of a possible asset whose existence is contingent on the occurrence or non-occurrence of one or more uncertain future events not wholly within the control of the Entity in the notes to the financial statements. Contingent assets are assessed continually to ensure that developments are appropriately reflected in the financial statements. If it has become virtually certain that an inflow of economic benefits or service potential will arise and the asset's value can be measured reliably, the asset and the related revenue are recognized in the financial statements of the period in which the change occurs.

**l) Employee benefits**

**Retirement benefit plans**

The Entity provides retirement benefits for its employees. Defined contribution plans are post-employment benefit plans under which an Entity pays fixed contributions into a separate Entity (a fund) and will have no legal or constructive obligation to pay further contributions if the fund does not hold sufficient assets to pay all employee benefits relating to employee service in the current and prior periods. The contributions to fund obligations for the payment of retirement benefits are charged against income in the year in which they become payable. Defined benefit plans are post-employment benefit plans other than defined-contribution plans. The defined benefit funds are actuarially valued tri-annually on the projected unit credit method basis. Deficits identified are recovered through lump sum payments or increased future contributions on proportional basis to all participating employers. The contributions and lump sum payments reduce the post-employment benefit obligation.

**m) Foreign currency transactions**

Transactions in foreign currencies are initially accounted for at the ruling rate of exchange on the date of the transaction. Trade creditors or debtors denominated in foreign currency are reported at the statement of financial position reporting date by applying the exchange rate

*National Government Constituencies Development Fund (NGCDF)*  
*Tiaty Constituency*  
*Annual Report and Financial Statements for The Year Ended June 30, 2025*

---

on that date. Exchange differences arising from the settlement of creditors, or from the reporting of creditors at rates different from those at which they were initially recorded during the period, are recognized as income or expenses in the period in which they arise.

**n) Related parties**

The *Entity* regards a related party as a person or an Entity with the ability to exert control individually or jointly or to exercise significant influence over the *Entity*, or vice versa.

**o) Cash and Cash Equivalents**

Cash and cash equivalents comprise cash on hand and cash at bank, short-term deposits on call, and highly liquid investments with an original maturity of three months or less, which are readily convertible to known amounts of cash and are subject to an insignificant risk of changes in value. Bank account balances include amounts held at various commercial banks at the end of the financial year.

**p) Comparatives**

In preparing these financial statements, the entity has elected to apply paragraph 79 of IPSAS 33, which allows for the election by an entity to present one statement of financial performance, one statement of cash flow, one statement of net assets and the statement of financial position and an opening statement of financial position as at the time of first time adoption of the accrual basis of accounting

**q) Subsequent events**

There have been no events subsequent to the financial year end with a significant impact on the financial statements for the year ended June 30, 2025.

**5. Significant Judgments and Sources of Estimation Uncertainty**

The preparation of the *Entity's* financial statements in conformity with IPSAS requires management to make judgments, estimates, and assumptions that affect the reported amounts of revenues, expenses, assets and liabilities, and the disclosure of contingent liabilities, at the end of the reporting period. However, uncertainty about these assumptions and estimates could result in outcomes that require a material adjustment to the carrying amount of the asset or liability affected in future periods. State all judgments, estimates, and assumptions made:

### **Estimates and assumptions.**

The key assumptions concerning the future and other key sources of estimation uncertainty at the reporting date, that have a significant risk of causing a material adjustment to the carrying amounts of assets and liabilities within the next financial year, are described below. The Entity based its assumptions and estimates on parameters available when the consolidated financial statements were prepared. However, existing circumstances and assumptions about future developments may change due to market changes or circumstances arising beyond the control of the Entity. Such changes are reflected in the assumptions when they occur. IPSAS 1.140

### **Useful lives and residual value**

The useful lives and residual values of assets are assessed using the following indicators to inform potential future use and value from disposal:

- a) The condition of the asset is based on the assessment of experts employed by the Entity.
- b) The nature of the asset, its susceptibility and adaptability to changes in technology and processes.
- c) The nature of the processes in which the asset is deployed.
- d) Availability of funding to replace the asset.
- e) Changes in the market in relation to the asset

### **Provisions**

Provisions were raised and management determined an estimate based on the information available. Provisions are measured at the management's best estimate of the expenditure required to settle the obligation at the reporting date and are discounted to present value where the effect is material.

**National Government Constituencies Development Fund (NGCDF)**  
**Tiati Constituency**  
**Annual Report and Financial Statements for The Year Ended June 30, 2025**

**6. Transfers from the NGCDF Board**

Description	2024-2025
	Kshs
NGCDFB Transfers (Allocation for the FY)	197,386,150
<b>Total</b>	<b>197,386,150</b>

**7. Transfers from domestic and foreign partners**

Description	2024-2025
	Kshs
Grants	
<b>Total</b>	

**8. Finance income**

Description	2024-2025
	Kshs
Interest Income on Bank Deposits	
<b>Total</b>	

**9. Miscellaneous income**

	2024-2025
	Kshs
Rental Income	
Income from sale of tenders	22,000
Hire of plant/equipment/facilities	
Other Income Not Classified Elsewhere	
<b>Total</b>	<b>22,000</b>

**National Government Constituencies Development Fund (NGCDF)**  
**Tiary Constituency**  
**Annual Report and Financial Statements for The Year Ended June 30, 2025**

---

**10. Employees cost**

	<b>2024-2025</b>
	<b>Kshs</b>
NG-CDFC Basic staff salaries	6,546,107
Personal allowances paid as part of salary	-
House Allowance	-
Transport Allowance	-
Leave allowance	-
Gratuity to contractual employees	969,084
Employer Contributions Compulsory national social security schemes	390,768
Employer Contributions Compulsory Housing levy	98,192
Employer contributions to National Industrial Training Authority	-
Others	-
<b>Total</b>	<b>8,004,151</b>

**11. Committee Expenses**

	<b>2024-2025</b>
	<b>Kshs</b>
Sitting allowance	2,454,800
Other Committee expenses	1,838,606
<b>Total</b>	<b>4,293,406</b>

**National Government Constituencies Development Fund (NGCDF)**  
**Tiaty Constituency**  
**Annual Report and Financial Statements for The Year Ended June 30, 2025**

**12. Use of Goods and services**

	<i>2024-2025</i>
	Kshs
Utilities, supplies and services	50,427
Communication, supplies and services	673,818
Domestic travel and subsistence	858,415
Printing, advertising and information supplies & services	51,080
Office Rent	-
Training expenses	-
Hospitality supplies and services	-
Insurance costs	21,795
Specialized materials and services	-
Office and general supplies and services	-
Fuel, oil & lubricants	1,650,000
Bank charges	30,923
Routine maintenance – vehicles and other transport equipment	872,700
Routine maintenance – other assets	-
Strategic plan expenses	-
Other operating expenses	-
<b>Total</b>	<b>4,209,158</b>

**13. Other Government Units Actual Expenditure**

Description	<i>2024-2025</i>
	Kshs
Primary Schools <b>Actual Expenditure</b>	24,585,139
Secondary Schools <b>Actual Expenditure</b>	32,844,995
Tertiary Institutions <b>Actual Expenditure</b>	9,420,893
<b>Total</b>	<b>66,851,027</b>

**National Government Constituencies Development Fund (NGCDF)**  
**Tiary Constituency**  
**Annual Report and Financial Statements for The Year Ended June 30, 2025**

**Other Grants and transfers Actual Expenditure**

	<b>2024-2025</b>
	<b>Kshs</b>
Bursary – secondary schools	49,949,774
Bursary – tertiary institutions	20,135,536
Bursary – special schools	-
Bursary - Education Support programmes	-
Social Security programmes (SHIF)	-
Security projects <b>Actual Expenditure</b>	11,512,130
Climate change mitigation projects	300,000
Emergency projects <b>Actual Expenditure</b>	4,618,029
Roads projects <b>Actual Expenditure</b>	-
Others specify	982,078
<b>Total</b>	<b>87,497,547</b>

**14. Depreciation and Amortization Expenses**

Description	<b>2024-2025</b>
	<b>Kshs</b>
Property Plant and Equipment	523,044
Intangible Assets	-
<b>Total</b>	<b>523,044</b>

**15. Digital Hubs Expenses**

Description	<b>2024-2025</b>
	<b>Kshs</b>
Construction/ renovation/ <b>Actual Expenditure</b>	2,061,871
Digital Hub utility costs Water, Electricity,	-
Maintenance of ICT equipment	-
Maintenance of building	-
Others ( <i>specify</i> )	-
<b>Total</b>	<b>2,061,871</b>

**National Government Constituencies Development Fund (NGCDF)**  
**Tiaty Constituency**  
**Annual Report and Financial Statements for The Year Ended June 30, 2025**

**16. Gain/loss on Sale of Assets**

Description	2024-2025
	Kshs
Property, Plant and Equipment	
Intangible Assets	
<b>Total Gain/loss on Sale of Assets</b>	

**17. Impairment Loss**

Description	2024-2025
	Kshs
Property, Plant and Equipment	
Intangible Assets	
<b>Total Impairment Loss</b>	

**18. Cash and Cash Equivalent**

Name Of Bank and Account No.	2024-2025	Opening Statement 1 <sup>st</sup> July 2024
	Kshs	Kshs
<b>Bank Accounts (Cash Book Bank Balance)</b>		
<i>Name Of Bank, Account No. (Operations account)</i>	57,223,832	19,974,038
<i>Operations account pending closure</i>	-	-
<i>Name of Bank, account No. (Deposit account)</i>	2,222,450	1,253,366
<i>Name of Bank, account No. (PMC accounts)</i>	11,987,277	19,161,648
<b>Total</b>	<b>71,433,559</b>	<b>40,389,052</b>
<b>Cash Balances</b>		
Location 1	-	-
Location 2	-	-

**National Government Constituencies Development Fund (NGCDF)**  
**Tiary Constituency**  
**Annual Report and Financial Statements for The Year Ended June 30, 2025**

Other Locations	-	-
<b>Total</b>	-	-

**Receivables from Exchange Transactions**

Description	2024-2025	Opening Statement 1 <sup>st</sup> July 2024
	Kshs	Kshs
<b>Total receivables</b>		
Other exchange debtors		
Less: impairment allowance		
<b>Total receivables</b>		
a. Current receivables		
b. Non-current receivables		
<b>Total Receivables (a+b)</b>		

**i. Ageing Analysis for Receivables**

Description	2024-2025		Opening Statement 1 <sup>st</sup> July 2024	
	Kshs		Kshs	
	Current FY	% of the total	Opening Balance	% of the total
Less than 1 year		%		%
Between 1- 2 years		%		%
Between 2-3 years		%		%
Over 3 years		%		%
<b>Total (a+b)</b>		%		%

**National Government Constituencies Development Fund (NGCDF)**  
**Tiary Constituency**  
**Annual Report and Financial Statements for The Year Ended June 30, 2025**

**19. Receivables from Non-Exchange Transactions**

Description	2024-2025		Opening Statement 1 <sup>st</sup> July 2024	
	Kshs		Kshs	
Transfers from NGCDFB	54,386,150		57,746,874	
Outstanding imprest				
<b>Total</b>	<b>54,386,150</b>		<b>57,746,874</b>	
Ageing Analysis- Receivables from non-exchange transactions	Insert Current FY	% of the total	Opening Balance	% of the total
	Less than 1 year	%		%
	Between 1-2 years	%		%
	Over 3 years	%		%
	<b>Total</b>	%		%

**20. Prepayments**

Description	2024-2025		Opening Statement 1 <sup>st</sup> July 2024	
	Kshs		Kshs	
Prepaid Rent				
Prepaid Insurance	110,789			
Prepaid Electricity Costs	-			
Other Prepayments	-			
<b>Total</b>	<b>110,789</b>			

**National Government Constituencies Development Fund (NGCDF)**  
**Tiary Constituency**  
**Annual Report and Financial Statements for The Year Ended June 30, 2025**

**21. Property, Plant and Equipment**

	Land	Buildings	Mot or vehicles	Infras tructure assets	Furni ture and fittin gs	Comput ers & ICT Equipme nt	He rita ge assets	Work in progr ess	Ser vic e conc ession assets	Total
<b>Depreciation Rate</b>		10%	25%	x%	12.5 %	30%	x %			
<b>Cost</b>	Kshs	Kshs	Kshs	Kshs	Kshs	Kshs	Ks hs	Kshs	Ks hs	Kshs
Opening Bal as 1 <sup>st</sup> July 2024	-	-	-	-	-	-	-	-	-	-
Additions	-	-	-	-	-	1,743,480	-	-	-	1,743,480
Disposals	-	-	-	-	-	-	-	-	-	-
Transfer/Adjustm ents	-	-	-	-	-	-	-	-	-	-
<b>As At 30th June 2025</b>	-	-	-	-	-	1,743,480	-	-	-	1,743,480
<b>Depreciation And Impairment</b>										
Opening accumulated depreciation as at 1 <sup>st</sup> July 2024	-	-	-	-	-	-	-	-	-	-
Depreciation	-	-	-	-	-	523,044	-	-	-	523,044
Disposals	-	-	-	-	-	-	-	-	-	-
Impairment	-	-	-	-	-	-	-	-	-	-
Transfer/Adjustm ent	-	-	-	-	-	-	-	-	-	-
<b>As At 30th June 2025</b>	-	-	-	-	-	523,044	-	-	-	523,044
<b>Net Book Values</b>										

**National Government Constituencies Development Fund (NGCDF)**  
**Tiary Constituency**  
**Annual Report and Financial Statements for The Year Ended June 30, 2025**

	Land	Buildings	Motor vehicles	Infrastructure assets	Furniture and fittings	Computers & ICT Equipment	Heritage assets	Work in progress	Service concession assets	Total
Depreciation Rate		10%	25%	x%	12.5%	30%	x%			
Cost	Kshs	Kshs	Kshs	Kshs	Kshs	Kshs	Kshs	Kshs	Kshs	Kshs
Opening Bal as at 1 <sup>st</sup> July 2024	-	-	-	-	-	-	-	-	-	-
As At 30 <sup>th</sup> June 2025	-	-	-	-	-	1,220,436	-	-	-	1,220,436

**Valuation**

Items of PPE are valued at Historical cost at the point of recognition in the financial statements. Where historical cost is not available or the item has been acquired at, PPE has been valued at the current operational value which is the amount the entity would pay for the remaining service potential of an asset at the measurement date.

**22 b) Property, Plant and Equipment at Cost**

If the freehold land, buildings and other assets were stated on the historical cost basis the amounts would be as follows:

	Cost	Accumulated Depreciation	NBV
	Kshs	Kshs	Kshs
Land			
Buildings			
Plant And Machinery			
Motor Vehicles, Including Motorcycles			

**National Government Constituencies Development Fund (NGCDF)**  
**Tiary Constituency**  
**Annual Report and Financial Statements for The Year Ended June 30, 2025**

Computers And Related Equipment			
Office Equipment, Furniture, And Fittings			
<b>Total</b>			

Property plant and Equipment includes the following assets that are fully depreciated:

	Cost or valuation	Normal annual depreciation charge
Plant and Machinery		
Motor Vehicles including Motorcycles		
Computers and Related Equipment		
Office Equipment, Furniture and Fittings		
<b>Total</b>		

*National Government Constituencies Development Fund (NGCDF)*  
*Tiaty Constituency*  
*Annual Report and Financial Statements for The Year Ended June 30, 2025*

**22. Intangible Assets**

Description	2024-2025
	Kshs
<b>Cost</b>	
Opening balance at 1 <sup>st</sup> July 2024	
Additions	
Disposal	
<b>At end of the 30<sup>th</sup> June 2025</b>	
<b>Amortization and impairment</b>	
<b>At beginning of the year</b>	
Amortization	
<b>At end of the year</b>	
Impairment loss	
<b>At end of the year</b>	
<b>NBV at July 1<sup>st</sup> 2024</b>	
<b>NBV at June 30<sup>th</sup> 2025</b>	

**23. Right-of use assets**

	<i>Buildings</i>	<i>Motor vehicles</i>	<i>Plant and equipment</i>	<i>Total</i>
	Kshs	Kshs	Kshs	Kshs
<b>Cost</b>				
As at 1 July 2024				
Additions				
As at 30 Sept/Dec/ March/June 2025				
<b>Accumulated Depreciation</b>				
As at 1 July 2024				
Charge for the year				
As at 30 Sept/Dec/ March/June 2025				
<b>Carrying Amount</b>				
As at 30 Sept/Dec/ March/June 2025				

**National Government Constituencies Development Fund (NGCDF)**  
**Tiary Constituency**  
**Annual Report and Financial Statements for The Year Ended June 30, 2025**

**24. Trade and Other Payables**

Description	2024-2025		Opening Statement 1 <sup>st</sup> July 2024	
	Kshs		Kshs	
Trade payables				
Employee payables				
Other payables				
<b>Total trade and other payables</b>				
<b>Aging analysis: (Trade and other payables)</b>	<b>2024-2025</b>	<b>% of the Total</b>	<b>1<sup>st</sup> July</b>	<b>% of the Total</b>
Under one year		%		%
1-2 years		%		%
2-3 years		%		%
Over 3 years		%		%
<b>Total (tie to above total)</b>				

*National Government Constituencies Development Fund (NGCDF)*  
*Tiaty Constituency*  
*Annual Report and Financial Statements for The Year Ended June 30, 2025*

---

**25. Third-Party deposits**

	<i>2024-2025</i>
	KShs
Retention as at 1 <sup>st</sup> July (A)	
Retention held during the year (B)	7,934,575
Retention paid during the Year (C)	3,856,597
<b>Closing Retention as at 30<sup>th</sup> June D= A+B-C</b>	<b>4,077,978</b>

**Retentions aging analysis.**

	2024-2025	% of the total	2023-2024	% of the total
Less than 1 year		%		%
1-2 years		%		%
2-3 years		%		%
Over 3 years		%		%
<b>Total</b>				

*(The total above should be equal to the closing retention)*

**26. Lease Liabilities**

Description	<i>2024-2025</i>	<i>Opening Statement</i> <i>1<sup>st</sup> July 2024</i>
	Kshs	Kshs
<b>Balance at the beginning of the year</b>		
Discount interest on lease liability		
Paid during the year		
<b>At end of the year</b>		

**National Government Constituencies Development Fund (NGCDF)**  
**Tiary Constituency**  
**Annual Report and Financial Statements for The Year Ended June 30, 2025**

---

**Maturity Analysis**

Period	Amount
Year 1	
Year 2	
Year 3	
Year 4	
Year 5 and onwards	
Less: unearned Interest	

**Analysed as:**

Description	Amount
Current	
Non- Current	
Total	

**27. Gratuity Provision**

Description	2024-2025
	Kshs
Gratuity at the beginning of the year 1 <sup>st</sup> of July	1,253,366
Gratuity accrued during the year	969,084
Gratuity paid during the year	-
<b>28. Total Gratuity Provision 30th June (A+B-C)</b>	<b>2,222,450</b>

## 29. Cash Generated from Operations

	2024-2025
	Kshs
<b>Surplus/Deficit for the year</b>	<b>23,967,946</b>
<b>Adjusted for:</b>	
Depreciation	523,044
Impairment	
Gains and losses on disposal of assets	
<b>Working capital adjustments</b>	
Increase/decrease in receivables	3,249,935
Increase/decrease in payables	4,077,978
<b>Net cash flow from operating activities</b>	<b>16,640,033</b>

## 30. Financial Risk Management

The Entity's activities expose it to a variety of financial risks including credit and liquidity risks and effects of changes in foreign currency. The Entity's overall risk management programme focuses on unpredictability of changes in the business environment and seeks to minimize the potential adverse effect of such risks on its performance by setting acceptable levels of risk. The Entity does not hedge any risks and has in place policies to ensure that credit is only extended to customers with an established credit history. The Entity's financial risk management objectives and policies are detailed below:

**National Government Constituencies Development Fund (NGCDF)**  
**Tiaty Constituency**  
**Annual Report and Financial Statements for The Year Ended June 30, 2025**

**i) Credit risk**

The Entity has exposure to credit risk, which is the risk that a counterparty will be unable to pay amounts in full when due. Credit risk arises from cash and cash equivalents, and deposits with banks, as well as trade and other receivables and available-for-sale financial investments. Management assesses the credit quality of each customer, taking into account its financial position, past experience and other factors. Individual risk limits are set based on internal or external assessment in accordance with limits set by the directors. The amounts presented in the statement of financial position are net of allowances for doubtful receivables, estimated by the Entity's management based on prior experience and their assessment of the current economic environment.

**Financial Risk Management**

The carrying amount of financial assets recorded in the financial statements representing the Entity's maximum exposure to credit risk without taking account the value of any collateral obtained is made up as follows:

Description	Total amount	Fully performing	Past due	Impaired
	Kshs	Kshs	Kshs	Kshs
<b>As at 30<sup>th</sup> June (2024-2025)</b>				
Receivables from exchange transactions	-			
Receivables from non-exchange transactions	54,386,150			
Bank balances	57,223,832			
<b>Total</b>	<b>111,609,982</b>			
<b>As at 30 June (2023-2024)</b>				
Receivables from exchange transactions	-			
Receivables from non-exchange transactions	57,746,874			
Bank balances	19,974,038			
<b>Total</b>	<b>77,720,912</b>			

### **Financial Risk Management**

The customers under the fully performing category are paying their debts as they continue trading. The credit risk associated with these receivables is minimal and the allowance for uncollectible amounts that the Entity has recognized in the financial statements is considered adequate to cover any potentially irrecoverable amounts. The Entity has significant concentration of credit risk on amounts due from xxx. The board of directors sets the Entity's credit policies and objectives and lays down parameters within which the various aspects of credit risk management are operated.

#### **ii) Liquidity risk management**

Ultimate responsibility for liquidity risk management rests with the Entity's directors, who have built an appropriate liquidity risk management framework for the management of the Entity's short, medium and long-term funding and liquidity management requirements. The Entity manages liquidity risk through continuous monitoring of forecasts and actual cash flows. The table below represents cash flows payable by the Entity under non-derivative financial liabilities by their remaining contractual maturities at the reporting date. The amounts disclosed in the table are the contractual undiscounted cash flows. Balances due within 12 months equal their carrying balances, as the impact of discounting is not significant.

Description	Less than 1 month	Between 1-3 months	Over 5 months	Total
	Kshs	Kshs	Kshs	Kshs
<b>As at 30<sup>th</sup> June (2024-2025)</b>				
Trade payables				
Current proportion of borrowings				
Provisions				
Deferred income				
Gratuity Provision				
<b>Total</b>				
<b>As at 30<sup>th</sup> June (2023-2024)</b>				
Trade payables				
Current portion of borrowings				
Provisions				
Deferred income				

**National Government Constituencies Development Fund (NGCDF)**  
**Tiary Constituency**  
**Annual Report and Financial Statements for The Year Ended June 30, 2025**

Description	Less than 1 month	Between 1-3 months	Over 5 months	Total
	Kshs	Kshs	Kshs	Kshs
Employee benefit obligation				
<b>Total</b>				

**iii) Market risk**

The *Entity* has put in place an internal audit function to assist it in assessing the risk faced by the Entity on an ongoing basis, evaluate and test the design and effectiveness of its internal accounting and operational controls. Market risk is the risk arising from changes in market prices, such as interest rate, equity prices and foreign exchange rates which will affect the Entity's income or the value of its holding of financial instruments. The objective of market risk management is to manage and control market risk exposures within acceptable parameters, while optimizing the return. Overall responsibility for managing market risk rests with the Audit and Risk Management Committee. The Entity's Finance Department is responsible for the development of detailed risk management policies (subject to review and approval by Audit and Risk Management Committee) and for the day-to-day implementation of those policies. There has been no change to the Entity's exposure to market risks or the way it manages and measures the risk.

**a) Foreign currency risk**

The *Entity* has transactional currency exposures. Such exposure arises through purchases of goods and services that are done in currencies other than the local currency. Invoices denominated in foreign currencies are paid after 30 days from the date of the invoice and conversion at the time of payment is done using the prevailing exchange rate. The *Entity* manages foreign exchange risk from future commercial transactions and recognized assets and liabilities by projecting for expected sales proceeds and matching the same with expected payments. The carrying amount of the *Entity's* foreign currency denominated monetary assets and monetary liabilities at the end of the reporting period are as follows:

*National Government Constituencies Development Fund (NGCDF)*  
*Tiaty Constituency*  
*Annual Report and Financial Statements for The Year Ended June 30, 2025*

---

**Current FY**

Description	In Kshs	Other currencies	Total
	Kshs	Kshs	Kshs
<b>As at 30<sup>th</sup> June (2024-2025)</b>			
<b>Financial Assets</b>			
Investments			
Cash			
Debtors			
<b>Total Financial Assets</b>			
<b>Financial Liabilities</b>			
Trade And Other Payables			
Borrowings			
<b>Total Financial Liabilities</b>			
<b>Net Foreign Currency Asset/(Liability)</b>			

**Foreign currency sensitivity analysis**

**Current FY**

Description	In Kshs	Other currencies	Total
	Kshs	Kshs	Kshs
<b>As at 30<sup>th</sup> June (2024-2025)</b>			
<b>Financial Assets</b>			
Investments			
Cash			
Debtors			
<b>Total Financial Assets</b>			
<b>Financial Liabilities</b>			
Trade And Other Payables			
Borrowings			
<b>Total Financial Liabilities</b>			
<b>Net Foreign Currency Asset/(Liability)</b>			

**Financial Risk Management**

The following table demonstrates the effect on the Entity’s statement of comprehensive income on applying the sensitivity for a reasonable possible change in the exchange rate of the three main transaction currencies, with all other variables held constant. The reverse would also occur if the Kenya Shilling appreciated with all other variables held constant.

Description	Change in currency rate	Effect on Profit before tax	Effect on Equity/Net assets
	Kshs	Kshs	Kshs
<b>Current FY</b>			
Euro	10%		
USD	10%		
<b>Previous FY</b>			
Euro	10%		
USD	10%		

**b) Interest rate risk**

Interest rate risk is the risk that the Entity’s financial condition may be adversely affected as a result of changes in interest rate levels. The Entity’s interest rate risk arises from bank deposits. This exposes the Entity to cash flow interest rate risk. The interest rate risk exposure arises mainly from interest rate movements on the Entity’s deposits.

**Management of interest rate risk**

To manage the interest rate risk, management has endeavored to bank with institutions that offer favorable interest rates.

**Sensitivity analysis**

The Entity analyses its interest rate exposure on a dynamic basis by conducting a sensitivity analysis. This involves determining the impact on profit or loss of defined rate shifts. The sensitivity analysis for interest rate risk assumes that all other variables, in particular foreign exchange rates, remain constant. The analysis has been performed on the same basis as the prior year. Using the end of the year figures, the sensitivity analysis indicates the impact on the statement of comprehensive income if current floating interest rates increase/decrease by

**National Government Constituencies Development Fund (NGCDF)**  
**Tiati Constituency**  
**Annual Report and Financial Statements for The Year Ended June 30, 2025**

one percentage point as a decrease/increase of Kshs (Current FY: Kshs ). A rate increase/decrease of 5% would result in a decrease/increase in profit before tax of Kshs (Current FY – Kshs)

**Fair value of financial assets and liabilities**

**a) Financial instruments measured at fair value.**

**Determination of fair value and fair values hierarchy**

IPSAS 30 specifies a hierarchy of valuation techniques based on whether the inputs to those valuation techniques are observable or unobservable. Observable inputs reflect market data obtained from independent sources; unobservable inputs reflect the *Entity's* market assumptions. These two types of inputs have created the following fair value hierarchy:

- Level 1 – Quoted prices (unadjusted) in active markets for identical assets or liabilities. This level includes listed equity securities and debt instruments on exchanges.
- Level 2 – Inputs other than quoted prices included within Level 1 that are observable for the asset or liability, either directly (that is, as prices) or indirectly (that is, derived from prices).
- Level 3 – inputs for the asset or liability that are not based on observable market data (unobservable inputs). This level includes equity investments and debt instruments with significant unobservable components. This hierarchy requires the use of observable market data when available. The *Entity* considers relevant and observable market prices in its valuations where possible.

The following table shows an analysis of financial and non- financial instruments recorded at fair value by level of the fair value hierarchy:

Description	Level 1	Level 2	Level 3	Total
	Kshs	Kshs	Kshs	Kshs
<b>As at 30 June (2024-2025)</b>				
<b>Financial Assets</b>				
Quoted Equity Investments				
<b>Non- Financial Assets</b>				
Investment Property				

**National Government Constituencies Development Fund (NGCDF)**  
**Tiati Constituency**  
**Annual Report and Financial Statements for The Year Ended June 30, 2025**

Land And Buildings				
<b>Total</b>				
<b>As at 30<sup>th</sup> June (2023-2024)</b>				
<b>Financial Assets</b>				
Quoted Equity Investments				
<b>Non- Financial Assets</b>				
Investment Property				
Land And Buildings				
<b>Total</b>				

There were no transfers between levels 1, 2 and 3 during the year. Disclosures of fair values of financial instruments not measured at fair value have not been made because the carrying amounts are a reasonable approximation of their fair values.

**iv) Capital Risk Management**

The objective of the Entity's capital risk management is to safeguard the Entity's ability to continue as a going concern. The Entity capital structure comprises of the following funds:

Description	2024-2025	<i>Opening Statement 1<sup>st</sup> July 2024</i>
	Kshs	Kshs
Revaluation Reserve		
Retained Earnings		
Capital Reserve		
<b>Total Funds</b>		
Total Borrowings		
Less: Cash and Bank Balances		
Net Debt/(Excess Cash And Cash Equivalent)		
<b>Gearing</b>		

**National Government Constituencies Development Fund (NGCDF)**  
**Tiaty Constituency**  
**Annual Report and Financial Statements for The Year Ended June 30, 2025**

---

**31. Related Party Disclosures**

	<b>2024-2025</b>	<b>Opening Statement 1<sup>st</sup> July 2025</b>
	<b>Kshs</b>	<b>Kshs</b>
<b>Committee Members Remuneration</b>		
Sitting allowance of committee Members during the year	4,293,406	
<b>Transaction with the NGCDF Board</b>		
Transfers from the NGCDF Board during the year	197,386,150	
<b>Total</b>	<b>201,679,556</b>	

**32. Segment Information**

*(Where an organization operates in different geographical regions or in departments, IPSAS 18 on segmental reporting requires an Entity to present segmental information of each geographic region or department to enable users understand the Entity's performance and allocation of resources to different segments)*

**33. Contingent Assets and Contingent Liabilities**

**Contingent Assets**

<b>Description</b>	<b>2024-2025</b>	<b>Opening Statement 1<sup>st</sup> July 2025</b>
	<b>Kshs</b>	<b>Kshs</b>
<b>Contingent Assets</b>		
Insurance Reimbursements		
Assets Arising from Determination Of Court Cases		
Reimbursable Indemnities and Guarantees		
Receivables From Other Government Entities		
Others (Specify)		
<b>Total</b>		

*(Give details)*

**Contingent Liabilities**

**National Government Constituencies Development Fund (NGCDF)**  
**Tiaty Constituency**  
**Annual Report and Financial Statements for The Year Ended June 30, 2025**

Description	2024-2025	Opening Statement 1 <sup>st</sup> July 2024
	Kshs	Kshs
<b>Contingent Liabilities</b>		
Court Case xx against the Entity		
Bank Guarantees in Favour of Subsidiary		
Contingent Liabilities arising from Contracts Including PPPs		
Others (Specify)		
<b>Total</b>		

**34. Capital Commitments**

Capital Commitments	2024-2025	Opening Statement 1 <sup>st</sup> July 2024
	Kshs	Kshs
Authorised for		
Authorised and Contracted for		
<b>Total</b>		

**35. Events after the Reporting Period**

There were no material adjusting and non-adjusting events after the reporting period.

**36. Ultimate And Holding Entity**

The Tiaty Constituency is a Fund under The National Treasury and Planning & managed by NG-CDFB at the National level, and the NG-CDFC at the constituency level. Its ultimate parent is the Government of Kenya.

**37. Currency**

The financial statements are presented in Kenya Shillings (Kshs) rounded to the nearest Kshs.

*National Government Constituencies Development Fund (NGCDF)*  
*Tiary Constituency*  
*Annual Report and Financial Statements for The Year Ended June 30, 2025*

---

18. Annexes

Annex 1: Analysis of Pending Accounts Payable

Supplier of Goods or Services	Original Amount	Date Contracted	Amount Paid To-Date	Outstanding Balance	Comments
	a	b	c	d=a-c	
Construction of buildings					
1.					
2.					
3.					
Sub-Total					
Construction of civil works					
4.					
5.					
6.					
Sub-Total					
Supply of goods					
7.					
8.					
9.					
Sub-Total					
Supply of services					
10.					
Sub-Total					
Grand Total					

*National Government Constituencies Development Fund (NGCDF)  
Tiaty Constituency  
Annual Report and Financial Statements for The Year Ended June 30, 2025*

Annex 2 - Analysis of Pending Staff Payables

Name of Staff	Designation	Date employed	Outstanding Balance 30 <sup>th</sup> June 2025	Comments
NG-CDFC Staff				
Philip Kokwomogh	Clerk of Works	2/2/2023	328,657	
Richard Arekai Lomaruya	Security	2/2/2023	151,843	
Irene Chemelsau	Office Assistant	2/2/2023	151,843	
Charles Kaman	Security	2/2/2023	157,958	
Aukot Kopus Philemon	Accounts Assistant	2/2/2023	240,300	
Philemon Porit Katirai	ICT Officer	2/2/2023	228,979	
Rebecca Cheposangiy Muyekule	Office Assistant	2/2/2023	151,843	
Musa Kisur Katurkana	Driver	2/2/2023	211,532	
Murkor Hillary	Driver	2/2/2023	211,532	
Everlyne Chepchilit Kukai	Procurement Assistan	10/1/2023	204,744	
Mercy Makal	Records officer	10/1/2023	162,750	
Total			<b>2,201,980</b>	

National Government Constituencies Development Fund (NGCDF)  
Tiaty Constituency

Annual Report and Financial Statements for The Year Ended June 30, 2025

Annex 1 – Summary of Asset Register

Asset class	Historical Cost/valuation cost balance brought forward (Kshs)	Additions during the year (Kshs)	Disposals during the year (Kshs)	Historical Cost (Kshs) At Year End
Land				
Buildings and structures				
Transport equipment		0		
Office equipment, furniture, and fittings				
ICT Equipment and Other ICT Assets				
Other Machinery and Equipment				
Intangible assets				
<b>Total</b>		0		

*National Government Constituencies Development Fund (NGCDF)  
Tiaty Constituency  
Annual Report and Financial Statements for The Year Ended June 30, 2025*

**Annex 2 –PMC Reconciled Bank Balances As At 30<sup>th</sup> June 2025**

PMC	Bank	Account number	Reconciled Bank Balance 2024-2025	Bank Balance 2023-2024
ACHAM PRIMARY SCHOOL	KCB BANK	1339665352	432,675	
AIC CHEMORIL PRIMARY SCHOOL	KCB BANK	1238708560	12,819	1,232
AIC CHURO GIRLS SECONDARY SCHOOL	KCB BANK	1169422713	6,015	451
APAKISO PRIMARY SCHOOL	KCB BANK	1182282814	7,464	1,001,464
BARPELLO CHIEFS OFFICE	KCB BANK	1280303190	3,511	360,591
CHEMOLINGOT CIVIL REGISTRATION	KCB BANK	1340198843	17,922	
CHEMOLINGOT TOWN ICT HUB	KCB BANK	1339963965	634,622	
CHURO ADMINISTRATION POLICE LINE	KCB BANK	1336658363	2,229	
CHURO MIXED DAY SECONDARY SCHOOL	KCB BANK	1270625527	159,486	40,400
Deputy County Commissioner Tiaty East	KCB BANK	1239800312	28,796	252,596
DIRA PRIMARY SCHOOL	KCB BANK	1116355264	348,030	
Domo Primary School	KCB BANK	1311760229	4,849	4,849
Embositit Primary School	KCB BANK	1290128448	1,216,499	1,216,499
KADOKOI PRIMARY SCHOOL	KCB BANK	1290128448	62,888	22,601
Kakogh Primary School	KCB BANK	1200139984	21,511	818,510
KAMUSUK PRIMARY SCHOOL	KCB BANK	1261913663	3,474	1,202,784
Katakon Primary School	KCB BANK	1288187963	3,926	3,926

*National Government Constituencies Development Fund (NGCDF)  
Tiaty Constituency  
Annual Report and Financial Statements for The Year Ended June 30, 2025*

PMC	Bank	Account number	Reconciled Bank Balance 2024-2025	Bank Balance 2023-2024
KERELON PRIMARY SCHOOL	KCB BANK	1114436305	-1,688	1,200,034
KIPNAI HIGH SCHOOL	KCB BANK	1209149745	236,116	631,751
KIPNGAL PRIMARY SCHOOL	KCB BANK	1281790052	215,183	
KITAILEM PRIMARY SCHOOL	KCB BANK	1267144483	3,094	449
KOKORE ASSISTANT CHIEFS OFFICE	KCB BANK	1330526287	1,244	
KOLOWA HIGH SCHOOL	KCB BANK	1199179310	301,109	372
KOMOLION PRIMARY SCHOOL	KCB BANK	1280695099	106,954	2,013,903
Kongor ACC office	KCB BANK	1318913446	11,599	11,599
KOROSSI HIGH SCHOOL	KCB BANK	1208790145	32,672	3,184
KOSITEI CHIEFS OFFICE	KCB BANK	1330317254	36	
Kositei secondary school	KCB BANK	1316786498	52,128	3,195,128
KOTORON PRIMARY SCHOOL	KCB BANK	1337954497	126,751	
Loiwat High School	KCB BANK	1200347986	952	256,595
LOTITA PRIMARY SCHOOL	KCB BANK	1265925267	5,877	1,200,875
Loyeya Primary school	KCB BANK	1239241410	2,975	2,975
MEUTO PRIMARY SCHOOL	KCB BANK	1113078650	369	369
MKELUK PRIMARY SCHOOL	KCB BANK	1339651459	59,001	
Mortena Primary School	KCB BANK	1288187807	399,907	399,907
NACHURURU PRIMARY SCHOOL	KCB BANK	1203789122	31,829	31,829

*National Government Constituencies Development Fund (NGCDF)*  
*Tiaty Constituency*  
*Annual Report and Financial Statements for The Year Ended June 30, 2025*

PMC	Bank	Account number	Reconciled Bank Balance 2024-2025	Bank Balance 2023-2024
NAKOKO PRIMARY SCHOOL	KCB BANK	1199774014	210,597	52,725
NALUKUMOGHIN PRIMARY SCHOOL	KCB BANK	1239740328	338,412	710
NANGARUA TEACHERS TRAINING COLLEGE	KCB BANK	1335919066	579,107	
NASOROT PRIMARY SCHOOL -EMERGENCY	KCB BANK	1280984791	1,883	5,723
NATAN PRIMARY SCHOOL	KCB BANK	1281329231	353,771	5,597
NAUDO CHIEF'S OFFICE	KCB BANK	1326752359	4,685	310,285
NGINYANG EAST ASSISTANT CHIEFS OFFICE	KCB BANK	1305312910	19,559	18,415
NGINYANG GIRLS HIGH SCHOOL	KCB BANK	1156756774	529,181	822,621
NGORON ASSISTANT COUNTY COMMISSIONER OFFICE	KCB BANK	1331367891	122,889	
NGORON HIGH SCHOOL	KCB BANK	1199180025	349,878	3,130
Nyakwala Primary School	KCB BANK	1209854481	6,242	6,242
NYAUNYAU PRIMARY SCHOOL	KCB BANK	1292796405	68,300	2,949
ORUS HIGH SCHOOL	KCB BANK	1318487374	181,657	8,303
PAKA CHIEFS OFFICE	KCB BANK	1288976925	399	399
PTIKII PRIMARY SCHOOL	KCB BANK	1200850459	285,131	1,200
SERONU PRIMARY SCHOOL	KCB BANK	1273885961	222,497	723
SILALE HIGH SCHOOL	KCB BANK	1316757366	1,478,904	5,109
Sulolu Primary School	KCB BANK	1233438565	41,060	803,177

*National Government Constituencies Development Fund (NGCDF)  
 Tiaty Constituency  
 Annual Report and Financial Statements for The Year Ended June 30, 2025*

PMC	Bank	Account number	Reconciled Bank Balance 2024-2025	Bank Balance 2023-2024
TANGULBEI POLICE STATION	KCB BANK	1316904008	65,440	2,172,680
Tangulbei Secondary School	KCB BANK	1124800948	7,576	7,576
THE TIATY SCHOOL	KCB BANK	1311815279	861,664	1,059,213
TIATY WEST DEPUTY COMMISSIONERS OFFICE	KCB BANK	1335670505	1,443,050	
TOPLEN PRIMARY SCHOOL	KCB BANK	1339652986	262,575	
<b>Total</b>			<b>11,987,279</b>	<b>19,161,648</b>

**Annex 3: Progress On Follow Up of Auditor Recommendations**

The following is a summary of issues raised by the external auditor, management comments provided to the auditor, and subsequent progress made on resolving the issues.

Reference No. on the external audit Report	Issue / Observations from Auditor	Management comments	Status: (Resolved / Not Resolved)	Timeframe: (Put a date when you expect the issue to be resolved)
1	<p><b>Insufficiently supported disbursed Bursaries</b></p> <p>The statement of receipts and payments reflects other grants and transfers of Kshs 96,587,344 which, as disclosed in Note 8 to the financial statements, includes bursary payments to secondary schools and tertiary institutions amounting to Kshs 65,255,113. However, vetting reports, minutes of vetting committee meetings and supporting schedules indicating student's name, admission number, name of school or institution, amount awarded and cheque numbers were not provided for</p>	<p>All the documents are available. And could be availed once security situation improves. However, a schedule has been provided with all the details on payments.</p>	<p>Pending</p>	<p>30/9/2025</p>

*National Government Constituencies Development Fund (NGCDF)  
Tiaty Constituency  
Annual Report and Financial Statements for The Year Ended June 30, 2025*

Reference No. on the external audit Report	Issue / Observations from Auditor	Management comments	Status: (Resolved / Not Resolved)	Timeframe: (Put a date when you expect the issue to be resolved)
	<p>review.</p> <p>In the circumstances, the accuracy and completeness of bursary payments to secondary schools and tertiary institutions amounting to Kshs 65,255,113 could not be confirmed.</p>			
2	<p><b>Inaccurate Fixed Assets Register</b></p> <p>Annex 4 on summary fixed asset register reflects fixed assets with historical cost of Kshs. 22,923,939. However, the asset register provided for verification reflects a balance of Kshs. 20,648,871 resulting to an unreconciled variance of Kshs 2,275,068. In addition, the register does not show the serial numbers of office equipment and computers. Also, there are no valuation amounts of seven (7)</p>	<p>Our asset register is now fully updated and ready and could be availed once security situation improves. However, a schedule has been provided with all the details on payments.</p>	Pending	30/08/2025

*National Government Constituencies Development Fund (NGCDF)  
Tiaty Constituency  
Annual Report and Financial Statements for The Year Ended June 30, 2025*


Reference No. on the external audit Report	Issue / Observations from Auditor	Management comments	Status: (Resolved / Not Resolved)	Timeframe: (Put a date when you expect the issue to be resolved)
	<p>computers. Further, intangible assets were omitted in the register.</p> <p>In the circumstances, the completeness and accuracy of the fixed assets amounting to Kshs 22,923,939 could not be confirmed.</p> <p>The audit was conducted in accordance with International Standards for Supreme Audit Institutions (ISSAIs). I am independent of the National Government Constituencies Development Fund - Tiaty Constituency in accordance with ISSAI 130 on the Code of Ethics. I have fulfilled other ethical responsibilities in accordance with the ISSAI and in accordance with other ethical requirements applicable to performing audits of financial statements in Kenya. I believe that the</p>			

*National Government Constituencies Development Fund (NGCDF)  
Tiaty Constituency  
Annual Report and Financial Statements for The Year Ended June 30, 2025*

Reference No. on the external audit Report	Issue / Observations from Auditor	Management comments	Status: (Resolved / Not Resolved)	Timeframe: (Put a date when you expect the issue to be resolved)
	audit evidence I have obtained is sufficient and appropriate to provide a basis for my qualified opinion.			
3	<p><b>UNSUPPORTED FUEL EXPENDITURE</b></p> <p><b>Criteria</b></p> <p>Section 38 of the National Government Constituencies Development Fund Act, 2015 requires the officer of the Board in every constituency to compile and maintain a record showing all receipts, disbursements and actual expenditures on a monthly basis in respect of every project and sub-project. Further, Regulation 99 (3) of the Public Finance Management (National Government) Regulations, 2015 requires every entry in the accounts to be supported by a voucher or other approved document gazetted by the Cabinet</p>	<p>All supportive documents for the purchase NCGCDF Tiaty constituency fuel are now fully documented only awaits to be availed once the security situation in area stabilizes.</p>	Pending	30/08/2025

*National Government Constituencies Development Fund (NGCDF)  
 Tiaty Constituency  
 Annual Report and Financial Statements for The Year Ended June 30, 2025*

Reference No. on the external audit Report	Issue / Observations from Auditor	Management comments	Status: (Resolved / Not Resolved)	Timeframe: (Put a date when you expect the issue to be resolved)
	Secretary containing the full details, clear narrations and particulars of the item or items to which it relates			

..... 

ANDREW K. KIPTANUI  
 Fund Account Manager



