


REPUBLIC OF KENYA



PARLIAMENT
OF KENYA
LIBRARY

REPORT

THE NATIONAL ASSEMBLY
PAPERS LAID
DATE: 19 FEB 2026 DAY: Thurs
TABLED BY: Hon. Githanga Munira, MP
OF: PRODO ATABO

THE AUDITOR-GENERAL

ON

NATIONAL ASSEMBLY

FOR THE YEAR ENDED
30 JUNE, 2025



**THE NATIONAL ASSEMBLY
ANNUAL REPORT AND FINANCIAL STATEMENTS FOR THE
FINANCIAL
YEAR ENDED JUNE 30, 2025**

**Transitional IPSAS Financial Statements/Prepared in accordance with the
Accrual Basis of Accounting Method under the International Public Sector
Accounting Standards (IPSAS)**

The National Assembly
Annual Report and Financial Statements for the year ended 30th June 2025

The National Assembly

Annual Report and Financial Statements for the year ended 30th June 2025

TABLE OF CONTENTS

1.Acronyms and Glossary of Terms.....	iv
2.Key Parliamentary Service Commission Information And Management.....	vi
3.Statement By The Rt. Hon. Dr. Moses Wetang'ula, Egh, Mp, Speaker Of The National Assembly/ Chairman, Parliamentary Service Commission	xxi
4.Statement By Clerk Of National Assembly/Accounting Officer.....	xxiv
5.Statement of performance against predetermined objectives for the FY 2024/25.....	xxviii
6.Governance Statement.....	lxxii
7.Management Discussion and Analysis.....	lxxv
8.Environmental and Sustainability Reporting.....	lxxvi
9.Statement Of Management Responsibilities	lxxxii
10.Report Of The Independent Auditors Of The Financial Statements For The National Assembly.....	lxxxiii
11.Statement Of Financial Performance For The Period Ended 30 th June, 2025.....	1
12.Statement Of Financial Position As At 30 th June, 2025.....	2
13.Statement Of Changes In Net Assets For The Period Ended 30 th June, 2025	4
14.Statement Of Cash Flows For The Period Ended 30 th June, 2025.....	5
15.Statement Of Comparison Of Budget & Actual Amounts For Period Ended 30 th June, 2025.....	6
16.Notes To The Financial Statements	10
17.Other Important Disclosures	34
18.Progress On Follow Up Of Prior Years Auditor-General's Recommendations.	35
19.Appendices.....	39

The National Assembly
Annual Report and Financial Statements for the year ended 30th June 2025

Acronyms and Glossary of Terms

AIE	Authority to Incur Expenditure
AN-PBO	African Network of Parliamentary Budget Offices
BAC	Budget Appropriation Committee
BPS	Budget Policy Statement
CDL	Committee on Delegated Legislation
CFO	Chief Finance Officer
CIOC	Constitutional Implementation Oversight Committee
CNA	Clerk of National Assembly
COI	Committee on Implementation
CPD	Continuing Professional Development
CPST	Centre for Parliamentary Studies and Training
CRI	Committee on Regional Integration
DA&MW	Diaspora Affairs and Migrant Workers
DFA	Directorate of Finance and Accounting Services
DFAC	Decentralized Funds Accounts Committee
HAU	Head of Accounting Unit
ICPAK	Institute of Certified Public Accountants of Kenya
IPSAS	International Public Sector Accounting Standards
IPU	Inter-Parliamentary Union
LSK	Law Society of Kenya
MP	Member of Parliament
NA	National Assembly
NADCO	National Dialogue Committee
NCEO	National Cohesion and Equal Opportunity
NGCDF	National Government Constituencies Development Fund

The National Assembly

Annual Report and Financial Statements for the year ended 30th June 2025

NHIF	National Health Insurance Fund
NSSF	National Social Security Fund
OAG	Office of the Auditor General
OCOB	Office of the Controller of Budget
PAC	Public Accounts Committee
PBL	Parliamentary Broadcasting and Library
PBO	Parliamentary Budget Office
PBOM	Parliamentary Budget Office Model
PFM	Public Finance Management
PIC	Public Investments – Commercial Affairs & Energy
PIC CA&E	Public Investments – Governance & Education
PIC SS&AA	Public Investments – Social Services & Agriculture
PJS	Parliamentary Joint Services
PSASB	Public Sector Accounting Standards Board
PSC	Parliamentary Service Commission
SFAC	Special Funds Accounts Committee
SMS	Short Messaging Service
SNA	Speaker of National Assembly

The National Assembly

Annual Report and Financial Statements for the year ended 30th June 2025



1. Key Parliamentary Service Commission Information and Management

a) Background information

Article 93 of the Constitution of Kenya, 2010 established the Parliament of Kenya consisting of the National Assembly and the Senate. The National Assembly consists of 350 members, and the Senate consists of 68 members. This Chapter of the Constitution further spells out the roles, functions and other matters relating to membership and operations of Parliament.

Article 127 of the Constitution of Kenya, 2010 established the Parliamentary Service Commission (PSC) with a broad mandate, which includes providing services and facilities to ensure efficient and effective functioning of Parliament. The Parliamentary Service Commission is comprised of ten Commissioners and a Secretary and is responsible for general policy and strategic direction of the PSC.

Composition of the Commission for the financial year 2024/2025 was as follows:

	<p>Rt. Hon. (Dr.) Moses M. Wetang'ula, EGH, MP The Speaker of the National Assembly of Kenya and the Chairman of the Parliamentary Service Commission.</p>
	<p>Sen. Joyce Korir, MP Hon. Sen. Joyce Korir is the Vice Chairperson Parliamentary Service Commission, a member of the Tender and Procurement Committee and the Audit Committee of the Commission.</p>






The National Assembly

Annual Report and Financial Statements for the year ended 30th June 2025

	<p>Hon. Patrick Makau King'ola, EBS, MP Hon. Patrick Makau King'ola is a member of the Parliamentary Service Commission. He is the Chairperson of Security and Development committee of the Commission and also a member of the Tender and Procurement Committee and Audit Committee of the Commission.</p>
	<p>Hon. Mishi Juma Khamisi Mboko, CBS, MP Hon. Mishi Juma Khamisi Mboko is a member of the Parliamentary Service Commission. She is the Chairperson of The Information and Public Communication Committee and a member of the Tender and Procurement Committee of the Commission.</p>
	<p>Hon. Faith Wairimu Gitau, MP Hon. Faith Wairimu Gitau is a member of the Parliamentary Service Commission. She is the Chairperson of the Tender and Procurement Committee and a member of the Audit Committee of the Commission.</p>
	<p>Sen. Erick Okongo Mogeni, SC, MP Sen. Erick Okongo Mogeni is a member of the Parliamentary Service Commission. He is a member of the Tender and Procurement, and Finance Committee of the Commission.</p>

The National Assembly

Annual Report and Financial Statements for the year ended 30th June 2025

	<p>Hon. Mohamed Ali Mohamed, HSC, MP Hon. Mohamed Ali Mohamed is the Chairperson of the Staff Welfare Committee and is a member of Tender and Procurement Committee and the Finance Committee of the Commission.</p>
	<p>Sen. Wahome Wamatinga, MP Hon. Wahome is Member of the Parliamentary Service Commission. He is a member of the Tender and Procurement and Finance Committee of the Commission.</p>
	<p>Hon. Johnstone Muthama Hon. Johnstone Muthama is the Chairperson of the Audit Committee of the Commission.</p>
	<p>Hon. Rachel Ameso Hon. Ameso is a Member of the Parliamentary Service Commission. She is a member of the Tender and Procurement and Finance Committee of the Commission.</p>
	<p>Mr. Jeremiah M. Nyegenye, CBS Clerk of the Senate /Secretary to Parliamentary Service Commission and the Accounting Officer of the Parliamentary Service Commission and The Senate votes.</p>

The National Assembly

Annual Report and Financial Statements for the year ended 30th June 2025

i) Activities

As per Article 127 (6) of the Constitution, the Commission is responsible for: -

- (a) Providing services and facilities to ensure the efficient and affective functioning of Parliament;
- (b) Constituting offices in the Parliamentary Service, and appointing and supervising office holders;
- (c) Preparing Annual Estimates of Expenditure of the Parliamentary Service and submitting them to the National Assembly for approval, and exercising Budgetary Control over the Service;
- (d) Undertaking, singly or jointly with other relevant Organisations, Programmes to promote the ideals of Parliamentary Democracy; and
- (e) Performing other functions: -
 - Necessary for the well-being of the Members and Staff of Parliament; or
 - Prescribed by National Legislation

(i) Vision of Parliament

Democratic and people-centered Parliament.

(ii) Mission

To facilitate Members of Parliament to efficiently and effectively discharge their constitutional mandate of representation, legislation and oversight.

(iii) Core Values

- Professionalism
- Impartiality
- Responsiveness
- Integrity and Accountability

(iv) Cooperation and Consultation Inclusiveness.

Strategic goals/objectives

- i. To improve the process of representation, legislation and oversight
- ii. To strengthen the capacity of Members of Parliament to execute their constitutional mandate
- iii. To mainstream monitoring and evaluation for legislation and oversight
- iv. To strengthen knowledge and evidence-based decision making in the legislature
- v. To strengthen the capacity of staff to facilitate Members in discharging their constitutional duties in an effective and efficient manner

The National Assembly

Annual Report and Financial Statements for the year ended 30th June 2025

- vi. To enhance the involvement of the public in legislation and oversight
- vii. To strengthen parliamentary diplomacy, partnerships and linkages
- viii. To enhance parliamentary outreach and promote ideals of parliamentary democracy
- ix. To enhance automation of all systems and processes core to operations of Parliament for efficient service delivery
- x. To mobilize sufficient financial resources to fund parliamentary programs
- xi. To enhance efficiency in procurement of goods and services
- xii. To enhance efficiency in resource utilization, monitoring and evaluation.

The following is a breakdown of each Strategic Pillar in the PSC Strategic Plan (2019-2030) and the Directorates/Departments in the National Assembly that implement it:

Strategic Pillar (SP)		Strategic Objective (SO)		Implementing Unit
SP 1	Effective Representation, Legislation and Oversight	SO 1	To improve the process of representation, legislation and oversight.	<ul style="list-style-type: none"> • Office of the Speaker, NA • Clerk's Office, NA • Directorate of Legislative & Procedural Services • Directorate of Committee Services • Directorate of Legal Services
		SO 2	To strengthen the capacity of Members of Parliament to execute their constitutional mandate.	<ul style="list-style-type: none"> • Clerk's Office, NA • Directorate of Legislative & Procedural Services • Directorate of Departmental Committee Services • Directorate of Audit, Appropriations and Other Select Committees. • Directorate of Legal Services • Parliamentary Budget Office

The National Assembly

Annual Report and Financial Statements for the year ended 30th June 2025

		SO 3	To strengthen devolution and the capacity of devolved Units and constituency offices.	<ul style="list-style-type: none"> • Clerk’s Office, NA • Constituency Liaison Office • Directorate of Legal Services
		SO 4	To mainstream monitoring and evaluation for legislation and oversight.	<ul style="list-style-type: none"> • Clerk’s Office, NA • Parliamentary Budget Office • Directorate of Departmental Committee Services • Directorate of Audit, Appropriations and Other Select Committees.
		SO 5	To strengthen knowledge and evidence-based decision making in the legislature.	<ul style="list-style-type: none"> • Clerk’s Office, NA • Directorate of Legislative & Procedural Services • Directorate of Departmental Committee Services • Directorate of Audit, Appropriations and Other Select Committees. • Directorate of Legal Services
SP 2	Excellence in Service delivery	SO 7	To institutionalize performance management systems across the Parliamentary Service.	<ul style="list-style-type: none"> • Clerk’s Office, NA
		SO 8	To strengthen the capacity of staff to facilitate Members in discharging their constitutional duties in an	<ul style="list-style-type: none"> • Clerk’s Office, NA

The National Assembly

Annual Report and Financial Statements for the year ended 30th June 2025

			effective and efficient manner.	
		SO 10	To enhance staff wellness for efficient service delivery.	<ul style="list-style-type: none"> • Clerk’s Office, NA
SP 3	Public Trust	SO 11	To enhance the involvement of the public in legislation and oversight.	<ul style="list-style-type: none"> • Clerk’s Office, NA • Directorate of Legislative & Procedural Services • Directorate of Departmental Committee Services • Directorate of Audit, Appropriations and Other Select Committees. • Directorate of Legal Services
		SO 12	To strengthen parliamentary diplomacy, partnerships and linkages.	<ul style="list-style-type: none"> • Office of the Speaker, NA • Clerk’s Office, NA • Directorate of Legislative & Procedural Services
		SO 13	To enhance parliamentary outreach and promote ideals of parliamentary democracy.	<ul style="list-style-type: none"> • Office of the Speaker, NA • Clerk’s Office, NA • Outreach, Wellness and Sports Committees • Directorate of Legislative & Procedural Services • Directorate of Departmental Committee Services • Directorate of Audit, Appropriations and Other Select Committees. • Directorate of Legal Services

The National Assembly

Annual Report and Financial Statements for the year ended 30th June 2025

SP 4	Embrace and Implement and E-Parliament	SO 14	To enhance automation of all systems and processes core to operations of Parliament for	<ul style="list-style-type: none"> • Clerk’s Office, NA • Directorate of Legislative & Procedural Services • Directorate of Hansard & Audio Services
-------------	--	--------------	---	---

			Efficient service delivery.	
		SO 15	To leverage on ICT in all processes and operations of Parliament.	<ul style="list-style-type: none"> • Clerk’s Office, NA • Directorate of Legislative & Procedural Services • Directorate of Hansard & Audio Services
SP 6	Provision of Modern Facilities and Secure Working Environment for Members and Staff of Parliament	SO 19	To provide adequate facilities for Members and staff of Parliament.	<ul style="list-style-type: none"> • Clerk’s Office, NA • Directorate of Serjeant-at-Arms

Role of Stakeholders

Stakeholder	Role
Members of Parliament	Make laws and policies, oversee the spending of public expenditure, and represent the people’s interests.
Staff of the Commission	Improve service delivery to the Members of Parliament and other clientele in implementation of the programs of the Commission.
The Public	Participate in the parliamentary processes.
Government Ministries, Departments and Agencies (MDAs)	Implement the laws that have been passed by Parliament, provide information to Parliament for informed decision making.
County Governments	Prudently use resources at the county levels.

The National Assembly

Annual Report and Financial Statements for the year ended 30th June 2025





Private Sector	To adhere to the laws in place, give a feedback and regular engagement on areas that require enhanced oversight.
----------------	--

The National Assembly

Annual Report and Financial Statements for the year ended 30th June 2025


2. Key Management

The day-to-day management of the institution of Parliament is undertaken by the Parliamentary Service Commission and the Board of Senior Management. The Composition of the Board of Senior Management is as follows: -

	<p>Mr. Jeremiah M. Nyegenye, CBS</p> <p>Clerk of the Senate/Secretary to Parliamentary Service Commission and the Accounting Officer of the Parliamentary Service Commission and the Senate votes.</p>
	<p>Mr. Samuel J. Njoroge, CBS</p> <p>Member/Clerk of the National Assembly/Accounting Officer of the National Assembly.</p>
	<p>Mr. Clement Nyandiere, EBS</p> <p>Member/Director General, Parliamentary Joint Service/Accounting Officer of the Parliamentary Joint Services.</p>
	<p>Mr. Mohamed Ali Mohamed, MBS</p> <p>Member/Deputy Clerk-Senate</p>





The National Assembly

Annual Report and Financial Statements for the year ended 30th June 2025

	<p>Ms. Eunice Wanjiku Gichangi, MBS Member/Deputy Clerk-Senate</p>
	<p>Ms. Serah M. Kioko, MBS Member/Deputy Clerk-National Assembly</p>
	<p>Mr. Jeremiah W. Ndombi, MBS Member/Deputy Clerk-National Assembly</p>
	<p>Dr. Martin M. Masinde, OGW Member/Director-Parliamentary Budget Office</p>
	<p>Prof. Nyokabi Kamau, EBS Member/Executive Director- Centre for Parliamentary Studies and Training (CPST)</p>

The National Assembly

Annual Report and Financial Statements for the year ended 30th June 2025

	<p>Ms. Joan Awinja Member /Ag. Director – Human Capital and Administrative Services</p>
	<p>Mr. Steve Apopo Member - Director, Speaker's Office (National Assembly)</p>
	<p>Mr. Joel K. Irungu, OGW Member - Director, Finance and Accounting Services</p>
	<p>Mr. Anthony Njoroge, OGW Member/Director-Litigation and Compliance</p>

The National Assembly
Annual Report and Financial Statements for the year ended 30th June 2025

National Assembly Board of Management

Mr. Samuel Njoroge, CBS - Clerk of the National Assembly (Chairman)

Ms. Serah Kioko, MBS - Deputy Clerk

Mr. Jeremiah Ndombi, MBS - Deputy Clerk

Dr. Martin Masinde, OGW - Director Parliamentary Budget Office

Ms. Florence Abonyo, OGW - Director, A, A & General-Purpose Committees

Ms. Vane Akama - Director, Legal Services

Mr. Peter Chemweno - Director, Departmental Committees

Ms. Ann Wambui, OGW - Director Hansard & Audio Services-up to February 2025

Mr. Aloisio Lekulo, OGW - Chief Serjeant-At-Arms

Mr. Sheriffsam Mwendwa, OGW - Director, Litigation & Compliance Services

Mr. Dishon Nyaga - Director, Liaison & Auxiliary Affairs

Mr. Stephen Apopo - Director, Speaker's Office

Mr. Kipkemoi arap Kirui - Ag. Director, Legislative & Procedural Services

Mr. Peter Meikoki - D/Director, Finance and Accounting (Vote 2042)

Mr. Kennedy Malinda - Chief Procurement Officer (Vote 2042)

Dr. Kefa Omoti - Chief Research Officer

Mr. Robert Masongo - Ag. Hospitality Manager

(b) Fiduciary Management

The key management personnel who held office during the financial year ended 30th June 2025 and who had direct fiduciary responsibility was:

Mr. Samuel J. Njoroge - The Accounting Officer and Clerk of the National Assembly

The National Assembly

Annual Report and Financial Statements for the year ended 30th June 2025

(c) Fiduciary Oversight Arrangements

(i) Audit and Finance Committee activities: -

- Committee of the Commission on Finance – Budget and Finance approval and analysis.
- Committee of the Commission on Tender and Procurement, which oversees tendering and procurement matters.

Finance

- Hon. Mohamed Ali Mohamed, HSC, MP– **Chairperson**
- Sen. Erick Okongo Mogeni, SC, MP
- Hon. Rachel Ameso
- Hon. Patrick M. King’ola, EBS, MP
- Hon. Johnstone N. Muthama, CBS

Audit Committee

- Hon. Johnstone N. Muthama–**Chairperson**
- Hon. Joyce Korir, MP
- Hon. Faith Wairimu Gitau, MP

Tender and Procurement

- Hon. Mishi Juma Mboko, MP– **Chairperson**
- Hon. Rachel Ameso
- Hon. Mohamed Ali Mohamed, HSC, MP
- Hon. Wahome Wamatinga, MP
- Hon. Johnstone N. Muthama, CBS

(ii) Parliamentary Committee Activities

- Public Accounts Committee, which deals with reports of National Entities.
- Budget and Appropriation Committee, which examines and oversees the budget and the use of public resources.
- Other oversight activities.

Several Departmental Committees deal with specific sectors or entities. There are also Ad-hoc committees which are formed when needed.

(d) Headquarters

National Assembly P.O. Box 41842-
00100 Parliament Building Parliament
Road Nairobi, KENYA
Contacts

Telephone: (+254) 2221291

The National Assembly

Annual Report and Financial Statements for the year ended 30th June 2025

E-mail cna@parliament.go.ke

Website www.parliament.go.ke

(e) Bankers

Central Bank of Kenya
Haile Selassie
Avenue
P.O. Box 60000
City Square 00200
NAIROBI, KENYA

(f) Independent Auditors

Auditor - General
Office of The Auditor General
Anniversary Towers, University Way
P.O. Box 30084 GPO 00100
NAIROBI, KENYA

(g) Principal Legal Adviser

Director Litigation and Compliance
National Assembly
Parliament road
P.O. Box 41842
G.P.O 00100
NAIROBI – KENYA

The National Assembly

Annual Report and Financial Statements for the year ended 30th June 2025

3. Statement by the Rt. Hon. Dr. Moses Wetang'ula, EGH, MP, Speaker of the National Assembly/ Chairman, Parliamentary Service Commission

It is my honour and privilege to present the annual financial report of the National Assembly of Kenya for the financial year 2024/2025, a document that exemplifies our dedication to transparency, accountability, and the responsible stewardship of public resources. As we navigate the intricate landscape of financial management, this report outlines the achievements and milestones that underscore our commitment to fulfilling our legislative, representation, and oversight mandates.

This Statement, highlighting specific activities undertaken under the key thematic areas by the National Assembly during the Financial Year 2024- 2025, is made in compliance with Section 81(2)(f) of the Public Finance Management Act, 2012. This provision requires, that at the end of each financial year, when preparing financial statements of each National Government entity in accordance with the standards and formats prescribed by the Public Sector Accounting Standards Board, the Accounting Officer includes a statement of the national government entity's performance against predetermined objectives.

The Parliamentary Service Commission is established as a Constitutional Commission under Article 127 of the 2010 Constitution. The same Article provides that the Commission is responsible for, among other things, providing services and facilities to ensure the efficient and effective functioning of Parliament; constituting offices in the Parliamentary Service and appointing and supervising office holder in those offices; preparing annual estimates of expenditure for submission to the National Assembly and exercising budgetary control over the Service; and perform such other functions as may be necessary for the wellbeing of the Members of Parliament.

The National Assembly, being one of the Services and a reporting entity under the Parliamentary Service Commission, derives its mandate from Article 95 of the Constitution of Kenya, 2010. Broadly, the roles of the National Assembly are Representation, Oversight and National legislation. The Members of Parliament of the National Assembly play the following roles:

represent the people of the constituencies and special interests in the National Assembly, enact and amend laws and oversight the Executive arm of Government.

The National Assembly

Annual Report and Financial Statements for the year ended 30th June 2025

The National Assembly implements one programme known as National Legislation, Representation and Oversight whose main objective is to strengthen the legislative capacity, oversight and representation function of the National Assembly. Over the years the Vote has received its funding from the National Treasury which has enabled us to deliver service efficiently and effectively.

The National Assembly is at the heart of our country's democratic ethos. It is here that visionary laws are enacted, and ultimately passed to shape Kenya's trajectory. In the year under review, our legislative pursuits have yielded transformative bills that address critical societal issues. These legislative accomplishments stand as a testament to our dedication to advancing the welfare of our fellow citizens and upholding the sanctity of the rule of law.

Furthermore, central to our mandate is the representation of the diverse voices that constitute the sovereignty of our nation. Throughout the year, the National Assembly has steadfastly upheld this vital role, fostering vibrant dialogues and meaningful engagements with the people we serve. Through public participation meetings, petitions, consultations, and collaborative initiatives, we have endeavored to create a platform where citizens' aspirations are heard, their concerns addressed, and their contributions valued. This commitment to participatory democracy has deepened our bond with the people and reaffirmed our commitment to their welfare.

A cornerstone of our mandate, in exercising the sovereign power on behalf of the people, as espoused in Article 1 of the Constitution of Kenya, 2010, is our role in scrutinizing and overseeing the executive branch of government. Over the past financial year, our oversight function has taken centre stage, demonstrated by diligent committee inquiries and meticulous evaluations of public expenditures. By fulfilling this duty, we ensure that public funds are allocated judiciously, with a steadfast commitment to transparency and accountability. These endeavours reflect the Assembly's resolve to stand as a sentinel of good governance, promoting the efficient utilization of public resources for the greater good.

This annual financial report not only encapsulates our monetary transactions but also embodies our commitment to the principles that guide our actions. It reflects the values of prudent fiscal management, efficient resource allocation, and an unyielding commitment to the people's welfare. It is a testament to the collective effort of the National Assembly, our

The National Assembly


Annual Report and Financial Statements for the year ended 30th June 2025

dedicated staff, and our stakeholders in upholding the tenets of democracy and public service.

In conclusion, this financial report is a reflection of our journey - a journey marked by achievements, challenges, and an unrelenting dedication to our nation's progress. As we celebrate our successes, let us remain steadfast in our pursuit of excellence, cognizant of the work that lies ahead. I extend my deepest gratitude to the Members of the National Assembly, our committed staff, and our valued stakeholders for their unwavering support. Together, we shall continue to navigate the path of progress, guided by the principles that define our democratic institution.

Pursuant to Article 254(1) of the Constitution of Kenya, 2010, the National Assembly will be submitting its report for the financial year 2024/2025 to the President and to Parliament. This Annual Report comprehensively outlines the National Assembly's key achievements in the implementation of its strategic objectives towards the attainment of its vision of a Democratic and People-Centred Parliament. The Report also outlines challenges experienced during the implementation and makes recommendations, both operational and of policy nature that address these challenges.

This Statement summarizing the achievements made by the National Assembly during the financial year 2024/2025 is submitted in compliance with the new requirements of financial reporting by the National Treasury.

.....

The Rt. Hon. (Dr.) Moses F. M. Wang'ula, EGH, MP,
Speaker of the National Assembly/ Chairman, Parliamentary Service
Commission.

The National Assembly

Annual Report and Financial Statements for the year ended 30th June 2025

4. Statement By Clerk of the National Assembly/Accounting Officer

1. The National Assembly is established under Article 93 of the Constitution of Kenya, 2010 as one of the Houses of Parliament. Broadly, Article 95 of the Constitution of Kenya, 2010 provides for the roles of the National Assembly which include—
 - (1) Representing the people of the constituencies and special interests;
 - (2) Deliberating on and resolving issues of concern to the people;
 - (3) Enacting legislation in accordance with the Constitution of Kenya, 2010;
 - (4) Determining the allocation of national revenue between the levels of government;
 - (5) Appropriating funds for expenditure by the national government and other national State organs, and exercising oversight over national revenue and its expenditure; and
 - (6) Reviewing the conduct of State officers and exercising oversight of State organs.
2. In carrying out its constitutional role, the National Assembly, under Vote 2042, implements the programme, National Legislation, Representation and Oversight, whose main objective is to strengthen the legislative, oversight and representation functions of the National Assembly.
3. Over the years, the Vote has received its funding from the National Treasury which has enabled the National Assembly to efficiently and effectively deliver on its mandate. Vote 2042 is vested with the following mandates:
 - (a) Processing of Bills, Motions, Statements, Messages and Petitions;
 - (b) Institutionalization of Parliament's participation in international fora and national events e.g., Commonwealth Parliamentary Association, Great Lakes Region, and National Prayer Breakfast;
 - (c) Capacity building for Members and Committees;
 - (d) Capacity building for staff;
 - (e) Public participation in the budget making process and other engagements in line with Article 119 of the Constitution of Kenya, 2010;
 - (f) Provision of modern facilities, general supplies and secure working environment e.g., fumigation, contracted security personnel, cleaning and collection of garbage;

The National Assembly

Annual Report and Financial Statements for the year ended 30th June 2025

- (g) Acquisition of specialized materials and supplies e.g., uniforms;
- (h) Routine maintenance of vehicles, buildings, plant, machinery and equipment;
- (i) Establishment of Bunge gardens and rehabilitation of restaurant gardens;
- (j) Revamp catering facility;
- (k) Leverage on ICT in management of information through automation of systems –Committees, Hansard and digitization of external and internal correspondences;
- (l) Live broadcasting of committees;
- (m) Purchase of motor vehicles to enhance service delivery;
- (n) Outreach, wellness and sports programmes;
- (o) Parliamentary outreach programmes e.g., Speakers Roundtable with the Kenya Private Sector Alliance (KEPSA), Kenya Association of Manufacturers (KAM), Editor’s Guild, Media Council and Kenya Parliamentary Journalists Association (KPJA).

During the reporting period, the National Assembly considered various legislative instruments including bills, motions, statements among others as follows.

- (a) 101 Bills which are at various legislative stages as follows:
 - 21 National Assembly Bills Passed and referred for assent;
 - 19 National Assembly Bills passed and referred to the Senate;
 - 8 Senate Bills referred to the National Assembly; and
 - Other Bills are under different stages of consideration
 - (b) considered 83 Statutory Instruments out of which 60 were approved
 - (c) 437 Statements were requested and/or made in the National Assembly
 - (d) considered 221 Motions out of which 151 were adopted
 - (e) considered 10 Treaties, Agreements and Protocols of which 4 were approved for ratification
 - (f) considered 4 Sessional Papers out of which 2 were approved
4. The Directorate of Audit, Appropriations and General-Purpose Committees provides administrative services in supporting Committees of the National

The National Assembly

Annual Report and Financial Statements for the year ended 30th June 2025

Assembly to execute their constitutional mandate as outlined in Articles 94 and 95 of the Constitution of Kenya. These committees are instrumental in executing key functions such as reviewing national budget estimates, appropriating public funds, examining audit reports, and overseeing the use of national revenue to ensure accountability, transparency, and effective governance across all sectors.

5. The Committees under the Audit, Appropriations and General-Purpose Directorate whose activities, outputs, and outcomes are contained in this report are listed in table 1 below:

Table 1: Committees Facilitated by the Audit, Appropriations and General-Purpose Directorate of the National Assembly

Cluster	Committee Name
National Government & Appropriations Committees	1) Public Accounts Committee (PAC)
	2) Decentralized Funds Accounts Committee (DFAC)
	3) Special Funds Accounts Committee (SFAC)
Public Investments Committees	4) Public Investments Committee on Governance and Education
	5) Public Investments Committee on Commercial Affairs and Energy
	6) Public Investments Committee on Social Services, Administration and Agriculture
	7) Public Debt and Privatization Committee
Statutory Committees	8) Committee on Delegated Legislation
	9) Constitutional Implementation Oversight Committee (CIOC)
	10) Committee on National Cohesion and Equal Opportunity

The National Assembly

Annual Report and Financial Statements for the year ended 30th June 2025

Cluster	Committee Name
General Purpose Committees	11) National Government Constituencies Development Fund Committee
	12) Committee on Selection
	13) Committee on Appointments
	14) Committee on Members Services and Facilities
	15) Committee on Parliamentary Broadcasting and Library
	16) Liaison Committee
Other Select Committees	17) Committee on Implementation
	18) Diaspora Affairs and Migrant Workers Committee
	19) Committee on Regional Integration

The National Assembly

Annual Report and Financial Statements for the year ended 30th June 2025

**5. Statement of Performance Against Predetermined Objectives for the FY
2024/25**

5.1 Directorate of Audit, Appropriations and General-Purpose Committees

5.1.1 Strategic Pillar I: Effective Representation, Legislation and Oversight

1. This Strategic Pillar is dedicated to promoting the effectiveness of Members of Parliament in executing their constitutional responsibilities as outlined in Articles 94 and 95 of the Constitution of Kenya. It emphasizes the importance of strengthening the capacity of members of parliament and other support mechanisms to enhance service delivery to citizens. Additionally, it aims to institutionalize monitoring and evaluation practices and promote the use of knowledge and evidence-based approaches in parliamentary decision-making.
2. The key Strategic Objectives under this Pillar are:
 - a) **Strategic Objective 1:** To improve the process of representation, legislation and oversight
 - b) **Strategic Objective 2:** To strengthen the capacity of Members of Parliament to execute their constitutional mandate
 - c) **Strategic Objective 3:** To strengthen devolution and the capacity of devolved units and constituency offices.
 - d) **Strategic Objective 4:** To Strengthen Knowledge and Evidence-Based Decision Making in the Legislature.

Activities /Services Offered

3. Outlined below are key activities implemented by the Committees supported by the Directorate during the 2024/2025 financial year in line with its mandate. These activities reflect the Directorate's contribution to enhancing the effectiveness of parliamentary operations and strengthening institutional performance across all relevant committees. They include:
 - a) **Reconstitution of Committees**
4. The Committee on Selection oversaw the successful **reconstitution of 38 Parliamentary Committees (18 Committees** (whose terms had lapsed, in accordance with the Standing Orders and the operational timelines of the National Assembly) **under**

The National Assembly

Annual Report and Financial Statements for the year ended 30th June 2025

Audit, Appropriations and General-Purpose Committees and 20 Departmental Committees). This exercise was crucial in ensuring the continued execution of the oversight, budgetary, and legislative mandates of the House. The reconstituted committees are listed in the table below:

DEPARTMENTAL COMMITTEES	COMMITTEES RECONSTITUTED	SESSIONAL COMMITTEES
<ol style="list-style-type: none">1. Administration and Internal Security2. Agriculture and Livestock3. Blue Economy, Water and Irrigation4. Communication, Information and Innovation5. Defence, Intelligence and Foreign Relations6. Education7. Energy8. Environment, Forestry and Mining9. Social Protection10. Finance and National Planning11. Labour12. Health13. Lands14. Justice and Legal Affairs15. Regional Development16. Sports and Culture17. Tourism and Wildlife18. Trade, Industry and Cooperatives19. Housing, Urban Planning and Public Works20. Transport and Infrastructure	<p>DIRECTORATE OF AUDIT, APPROPRIATIONS AND GENERAL PURPOSE COMMITTEES</p> <ol style="list-style-type: none">1. Public Accounts Committee2. Decentralized Funds Accounts Committee3. Special Funds Accounts Committee4. Public Investments – Governance & Education5. Public Investments – Commercial Affairs & Energy6. Public Investments – Social Services & Agriculture7. Public Debt and Privatization8. Delegated Legislation9. Constitutional Implementation Oversight10. National Cohesion and Equal Opportunity11. National Government Constituencies Development Fund12. Parliamentary Broadcasting and Library13. Budget Appropriation Committee14. Implementation Committee15. Diaspora Affairs and Migrant Workers16. Public Petitions Committee	<ol style="list-style-type: none">1. Members Services and Facilities2. Powers and Privileges

Figure 1: Reconstituted Committees in FY 2024/2025

b) Election of chairpersons and vice chairpersons

During the reporting period, the Directorate facilitated the election of Chairpersons and Vice-Chairpersons for sixteen (16) committees under its purview on **12th March, 2025**. The elections were conducted in strict adherence to the provisions of Standing Orders 179 and the established parliamentary procedures, thereby enhancing the capacity of committees to effectively discharge their oversight, legislative, and representative functions.

c) Number of sittings

In accordance with Standing Order 186(1) of the National Assembly Standing Orders, which requires Select Committees to meet at least once every two months, the committees under the Directorate conducted a total of **eight hundred and twenty (820)** Sittings during the financial year under review.

d) Number of bills

The Directorate facilitated Committees under its mandate to consider three Bills namely; the Statutory Instruments (amendment) Bill, 2023, the National Cohesion Bill, 2023

The National Assembly

Annual Report and Financial Statements for the year ended 30th June 2025

(National Assembly Bill no 74 of 2023) and the Public Participation Bill, 2023 (National Assembly Bill no 52 of 2023).

e) Reports

i. Reports Considered

Committees under the Directorate of Audit, Appropriations and General Purpose considered a total of **six hundred and forty eight (648) reports** during the period under review. These reports covered a broad range of subjects within the committees' mandates, including reports of the Auditor General on the financial performance of Ministries, State Departments, Agencies, Constitutional Commissions and National Government Funds. Table 2 highlights the breakdown of the reports considered per Committee:

Committee Name	Number of Reports Considered
Public Accounts Committee	39
Special Funds Accounts Committee	60
Decentralized Funds Accounts Committee	439
Public Investments Committee on Governance and Education	96
Public Investments Committee on Commercial Affairs and Energy	12
Public Investments Committee on Social Services, Administration and Agriculture	2
TOTAL	648

The National Assembly

Annual Report and Financial Statements for the year ended 30th June 2025

Table 2: A breakdown of committee reports considered by Audit committees

ii. Reports tabled

During the Financial Year 2024/2025, Committees under the Directorate of Audit, Appropriations and General-Purpose Committees tabled a total of **forty-seven (47)** reports in the House. These reports were outcomes of extensive deliberations, inquiries, and engagements on key national issues including audit reports, public financial accountability, legislative scrutiny, inquiries, budget estimates, consideration of Bills, implementation status of House resolutions, and petitions. The tabling of these reports not only fulfilled constitutional and procedural obligations, but also contributed to enhanced transparency, oversight, and the strengthening of Parliament’s roles of oversight and representation.

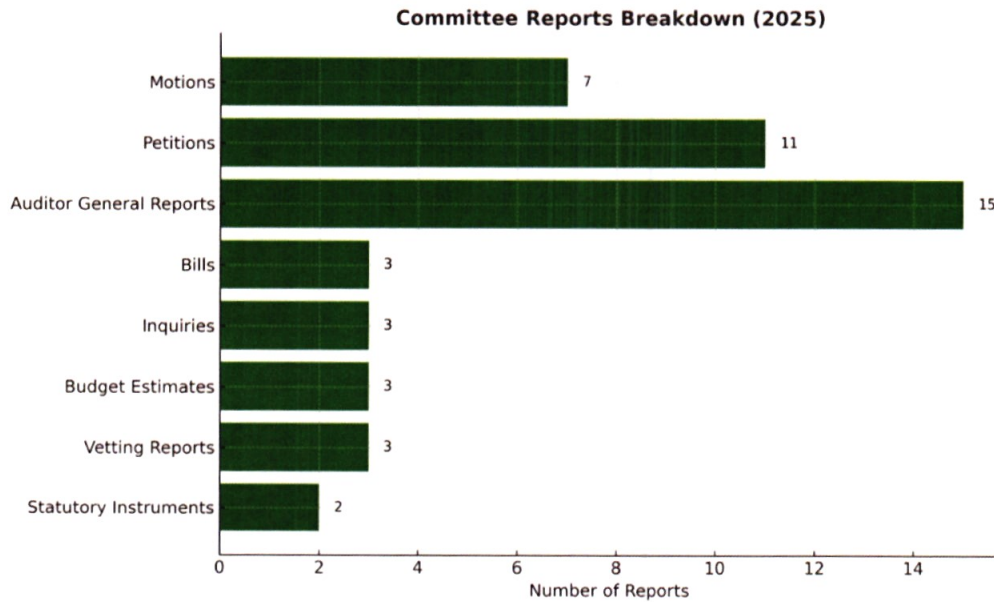


Figure 2: Breakdown of reports tabled within the Directorate of Audit Appropriation and General-Purpose Committees

f) Local retreats

During the period under review, the Directorate of Audit, Appropriations and General-Purpose Committees facilitated a total of **forty-seven (47)** local retreats for committees under its purview. These sessions provided dedicated time for committees to focus on their legislative, oversight, and representative roles. Members focused on committee-related mandates, developed and finalized reports for tabling in the House, engaged with

The National Assembly

Annual Report and Financial Statements for the year ended 30th June 2025

stakeholders and aligned their activities with the broader priorities of the National Assembly as mandated under Article 95 of the Constitution.

Workshops/Retreats	Committee(s)
6	National Government Constituencies Development Fund Committee
4	Decentralized Funds Accounts Committee
3	Special Funds Accounts Committee (SFAC), Public Investments Committee on Social Services, Administration and Agriculture, Constitutional Implementation Oversight Committee, Committee on Implementation and Liaison Committee
2	Public Accounts Committee, Public Investments Committee on Governance and Education, Public Investments Committee on Commercial Affairs and Energy, Public Debt & Privatization, Parliamentary Broadcasting & Library, Committee on Diaspora Affairs & Migrant Workers, Committee on Regional Intergration Committee on National Cohesion and Equal Opportunity
1	Committee on Delegated Legislation, Committee on Members Services and Facilities
47	TOTAL

Table 3: Summary of Workshops and Retreats Held by Committees, Categorized by Frequency of Engagement.

The National Assembly

Annual Report and Financial Statements for the year ended 30th June 2025

g) Foreign visits/Foreign delegations

The period under review featured significant engagement by Committees under the Directorate participating in a total of **thirty-eight (38)** foreign visits. These visits provided Members with opportunities for engaging in parliamentary diplomacy, benchmarking on best international practices, and capacity building opportunities in various areas in line with the Constitutional mandate. The experiences gained contributed to strengthening the overall performance of parliamentary committees.

h) Inspection visits

Committees under the Directorate conducted a total of Seventeen **[17] inspections and field visits** in support of their oversight mandates. These visits provided Members with the opportunity to verify the status of government-funded projects, assess compliance with approved budgets and policies, and gather firsthand information to inform evidence-based reporting and recommendations to the House.

i) Stakeholder Engagement

The Directorate facilitated a total of thirty-four **[34] stakeholder engagements** to support the work of committees. These sessions provided Members with expert input, sector-specific insights, and relevant data to inform deliberations on legislative matters. The engagements enhanced the quality of committee outputs and strengthened collaboration with stakeholders in the execution of Parliament's oversight, legislative, and representation roles.



Figure 3: Committee Members of National Cohesion and Equal Opportunity during the peace dialogue forum in Kilifi County and Laikipia County

The National Assembly

Annual Report and Financial Statements for the year ended 30th June 2025

j) Inquiry by committees

The directorate facilitated two committees to undertake inquiries: the Committee on National Cohesion and Equal Opportunity conducted inquiries into employment diversity in line with Article 234 of the Constitution and Section 7 of the National Cohesion and Integration Act and procurement

reservation in line with Section 157(5) of the Public Procurement and Asset Disposal Act 2015 across 20 public institutions. In addition, Committee on Delegated Legislation conducted an inquiry into the irregular and illegal grant of tax exemptions to a company under the special operating framework agreement.

k) Follow up on Implementation Status

The Directorate facilitated the Committee on Implementation to follow up on the implementation status of House resolutions pursuant to Standing Orders 209(2) of the National Assembly Standing Orders. The Committee concluded a total of twenty (20) individual reports contained in the Third Omnibus Report on implementation status of various House resolutions. These resolutions were made on 4 Motions, 5 Petition Reports, 1 statement, 1 inquiry Report and 9 Audit Reports.

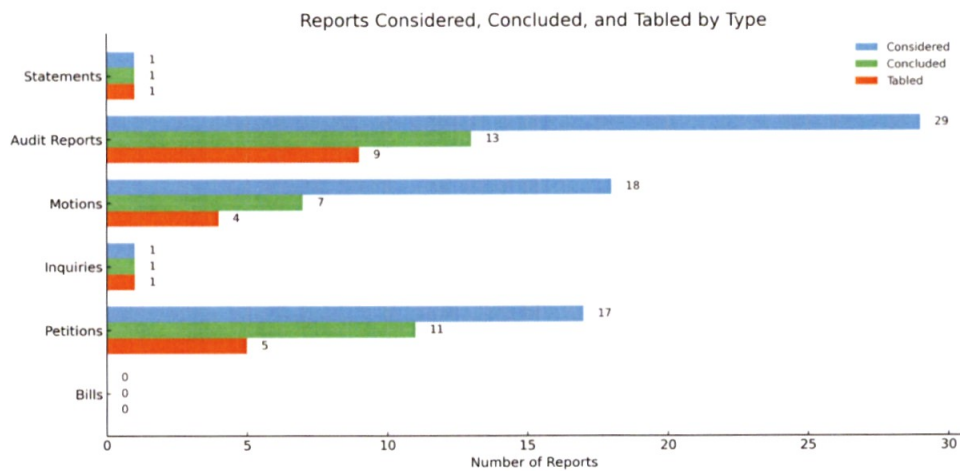


Figure 4: Comparison of Reports considered and concluded by Type – with Follow-up of House Resolutions

The National Assembly

Annual Report and Financial Statements for the year ended 30th June 2025

l) Approval hearings and vetting

The Directorate supported the Committee on Appointments to conduct a total of **twenty-six (26)** approval hearings and vetting of nominees for appointment as Cabinet Secretaries and **one** approval hearing for the Attorney-General of the Republic of Kenya. Consequently, four (4) reports on the approval hearings of nominees for appointment to the various portfolios were tabled and adopted by the House.

m) Statutory Instruments

The Directorate facilitated the Committee on Delegated Legislation to scrutinize eighty-three (83) Statutory Instruments and twenty-one (21) Draft Statutory Instruments. A total of sixty (60) Statutory Instruments were approved in line with the National Assembly Standing Order 210(4)(a). Further the Committee tabled two (2) reports on statutory instruments for consideration and approval by the House as required by the enabling legislation.

n) Liaison Committee

The Directorate facilitated the Liaison Committee to guide and coordinate the operations and mandates of all Committees through quarterly reporting as required by Standing Order 200. In addition, the Directorate also facilitated the Liaison Committee to consider and report to the House the following budget and debt related policies;

- (a) The Budget Policy Statement (BPS) for the Fiscal Year 2025/26
- (b) Medium Term Debt Management Strategy (MTDS)
- (c) Supplementary Estimates II for the FY 2024/25

Achievements

The Directorate has made significant contributions in enhancing the legislative, oversight, and representative functions of the National Assembly throughout the financial year 2024/2025. Below are the highlights of key achievements:

- a) The Directorate facilitated the Committee on Selection to successfully reconstitute 38 Parliamentary Committees, which included 2 Sessional Committees, 16 Committees under Audit, Appropriations, and General-Purpose Committees, and 20 Departmental Committees, in line with the Standing Orders and the operational timelines of the National Assembly.

The National Assembly

Annual Report and Financial Statements for the year ended 30th June 2025

- b) The Directorate facilitated the election of Chairpersons and Vice-Chairpersons for 16 committees on 12th March 2025, ensuring adherence to Standing Orders 179 and parliamentary procedures, thereby strengthening the committees' capacity to discharge their functions.
- c) The Directorate facilitated a total of 820 Committee sittings throughout the financial year, enabling them to fulfil the requirements set for Select Committees to meet at least once every two months.
- d) Committees under the Directorate played a crucial role in facilitating the consideration of 3 Bills: The Statutory Instruments (Amendment) Bill, 2023; the National Cohesion Bill, 2023 (National Assembly Bill no 74 of 2023); and the Public Participation Bill, 2023 (National Assembly Bill no 52 of 2023).
- e) During the reporting period, Committees under the Directorate considered a total of 648 reports, which included audit reports, financial performance reports, and other critical matters within the committees' respective mandates.
- f) The Directorate facilitated the tabling of 47 reports in the National Assembly during the financial year 2024/2025, contributing significantly to the legislative, oversight, and transparency functions of the Parliament.
- g) Organized 47 local retreats for committees, providing them with dedicated time to focus on their legislative, oversight, and representative roles, as well as to align their activities with the broader goals of the National Assembly.
- h) Facilitated 38 foreign visits, enabling members to engage in Parliamentary diplomacy, observe international best practices, and gain capacity-building insights, thereby enhancing the overall effectiveness of parliamentary committees.
- i) Conducted 17 inspections and field visits to oversee the implementation of government-funded projects, assess compliance with budgets and policies, and gather data to inform evidence-based recommendations.
- j) Facilitated 34 stakeholder engagements, which provided expert input and relevant data to inform committee deliberations, thereby enhancing the quality of legislative work and fostering collaboration with key stakeholders.
- k) Facilitated two significant inquiries by the Committees under the purview of the Directorate.

The National Assembly

Annual Report and Financial Statements for the year ended 30th June 2025

- l) Facilitated the Committee on Implementation to conduct a follow-up on the implementation status of House resolutions, ensuring that the actions taken by various government entities were in line with the agreed-upon resolutions.
- m) Supported 26 approval hearings and vetting processes for Cabinet Secretaries and one for the Attorney-General, resulting in 4 reports being tabled and adopted by the National Assembly.
- n) Facilitated the Committee on Delegated Legislation in scrutinizing 83 Statutory Instruments and 21 Draft Statutory Instruments, resulting in the approval of 60 Statutory Instruments in compliance with National Assembly Standing Order 210(4)(a).
- o) Facilitated the Liaison Committee in coordinating the operations of all parliamentary committees through quarterly reporting, in addition to processing key documents such as the Budget Policy Statement (BPS) for FY 2025/26, the Medium-Term Debt Management Strategy (MTDS), and the Supplementary Estimates II for FY 2024/25.

Challenges

The Directorate faced a number of challenges affecting the legislative, oversight, and representative functions of Members throughout the financial year 2024/2025. Below are the highlights of key challenges:

- a) **Limited Budgetary Allocation:** Inadequate funding constrained Committee activities, including inspections and verification of project implementation across regions.
- b) **Difficulty in Raising Quorum:** Committees experienced challenges in meeting quorum thresholds, as some Members serve in multiple committees which sit concurrently.
- c) **Inadequate Committee Meeting Facilities:** Limited availability and capacity of committee rooms resulted in delays and, in some cases, cancellation of meetings.
- d) **Unpreparedness of Accounting Officers:** Several scheduled hearings by committees under the Directorate were disrupted or deferred due to Accounting Officers appearing without adequate briefing or documentation. In addition,

The National Assembly

Annual Report and Financial Statements for the year ended 30th June 2025

some entities presented insufficient or poorly organized documentation, hindering effective examination of issues before the committees.

- e) **Late Submission of Management Responses:** Delayed submission of responses from entities limited the time available for Members and committee secretariat to conduct thorough analysis and verification.
- f) **Failure to implement Committee Recommendations and House Resolutions:** Several recommendations issued by Committees and House resolutions remain unimplemented, resulting in the recurrence of similar issues in subsequent deliberations.
- g) **Historical Backlog in Review of Audit Reports:** While notable progress was made in reducing pending reports, a backlog still exists due to high volume and capacity constraints.
- h) **Storage Constraints Due to High Volume of Committee Reports:** The increasing volume of reports generated by Committees under the Directorate has posed significant challenges in both physical and digital storage, affecting ease of retrieval, archiving, and long-term records management.
- i) **Frequent cancellation and non-attendance at meetings** by stakeholders disrupted the Committee's scheduled business.
- j) **Disruption due to public protests around Parliament precincts;** heightened civil unrest and protests around Parliament buildings created security risks, forcing cancellation or deferral of multiple committee meetings.

Recommendations

The Directorate has made a number of recommendations to improve and mitigate inhibiting factors as highlighted below:

- (i) **Increase Budgetary Support for Committee Operations:** Provide sufficient funds to adequately facilitate committee operations.
- (ii) **Adequate Committee Facilities:** provide adequate meeting rooms for committees to reduce delays, double bookings, and cancellations linked to venue unavailability.
- (iii) **Enhanced Records & Archiving System:** Develop an integrated digital-and-physical records management framework (indexed, searchable, and backed up) to

The National Assembly

Annual Report and Financial Statements for the year ended 30th June 2025

address growing storage demands for committee reports and submissions. Budgeting for adequate cloud storage in the annual work plans.

- (iv) Submission Compliance Monitoring:** Establish an electronic tracking dashboard for receipt of management responses, documents, and follow-up actions; auto-flag late or incomplete submissions for escalation.

5.1.2 Strategic Pillar III: Public Trust

Public Trust forms the third Strategic Pillar of the Parliamentary Service Commission's Strategic Plan (2019–2030). This Pillar is critical in advancing the spirit of Articles 118 and 201(a) of the Constitution, which underscore the public's right to access and participate in parliamentary processes, including legislative deliberations and oversight of public finances and executive action.

It also focuses on deepening parliamentary diplomacy and fostering strategic partnerships and institutional linkages to promote engagement, transparency, and the democratic values of openness and accountability. Through strengthened outreach initiatives, this Pillar aims to reinforce the connection between Parliament and the citizens it serves. The key Strategic Objectives under this Pillar include:

- a) **Strategic Objective II:** To enhance the involvement of the public in legislation and oversight
- b) **Strategic Objective 12:** To strengthen parliamentary diplomacy, partnerships and linkages
- c) **Strategic Objective 13:** To enhance parliamentary outreach and promote ideals of parliamentary democracy.

Activities /Services Offered

Public involvement in legislation and Oversight. The Committee on National Cohesion and Equal Opportunities undertook a public participation on the National Cohesion and Integration Bill, 2023. (National Assembly Bills No. 74 of 2023);

Facilitation of media coverage of Committee proceedings and activities, including availing requisite documents and information to media and the public.

Under Parliamentary diplomacy, partnerships and linkages- During the period under review, the Committee on National Cohesion and Equal Opportunities attended the Second

The National Assembly

Annual Report and Financial Statements for the year ended 30th June 2025

Parliamentary Conference on Interfaith Dialogue organized by the Inter-Parliamentary Union in Partnership with the Parliament of Italy.

The Committee on Delegated Legislation ensured that Regulation Making Authorities adhered to the public engagement principle in line with Section 5 of the Statutory Instruments Act Cap 2A on all the statutory instruments submitted for consideration.

To enhance the involvement of the public in legislation and oversight, the Committee on Parliamentary Broadcasting and Library, in line with its mandate continuously engaged the Parliamentary Broadcasting Unit and the Parliamentary Service Commission Committee on Information and Public Communication on effective dissemination of parliamentary business and provided guidance on improving broadcast coverage, ensuring timely and accurate transmission of House proceedings, and leveraging both traditional and digital media platforms to reach a broader audience.



Figure 5: Members of Parliament during a session of the Second Parliamentary Conference on Interfaith Dialogue in Rome, Italy

The National Assembly

Annual Report and Financial Statements for the year ended 30th June 2025

Achievements

To build and strengthen public trust in parliamentary processes, the Directorate through the Committees under its purview prioritized initiatives that fostered greater public involvement in both legislation and oversight, ensuring transparency, accountability, and active citizen engagement throughout the financial year 2024/2025. Below are the key achievements:

- a) Improved public confidence through transparency in legislative oversight.
- b) Promoted accountability of Regulation Making Authorities
- c) The Committee on National Cohesion and Equal Opportunities undertook public participation on the National Cohesion and Integration Bill, 2023 (National Assembly Bill No. 74 of 2023) ensuring that the views of the public are considered.
- d) Successfully facilitated media coverage of committee proceedings and activities, ensuring that requisite documents and information were made available to both the media and the public.
- e) Under parliamentary diplomacy, partnerships, and linkages, the Committee on National Cohesion and Equal Opportunities participated in the Second Parliamentary Conference on Interfaith Dialogue, organized by the Inter-Parliamentary Union in partnership with the Parliament of Italy.
- f) The Committee on Delegated Legislation ensured that Regulation-Making Authorities adhered to the public engagement principles in the statutory instruments.
- g) To enhance public involvement in oversight and legislation, the Committee on Parliamentary Broadcasting and Library, in collaboration with the Parliamentary Broadcasting Unit and the Parliamentary Service Commission Committee on Information and Public Communication, worked to improve the effective dissemination of parliamentary business.

Challenges

To build and strengthen public trust in parliamentary processes, the Directorate through the Committees under its purview prioritized initiatives that fostered greater public involvement in both legislation and oversight, ensuring transparency, accountability, and active citizen engagement throughout the financial year 2024/2025. Below are the key achievements:

- a) Sensational Media Coverage: Misleading or exaggerated media reporting at times distorts public understanding of the Committee's work, undermining its credibility and impact.

The National Assembly

Annual Report and Financial Statements for the year ended 30th June 2025

- b) Limited Resources for Public Engagement: Inadequate funding constrained the Committees' ability to facilitate broad-based public participation and outreach activities.
- c) Lack of legal framework to guide on the extent of public engagement which has resulted into frequent litigation thereby affecting legislative work of Parliament.

Recommendations

The Directorate recommends as follows:

- a Increase budgetary allocation for public participation and other outreach programmes.
- b Parliament to fast-track enactment of the Public Participation Bill which will guide engagement with the public in legislative and other matters of public interest.

5.1.3 Strategic Pillar IV: Embrace and Implement an E- Parliament

This Pillar aims to support Parliament's digital transformation journey, with the ultimate goal of achieving a fully paperless Parliament by the year 2030. It focuses on automating and digitizing all core parliamentary systems and processes to enhance internal efficiency, improve service delivery, and increase public access to parliamentary information. The Strategic Objectives under this Pillar include:

- a) **Strategic Objective 14:** To enhance automation of all systems and processes core to operations of Parliament for efficient service delivery
- b) **Strategic Objective 15:** To leverage on ICT in all processes and operations of Parliament

Activities /Services Offered

The Directorate facilitated the Committee on Parliamentary Broadcasting and Library in line with its mandate to assist Members in utilizing the facilities provided by the library and research services, including use of information and communication technology. The Committee also engaged the Parliamentary Joint Services with the aim of improving access to information, streamlining digital services, and ensuring Members are equipped with modern tools to support their legislative and oversight roles.

Pursuant to the provisions of Standing Order 44(2)(d), the Chairperson, Parliamentary Broadcasting and Library made a statement to the House regarding broadcasting of the

The National Assembly

Annual Report and Financial Statements for the year ended 30th June 2025

parliamentary proceedings and on utilization of Information Communication and Technology (ICT) by Members of Parliament.

Achievements

As part of its commitment to modernize parliamentary processes and enhance service delivery, the Directorate embraced and implemented an e-Parliament initiative, focusing on leveraging digital solutions to improve efficiency, reduce costs, and streamline communication within the parliamentary system. Below are the key achievements:

- a) Cost effectiveness in reducing paper work through embracing digital documents; and
- b) Efficiency in circulation of information such as notices of meetings, soft copies of reports and other documents.

Challenges

Some of the challenges faced include:

- a) Slow up-take of digital services due complexity of the evolving digital landscape;
- b) Confidentiality of sensitive documents is compromised due ease of sharing across digital social platforms; and
- c) The advent of Artificial Intelligence (AI) has widened the digital literacy gap between members and staff who are tech savvy and those who are not resulting to a communication breakdown.

Recommendations

The Directorate recommends the following:

- (i) Enhance awareness through training on responsible usage of technology.
- (ii) Establish clear policies and secure platforms for handling and sharing sensitive documents.
- (iii) Upgrade ICT infrastructure within Parliament to accommodate secure digital service delivery and storage of large streams of data.

5.1.4 Analysis of Comparative Performance Trends

This chapter presents an in-depth analysis of the performance trends of committees under the Directorate of Audit, Appropriations, and General Purpose for the periods under review. By comparing key indicators such as the number of committee sittings, volume of reports tabled, legislative outputs, and oversight activities across financial years, the chapter

The National Assembly

Annual Report and Financial Statements for the year ended 30th June 2025

highlights areas of growth, emerging challenges, and patterns in committee productivity. The analysis is intended to provide a data-driven perspective on institutional performance and inform future strategies for enhancing efficiency, responsiveness, and impact in the execution of parliamentary mandates.

Number of sittings

During the financial year 2023/2024, the Committees under the Directorate held a total of 981 sittings. In the subsequent period, FY 2024/2025, the number of sittings slightly decreased to 820. The decline in the number of sittings was occasioned by the disruption of business due to public protests around the precincts of Parliament.

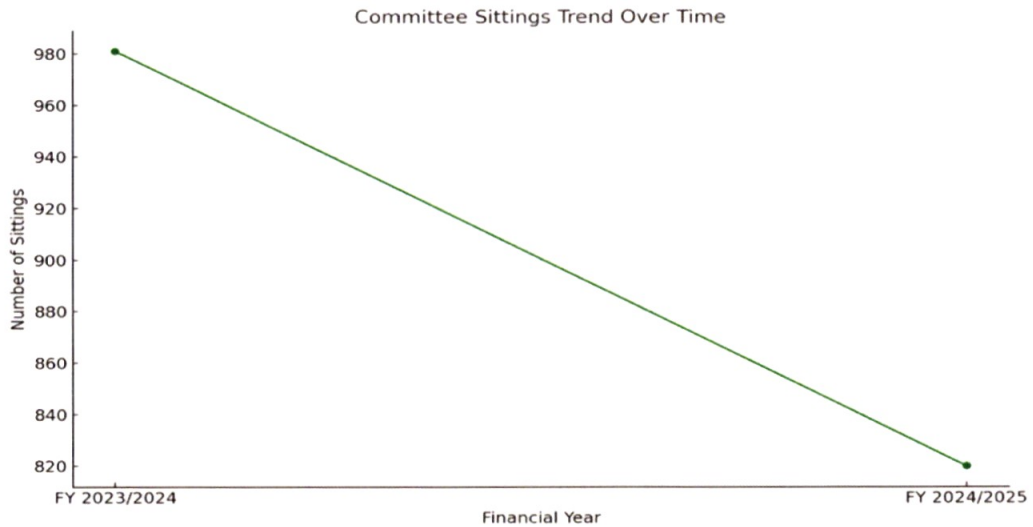


Figure 6: line graph showing committee sitting trends in the previous financial year and the current financial year

Reports

In the financial year 2023/2024, committees under the Directorate of Audit, Appropriations, and General Purpose tabled a total of 37 reports. This number increased to 47 in FY 2024/2025,

reflecting a 27% rise. The upward trend signifies improved efficiency in report generation and processing, driven by strengthened committee operations, better coordination with stakeholders, and an emphasis on timely scrutiny and reporting on matters of public finance and governance.

The National Assembly

Annual Report and Financial Statements for the year ended 30th June 2025

Number of Reports Tabled by Committees under the Directorate of Audit, Appropriations, and General Purpose

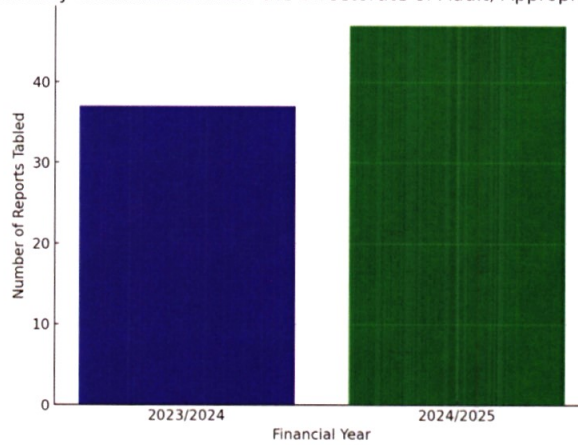


Figure 7: Number of reports tabled in the previous financial year and the current financial year

Statutory Instruments

During the financial year 2023/2024, the Committee on Delegated legislation scrutinized a total of 67 statutory instruments. In the following year, 2024/2025, this number increased to 83, reflecting a growth of approximately 24%. This upward trend indicates an enhanced capacity for scrutiny and a greater focus on reviewing statutory instruments.

Distribution of Statutory Instruments Scrutinized in FY 2023/2024 and 2024/2025

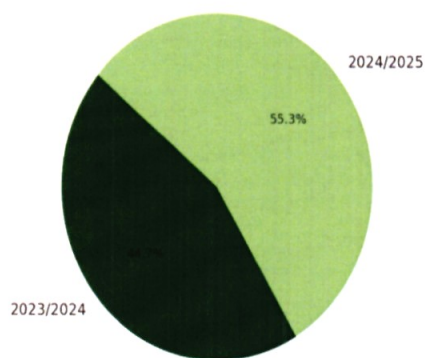


Figure 8: Distribution of statutory instruments in the previous financial year and the current financial year

The National Assembly
Annual Report and Financial Statements for the year ended 30th June 2025

Implementation Status on House Resolutions

In FY 2023/2024, a total of 24 reports were considered, with 14 of them concluded, reflecting an initial phase of implementation. However, in FY 2024/2025, there was a notable increase in both report consideration and conclusion, with 64 reports considered and 32 concluded, demonstrating a substantial improvement of approximately 167% in the capacity to process and conclude reports. This positive trend underscores the enhanced efficiency and effectiveness in the implementation of House resolutions

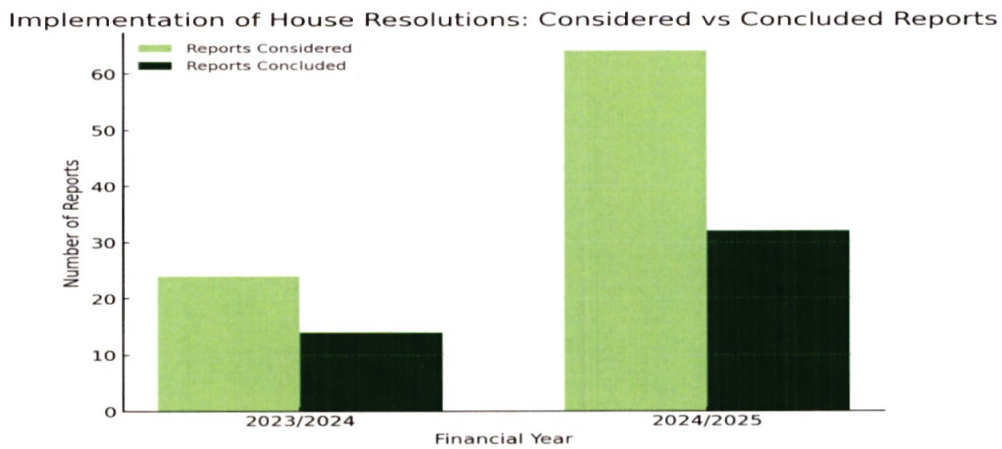
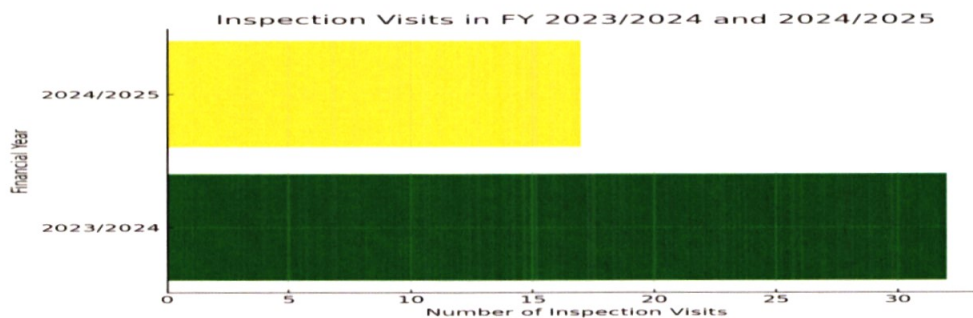


Figure 9: The implementation status of House resolutions considered and concluded in the previous financial year and the current financial year

Inspection Visits

In FY 2023/2024, the Directorate facilitated Committees to conduct 32 inspection visits, (represented by the green bar) showing a robust engagement in oversight. In FY 2024/2025, the number of inspection visits decreased to 17, as shown by the yellow bar, reflecting a 47% decline. This reduction reflects shifts in priorities, resource allocation, or a different focus on parliamentary activities.



The National Assembly

Annual Report and Financial Statements for the year ended 30th June 2025

Figure 10: Number of inspection visits in the previous financial year and the current financial year

Summary Trends and Insights:

Trend/Insight	Explanation	Challenge	Success
Decline in Meetings	Reflects a strategic shift towards more focused and efficient use of parliamentary time. Political and civil disruptions, as well as inadequate committee meeting facilities, contributed to delays and cancellations.	Resource constraints and difficulties in raising quorum hindering effective participation in meetings, impacting overall committee productivity.	The reduction in meetings is strategic, focusing efforts on high-priority issues and improving the efficiency of parliamentary time usage.
Decline in Inspection Visits	Suggests a move towards alternative oversight methods like digital tools and internal reviews. However, the decline emphasizes the need for increased budget allocation to maintain effective oversight.	While digital tools help in desktop research, they cannot fully replace the oversight provided by physical inspections. The lack of funding to support inspection visits remains a critical challenge.	While fewer visits occurred, leveraging alternative oversight methods like technology is a success, though it requires increased funding for field inspections.

The National Assembly

Annual Report and Financial Statements for the year ended 30th June 2025

Trend/Insight	Explanation	Challenge	Success
Growth in Reports Tabled	The increase in the number of reports tabled demonstrates higher committee output and improved productivity, likely due to strategic prioritization and good coordination with stakeholders and timely scrutiny of matters before the Committees.	Managing the increasing volume of work while maintaining quality in report processing is a challenge. Committees must balance growing output with thorough scrutiny.	The increase in reports tabled reflects a successful shift in parliamentary productivity and the enhanced ability of committees to handle increased workloads.
Increase in Statutory Instruments Scrutinized	The increase in statutory instruments scrutinized indicates improved regulatory oversight and an enhanced capacity to manage more complex legislative matters.	The increased scrutiny of statutory instruments requires expertise and capacity to handle complex legal matters. Delays or insufficient resources can hinder effective scrutiny.	The increase in statutory instruments scrutinized reflects a positive shift in regulatory oversight capacity, demonstrating an effective response to legislative complexity.
Improvement in Implementation of House Resolutions	The improvement in the follow-up on the implementation of House resolutions reflects enhanced efficiency and capacity in fulfilling resolutions,	The challenge lies in ensuring that resolutions are fully implemented and followed-up through relevant authorities,	The growth in implementation of resolutions is a success, indicating better capacity and efficiency in moving resolutions through committees

The National Assembly

Annual Report and Financial Statements for the year ended 30th June 2025

Trend/Insight	Explanation	Challenge	Success
	contributing to better governance.	which often requires additional oversight efforts.	and ensuring follow-through.

Table 4: summary of trends and insights

5.2 Parliamentary Budget Office

5.2.1 Strategic Pillar 1: Effective Representation, Legislation, and Oversight

The directorate contributed to the publication of various documents to inform the representation and oversight role of parliament. These include:

1. The Budget Watch for FY 2024-2025

The publication, themed “Building Economic Resilience,” identifies strategic areas of concern for the implementation of budget estimates within the referenced financial year. It serves as a policy oversight tool, spotlighting critical budgetary touchpoints that could influence Kenya’s economic stability. By addressing emerging socioeconomic dynamics, the document aims to strengthen fiscal discipline, promote responsive governance, and support inclusive economic recovery efforts.

2. Budget Options for FY 2025/26.

The Budget Options is an annual publication of the Parliamentary Budget Office which provides an alternative economic and fiscal outlook and proposes alternative policy direction for the government to achieve higher economic growth and development. The FY 2025-26 budget options christened “Supporting Job Creation and Productive Growth,” seeks to address Kenya’s fiscal challenges by proposing strategies to stimulate economic growth, create jobs, and improve service delivery. The strategies emphasize fiscal responsibility and efficiency in public expenditure and targeted investments in high-growth sectors to maximize economic potential and drive sustainable development

3. Quarterly Economic Bulletin December 2024.

The Quarterly Economic Bulletin is a periodic publication by the Parliamentary Budget Office produced on a quarterly basis per financial year. The Bulletin is intended to sensitize Honourable Members on the economic and fiscal developments for the respective quarter.

The National Assembly

Annual Report and Financial Statements for the year ended 30th June 2025

The Quarterly Economic Bulletin therefore provides a brief overview of key recent economic and fiscal developments for 2024. It includes the macroeconomic and fiscal indicators as of the first quarter of FY 2024/25.

4. Review of Fourth Basis for Revenue Sharing.

Developed as Kenya's revenue-sharing framework, designed to allocating national funds to county governments, is undergoing revision to address ongoing challenges and ensure more equitable and inclusive development. The publication presents a synopsis of the fourth basis of sharing revenue among counties

5.2.2 Budget Review and Analysis

The Department contributed to technical review and analysis of various budget documents submitted to parliament to enhance the oversight and representation capacity of the Members. During the financial year, the activities related to budget review and analysis included the following.

1. Unpacking the 2025 Budget Policy Statement

Contributed to unpacking the Budget Policy Statements for the fiscal year 2025/26 and the medium term and prepared an analytical document titled "Unpacking of the 2025 Budget Policy Statement." The brief was presented to the Liaison Committee to enable the Committee to make an informed decision on the policy direction of the government and align the expenditure ceilings to the proposed priorities.

2. Analysis of the Annual Budget Estimates

The Annual Estimates of Revenue and Expenditure for FY 2025/26 submitted to the National Assembly by the Executive; for consideration and approval by the House. To ensure optimal resource allocation, the department critically reviewed the annual estimates of revenue and expenditure for FY 2025/26 and prepared the unpacking of the budget estimates. The brief was presented to the Budget and Appropriations Committee and enabled the committee to make an informed decision on key funding priorities.

3. Review of the Supplementary Estimates I, II, and III

During the FY 2024/25, the National Treasury submitted three supplementary budget estimates to parliament for consideration. The department contributed towards an in-depth analysis of the supplementary estimates to determine their compliance to the legal

The National Assembly

Annual Report and Financial Statements for the year ended 30th June 2025

framework and determine their implication on the overall policy direction of the government as well as responsiveness to the emerging needs of the people. The results of the analysis were presented to the Budget and Appropriations Committee to serve as a basis for evaluation of the revised estimates.

Following the scrutiny of the Estimates by Departmental Committees, recommendations are subsequently made to the Budget and Appropriations Committee which inform the decisions and recommendations by the Budget Committee to the house. Following approval of the report by the Budget Committee, the Appropriation Bills are processed.

The Department undertook and completed a review and analysis of 57 draft Bills for Money Bill determination in line with Article 114 of the Constitution, of which 32 were Money Bills and 25 were non-Money Bills. The Bills considered included 12 new Bills, while 45 were Amendment Bills. All the draft Bills submitted for determination have been processed and submitted to the Legal Directorate for further action. One Senate bill was processed during the period under review. Tables 1 and 2 summarize this information.

Table 5: Classification of analysed Bills into Money & Non-Money

No	Verdict	National Assembly Bills	%	Senate Bills	%
1	Money Bills	32	56.14%	1	100
2	Non-Money Bills	25	43.86%	0	0
Total		57	100%	0	0

Source: PBO Bill Tracker and Compilation

No	Submitting Entity	National Assembly	%	Senate	%
1	New Bills	12	21.05%	1	100
2	Amendment Bills	45	79.95%	0	0
Total		57	100%	0	0

Table 6: Classification of analysed Bills into New and Amendment Bills

Source: PBO Bill Tracker and Compilation

The National Assembly

Annual Report and Financial Statements for the year ended 30th June 2025

The Department offered technical support to the two Senate oversight committees; the County Public Investment and Special Funds Committee (CPISFC) and the County Public Accounts

Committee (CPAC) in processing audit queries from the Auditor General's report for County executives, County assemblies and County funds. The Specific briefs included:

- a) Prepared briefs on the Analysis of Auditor General Reports on the Audited Financial Statements for County Executives for the FY and for the 47 counties
- b) Prepared briefs on Analysis of Auditor General Reports on the Audited Financial Statements for County Assemblies for the FY.
- c) Facilitated writing of 52 committee reports on consideration of Auditor General Reports for the CPISFC.
- d) Prepared 34 briefs on the Analysis of Auditor General Reports on the Audited Financial Statements for County Special funds, Corporations, Municipalities, and Water Companies (CPISFC) for FY 2023/24.

Support to the Senate Standing Committees – The department offered technical support to the fourteen (14) standing committees of the Senate during the processing of the 2025 Budget Policy Statement (BPS) consideration.

Officers provided support by preparing technical briefs on requests by the various standing committees. Notably, the briefs presented to the committees include; brief on budget implementation to the standing committee on health and devolution for the first half of FY 2024/25, Status of last mile connectivity project & the impact of Road Maintenance Levy increase on prices of petroleum products to the standing committee on energy, and County oversight visits briefs for the standing committees on health and ICT.

The County Factsheet 2024 edition, containing key budgetary and economic information as well as fiscal risks for all 47 counties, was published. The document will provide senators with general, budgetary, and economic information on their respective counties and any other county. This will enhance their role of oversight and representation of the people.

The department worked in collaboration with the Senate Liaison Office (SLO) in the publication of the first Devolution Watch 2024 Edition. The document outlined the strides made under devolution since FY 2013/14 to FY 2023/24.

The National Assembly

Annual Report and Financial Statements for the year ended 30th June 2025

Further, the department undertook mapping of National Government projects for the last three financial years to assess the extent of equity in the distribution of projects per county.

The department published the 4th Revenue Sharing Basis analysis, which provided a critical analysis of the previous and proposed revenue sharing basis parameters, their advantages, arising challenges, and revenue distribution to each county.

i. Analysis of Legislative Proposals, Bills and motions which have economic and financial implications in accordance with Article 114 of the Constitution: - The Department provided an analysis of a total of 21 legislative proposals which were presented to the Budget and Appropriations Committee. The analysis informed the Committee's recommendations on pre-publication scrutiny. The Office further analyzed 10 government bills which informed various committees' recommendations to the House for debate and subsequent enactment.

In the Financial & Economic sectors, some of the notable Bills analyzed and later enacted into laws included Tax Procedures (Amendment) Act 2024, Tax Laws (Amendment) Act 2024, Business Laws (Amendment) Act 2025, Business Laws (Amendment) Act 2024, Finance Act 2025, and Public Financial Management (Amendment) Bill 2024, Kenya Revenue Authority (Amendment) Act 2024 among others.

In the Health Sector, some of the notable Bills analyzed included Pharmacy and Poisons Bill 2024, Human Tissue and Transplant Bill 2024, Medical Practitioners and Dentist (Amendment Bill) 2024, The Family Reproductive Health Care Bill 2024 among others.

Under the Public Administration and National Security sector, some of the notable bills analysed included The National Government Co-ordination (Amendment) Bill 2024, The Council of Elders Bill 2024, The Registration of Persons (Amendment) Bill, 2024 among others.

The Office also provided regular support to the Delegated Committee of the National Assembly on the examination of 10 statutory instruments which included - Tax Procedures (Electronic Tax Invoice) Regulations 2024, RMLF Regulations 2024, Capital Markets (Coffee Exchange) Regulations 2024, Income Tax (Charitable Organisations and Donations Exemption) Regulations 2024, Capital Markets (margin Trading) Regulations 2024, Fish Levy Trust Fund Order 2024, Capital Markets (Derivatives Market (Amendment)) Regulations 2025, Central Depositories (Amendment) Regulations 2025, PFM (Public

The National Assembly
Annual Report and Financial Statements for the year ended 30th June 2025

Officers Medical Fund) Regulations 2025, Public Service Superannuation Scheme (PSSS) Regulations 2025.

Specialized technical support to Audit Committees of the National Assembly: - The Department in line with the statutory mandate of the Office has overtime provided technical support to the audit committees on Public Accounts, Public Investments Committees as well as Special Funds Committee. The Department provided 19 briefs to Public Accounts Committee, 9 briefs to Public Investment Committee on Governance and Education, and 10 briefs to Public Investment Committee on Commercial Affairs and Energy. The briefs were instrumental in assisting members of these Watchdog Committees in examining the audits of Various MDAs as presented to the House by the Office of the Auditor General.

5.2.3 Technical Support to the Budget and Appropriations Committee

During FY 2024-25, the Department supported the Budget and Appropriations Committee (BAC) to deliver 16 reports before the House. These reports are as follows:

- i. Budget and Appropriations Committee Report on Supplementary Estimates I for FY 2024-25;
- ii. Budget and Appropriations Committee Report on Division of Revenue (Amendment) Bill, 2024;
- iii. Budget and Appropriations Committee Report on County Allocation of Revenue Bill, 2024;
- iv. Budget and Appropriations Committee Report on County Government Additional Allocation of Revenue Bill 2024;
- v. Budget and Appropriations Committee Report on County Government Additional Allocation of Revenue Bill 2025 for FY 2024/25 (Republished);
- vi. Mediation Committee Report on Division of Revenue (Amendment) Bill, 2024;
- vii. Budget and Appropriations Committee Report on Equalisation Fund Appropriation Bill, 2025;
- viii. Budget and Appropriations Committee Report on the Presidential Memorandum on the County Allocation of Revenue Bill, 2024;
- ix. Budget and Appropriations Committee Report on County Government Additional Allocation of Revenue Bill 2025 for FY 2025/26;
- x. Liaison Committee Report on Supplementary II Estimates for FY 2024/25;

The National Assembly

Annual Report and Financial Statements for the year ended 30th June 2025

- xi. Liaison Committee Report on the 2025 Budget Policy Statement;
- xii. Budget and Appropriations Committee Report on Division of Revenue Bill, 2025;
- xiii. Mediation Committee Report on Division of Revenue Bill, 2025;
- xiv. Budget and Appropriations Committee Report on the Fourth Basis for Revenue Sharing among County Governments;
- xv. Budget and Appropriations Committee report on the FY 2025-2026 Public Participation;
- xvi. Budget and Appropriations Committee Report on Annual Estimates of Revenue and Expenditure for FY 2025/26; and
- xvii. Budget and Appropriations Committee Report on Supplementary III Estimates for FY 2024/25.

5.2.4 Technical Support to Public Debt and Privatization Committee

During FY 2024-25, the Department supported the Public Debt and Privatization Committee (PDPC) to deliver reports before the House. These reports are as follows:

- a) Report on the Expenditures of the Consolidated Fund under Supplementary I for FY 2024/25.
- b) Report on the Expenditures of the Consolidated Fund under Supplementary III for FY 2024/25
- c) Report on the Expenditures of the Consolidated Fund Services under Annual Estimates for FY 2025/26.

5.2.5 Strategic Pillar 2: Excellence in Service Delivery

A. Logistical Support to the Budget and Appropriations Committee

Facilitated the operations of the Budget and Appropriations Committee by organizing strategic meetings, engaging relevant stakeholders, preparing and processing official documentation, preparing tailored talking points to guide committee deliberations, and accurately documenting minutes. This support enhanced deliberative efficiency, strengthened stakeholder participation, and ensured proper record-keeping for budgetary oversight functions.

The National Assembly

Annual Report and Financial Statements for the year ended 30th June 2025

1. Committee Meetings and Minutes

Facilitated the Committee to undertake a total of 34 Sittings during the period under review. The minutes for the sittings were also processed.

2. Talking Notes and Assent Briefs

Prepared a total of 10 briefs consisting of talking/moving notes and/or assent notes on BPS, Supplementary estimates I, II, and III, Annual Estimates, Division of Revenue Bill, County Government Additional Allocation of Revenue Bill.

3. Consideration of Legislative Proposals

Facilitated the Committee to consider a total of 10 legislative proposals referred to it in line with Article 114 of the constitution to determine their fiscal and economic implications. Following which, 2 Reports were submitted to the speaker on the same.

4. Statistical Database and Macroeconomic Modelling

Maintained a dynamic, up-to-date macroeconomic database to facilitate timely and accurate analysis of fiscal and economic trends. This included regular integration of national accounts, inflation metrics, debt ratios, revenue performance, and sectoral indicators.

5. Capacity Building Initiatives

Participated in the following training programme:

- i. Training on Principles of Public-Private Partnerships by Cities Forum
- ii. Training by the IMF and World Bank on the Debt Sustainability Analysis.

6. 11th Annual President's Report on National Values and Principles of Governance

Participated and provided secretariat services in the preparation of the 11th Annual President's Report on National Values and Principles of Governance for the National Assembly for FY 2023/24.

7. Support to the Public Debt and Privatization Committee

The Committee held a total of 44 sittings during the period. Among the business transacted was the review of CFS Expenditures during the three supplementary estimates for FY 2024-25 and the Annual Estimates for FY 2025-26 informing various recommendations per the 3 tabled reports adopted by the House.

The National Assembly

Annual Report and Financial Statements for the year ended 30th June 2025

The Committee Secretariat also facilitated the Liaison Committee in processing of the Medium-Term Debt Management Strategy for 2025 during the time the term of the Public Debt and Privatization Committee had expired. This resulted in the tabling of the Liaison Committee Report on the Medium-Term Debt Management Strategy, 2025. Additionally, the secretariat supported the Liaison Committee in the review and processing of the Consolidated Fund Services expenditures under the FY 2024-25.

The Committee engaged several State Departments and Government agencies regarding the use of National Government loans, including those for Crop Development, Livestock Development, Transport, Water and Sanitation, and Energy. Additionally on Guaranteed Debt, the Committee engaged with guaranteed entities which are Kenya Electricity Generation Company, Kenya Ports Authority and Kenya Airways.

During the period the term of the Committee expired as per the Standing Orders and thereafter the Committee was reconstituted and held elections for the Chairperson and Vice-Chairperson.

The Committee also considered various reports which included the report on loans contracted by the National Government between September 2024 and December 2024, Servicing of external loans in Kenya submitted by the Office of the Auditor General. and engaged with the Office of the Auditor General on the Same.

The Committee engaged with the National Treasury and the Office of the Controller of Budget on the Consolidated Fund Services Expenditures under the Supplementary estimates for FY 2024/25 as well as the Office of the Auditor General on the report submitted servicing of external loans. To enhance its Oversight role, the Committee conducted a site visit to the Kipevu I and II in Mombasa under KenGen which was financed by guaranteed debt.

The Committee which is supported by the Parliamentary Budget Office on Budget and Finance matters was briefed on the below matters by the Parliamentary Budget Office.

- a) Loans Contracted by the National Government of Kenya between September and December 2024.
- b) Status of Public Private Partnerships.
- c) External Loans and Grants.

The National Assembly

Annual Report and Financial Statements for the year ended 30th June 2025

- d) Loans Contracted by the National Government between 1st May to 31st August 2024.

The Committee also engaged with various International Organisations on various matters touching on the Committee mandate this included the National Democratic Institute (NDI) on assessment of Public Debt Management Practises of Kenya, the World Bank and the assessment of Kenya's Debt Management processes and institutions and the Westminster Foundation for Democracy on Status of the Debt Management Performance (DeMPA)tool.

a) Services Offered/Activities

- i. Development of Bill Tracker
- ii. Development of Compendium of Projects.

b) Achievements

- i. **Development of Bill Tracker:** - The Office developed and updated a bill tracker which provides real time status of member's private bills.
- ii. **Development of Compendium of Projects-** the Office developed and updated compendium of projects which gives support to Members on inquiry, on any project across the country with information such as level of completion, the amount allocated and the cumulative expenditure to date.

5.2.6 Strategic Pillar 3: Public Trust

1. Public Hearings on the Budget Estimates

Articles 118, 201, and 221 of the Constitution guide public participation in the budget making process. Article 201 establishes the principles of public finance, which include; openness and accountability as well as public participation in financial matters. Article 221 provides for the consideration of the views of the public during processing of the annual budget estimates. Additionally, Article 118 generally requires Parliament to incorporate public participation in matters conducted by the legislature.

In view of this, the Budget and Appropriations Committee was supported to undertake a nationwide public participation exercise that covered 11 counties in the FY 2024-25. The public hearings were conducted in the following counties: Laikipia, Elgeyo Marakwet, Nandi, Makueni, Migori, Nyeri, Trans Nzoia, Uasin Gishu, Wajir, **Samburu**, and **Kwale**.

The National Assembly

Annual Report and Financial Statements for the year ended 30th June 2025

2. Stakeholder Engagements

Supported the Committee to undertake Stakeholder Engagements with both public and private sector entities. These engagements include those with: The National Treasury, the Controller of Budget, the Auditor General, the Council of Governors, the Institute of Public Finance, the Institute of Economic Affairs, the Institute of Certified Public Accountants of Kenya, BajetiHub, among others.

3. Submissions of Memoranda

Supported the Committee to publish 8 requests for Memoranda from the public in the daily newspapers on various matters under consideration by the Committee. Following this, a total of 108 Submissions were received from the public and analysed for consideration by the Committee. Submissions received include:

- i. 39 submissions received for the 2025 Budget Policy Statement
- ii. 44 Submissions received for the Supplementary Estimates No. 1 for FY 20124/25
- iii. 1 submission received for the Supplementary Estimates No. 2 for FY 2024/245
- iv. 14 submissions received for the annual Budget Estimates for FY 2025/26
- v. 6 submissions received for the Division of Revenue Bill, 2025 (National Assembly No. 10 of 2025)
- vi. submissions received for the Division of Revenue (Amendment) Bill, 2025

The Department played a key role in coordinating the 7th Annual African Network of Parliamentary Budget Offices held in Kampala, Uganda where 15 PBO's were represented including the PBO of South Africa, Gambia, Uganda, Malawi, Ghana, Nigeria, Namibia, Zambia, Zimbabwe, Liberia, Sierra Leone among others partners. The Conference enhanced cooperation amongst PBO Offices to support their various legislatures towards achieving Africa Agenda 2063 of the African Union. The Conference further enhanced PBO partnerships and linkages across the continent.

The National Assembly

Annual Report and Financial Statements for the year ended 30th June 2025



Figure 11: Delegates of the 7th AN-PBO annual Conference held in Kampala, Uganda

The office received various delegations from other Fiscal Councils notably the Parliamentary Budget Office of Ghana, Zimbabwe, and Tanzania where they compared notes on oversight of public finance management across their various legislatures and learnt on best practices.

1. Challenges

Notwithstanding the achievements, the Department faced some challenges which included:

- i. **Lack of Office space:** - The Office received a total of 24 new officers in June 2021 but were not sufficiently considered for commensurate office space. Further, the Office received several interns and attaches, making the Office to be congested. Furthermore, the Officers in the Department are scattered across other buildings and floors posing managerial challenges.

The National Assembly

Annual Report and Financial Statements for the year ended 30th June 2025

- ii. **Capacity Building and Staff Training:** - To improve the performance of the staff, there is need for adequate specialised training and capacity building in different areas of public finance and policy analysis. The Officers from the Directorate were not adequately considered in Parliament sponsored attachments and specialised trainings during the year. There is also need to expose the staff on various public policy and fiscal analysis tools to improve their public policy rigor.
- iii. **Inadequate financial resources to support analytical work:** - the Office lacks sufficient resources to finance special research and analytical work, which may in various instances require field studies or collection of data.
- iv. **Format of and Delay in Release of Official Government Data:** - The data that the Office presently have an official access is in the hard copy format which does not augur well in analysis and presentation. This coupled with the fact that there is usually delays in release of these data greatly hampered service delivery.
- v. **Limited Access to Official Government Data:** - The legislative framework establishing the Office does not grant it access to some of the crucial government data and system such as Integrated Financial Management Information Systems (IFMIS) which is necessary for real time tracking of the implementation of the Budget. The office strives to foster a cordial working relation with the executive arm of government and other stakeholders.

5.2.7 Strategic Pillar 4: Embrace and Implement an E- E-Parliament

The Department has sustained its efforts in transitioning to an E-Parliament by making all its publications and analytical reports available on the website of parliament.

5.3 The Hospitality Department

The hospitality department operates under the PSC Strategic Pillar II on excellence in Service delivery and strategic objective 8 which is to strengthen the capacity of staff to facilitate Members in discharging their constitutional duties in an effective and efficient manner. Also, PSC Strategic VI on provision of modern facilities and secure working environment for Members and staff and strategic objective 19 which is to provide adequate facilities and security for Members and staff of Parliament.

The National Assembly

Annual Report and Financial Statements for the year ended 30th June 2025

The Department remains committed to ensuring customer satisfaction and enhancing the overall guest experience across our operations. During the reporting period the department remained committed to upholding the highest standards in service, hygiene, food safety, and sustainability. The focus has been on continuous improvement, staff development, and adapting to evolving industry trends to meet the dynamic needs of our clients.

Access to quality food is not only fundamental to the dignity and rights for Members of Parliament and staff but is also essential for sustaining a high-performing and resilient parliamentary workforce. The Commission's provision of hospitality services ensures that Members, staff and their guests receive timely service and consistently high standard of service.

Supervision and controlling the administration of the Fund;

Utilization of the monies accruing thereto to defray operating expenses by imposing any reasonable restriction to other requirements concerning such use; cause to be kept books of accounts and other books and records in relation to the Fund; prepare, sign and transmit to the Auditor General in respect of each financial year and quarterly after the end thereof, a statement of accounts relating to the Fund, prepared and signed by him or her specifying the income of the Fund and showing the expenditure incurred from the Fund, in such details as the Commission may from time to time direct in accordance with the Public Finance Management Act.

5.3.1 Scope of Hospitality department

The department is typically aligned with the goal of providing exclusive, high-quality hospitality services tailored to the needs, standards, convenience and expectations of Members of Parliament and VIP guests. The scope of the department includes:-

- (i) To provide premium dining experience;
- (ii) To maintain restricted access primarily reserved for Members of Parliament, their guests, and select senior staff;
- (iii) To customize services tailored to individual dietary requirements;
- (iv) To ensure the formal setting of the restaurant is elegant, high end furnishing and the ambiance is appealing;

The National Assembly

Annual Report and Financial Statements for the year ended 30th June 2025

- (v) To ensure that the department operates under strict standards of professionalism, hygiene, food safety and confidentiality;
- (vi) To host state functions, diplomatic luncheons, committees, delegates from other countries, East African Legislative Assembly, Commonwealth Parliamentary Association members, Government Corporate bodies, and Media Houses.

5.3.2 Services offered by the hospitality department:

- (i) Provision of high-quality meals and beverage services
- (ii) Coordination and management of special events and official functions
- (iii) Provision of VIP and Private Dining
- (iv) Provision of lounge and light refreshment area
- (v) Hosting national events and functions
- (vi) Ensuring quality and food safety services

5.3.3 The hospitality department outlets:

- i. Main parliament dining room and committees;
- ii. New dining room;
- iii. Bunge tower dining room and committees;
- iv. Centre for Parliamentary Studies and Training (C.P.S.T.);
- v. Protection House (for Committees);
- vi. Harambee Plaza (for Committees);
- vii. Continental House dining room and committees;
- viii. County Hall (for Committees);
- ix. Imani House (for Committees);
- x. Kenyatta International Conference Centre (KICC);
- xi. County House.

The National Assembly
Annual Report and Financial Statements for the year ended 30th June 2025

5.3.4 Milestones of The Hospitality Department

Training undertaken in the financial year 2024/2025

The institution has seen significant progress in hospitality training, with the financial year 2024/2025 marking a record high in the number of officers trained. This has effectively addressed the training backlog that accumulated since 2022.

The National Assembly training committee approved training for 48 Officers, this is the highest number of officers trained in a single financial year, demonstrating a strong commitment to capacity building. The substantial training efforts have successfully reduced the backlog of untrained officers since 2022.

Food Safety and Quality Control

The Clerk of National Assembly approved a stand by Inspection and Acceptance Committee which among other checks safety and quality standards of suppliers in conforming with the local standards (Food Drugs and Chemical Substances Act-254 and other relevant Food Control Acts of Parliament);

Re-inspection of meat and meat products has always been conducted where relevant documents -Certificate of Transport is provided; Routine Food and Water sampling for chemical and nutritional standards were conducted and submitted to National Public Health Laboratory; Health education where spot health education of food diseases and good for handling practices to prevent food poisoning. Health education was also administered at weekly Supervisors' meetings;

Food Handlers' Medical Certificate where all food handlers were examined and issued with medical Certificates; The hospitality restaurant is fully compliant with all statutory licensing requirements necessary for lawful operation issued by Nairobi County. Continuous training on food safety management systems to all the hospitality staff; quality control checks has been put in place to monitor food from farm to fork.

Refurbishment and facility improvement of the Main Dining Area including Interior

During the financial year renovations were done in the main Members dining to enhance the functionality, aesthetics, and efficiency of our facilities. Purpose of renovations is to improve operational capacity, provide a better customer experience, modernize infrastructure and ensure compliance with regulations. The renovations included upgrading

The National Assembly

Annual Report and Financial Statements for the year ended 30th June 2025

the restaurant space, redesigning customer service areas, installing energy-efficient systems and physically challenged mobility lift to enable Members to access the restaurant with ease.



Figure 12: New dining area for Members of Parliament

The Hospitality Department is mandated to provide high-quality catering, event coordination, and customer service support to Members of Parliament and visiting dignitaries. The year under review featured several notable events and consistent service delivery aligned with our core functions.

Committees support

During the reporting period, the department played a vital role in supporting the operations of various committees of both the National Assembly and the Senate. Other committees include Leadership and Constitutional, Administrative, Departmental and the

The National Assembly
Annual Report and Financial Statements for the year ended 30th June 2025

Parliamentary Service Commission. The department ensured that all logistical, hospitality, and administrative needs of committee sessions were met efficiently and professionally.

Budget Reading Day

The Annual National Treasury Budget Statement for the 2025/2026 Financial Year was read in Parliament on 12th June, 2025.

The Hospitality Department hosted 1500 persons from all ministries, ambassadors, and other dignitaries for a luncheon in the main parliament restaurant and evening cocktail at the courtyard parliament building.

Appointment of Cabinet Secretaries & Principal secretaries and other Constitutional Officer holders

During the vetting and interview sessions for Cabinet Secretaries held at Parliament on 14 - 15th January and 14th April 2025, the department successfully coordinated and delivered high-standard services to ensure a comfortable and professional environment for all participants. The department ensured that all hospitality elements were aligned with protocol standards, contributing to the dignified and smooth execution of the interview process.

The Independent Electoral and Boundaries Commission (IEBC)

The Selection Panel for the Recruitment of Nominees for Appointment as the Chairperson and Members of the Independent Electoral and Boundaries Commission held their sittings at the precincts of Parliament and during the interviews the Hospitality Department provided comprehensive support to ensure a seamless and comfortable experience for all members of the panel and participating candidates.

The Hospitality Department ensured that all services were delivered efficiently and in alignment with the dignity and importance of the exercise, contributing positively to the successful execution of the panel's mandate.

Delegations from other Countries

During the reporting period, the Hospitality Department successfully coordinated and facilitated the hosting of various international delegations visiting Parliament, serving more than thirty-five (35) delegations.

The National Assembly

Annual Report and Financial Statements for the year ended 30th June 2025

Notably twelve (12) countries - the USA Congress, House of Commons of Canada, Parliament of Uganda, United Republic of Tanzania, Parliament of Malawi, Parliament of Ghana, Parliament of Zimbabwe among others.

The department ensured all hospitality services were delivered with excellence, reflecting the institution's commitment to international protocol, diplomacy, and professionalism.

Delegations from the Counties

The Hospitality Department hosted 1630 Members of the County Assembly and staff across the 47 counties who came for benchmarking, training in both houses - National Assembly and Senate. Notably Centre for Parliamentary Studies and Training (CPST) trained majority to the County Assembly members and their staff the period under review.

Hospitality Interns

The National Assembly Training Committee approved 25 interns to be deployed in the department during the this financial to enhance service delivery also enhance their own innovation, efficiency, and talent acquisition strategies.

In the total during the Financial Year we had 50 Interns and 27 attaches seconded to the department.

Purchase of designated Hospitality Van

As part of the department's efforts to enhance service efficiency and operational capacity, the Hospitality Department successfully achieved a major milestone with the acquisition of a designated hospitality van during the reporting period. This strategic investment marks a significant improvement in logistics and mobility support for hospitality-related functions.

The purchase of the designated hospitality van represents a key operational milestone that strengthens the department's capacity to deliver timely, professional, and high-standard services. This investment aligns with the department's goal of continuous improvement and readiness to meet evolving hospitality needs.

The National Assembly

Annual Report and Financial Statements for the year ended 30th June 2025

5.4 Liaison and Auxiliary Services Department

The Office of the Director/Head, Liaison and Auxiliary Services in the National Assembly is a new delivery unit created by a Commission resolution in November 2022 and domiciled in the Office of the Clerk of the National Assembly.

Key among the duties and responsibilities of the unit is to provide a nexus between the accounting officer and lowest users of facilities and services provided by the Commission so as to ensure efficiency in the implementation of Commission policies and resolutions, resolutions of the Board of Senior Management, National Assembly Service Board and any other roles as may be assigned by the Accounting Officer from time to time. As such, the services provided are of high quality, timely offered and customized to give optimal customer satisfaction.

Additionally, the unit provides supervisory roles in execution of services that are either shared between the three services or whose implementing body is not precisely provided for within the existing schemes of service of the Commission. Such services include transport, sporting, outreach and wellness, office space management for both Members of Parliament and Parliamentary Staff allocated to the Clerk of the National Assembly, administration of benefits of retired Speakers of the National Assembly, administrative functionalities of the Parliamentary Leadership Offices so as to ensure the services given by management are based on cooperation and extensive consultations with users.

Further, the unit helps to establish and strengthen existing linkages with external stakeholders so as to share experiences, knowledge and purpose in areas of common interests such as Members' and staff welfare.

The unit is currently not substantively established within the schemes of service of the Commission and draws human capital support from officers seconded from other established directorates and departments. It experiences a big challenge of staff turnover since the seconded staff have to share time between the assignments within the unit and their daily operational and managerial responsibilities within their mother directorate or department. Despite the above shortfall, the unit has been able to deliver all the assignments effectively and efficiently. There is thus justifiable need to create a well-defined structure and staff establishment to enhance the unit and give it adequate capacity for continuous service delivery in the National Assembly Service.

The National Assembly

Annual Report and Financial Statements for the year ended 30th June 2025

5.4.1 Strategic Pillar 1: Effective Representation, Legislation and Oversight

a. Services and Facilities Offered by the Delivery Unit

The Delivery Unit, in conjunction with Directorates and Departments within the National Assembly Service formed an all-inclusive committee on office space management to evaluate the needs for both Members and Staff. In the review period, the Committee conducted a holistic assessment of office space and equipment needs and developed a proposal for approval by the Board of Management of the National Assembly how to facilitate the Hon. Members and staff who did not have suitable working spaces within the precincts of Parliament and the newly recruited staffers who did not have offices and tools to enable them discharge their duties.

The Committee has since finalized standardization in terms of office equipment and facilities for Parliamentary leadership to ensure that each leader is well facilitated to discharge their constitutional mandates. All the procurable items for the FY 2024/25 were delivered awaiting distribution. The Parliamentary Leadership Offices include (Speaker, Deputy Speaker, Majority and Minority Party, Speaker's panel and 38 Committee chairpersons).

b. Achievements from the services and facilities offered (July 2024 – June 2025):

Continuous assessment of necessary improvements of facilities at Bunge Tower, KICC, Harambee Plaza, Ukulima Sacco Plaza, Protection House, Main Parliament building and Continental House was carried out and action taken to enhance service delivery.

The Committee after carrying out an audit of disposable office furniture and equipment was able to replace the disposed furniture and equipment to the following users: -

- 1) Directorate of Committee Services
- 2) Directorate of Hansard
- 3) Directorate of Legal Services
- 4) Constituency Liaison and DF&A
- 5) Directorate of Litigation and compliance
- 6) Parliamentary Budget Office
- 7) Directorate of Speaker's Office

The National Assembly

Annual Report and Financial Statements for the year ended 30th June 2025

c. Challenges:

- 1) Inadequate budget to support all the procurable needs to standardize the offices of the staff;
- 2) Inadequate sanitary facilities to support the big number of occupants in some buildings like Bunge Tower, Ukulima and Harambee house;
- 3) Malfunctional systems and equipment such as internet connectivity and sanitation in some offices more so at the KICC
- 4) Sudden leakages at the Bunge Tower and Continental House which were repaired. However, some offices remain not suitable for use.

d. Recommendations

- 1) Maintenance department to conduct comprehensive assessment of the renovations to be undertaken within reasonable period to make the newly acquired office spaces for staff better and user friendly;
- 2) Enhanced security within the precincts of Parliament whenever there are threats of protests around.

5.4.2 Strategic Pillar 2: Excellence in Service Delivery

(a) Services/ Facilities Offered (July 2024 – June 2025):

The delivery unit supervised the tender evaluation process for procurement and successful delivery of office furniture and vehicles for use in leadership offices. The unit facilitated the processing of office operations for the retired Speakers of the National Assembly.

(b) Achievements from the Services / Facilities Offered (July 2024 – June 2025):

Improved service delivery by the leadership and enhance efficiency in operations of the offices of retired Speakers.

(c) Challenges

Delays in surrender of returns by officers in charge of the offices of the retired Speakers hence delays in processing of subsequent allocations.

a) Recommendations:

Some training to the officers running the offices of the retired Speakers on financial management.

The National Assembly

Annual Report and Financial Statements for the year ended 30th June 2025

5.4.3 Strategic Pillar 3: Public Trust

(a) Services/ Facilities Offered (July 2024 – June 2025):

The 14th Edition of the East African Community Inter-Parliamentary Games (EAC-IPG) were hosted by the Parliament of Kenya in Mombasa County from 6th -18th December, 2024. Pre-event activities which included identification and procurement of suitable facilities and services such as fields, hotels, conference halls, transport and security were coordinated by the Bunge Sports Club secretariat chaired from the delivery unit. Subsequently, team Kenya participated in the games and presented participants in all the eight disciplines where Kenya won different categories of medals and trophies in various disciplines.

On 17th May 2025, the unit coordinated through the National Assembly Wellness Committee participation of staff of the National Assembly in Alliance Classic Run 2025 where more than 100 staffers participated.

(b) Achievements from the Services / Facilities Offered (July 2024 – June 2025):

- i) Enhanced deepening and widening of inter-parliamentary diplomacy and regional integration.
- ii) A healthy human capital for efficient and effective service delivery

(c) Challenges

Minimal challenges were experienced such as inadequate funds to support the cheering squad.

d) Recommendations:

Enhanced budget allocations to the vote to support subsequent tournaments.

Conclusion

The National Assembly of Kenya is dedicated to sustainability, employee welfare, responsible operational practices, and active community engagement. Through these efforts, the National Assembly strives to fulfill its mandate while promoting social equity and environmental health, ensuring a positive impact on the lives of citizens. Moving forward, the National Assembly aims to expand its initiatives and enhance its strategies for greater effectiveness and sustainability.

6. Governance Statement

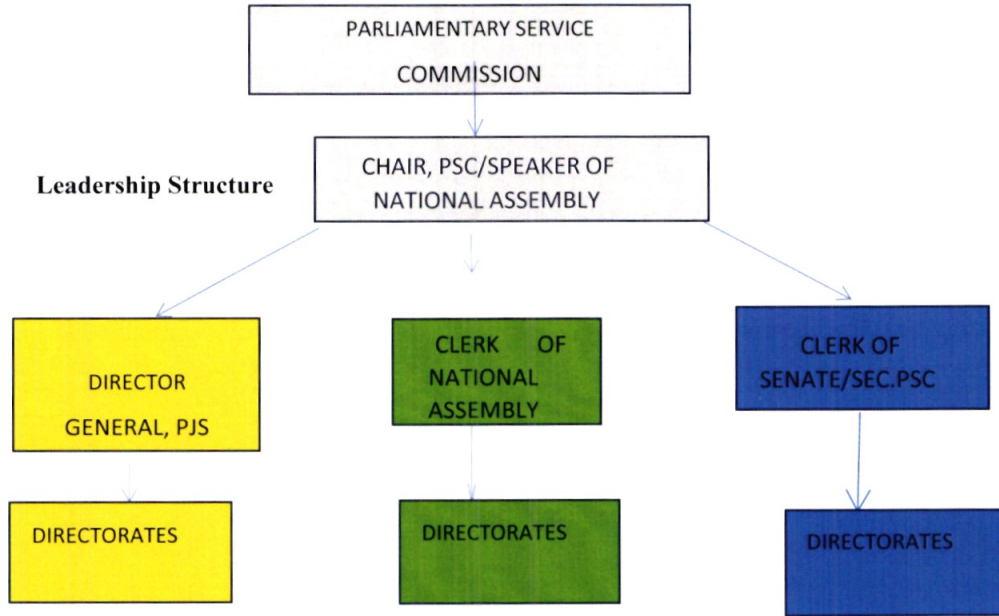


Figure 13: PSC structure

The Audit Committee is a Statutory Committee established under Section 174 of the PFM Regulations, 2015 which requires that each National Government entity establishes an Audit Committee. Gazette Notice No. 2690 of 16th April, 2016 published guidelines for Audit Committees. The existence of an independent audit committee is recognized internationally as an important feature of good corporate governance.

The Audit Committee forms a key element in the governance process by ensuring that external audit recommendations are fully addressed, that the quality of internal audit is of an appropriate standard and that line management has full regard to internal audit recommendations. Properly exercised, their role is vital in being the watchdog for the independence of internal audit and in ensuring that the information made available to the Commission is reliable thereby enabling them to make judgment about the quality of the management and the future prospects of the Parliamentary Service Commission.

The current Commission Committee on Audit was appointed on 1st March 2023.

The Membership comprises the following-

The National Assembly

Annual Report and Financial Statements for the year ended 30th June 2025

Sen. Johnstone Muthama	Chairperson
Sen. Joyce Korir, MP, Vice- Chairperson PSC	- Member
Hon. Faith Gitau, MP	- Member
Mr. Jeremiah Ndombi, MBS, Deputy Clerk, National Assembly	- Member
Ms. Eunice Gichangi, OGW, Deputy Clerk, Senate	- Member
Maj. (Rtd) Kirungu Majiba, Director, Security and Safety, PJS	- Member
CPA. George Arum, Director Internal Audit	-Secretary

The Committee has so far held eight meetings. The Committee has also held one induction training workshop. On all these occasions, the Committee has been enlightened on its role of ensuring good Governance and Accountability at the Parliamentary Service Commission.

Risk management, compliance, conflict of interest etc.

On the 25th May, 2022, the Parliamentary Service Commission considered and adopted the risk management policy as mandated by Section 165 of the Public Finance Management Regulations, 2015. This section requires the Accounting Officer to ensure that their entity develops risk management strategies that prevent fraud and a risk management system and internal control that ensures solidly built business operations.

All the Accounting Officers of each service would have to be responsible for their vote specific risks and maintain their own risk registers though the coordination role and the chief risk management driver would be the Director General, Parliamentary Joint Services. Risk governance is assigned to the Parliamentary Service Commission to provide policy oversight and review of risk management, while the audit and risk committee of the commission shall oversee regular review of risk management in the specified services. The Accounting Officers are the drivers of the culture of risk management in their votes and this trickles down to The Director General, PJS who continuously seeks to improve the risk structure of all the votes, all the way down to the Directors and HODs who ensure the staff comply with the risk management policy and procedures. At the moment Risk Management in the Parliamentary Service Commission is being implemented across all the votes.

The National Assembly

Annual Report and Financial Statements for the year ended 30th June 2025

Conflict of Interest

The Commission has put in place good structures and measures that allow the flow of work to be efficient and still ensure minimal or no exposure of all Commissioners, Accounting Officers, Senior Managers and staffers to conflict of interest as they execute their duties in different capacities on behalf of the organization.

Report on recent training and development of staff

Under the National Assembly, we have a Training Committee of training that is mandated with the responsibility of ensuring all staff, including those in key leadership offices, are trained as per the policy guidelines. The training committee identifies training needs and makes arrangements through the Clerk's office on dates and venues for the training.

Public participation activities

Article 118(1) of the Constitution of Kenya, 2010 introduced mandatory public participation in all decisions and engagements that have an effect on Kenyans. The National Assembly being a public entity and an arm of Government that impacts directly to the day to day lives of Kenyans in making laws, representation and oversight has ensured that the public is always involved in these three important activities. The National Assembly achieves this by doing public announcements through the print and mass media to invite the public to submit memoranda on various legislative matters, or keep them apprised of matters before the House. The memoranda are usually submitted to the office of the Clerk of the National Assembly.

The National Assembly

Annual Report and Financial Statements for the year ended 30th June 2025

7. Management Discussion and Analysis

The Accounting Officer in charge of the National Assembly is responsible for the preparation and presentation of the entity's financial statements, which give a true and fair view of the state of affairs of the entity. This responsibility includes:

Maintaining adequate financial management arrangements and ensuring that these continue to be effective throughout the reporting period. The management of the National Assembly adhered to all the policy and law requirements in ensuring that all the processes aligned to the PFMA and all attendant regulations and requirements.

Maintaining proper accounting records, which disclose with reasonable accuracy at any time the financial position of the entity. The National Assembly maintained proper and up to date financial records right from the original books of entry up to the end of the accounting cycle to ensure that all financial records are properly recorded and reported.

Designing, implementing and maintaining internal controls relevant to the preparation and fair presentation of the financial statements, and ensuring that they are free from material misstatements, whether due to error or fraud. The National Assembly endeavoured to maintain internal controls that safeguarded all the transactions from fraud and errors. The National Assembly gives assurance that the records contained in the financial reports are free and fair to the extent that sound internal controls are put in place to safeguard all errors and fraud.

Safeguarding the assets of the entity. The National Assembly being a public entity has safeguarded all the assets under its control from loss and unnecessary exposure to loss or damage. Internal control safeguards are in place to ensure the assets are safe and are put to lawful and proper use.

The National Assembly

Annual Report and Financial Statements for the year ended 30th June 2025

8. Environmental and Sustainability Reporting

The National Assembly of Kenya serves as a vital legislative body responsible for representing the interests of citizens and ensuring effective governance. Committed to promoting sustainable development, the National Assembly aligns its legislative processes with broader environmental and economic goals, focusing on delivering essential services to citizens over the long term. This report outlines the National Assembly's sustainability strategy, environmental performance, employee welfare, operational practices, and community engagement efforts.

The sustainability strategy of the National Assembly is founded on responsible governance, resource efficiency, and community engagement. Key components include:

1. Integration of Sustainability in Legislation: Ensuring all proposed laws consider environmental, social, and economic impacts through sustainability impact assessments.
2. Resource Management: Implementing energy-efficient practices and waste reduction measures to minimize the ecological footprint of parliamentary operations.
3. Stakeholder Engagement: Collaborating with stakeholders, including civil society and international organizations, to promote sustainable development.
4. Capacity Building: Training Members of Parliament and staff on sustainability issues and best practices to incorporate these considerations into legislative processes.

Broad Trends Affecting Sustainability Priorities

Several trends impact the Assembly's sustainability efforts:

- Global Climate Change Initiatives: Kenya's commitment to international agreements necessitates proactive legislative action for environmental conservation.
- Economic Pressures: Budget fluctuations can limit funding for sustainability projects, highlighting the need for innovative

The National Assembly

Annual Report and Financial Statements for the year ended 30th June 2025

financing solutions.

- Public Awareness and Advocacy: Growing public demand for accountability in environmental responsibility influences legislative priorities.

Reference to International Best Practices

The National Assembly adopts international best practices as benchmarks, including sustainable procurement and energy management systems aligned with ISO 50001 standards.

Key Achievements

- Replaced over 500 high-energy bulbs with energy-efficient alternatives, resulting in significant energy savings.
- Developed a waste management strategy that reduced waste generation by 30%.
- Conducted public awareness campaigns that increased citizen engagement in sustainability initiatives by 40%.

Areas for Improvement

- Limited funding for extensive sustainability programs hampers scaling of initiatives.
- Need for comprehensive training programs for staff on sustainability.
- Insufficient data collection and reporting mechanisms to effectively track progress.

Environmental Performance and Climate Change Mitigation

The National Assembly's environmental policy focuses on:

1. Sustainability in Legislative Processes: Integrating environmental considerations into all legislative proposals.
2. Resource Efficiency: Promoting energy efficiency and responsible resource management.
3. Biodiversity Conservation: Advocating for laws that protect ecosystems.
4. Climate Change Mitigation: Supporting policies to reduce greenhouse gas emissions.

Evidence of Policy Implementation

- Enacted laws such as the Environmental Management and

The National Assembly

Annual Report and Financial Statements for the year ended 30th June 2025

Coordination Act and the Climate Change Act.

- Developed a waste management policy emphasizing recycling and reducing single-use plastics.

Successes

- Achieved a 60% reduction in energy consumption through energy-efficient lighting.
- Increased recycling rates of paper and plastics by 40%.
- Boosted community participation in sustainability initiatives by 50% through public engagement campaigns.

Shortcomings

- Budget constraints limit the scaling of sustainability initiatives.
- Data gaps hinder effective assessment of environmental policies.
- Need for better integration of sustainability goals across decision-making levels.

Employee Welfare

The National Assembly prioritizes employee welfare through equitable hiring, skills development, and safety compliance.

Hiring Process and Gender Considerations

1. Equal Opportunity Employment: Ensures diversity and inclusivity in hiring.
2. Gender Ratio Considerations: Actively monitors gender representation, achieving 45% female representation in the workforce.
3. Stakeholder Engagement: Consults with stakeholders to reflect community needs in hiring policies.

Skills Development and Career Management

1. Training Programs: Offers professional development opportunities, with over 200 staff participating in training last year.
2. Career Progression: Clear frameworks for career advancement based on merit.
3. Appraisal and Reward Systems: Bi-annual performance appraisals reward outstanding contributors.

The National Assembly

Annual Report and Financial Statements for the year ended 30th June 2025

Safety and Compliance With OSHA

1. Safety Policies: Comprehensive policies address workplace hazards and emergency procedures.
2. Regular Training: Mandatory safety training ensures employee awareness of protocols.
3. Health and Safety Committee: Regularly assesses workplace conditions and recommends improvements.

Operational Practices and Marketplace Practices

The National Assembly maintains high standards of operational practices emphasizing accountability and ethical behavior.

Good Business Practices

1. Transparency and Accountability: Adheres to established procurement and financial reporting procedures, ensuring public trust.
2. Ethical Procurement: Follows an ethical framework for fair and competitive procurement processes.
3. Stakeholder Engagement: Engages stakeholders to align operational practices with public expectations.

Responsible Treatment of Suppliers

1. Contract Honor and Payment Practices: Prioritizes honoring contracts and settling payments promptly.
2. Supplier Relationship Management: Maintains open communication with suppliers to foster collaboration.
3. Capacity Building for Suppliers: Encourages local supplier participation through training on compliance requirements.

Monitoring And Evaluation

1. Performance Assessment: Regular evaluations of supplier performance based on quality and compliance.
2. Feedback Mechanisms: Formal channels for suppliers to voice concerns and suggestions.

The National Assembly

Annual Report and Financial Statements for the year ended 30th June 2025

Community Engagements

The National Assembly values community engagement and corporate social responsibility (CSR) as essential to sustainable development.

Key CSR Engagements

1. Environmental Conservation:

- Launched tree planting campaigns, planting over 10,000 trees to combat deforestation.
- Organized community clean-up drives to enhance local environmental awareness.

Impact on Society

- Increased public participation in conservation efforts and heightened awareness of environmental issues.

Conclusion

The National Assembly of Kenya is dedicated to sustainability, employee welfare, responsible operational practices, and active community engagement. Through these efforts, the National Assembly strives to fulfill its mandate while promoting social equity and environmental health, ensuring a positive impact on the lives of citizens. Moving forward, the National Assembly aims to expand its initiatives and enhance its strategies for greater effectiveness and sustainability.

The National Assembly

Annual Report and Financial Statements for the year ended 30th June 2025

9. Statement of Management Responsibilities

Section 81 (1) of the Public Finance Management Act, 2012 requires that, at the end of each financial year, the Accounting Officer for a National Government Entity shall prepare financial statements in respect of that entity. Section 81 (3) requires the financial statements so prepared to be in a form that complies with relevant accounting standards as prescribed by the Public Sector Accounting Standards Board of Kenya from time to time.

The Accounting Officer in charge of the National Assembly is responsible for the preparation and presentation of the entity's financial statements, which give a true and fair view of the state of affairs of the entity for and as at the end of the financial period ended on June 30, 2025. This responsibility includes: (i) maintaining adequate financial management arrangements and ensuring that these continue to be effective throughout the reporting period, (ii) maintaining proper accounting records, which disclose with reasonable accuracy at any time the financial position of the entity, (iii) designing, implementing and maintaining internal controls relevant to the preparation and fair presentation of the financial statements, and ensuring that they are free from material misstatements, whether due to error or fraud, (iv) safeguarding the assets of the entity; (v) selecting and applying appropriate accounting policies, and (vi) making accounting estimates that are reasonable in the circumstances.

The Accounting Officer in charge of the National Assembly accepts responsibility for the Transitional IPSAS financial statements, which have been prepared on the Accrual Basis of Financial Reporting, using appropriate accounting policies in accordance with International Public Sector Accounting Standards (IPSAS). The Accounting Officer is of the opinion that the entity's financial statements give a true and fair view of the state of entity's transactions during the financial year ended June 30, 2025, and of the entity's financial position as at that date. The Accounting Officer in charge of the National Assembly further confirms the completeness of the accounting records maintained for the entity, which have been relied upon in the preparation of the entity's financial statements as well as the adequacy of the systems of internal financial control.

The Accounting Officer in charge of the National Assembly confirms that the entity has complied fully with applicable Government Regulations and the terms of external financing covenants (where applicable), and that the entity's funds received during the year under audit were used for the eligible purposes for which they were intended and were properly accounted for. Further the Accounting Officer confirms that the entity's financial statements


The National Assembly

Annual Report and Financial Statements for the year ended 30th June 2025

have been prepared in a form that complies with relevant accounting standards prescribed by the Public Sector Accounting Standards Board of Kenya.

Approval of the financial statements

The National Assembly's financial statements were approved and signed by the Accounting Officer on **25th August 2025**.



.....
Samuel J. Njoroge, CBS

Clerk of National Assembly
& Accounting Officer



.....
Peter A. Meikoki

Deputy Director, Finance &
Accounting Services
ICPAK M/No. 4339

REPUBLIC OF KENYA

Telephone: +254-(20) 3214000
Email: info@oagkenya.go.ke
Website: www.oagkenya.go.ke



HEADQUARTERS
Anniversary Towers
Monrovia Street
P.O Box 30084-00100
NAIROBI

REPORT OF THE AUDITOR-GENERAL ON NATIONAL ASSEMBLY FOR THE YEAR ENDED 30 JUNE, 2025

PREAMBLE

I draw your attention to the contents of my report, which is in three parts:

- A. Report on Financial Statements that considers whether the financial statements are fairly presented in accordance with the applicable financial reporting framework, accounting standards, and the relevant laws and regulations that have a direct effect on the financial statements;
- B. Report on Lawfulness and Effectiveness in the Use of Public Resources which considers compliance with applicable laws, regulations, policies, gazette notices, circulars, guidelines and manuals and whether public resources are applied in a prudent, efficient, economic, transparent and accountable manner to ensure the Government achieves value for money and that such funds are applied for the intended purpose; and,
- C. Report on Effectiveness of Internal Controls, Risk Management, and Governance, which considers how the entity has instituted checks and balances to guide internal operations. This responds to the effectiveness of the governance structure, risk management environment, and internal controls, developed and implemented by those charged with governance for orderly, efficient, and effective operations of the entity.

An Unmodified Opinion is issued when the Auditor-General concludes that the financial statements are fairly presented in accordance with the applicable financial reporting framework. The Report on Financial Statements should be read together with the Report on Lawfulness and Effectiveness in the Use of Public Resources, and the Report on Effectiveness of Internal Controls, Risk Management, and Governance.

The three parts of the report aim to address the Auditor-General's statutory roles and responsibilities as provided by Article 229 of the Constitution, the Public Finance Management Act, 2012, and the Public Audit Act, 2015. The three parts of the report, when read together, constitute the report of the Auditor-General.

REPORT ON THE FINANCIAL STATEMENTS

Opinion

I have audited the accompanying transitional IPSAS financial statements of National Assembly set out on pages 1 to 38, which comprise of the statement of financial position as at 30 June, 2025, and the statement of financial performance, statement of changes

in net assets, statement of cash flows and the statement of comparison of budget and actual amounts for the year then ended and a summary of significant accounting policies and other explanatory information in accordance with the provisions of Article 229 of the Constitution of Kenya and Section 35 of the Public Audit Act, 2015. I have obtained all the information and explanations which, to the best of my knowledge and belief, were necessary for the purpose of the audit.

In my opinion, the transitional IPSAS financial statements present fairly, in all material respects, the financial position of the National Assembly as at 30 June 2025 and of its financial performance and its cash flows for the year then ended, in accordance with International Public Sector Accounting Standards (Accrual Basis) including the transitional provisions permitted under IPSAS 33, and comply with the Public Finance Management Act, 2012 and The National Treasury and Economic Planning Circular No.3 of 14 April, 2025.

Basis for Opinion

The audit was conducted in accordance with International Standards of Supreme Audit Institutions (ISSAIs). I am independent of the National Assembly Management in accordance with ISSAI 130 on the Code of Ethics. I have fulfilled other ethical responsibilities in accordance with the ISSAI and in accordance with other ethical requirements applicable to performing audits of financial statements in Kenya. I believe that the audit evidence I have obtained is sufficient and appropriate to provide a basis for my opinion.

Key Audit Matters

Key audit matters are those matters that, in my professional judgement, are of most significance in the audit of the financial statements. There were no key audit matters to report in the year under review.

Other Matter

Unresolved Prior Year Matters

In the prior year's audit report, several issues were raised under Emphasis of Matter, the Report on Lawfulness and Effectiveness in Use of Public Resources and Report on Effectiveness of Internal Controls, Risk Management and Governance. Review of the status during the audit of the National Assembly in financial year 2024/2025 revealed that the following five (5) issues remained unresolved:

No.	Financial Year	Audit Issues
1.	2023/2024	Unpaid Pending Bills
2.	2023/2024	Non-Compliance with the One-Third of Basic Salary Rule
3.	2023/2024	Irregular Use of Low-Value Procurement Method
4.	2023/2024	Weak Internal Controls in the Payment of Mileage Allowances
5	2023/2024	Lack of Fixed Assets Register

Other Information

The Management is responsible for the Other Information set out on pages vi to lxxxii which comprise of Key Parliamentary Service Commission Information and Management, Statement by Speaker of National Assembly/Chairman Parliamentary Service Commission, Statement by the Clerk of the National Assembly/Accounting Officer, Statement of Performance Against Predetermined Objectives, Governance Statement, Management Discussion and Analysis, Environmental and Sustainability Reporting and the Statement of Management's Responsibilities. The Other Information does not include the financial statements and my audit report thereon.

In connection with my audit on the National Assembly's financial statements, my responsibility is to read the Other Information and, in doing so, consider whether the Other Information is materially inconsistent with the financial statements or my knowledge obtained in the audit or otherwise appears to be materially misstated. If, based on the work I have performed, I conclude that there is a material misstatement of this Other Information, I am required to report that fact. I have nothing to report in this regard.

My opinion on the financial statements does not cover the Other Information and accordingly, I do not express an audit opinion or any form of assurance conclusion thereon.

REPORT ON LAWFULNESS AND EFFECTIVENESS IN THE USE OF PUBLIC RESOURCES

Conclusion

As required by Article 229(6) of the Constitution, based on the audit procedures performed, except for the effect of the matters described in the Basis for Conclusion on Lawfulness and Effectiveness in the Use of Public Resources section of my report, I confirm that nothing else has come to my attention to cause me to believe that public resources have not been applied lawfully and in an effective way.

Basis for Conclusion

1. Irregular Use of Low-Value Procurement Method

The statement of financial performance reflects expenditure of Kshs.11,968,370,181 for use of goods and services as disclosed in Note 21 to the financial statements. Included in this expenditure is an amount of Kshs.3,655,542,472 relating to other operating expenses, out of which, Kshs.21,300,670 and Kshs.55,613,345, Kshs.277,988,716 was in respect of operational and transport expenses respectively, in thirty-three (33) Constituencies and four (4) Women Representative offices. Although the expenditure in various cases was above the threshold for low value procurement method, Management of the Constituency and County Women Representative offices did not apply alternative procurement methods as required under Section 91 of the Public Procurement and Asset Disposal Act, 2015, but procured the above goods and services directly through cash purchases.

Further, the expenditures were not supported with approved work plans, requisitions, inspection and acceptance reports, evaluation reports, and KRA ETR receipts. In addition, the store's items were not acknowledged upon receipt, recorded in the store's ledger, or issued as per requisitions.

In the circumstances, the regularity and value for money of the expenditure amounting to Kshs.76,914,015 could not be confirmed.

2. Non-Compliance with Climate Change Financing Requirements

The statement of financial performance reflects an expenditure amounting to Kshs.11,968,370,181 on use of goods and services as disclosed in Note 21 to the financial statements. Included in this expenditure is an amount of Kshs.260,577,477 in respect of routine maintenance-other assets, where climate financing activities were planned as per the 2024/2025 annual work plans. However, integration of climate change considerations into the National Assembly's operational activities could not be linked to any specific expenditure items or budget. Further, the Environment and Sustainability did not disclose climate change financing activities. This was contrary to The National Treasury Circular 13/2020, which requires Government entities to identify and report climate-related budget allocations and provide quarterly expenditure data on climate and environmental projects.

In the circumstances, Management was in breach of The National Treasury's Circular.

3. Non-Compliance with Law on Affirmative Action

Audit inspection conducted in thirty-three (33) Constituency offices and four (4) office of Women Representatives revealed that Nineteen (19) or 51% Constituency offices did not meet the one-third gender rule. This was contrary to Section 7 of the National Cohesion and Integration Act, 2008, which states that all public establishments shall seek to represent the diversity of the people of Kenya in the employment of staff and no public establishment shall have more than one-third of its staff from the same ethnic community. Further, records indicated that all the Constituencies' offices did not meet the five percent threshold for persons living with disability. This was contrary to Section 13 of the Persons with Disability Act, 2003, which states that entities shall endeavor to secure the reservation of five per cent (5%) of all casual, emergency and contractual positions in employment for Persons with Disabilities.

In the circumstances, Management was in breach of the law.

The audit was conducted in accordance with ISSAI 3000 and ISSAI 4000. The standards require that I comply with ethical requirements and plan and perform the audit to obtain assurance about whether the activities, financial transactions and information reflected in the financial statements comply in all material respects with the authorities that govern them. I believe that the audit evidence I have obtained is sufficient and appropriate to provide a basis for my conclusion.

REPORT ON THE EFFECTIVENESS OF INTERNAL CONTROLS, RISK MANAGEMENT AND GOVERNANCE

Conclusion

As required by Section 7(1)(a) of the Public Audit Act, 2015, based on the audit procedures performed, except for the effects of the matter described in the Basis for Conclusion on the Effectiveness of Internal Controls, Risk Management and Governance section of my report, I confirm that, nothing else has come to my attention to cause me to believe that internal controls, risk management and governance were not effective.

Basis for Conclusion

Lack of Comprehensive Verification of Property, Plant and Equipment

The statement of financial position reflects property, plant, and equipment balance of Kshs.109,172,251 as disclosed in Note 27 to the financial statements. However, management did not provide periodic physical inspection reports or evidence of asset verification, review of useful lives, or adherence to inventory management guidance. Tracking of assets is minimal, increasing the risk of misuse or loss.

Failure by Management to adhere to The National Treasury Guidelines on Asset and Liability Management in the Public Sector of March, 2020 may weaken the internal controls mechanism that reconcile the asset register and the physical assets holding.

The audit was conducted in accordance with ISSAI 2315 and ISSAI 2330. The standards require that I plan and perform the audit to obtain assurance about whether effective processes and systems of internal controls, risk management and overall governance were operating effectively in all material respects. I believe that the audit evidence I have obtained is sufficient and appropriate to provide a basis for my conclusion.

Responsibilities of Management and the Commissioners

Management is responsible for the preparation and fair presentation of these financial statements in accordance with International Public Sector Accounting Standards (Accrual Basis) and for maintaining effective internal controls as Management determines is necessary to enable the preparation of financial statements that are free from material misstatement, whether due to fraud or error and for its assessment of the effectiveness of internal controls, risk management and governance.

In preparing the financial statements, the Management is responsible for assessing the National Assembly's ability to continue as a going concern, disclosing, as applicable, matters related to going concern, and using the going concern basis of accounting unless Management is aware of the intention to cease operations.

Management is also responsible for the submission of the financial statements to the Auditor-General in accordance with the provisions of Section 47 of the Public Audit Act, 2015.

In addition to the responsibility for the preparation and presentation of the financial statements described above, Management is also responsible for ensuring that the activities, financial transactions, and information reflected in the financial statements comply with the authorities which govern them and that public resources are applied in an effective way.

The Commissioners are responsible for overseeing the National Assembly's financial reporting process, reviewing the effectiveness of how Management monitors compliance with relevant legislative and regulatory requirements, ensuring that effective processes and systems are in place to address key roles and responsibilities in relation to governance and risk management, and ensuring the adequacy and effectiveness of the control environment.

Auditor-General's Responsibilities for the Audit

My responsibility is to conduct an audit of the financial statements in accordance with Article 229(4) of the Constitution, Section 35 of the Public Audit Act, 2015, and the International Standards of Supreme Audit Institutions (ISSAIs). The standards require that, in conducting the audit, I obtain reasonable assurance about whether the financial statements as a whole are free from material misstatements, whether due to fraud or error and to issue an auditor's report that includes my opinion in accordance with Section 48 of the Public Audit Act, 2015. Reasonable assurance is a high level of assurance, but is not a guarantee that an audit conducted in accordance with ISSAIs will always detect a material misstatement when it exists. Misstatements can arise from fraud or error and are considered material if, individually or in the aggregate, they could reasonably be expected to influence the economic decisions of users taken on the basis of these financial statements.

In conducting the audit, Article 229(6) of the Constitution also requires that I express a conclusion on whether or not, in all material respects, the activities, financial transactions, and information reflected in the financial statements are in compliance with the authorities that govern them and that public resources are applied in an effective way. In addition, I consider the entity's control environment in order to give an assurance on the effectiveness of internal controls, risk management, and governance processes and systems in accordance with the provisions of Section 7(1)(a) of the Public Audit Act, 2015.

Further, I am required to submit the audit report in accordance with Article 229(7) of the Constitution.

Detailed description of my responsibilities for the audit is located at the Office of the Auditor-General's website at: <https://www.oagkenya.go.ke/auditor-generals-responsibilities-for-audit/>. This description forms part of my auditor's report.


FCPA Nancy Gathungu, CBS
AUDITOR-GENERAL

Nairobi


2 December, 2025

The National Assembly
Annual Report and Financial Statements for the year ended 30th June 2025

11. Statement of Financial Performance for the Period Ended 30th June, 2025

	Notes	Period Ended June 2025
		Kshs
Revenue from non-exchange transactions		
Transfers from Exchequer	19	24,009,297,204
Total revenue		24,009,297,204
Expenses		
Employee costs	20	13,276,910,371
Use of goods and services	21	11,968,370,181
Other Grants and Subsidies	22	14,320,042
Depreciation and amortization expense	23	19,870,859
Total expenses		25,279,471,452
Surplus/Deficit for the year		(1,270,174,248)
Net Surplus/Deficit		(1,270,174,248)

The Financial Statements set out on pages 1 to 6 were signed by:



Samuel J. Njoroge, CBS
 Clerk of National Assembly
 & Accounting Officer



Peter A. Meikoki
 Deputy Director, Finance & Accounting Services
 ICPAK No. 4339

The National Assembly


Annual Report and Financial Statements for the year ended 30th June 2025

12. Statement Of Financial Position as at 30th June, 2025

	Notes	Period as at	Opening
		June 2025	Statement
		Kshs	1 st July 2024
			Kshs
Assets			
Current Assets			
Cash and Cash equivalents	24	6,136,700	7,409,002
Receivables from Non-Exchange Transactions	25	12,385,785	25,539,155
Prepayments	26	3,715,520	-
Total Current Assets		22,238,005	32,948,157
Non-Current Assets			
Property, Plant, and Equipment	27	109,172,251	42,098,789
Total Non-Current Assets		109,172,251	42,098,789
Total Assets (A)		131,410,256	75,046,947
Liabilities			
Current Liabilities			
Trade and Other Payables	28	668,429,938	284,601,371
Refundable Deposits and Prepayments	29	-	2,313,870
Current provision-Gratuities	30	1,124,663,135	-
Total Current Liabilities		1,793,093,073	286,915,241
Non-Current Liabilities			
Non-Current Provisions	30	1,677,130,902	1,846,580,910
Total Non-Current Liabilities		1,677,130,902	1,846,580,910
Total Liabilities (B)		3,470,223,975	2,133,496,151
Net Assets (A-B)		(3,338,813,718)	(2,058,449,205)
Represented By:			
Accumulated Surplus		(3,338,813,718)	(2,058,449,205)
Net Assets		(3,338,813,718)	(2,058,449,205)

The National Assembly

Annual Report and Financial Statements for the year ended 30th June 2025



Samuel J. Njoroge, CBS

Clerk of National Assembly
& Accounting Officer



Peter A. Meikoki

Deputy Director, Finance & Accounting Services
ICPAK No. 4339

13. Statement of Changes in Net Assets for the Period Ended 30th June, 2025

Description	Accumulated Surplus	Total
	kshs	kshs
As at 30th June 2024 (cash basis)	30,634,287	30,634,287
Adjustments: (to recognize assets and liabilities)	(2,089,083,492)	(2,089,083,492)
As at July 1, 2024	(2,058,449,205)	(2,058,449,205)
Surplus/ deficit for the period	(1,270,174,248)	(1,270,174,248)
Returns to exchequer	(10,190,265)	(10,190,265)
As at 30th June, 2025	(3,338,813,718)	(3,338,813,718)

The National Assembly

Annual Report and Financial Statements for the year ended 30th June 2025

14. Statement of Cash Flows for The Period Ended 30th June, 2025

		<i>Period Ended June 2025</i>
	Notes	Kshs
Cash flows from operating activities		
Receipts		
Transfers from exchequer	19	24,009,297,204
Total receipts		24,009,297,204
Payments		
Employee costs	20	12,257,867,707
Use of goods and services	21	11,591,339,635
Other Grants and Subsidies	22	14,320,042
Total payments		23,863,527,383
Net cash flows from/(used in) operating activities		145,769,821
Cash flows from investing activities		
Purchase of PPE	27	(136,851,859)
Net cash flows from/(used in) investing activities		(136,851,859)
Cash flows from financing activities		
Return to Exchequer		(10,190,265)
Net cash flows from financing Activities		(10,190,265)
Net increase/(decrease) in cash & Cash equivalents		(1,272,302)
Cash and cash equivalents at the start of the period	24	7,409,002
Cash and cash equivalents at the end of the period	24	6,136,700

Samuel J. Njoroge, CBS

Clerk of National Assembly

& Accounting Officer

Peter A. Meikoki

Deputy Director, Finance Accounting Services

ICPAK No. 4339

The National Assembly
Annual Report and Financial Statements for the year ended 30th June 2025

15. Statement Of Comparison of Budget & Actual Amounts for Period Ended 30th June, 2025

Description	Original budget	Adjustments	Final budget	Actual on a comparable basis	Budget utilization difference	% of utilization
	A	B	C=a+b	D	E=c-d	F=d/c %
Revenue						
Transfers from exchequer	26,770,000,000	(1,059,205,425)	25,710,794,575	24,009,297,204	1,701,497,371	93%
Other Revenue	5,000,000	-	5,000,000	-	5,000,000	0%
Total revenue	26,775,000,000	(1,059,205,425)	25,715,794,575	24,009,297,204	1,706,497,371	93%
Expenses						
Employees Costs	13,996,622,876.00	(905,118,672)	13,091,504,204	12,257,867,706	833,636,498	94%
Use of goods and services	12,441,377,124.00	(110,086,753)	12,331,290,371	11,591,339,635	739,950,736	94%
Transfers to other government units	16,000,000.00	-	16,000,000	-	16,000,000	0%
Other grants and transfers	45,000,000.00	-	45,000,000	14,320,042	30,679,958	32%
Total recurrent expenses	26,499,000,000	(1,015,205,425)	25,483,794,575	23,863,527,382	1,620,267,193	94%
Capital items						
Acquisition of PPE	276,000,000.00	(44,000,000)	232,000,000	136,851,859	95,148,142	59%
Total expenses	276,000,000	(44,000,000)	232,000,000	136,851,859	95,148,142	59%
Development						
Total expenses	26,775,000,000	(1,059,205,425)	25,715,794,575	24,000,379,241	1,715,415,334	93%
Surplus/ deficit		-	-	8,917,963	- 8,917,963	

16. Reconciliation Table

	Description of Particulars	Amount in Kshs
	Actual Surplus Amounts as per the statement of Budget	8,917,963
1	Basis difference	-
2	Timing differences	7,409,002
4	Classification differences	(10,190,265)
	Closing Cash and Cash Equivalent as per the statement of Cash flows	6,136,700



Samuel J. Njoroge, CBS

Clerk of National Assembly
& Accounting Officer



Peter A. Meikoki

Deputy Director, Finance & Accounting Services
ICPAK No. 4339

Explanatory notes for expenditure and revenue below 90% as well as above 100%

Other grants and transfers (32%). This is usually a provisional budget and its actual expenditure depends on the occurrence of events for which it was set aside. During the year, few events that necessitated its expenditure happened and therefore the absorption was low.

The National Assembly
Annual Report and Financial Statements for the period ended 30th June, 2025.

Acquisition of assets (59%) This was affected by exchequer releases for capital expenditure activities since not all requested exchequers were received thus affecting absorption.

Transfers to Other Government entities (0%) This is provisional budget depending with contingent occurrences. However, during the financial year, there were no events to warrant absorption of the budget.

Other revenue (0%) This results from sale of bonded assets as AIA. However, the disposal process was started but will be completed in the next financial year.

17. Budget Execution by Programmes and Sub-Programmes for FY2024/2025

Programme/Sub-programme	Original Budget	Adjustments	Final Budget	Actual on comparable basis	Budget utilization difference
	Kshs	Kshs	Kshs	Kshs	Kshs
Legislation and Representation	26,775,000,000	(1,059,205,425)	25,715,794,575	24,035,173,315	1,680,621,260

18. Notes to the Financial Statements

i. Establishment

The National Assembly is established by and derives its authority and accountability from Article 95 of the Constitution of Kenya, 2010. The National Assembly is wholly owned by the Government of Kenya and is domiciled in Kenya. The National Assembly's principal activities are Representation, Oversight and National legislation. The Members of Parliament of the National Assembly represent the people of the constituencies and special interests in the National Assembly, enact and amend laws and oversight the Executive arm of Government.

ii. Statement of compliance and Basis of Reporting

These financial statements have been prepared in accordance with the Public Finance Management Act, 2012 and with the International Public Sector Accounting Standards (IPSAS-Transitional).

For the purpose of these financial statements, The National Assembly has been categorized as a Schedule 1 national government MDA in line with Section 4 of the Public Finance Management Act, 2012 read together with Regulation 211 (2) of the Public Finance Management (National Government) Regulations, 2015. Schedule 1 national government entities include Ministries, Departments, Agencies, constitutional institutions and independent offices. MDAs are reporting entities whose primary objective is to provide policy and coordination of government services.

The use of public resources by MDAs is primarily governed by Chapter 12 of the Constitution, the relevant Appropriation Act, the Public Finance Management Act, of 2012, and the Public Procurement and Disposal Act, of 2015.

These financial statements were authorized for issue by the Accounting Officer on 25th August 2025.

The financial statements have been prepared in accordance with the Public Finance Management Act, and The National Assembly has taken advantage of the transitional provisions under IPSAS 33 and therefore these 1st/ 2nd/ 3rd/year financial statements are transitional financial statements and the following elements of the financial statements have not been recognized: -

- Inventories (IPSAS 12, Inventories);
- Investment property (IPSAS 16, Investment Property);
- Property, plant and equipment (IPSAS 17, Property, Plant and Equipment);

- Defined benefit plans and other long-term employee benefits (IPSAS 25, Employee Benefits);
- Biological assets and agricultural produce (IPSAS 27, Agriculture);
- Intangible assets (IPSAS 31, Intangible Assets);
- Service concession assets and the related liabilities, either under the financial liability model or the grant of a right to the operator model (IPSAS 32, Service Concession Arrangements: Grantor); and
- Financial instruments (IPSAS 29, Financial Instruments; Recognition and Measurement).

iii. Reporting period

The reporting period for these financial statements is for the period ended 30th June 2025.

iv. Basis of preparation

These financial statements have been prepared on a going concern basis, and the accounting policies have been applied consistently throughout the period on an accrual basis unless otherwise specified (for example, the Statement of Cash Flows). Under an accrual basis, revenues are recognised when rights to assets are earned or levied rather than when cash is received, and expenses are recognised when obligations are incurred rather than when they are settled. The financial statements have been prepared and presented in Kenya Shillings to the nearest shilling. The accounting policies adopted have been consistently applied to all the years presented.

V. Critical accounting judgements

IPSAS requires accounting judgements to be made in determining accounting policies that impact the presentation of these financial statements. The most critical of these judgements, and their impact, are:

Recognition of revenue

A revenue is an increase in the net financial position, other than increases arising from ownership contributions. Revenue is required to be measured when the event occurs and when recognition criteria (probable inflow of resources and ability to reliably measure their value) are met. Judgment is required to determine if these criteria are met, particularly where limited evidence is available at the time the revenue is earned.

Recognition of non-exchange expenses and liabilities

A liability is a present obligation for an outflow of resources that results from a past event. Expenses (and other liabilities) are recognized when there is a present obligation (legal or constructive) as a result of a past event. An

outflow of resources embodying economic benefits will probably be required to settle the obligation and a reliable estimate of the obligation can be made. Judgement is required in assessing each of these conditions, and therefore reporting if an expense and a present obligation should be reported.

The National Assembly pursues a number of policy targets and outcomes. However, the commitment to these targets and outcomes, generally, do not of themselves constitute a present obligation unless The National Assembly is clear on the cost it intends to incur, when payment will be made, and to whom and as a consequence has raised a valid expectation. As a consequence, liabilities are not reported for costs associated with The National Assembly policy objectives and targets. Where a policy choice gives rise to an obligation that exists independently of The National Assembly's future actions, expenses (and other related liabilities) are recognized for that policy.

Purpose and nature of financial instruments

Judgment is required in determining whether financial assets (including investment in securities and advances) and financial liabilities are held for trading or to provide a return through interest and principal transactions. Depending on that judgment, financial instruments will be reported at fair value or on an amortized cost basis.

Climate change obligations

Kenya's current National Determined Contribution (NDC) to deliver on the goals of the Paris Agreement sets a headline target of a 32 per cent emission reduction by 2030 relative to the business-as-usual scenario of 143 MtCO₂eq. The National Assembly's commitment to climate change action does not constitute a present obligation on the balance sheet but are disclosed separately.

Physical assets

An asset is a resource presently controlled by The National Assembly as a result of a past event. The primary reason for holding property, plant and equipment and other assets is for their service potential rather than their ability to generate cash flows. Because of the types of services provided, a significant proportion of assets used by public sector entities including roads, national parks, heritage buildings etc are specialized in nature. There may be a limited market for such assets and so judgement is required on measurement. Judgment is also required whether assets are held for commercial purposes or public benefit purposes.

vi. Adoption of New and Revised Standards

- i) New and amended standards and interpretations in issue effective in the year ended 30 June 2025.**

There were no new and amended standards issued in the financial year.

ii) New and amended standards and interpretations in issue but not yet effective in the year ended 30 June 2025.

Standard	Effective date and impact:
IPSAS 43	<p>Applicable 1st January 2025</p> <p>The standard sets out the principles for the recognition, measurement, presentation, and disclosure of leases. The objective is to ensure that lessees and lessors provide relevant information in a manner that faithfully represents those transactions. This information gives a basis for users of financial statements to assess the effect that leases have on the financial position, financial performance and cashflows of an MDA.</p> <p>The new standard requires entities to recognise, measure and present information on right of use assets and lease liabilities.</p>
IPSAS 44: Non-Current Assets Held for Sale and Discontinued Operations	<p>Applicable 1st January 2025</p> <p>The Standard requires,</p> <p>Assets that meet the criteria to be classified as held for sale to be measured at the lower of carrying amount and fair value less costs to sell and the depreciation of such assets to cease and:</p> <p>Assets that meet the criteria to be classified as held for sale to be presented separately in the statement of financial position and the results of discontinued operations to be presented separately in the statement of financial performance.</p>
IPSAS 45-Property Plant and Equipment	<p>Applicable 1st January 2025</p> <p>The standard supersedes IPSAS 17 on Property, Plant and Equipment. IPSAS 45 has additional guidance/ new guidance for heritage assets, infrastructure assets and measurement. Heritage assets were previously excluded from the scope of IPSAS 17 in IPSAS 45, heritage assets that satisfy the definition of PPE shall be recognised as assets if they meet the criteria in the standard. IPSAS 45 has an additional application guidance for infrastructure assets, implementation guidance and illustrative examples. The standard has clarified existing principles e.g valuation of land over or under the infrastructure assets, under- maintenance of assets and distinguishing significant parts of infrastructure assets.</p>
IPSAS 46	<p>Applicable 1st January 2025</p>

*The National Assembly
Annual Report and Financial Statements for the period ended 30th June, 2025.*

Standard	Effective date and impact:
Measurement	<p>The objective of this standard was to improve measurement guidance across IPSAS by:</p> <ol style="list-style-type: none"> i. Providing further detailed guidance on the implementation of commonly used measurement bases and the circumstances under which they should be used. ii. Clarifying transaction costs guidance to enhance consistency across IPSAS; iii. Amending where appropriate guidance across IPSAS related to measurement at recognition, subsequent measurement and measurement related disclosures. <p>The standard also introduces a public sector specific measurement bases called the current operational value.</p>
IPSAS 47- Revenue	<p>Applicable 1st January 2026</p> <p>This standard supersedes IPSAS 9- Revenue from exchange transactions, IPSAS 11 Construction contracts and IPSAS 23 Revenue from non- exchange transactions. This standard brings all the guidance of accounting for revenue under one standard. The objective of the standard is to establish the principles that an MDA shall apply to report useful information to users of financial statements about the nature, amount, timing and uncertainty of revenue and cash flow arising from revenue transactions.</p>
IPSAS 48- Transfer Expenses	<p>Applicable 1st January 2026</p> <p>The objective of the standard is to establish the principles that a transfer provider shall apply to report useful information to users of financial statements about the nature, amount, timing and uncertainty of expenses and cash flow arising from transfer expense transactions. This is a new standard for public sector entities geared to provide guidance to entities that provide transfers on accounting for such transfers.</p>
IPSAS 49- Retirement Benefit Plans	<p>Applicable 1st January 2026</p> <p>The objective is to prescribe the accounting and reporting requirements for the public sector retirement benefit plans which provide retirement to public sector employees and other eligible participants. The standard sets the financial statements that should be presented by a retirement benefit plan.</p>
IPSAS 50: Exploration For & Evaluation of Mineral Resources	<p>Applicable 1st January 2027</p> <p>The objective of this Standard is to specify the financial reporting for the exploration for and evaluation of mineral resources. The Standard requires:</p> <ol style="list-style-type: none"> i. Limited improvements to existing accounting practices for exploration and evaluation expenditures.

The National Assembly
Annual Report and Financial Statements for the period ended 30th June, 2025.

Standard	Effective date and impact:
	<ul style="list-style-type: none"><li data-bbox="464 437 1544 539">ii. Entities that recognize exploration and evaluation assets to assess such assets for impairment in accordance with this Standard and measure any impairment in accordance with IPSAS 26.<li data-bbox="464 548 1544 690">iii. Disclosures that identify and explain the amounts in the entity's financial statements arising from the exploration for and evaluation of mineral resources and help users of those financial statements understand the amount, timing and certainty of future cash flows from any exploration and evaluation assets recognized.

iii) Early adoption of standards

The National Assembly did not early – adopt any new or amended standards in the financial year.

vii. Summary of Significant Accounting Policies

a) Revenue recognition

i) Revenue from non-exchange transactions

Fees, taxes and fines

The National Assembly recognizes revenues from fees, taxes and fines when the event occurs and the asset recognition criteria are met. To the extent that there is a related condition attached that would give rise to a liability to repay the amount, deferred income is recognized instead of revenue. Other non-exchange revenues are recognized when it is probable that the future economic benefits or service potential associated with the asset will flow to The National Assembly and the fair value of the asset can be measured reliably.

Transfers from other government entities

Revenues from non-exchange transactions with other government entities are measured at fair value and recognized on obtaining control of the asset (cash, goods, services and property) if the transfer is free from conditions and it is probable that the economic benefits or service potential related to the asset will flow to The National Assembly and can be measured reliably. Recurrent grants are recognized in the statement of comprehensive income. Development grants are recognized in the statement of financial performance after meeting the revenue recognition criteria. Conditional grants are recognized as revenue upon fulfilment of the set conditions.

ii) Revenue from exchange transactions

Rendering of services

The National Assembly recognizes revenue from rendering of services by reference to the stage of completion when the outcome of the transaction can be estimated reliably. The stage of completion is measured by reference to labour hours incurred to date as a percentage of total estimated labour hours. Where the contract outcome cannot be measured reliably, revenue is recognized only to the extent that the expenses incurred are recoverable.

Interest income

Interest income is accrued using the effective yield method. The effective yield discounts estimated future cash receipts through the expected life of the financial asset to that asset's net carrying amount. The method applies this yield to the principal outstanding to determine interest income each period.

Rental income

Rental income arising from operating leases on investment properties is accounted for on a straight-line basis over the lease terms and included in revenue.

viii. Budget information

The original budget of Kshs. 26,775,000,000 for FY 2024/25 was approved by the National Assembly in June 2024. Subsequent revisions were made to the approved budget in accordance with specific approvals from the appropriate authorities. The National Assembly recorded reduced appropriations of Kshs. 1,059,205,425 on the 2024/25 budget following the governing body's approval. The National Assembly's budget is prepared on a different basis to the actual income and expenditure disclosed in the financial statements. The financial statements are prepared on accrual basis using a classification based on the nature of expenses in the statement of financial performance, whereas the budget is prepared on a cash basis. The amounts in the financial statements were recast from the accrual basis to the cash basis and reclassified by presentation to be on the same basis as the approved budget. A comparison of budget and actual amounts, prepared on a comparable basis to the approved budget, is then presented in the statement of comparison of budget and actual amounts. In addition to the Basis difference, adjustments to amounts in the financial statements are also made for differences in the formats and classification schemes adopted for the presentation of the financial statements and the approved budget. A statement to reconcile the actual amounts on a comparable basis included in the statement of comparison of budget and actual amounts and the actuals as per the statement of cash flows has been presented.

ix. Investment property

Investment properties are measured initially at cost, including transaction costs. The carrying amount includes the replacement cost of components of an existing investment property at the time that cost is incurred if the recognition criteria are met and excludes the costs of day-to-day maintenance of an investment property. Investment property acquired through a non-exchange transaction is measured at its fair value at the date of acquisition. Subsequent to initial recognition, investment properties are measured using the cost model and are depreciated accordingly. Investment properties are derecognized either when they have been disposed of or when the investment property is permanently withdrawn from use and no future economic benefit or service potential is expected from its disposal. The difference between the net disposal proceeds and the carrying amount of the asset is recognized in the surplus or deficit in the period of de-recognition. Transfers are made to or from investment property only when there is a change in use.

x. Property, plant and equipment

All property, plant and equipment are stated at cost less accumulated depreciation and impairment losses. Cost includes expenditure that is directly attributable to the acquisition of the items. When significant parts of property, plant and equipment are required to be replaced at intervals, The National Assembly recognizes such parts as individual assets with specific useful lives and depreciates them accordingly. Likewise, when a major inspection is performed, its cost is recognized in the carrying amount of the plant and equipment as a replacement if the recognition criteria are satisfied. All other repair and maintenance costs are recognized in surplus or deficit as incurred. Where an asset is acquired in a non-exchange transaction for nil or nominal consideration the asset is initially measured at its fair value.

xi. Right of use asset

The right-of-use assets comprises the initial measurement of the corresponding lease liability, lease payments made at or before the commencement day, less any lease incentives received and any initial direct costs. They are subsequently measured at cost less accumulated depreciation and impairment losses. Whenever The National Assembly incurs an obligation for costs to dismantle and remove a leased asset, restore the site on which it is located or restore the underlying asset to the condition required by the terms and conditions of the lease, a provision is recognized and measured under IPSAS 21 or IPSAS 26. To the extent that the costs relate to a right-of-use asset, the costs are included in the related right-of-use asset, unless those costs are incurred to produce inventories. Right-of-use assets are depreciated over the shorter period of lease term and useful life of the underlying asset. If a lease transfers ownership of the underlying asset or the cost of the right-of-use asset reflects that The National Assembly expects to exercise a purchase option, the related right-of-use asset is depreciated over the useful life of the underlying asset. The depreciation starts at the commencement date of the lease. The right-of-use assets are presented as a separate line in the statement of financial position.

xii. Tangible Natural Resources

The National Assembly recognises a tangible natural resource recognized if, and only if: It is probable that service potential associated with the natural resource will flow to The National Assembly; The National Assembly controls the tangible natural resource as a result of past events; and the tangible natural resource can be measured reliably. Where this criterion is not met, The National Assembly discloses the tangible natural resource in the notes to the financial statements. Where a tangible natural resource is recognized as an asset as the result of an event that is not a transaction in an orderly market, including non-exchange transactions, the asset shall be measured initially at its deemed cost. An MDA shall apply IPSAS 46, Measurement, when measuring the deemed cost of such a recognized

tangible natural resource. A recognized tangible natural resource acquired through an exchange transaction shall be measured at its cost. Historical cost model is applied after initial recognition less any depreciation and impairment losses.

xiii. Leases

Finance leases are leases that transfer substantially all of the risks and benefits incidental to ownership of the leased item to The National Assembly. Assets held under a finance lease are capitalized at the commencement of the lease at the fair value of the leased property or, if lower, at the present value of the future minimum lease payments. The National Assembly also recognizes the associated lease liability at the inception of the lease. The liability recognized is measured as the present value of the future minimum lease payments at initial recognition. Subsequent to initial recognition, lease payments are apportioned between finance charges and reduction of the lease liability so as to achieve a constant rate of interest on the remaining balance of the liability. Finance charges are recognized as finance costs in surplus or deficit. An asset held under a finance lease is depreciated over the useful life of the asset. However, if there is no reasonable certainty that The National Assembly will obtain ownership of the asset by the end of the lease term, the asset is depreciated over the shorter of the estimated useful life of the asset and the lease term.

xiv. Intangible assets

Intangible assets acquired separately are initially recognized at cost. The cost of intangible assets acquired in a non-exchange transaction is their fair value at the date of the exchange. Following initial recognition, intangible assets are carried at cost less any accumulated amortization and accumulated impairment losses. Internally generated intangible assets, excluding capitalized development costs, are not capitalized and expenditure is reflected in surplus or deficit in the period in which the expenditure is incurred. The useful life of the intangible assets is assessed as either finite or indefinite.

xv. Research and development costs

The National Assembly expenses research costs as incurred. Development costs on an individual project are recognized as intangible assets when The National Assembly can demonstrate:

- i) The technical feasibility of completing the asset so that the asset will be available for use or sale
- ii) Its intention to complete and its ability to use or sell the asset
- iii) How the asset will generate future economic benefits or service potential
- iv) The availability of resources to complete the asset

v) The ability to measure reliably the expenditure during development.

Following initial recognition of an asset, the asset is carried at cost less any accumulated amortization and accumulated impairment losses. Amortization of the asset begins when development is complete, and the asset is available for use. It is amortized over the period of expected future benefit. During the period of development, the asset is tested for impairment annually with any impairment losses recognized immediately in surplus or deficit.

xvi. Financial instruments

IPSAS 41 addresses the classification, measurement and de-recognition of financial assets and financial liabilities, introduces new rules for hedge accounting and a new impairment model for financial assets. The National Assembly does not have any hedge relationships and therefore the new hedge accounting rules have no impact on the financial statements. A financial instrument is any contract that gives rise to a financial asset of one MDA and a financial liability or equity instrument of another MDA. At initial recognition, The National Assembly measures a financial asset or financial liability at its fair value plus or minus, in the case of a financial asset or financial liability not at fair value through surplus or deficit, transaction costs that are directly attributable to the acquisition or issue of the financial asset or financial liability.

xvii. Financial assets

Classification of financial assets

The National Assembly classifies its financial assets as subsequently measured at amortised cost, fair value through net assets/ equity or fair value through surplus and deficit on the basis of both The National Assembly's management model for financial assets and the contractual cash flow characteristics of the financial asset. A financial asset is measured at amortized cost when the financial asset is held within a management model whose objective is to hold financial assets in order to collect contractual cash flows and the contractual terms of the financial asset give rise on specified dates to cash flows that are solely payments of principal and interest on the principal outstanding. A financial asset is measured at fair value through net assets/ equity if it is held within the management model whose objective is achieved by both collecting contractual cashflows and selling financial assets and the contractual terms of the financial asset give rise on specified dates to cash flows that are solely payments of principal and interest on the principal amount outstanding. A financial asset shall be measured at fair value through surplus or deficit unless it is measured at amortized cost or fair value through net assets/ equity unless an MDA has made irrevocable election at initial recognition for particular investments in equity instruments.

Subsequent measurement

Based on the business model and the cash flow characteristics, The National Assembly classifies its financial assets into amortized cost or fair value categories for financial instruments. Movements in fair value are presented in either surplus or deficit or through net assets/ equity subject to certain criteria being met.

Amortized cost

Financial assets that are held for collection of contractual cash flows where those cash flows represent solely payments of principal and interest, and that are not designated at fair value through surplus or deficit, are measured at amortized cost. A gain or loss on an instrument that is subsequently measured at amortized cost and is not part of a hedging relationship is recognized in profit or loss when the asset is de-recognized or impaired. Interest income from these financial assets is included in finance income using the effective interest rate method.

Fair value through net assets/ equity

Financial assets that are held for collection of contractual cash flows and for selling the financial assets, where the assets' cash flows represent solely payments of principal and interest, are measured at fair value through net assets/ equity. Movements in the carrying amount are taken through net assets, except for the recognition of impairment gains or losses, interest revenue and foreign exchange gains and losses which are recognized in surplus/deficit. Interest income from these financial assets is included in finance income using the effective interest rate method.

Trade and other receivables

Trade and other receivables are recognized at fair values less allowances for any uncollectible amounts. Trade and other receivables are assessed for impairment on a continuing basis. An estimate is made of doubtful receivables based on a review of all outstanding amounts at the year end.

Fair value through surplus or deficit

Financial assets that do not meet the criteria for amortized cost or fair value through net assets/ equity are measured at fair value through surplus or deficit. A business model where The National Assembly manages financial assets with the objective of realizing cash flows through solely the sale of the assets would result in a fair value through surplus or deficit model.

Impairment

The National Assembly assesses, on a forward-looking basis, the expected credit loss ('ECL') associated with its financial assets carried at amortized cost and fair value through net assets/equity. The National Assembly recognizes

The National Assembly
Annual Report and Financial Statements for the period ended 30th June, 2025.

a loss allowance for such losses at each reporting date. Critical estimates and significant judgments made by management in determining the expected credit loss (ECL) are set out in Note xx.

i. Financial liabilities

Classification

The National Assembly classifies its liabilities as subsequently measured at amortized cost except for financial liabilities measured through profit or loss.

ii. Inventories

Inventory is measured at cost upon initial recognition. To the extent that inventory was received through non-exchange transactions (for no cost or for a nominal cost), the cost of the inventory is its fair value at the date of acquisition. Costs incurred in bringing each product to its present location and conditions are accounted for, as follows:

- i) Raw materials: purchase cost using the weighted average cost method.
- ii) Finished goods and work in progress: cost of direct materials and labour and a proportion of manufacturing overheads based on the normal operating capacity but excluding borrowing costs.

After initial recognition, inventory is measured at the lower of cost and net realizable value. However, to the extent that a class of inventory is distributed or deployed at no charge or for a nominal charge, that class of inventory is measured at the lower of cost and current replacement cost. Net realizable value is the estimated selling price in the ordinary course of operations, less the estimated costs of completion and the estimated costs necessary to make the sale, exchange, or distribution. Inventories are recognized as an expense when deployed for utilization or consumption in the ordinary course of operations of The National Assembly.

iii. Provisions

Provisions are recognized when The National Assembly has a present obligation (legal or constructive) as a result of a past event, it is probable that an outflow of resources embodying economic benefits or service potential will be required to settle the obligation and a reliable estimate can be made of the amount of the obligation. Where The National Assembly expects some or all of a provision to be reimbursed, for example, under an insurance contract, the reimbursement is recognized as a separate asset only when the reimbursement is virtually certain. The expense relating to any provision is presented in the statement of financial performance net of any reimbursement.

iv. Social Benefits

Social benefits are cash transfers provided to i) specific individuals and / or households that meet the eligibility criteria, ii) mitigate the effects of social risks and iii) Address the need of society as a whole. The National Assembly recognizes a social benefit as an expense for the social benefit scheme at the same time that it recognizes a liability. The liability for the social benefit scheme is measured at the best estimate of the cost (the social benefit payments) that The National Assembly will incur in fulfilling the present obligations represented by the liability.

v. Contingent liabilities

The National Assembly does not recognize a contingent liability but discloses details of any contingencies in the notes to the financial statements, unless the possibility of an outflow of resources embodying economic benefits or service potential is remote.

vi. Contingent assets

The National Assembly does not recognize a contingent asset but discloses details of a possible asset whose existence is contingent on the occurrence or non-occurrence of one or more uncertain future events not wholly within the control of The National Assembly in the notes to the financial statements. Contingent assets are assessed continually to ensure that developments are appropriately reflected in the financial statements. If it has become virtually certain that an inflow of economic benefits or service potential will arise and the asset's value can be measured reliably, the asset and the related revenue are recognized in the financial statements of the period in which the change occurs.

vii. Nature and purpose of reserves

The National Assembly creates and maintains reserves in terms of specific requirements.

viii. Changes in accounting policies and estimates

The National Assembly recognizes the effects of changes in accounting policy retrospectively. The effects of changes in accounting policy are applied prospectively if retrospective application is impractical.

ix. Employee benefits

Retirement benefit plans

The National Assembly operates a defined benefit scheme for all full-time employees from July 1, 2000. The scheme is administered by Zamara while Standard Chartered are the custodians of the scheme. The scheme is based on 7.5% percentage of salary of an employee at the time of retirement.

An actuarial valuation to fulfil the financial reporting disclosure requirements of IPSAS 39 was carried out as at 30 June 2007 by Alexander Forbes actuarial valuers. On this basis the present value of the defined benefit obligation and the related current service cost and past service cost were measured using the Projected Unit Credit Method.

The National Assembly also contributes to the statutory National Social Security Fund (NSSF). This is a defined contribution scheme registered under the National Social Security Act. The National Assembly's obligation under the scheme is limited to specific contributions legislated from time to time. Other than NSSF the National Assembly also has a defined contribution scheme operated by Parliamentary Service Commission staff retirement benefit scheme. Pension Fund. Employees contribute 7.5% while employers contribute 22.5% of basic salary. Employer contributions are recognised as expenses in the statement of financial performance within the period they are incurred.

x. Foreign currency transactions

Transactions in foreign currencies are initially accounted for at the ruling rate of exchange on the date of the transaction. At each reporting date, foreign currency monetary items are translated using the closing rate. Non-monetary items measured in historical cost are translated using the exchange rate at the date of the transaction, and those measured at fair value are translated using the exchange rates at the date when the fair value was determined. Exchange differences arising from the settlement of monetary items or translation of monetary/non-monetary items at rates different from those at which they were initially reported are recognized in surplus or deficit in the period.

xi. Borrowing costs

Borrowing costs are capitalized against qualifying assets as part of property, plant and equipment. Such borrowing costs are capitalized over the period during which the asset is being acquired or constructed and borrowings have been incurred. Capitalization ceases when construction of the asset is complete. Further borrowing costs are charged to the statement of financial performance.

xii. Related parties

The National Assembly regards a related party as a person or an MDA with the ability to exert control individually or jointly, or to exercise significant influence over The National Assembly, or vice versa. Members of key management are regarded as related parties and comprise the Speaker of The National Assembly, Parliamentary Service Commissioners, Clerk of The National Assembly and Directors.

xiii. Service concession arrangements

The National Assembly analyses all aspects of service concession arrangements that it enters into in determining the appropriate accounting treatment and disclosure requirements. In particular, where a private party contributes an asset to the arrangement, The National Assembly recognizes that asset when, and only when, it controls or regulates the services the operator must provide together with the asset, to whom it must provide them, and at what price.

In the case of assets other than 'whole-of-life' assets, it controls, through ownership, beneficial entitlement or otherwise – any significant residual interest in the asset at the end of the arrangement. Any assets so recognized are measured at their fair value. To the extent that an asset has been recognized, The National Assembly also recognizes a corresponding liability, adjusted by a cash consideration paid or received.

xiv. Cash and cash equivalents

Cash and cash equivalents comprise cash in hand and cash at bank, short-term deposits on call and highly liquid investments with an original maturity of three months or less, which are readily convertible to known amounts of cash and are subject to insignificant risk of changes in value. Bank account balances include amounts held at the Central Bank of Kenya and at various commercial banks at the end of the financial year.

xv. Comparative figures

In preparing these financial statements, The National Assembly has elected to apply paragraph 79 of IPSAS 33, which allows for the election by an MDA to present one statement of financial performance, one statement of cash flow, one statement of net assets and the statement of financial position and an opening statement of financial position as at the time of first-time adoption of the accrual basis of accounting.

xvi. Subsequent events

There have been no events subsequent to the financial year end with a significant impact on the financial statements for the year ended June 30, 2025.

xvii. Significant Judgments and Sources of Estimation Uncertainty

The preparation of The National Assembly's financial statements in conformity with IPSAS requires management to make judgments, estimates and assumptions that affect the reported amounts of revenues, expenses, assets and liabilities, and the disclosure of contingent liabilities, at the end of the reporting period. However, uncertainty about these assumptions and estimates could result in outcomes that require a material adjustment to the carrying amount of the asset or liability affected in future periods. State all judgements, estimates and assumptions made:

Estimates and assumptions

The key assumptions concerning the future and other key sources of estimation uncertainty at the reporting date, that have a significant risk of causing a material adjustment to the carrying amounts of assets and liabilities within the next financial year, are described below. The National Assembly based its assumptions and estimates on parameters available when the consolidated financial statements were prepared. However, existing circumstances and assumptions about future developments may change due to market changes or circumstances arising beyond the control of The National Assembly. Such changes are reflected in the assumptions when they occur. IPSAS 1.140

Useful lives and residual value

The useful lives and residual values of assets are assessed using the following indicators to inform potential future use and value from disposal:

- a) The condition of the asset based on the assessment of experts employed by The National Assembly.
- b) The nature of the asset, its susceptibility and adaptability to changes in technology and processes.
- c) The nature of the processes in which the asset is deployed.
- d) Availability of funding to replace the asset.
- e) Changes in the market in relation to the asset

Provisions

Provisions for gratuities were raised and management determined an estimate based on the information available. Additional disclosure of these estimates of provisions is included in Note 28. Provisions are measured at the management's best estimate of the expenditure required to settle the obligation at the reporting date, and are discounted to present value where the effect is material.

19. Transfers from the Exchequer

Nature of transfer	Amount recognized to Statement of Financial performance	Amount deferred under deferred income	Total transfers Period ended 30 th June 2025
	Kshs	Kshs	Kshs
Recurrent	24,009,297,204	-	24,009,297,204
Total	24,009,297,204	-	24,009,297,204

Description	Kshs
Recurrent	24,009,297,204
Total Transfers from Exchequer	24,009,297,204

20. Employee Costs

Description	Period ended June 2025
	Kshs
Basic salaries of permanent employees	2,693,715,485
Basic wages of temporary employees	4,066,574,484
Personal allowances – part of salary	4,864,389,283
Personal Allowances paid as Reimbursements	128,566,876
Employer contributions to compulsory national social security schemes	163,558,436
Other social benefit schemes	222,878,865
Gratuties paid	182,013,816
Accrued Gratuties	955,213,127
Total Employee costs	13,276,910,371
Less Gratuties accrued for the period	(955,213,127)
Salaries accrued for the period	(259,038)
Other accrued allowances for the period	(63,570,500)
Total Employee costs to the cashflow statement	12,257,867,707

The National Assembly
Annual Report and Financial Statements for the period ended 30th June, 2025.

21. Use of Goods and Services

Description	Period ended June 2025
	Kshs
Communication, supplies and services	2,822,089
Domestic travel and subsistence	5,201,414,110
Foreign travel and subsistence	1,918,521,280
Printing, advertising, and information supplies & services	84,296,350
Rentals of produced assets	102,021,140
Training expenses	247,734,771
Hospitality supplies and services	335,106,420
Specialized materials and services	11,828,187
Office and General Supplies and Services	72,432,928
Fuel Oil and Lubricants	33,420,034
Other operating expenses	3,655,542,472
Routine maintenance – vehicles and other transport equipment	42,652,923
Routine maintenance – other assets	260,577,477
Total Use of Goods and Services	11,968,370,181
Less Accrued expenses	(380,746,067)
Add prepaid expenses	3,715,520
Total Employee costs to the cashflow statement	11,591,339,635

22. Other Grants and Subsidies

Description	Period ended 30 th June 2025
	Kshs
Membership Fees and Dues and Subscriptions to International Organizations	14,320,042
Total Grants and Subsidies	14,320,042

23. Depreciation and Amortization Expense

Description	Period ended June 2025
	Kshs
Property, plant and equipment	19,870,859
Total Depreciation and Amortization Expense	19,870,859

24. Cash and Cash Equivalents

Description	Period ended 30 th June 2025	Opening statement 1st Jul 2024
	Kshs	Kshs
Recurrent Account	6,136,700	7,409,002
Total	6,136,700	7,409,002

(a) Detailed Analysis of the Cash and Cash Equivalents

Financial Institution	Account number	Period ended 30 th June 2025	Opening statement 1st Jul 2024
		Kshs	Kshs
Recurrent Account			
Central Bank of Kenya	1000245441	6,136,700	7,409,002
Cash on Hand		-	-
Sub- Total		-	-
Grand Total		6,136,700	7,409,002

(b) Cash in Transit.

National Assembly Standing Imprest account number **01141201980200** at Co-operative Bank of Kenya, Parliament Road Branch had a balance of **Kshs. 456,380,382.86** being money in transit to respective beneficiaries out of which **Kshs. 414,258,305.24** (**Kshs. 408,748,627.50** initially recovered and a further **Kshs. 5,509,677.74** recovered from final dues of deceased Members) is house allowance recovered from Members of Parliament as per court ruling on Petition 208,185 and 339 of 2019 Consolidated, dated 10th December 2020 at the High Court in Nairobi (Milimani Law Courts). There being an appeal of the ruling, the money is held awaiting the outcome and final directions on whether to return it to the National Treasury or refund it to the respective Members of Parliament.

Kshs 41,065,500 belong to beneficiaries of deceased Hon. Members of Parliament as received from life cover insurance. The funds are held awaiting confirmation of actual beneficiaries for dispatch.

Kshs. 1,056,577.62 are R/D EFTs returned by the bank. The funds are awaiting correct banking details for re-submission.

25. Receivables from Non-Exchange Transactions

Description	Period ended 30 th June 2025	Opening statement 1st Jul 2024
Salary Advances	876,500	1,584,584
Outstanding Imprest	11,509,285	23,954,571
Total receivables from non- exchange transactions	12,385,785	25,539,155

26. Prepayments

Description	Period ended 30 th June 2025	Opening statement 1st Jul 2024
Constituency operations	3,715,520	-
Total prepayments	3,715,520	-

27. Property, Plant, and Equipment

Description	Motor vehicles	Furniture and fittings	Computers & ICT Equipment	Total
Depreciation Rate	12.5%	12.50%	30.00%	
Cost	Kshs	Kshs	Kshs	Kshs
Opening Bal as 1 st Jul 2024	35,817,563	-	6,281,226	42,098,789
Additions	23,489,350	48,362,077	15,092,894	86,944,321
As At 30th June 2025	59,306,913	48,362,077	21,374,120	129,043,110
Depreciation				
Depreciation	7,413,364	6,045,260	6,412,235	19,870,859
As At 30th June 2025	7,413,364	6,045,260	6,412,235	19,870,859
Net Book Values				
Opening Bal as 1 st Jul 2024	35,817,563	-	6,281,226	42,098,789
As At 30th June 2025	51,893,549	42,316,817	14,961,885	109,172,251

Valuation

Items of PPE are valued at Historical cost at the point of recognition in the financial statements. Where historical cost is not available or the item has been acquired at, PPE has been valued at the current operational value which is the amount the National Assembly would pay for the remaining service potential of an asset at the measurement date.

28. Trade and Other Payables

Description	Period ended 30 th June 2025	Opening Statement 1st July 2024
	Kshs	
Trade payables-Pending bills	29,151,416	284,601,375
Employee payables	63,829,538	-
Accrued Expenses-Mileage and Domestic Subsistence Facilitation	575,448,984	-
Total trade and other payables	668,429,938	284,601,375

29. Refundable Deposits and Prepayments

Description	Period ended 30 th June 2025	Opening Statement 1st July 2024
	Kshs	Kshs
Other deposits	-	2,313,870
Total deposits	-	2,313,870

30. Provisions-Gratuities

Description	Gratuity Provision Kshs	Total Kshs
Opening bal 1st July 2024-Constituencies	1,799,682,095	1,799,682,095
Opening bal 1st July 2024-NA Leadership Offices	46,898,815	46,898,815
Additional provisions-Constituencies	1,093,489,053	1,093,489,053
Additional provisions-NA Leadership Offices	43,737,890	43,737,890
Provision utilised from Opening Balance-Constituencies	(166,811,599)	(166,811,599)
Provision utilised from Current Provisions-Constituencies	(12,563,807)	(12,563,807)
Provision utilised from Opening Balance-NA Leadership offices	(2,638,410)	(2,638,410)
Provision utilised from Current Provisions-NA Leadership offices	-	-
Provisions period end		
Current Provisions-Constituencies	1,080,925,246	1,080,925,246
Current Provisions-NA Leadership Offices	43,737,890	43,737,890
Sub-Totals	1,124,663,135	1,124,663,135
Non-current Provisions-Constituencies	1,632,870,497	1,632,870,497
Non-current Provisions-NA Leadership Offices	44,260,405	44,260,405
Sub-Totals	1,677,130,902	1,677,130,902
TOTALS	2,801,794,037	2,801,794,037

31. Cash Generated from Operations

	Period ended June 2025
	Kshs
Surplus for the period before tax	(1,270,174,248)
Adjusted for:	
Depreciation	19,870,859
Contribution to provisions	955,213,127
Working capital adjustments	
Increase in receivables	9,437,850
Increase in payables	431,422,231
Net cash flow from operating activities	145,769,818

32. Related Party Disclosures

The following comprise of related parties to the National Assembly: -

Key management personnel that include the Speaker of National Assembly, PSC Commissioners and Accounting Officer.

There were no related party transactions within the financial year.

33. Other Important Disclosures

33.1 External Assistance

There was no external assistance to the National Assembly in the financial year 2024/2025.

34. Capital Commitments

The National Assembly has no capital commitments.

35. Financial Risk Management

The National Assembly's activities do not carry any financial risks including credit and liquidity risks and effects of changes in foreign currency. The National Assembly therefore does not hedge any risks

i) Credit risk

The National Assembly has no exposure to credit risk, which is the risk that a counterparty will be unable to pay amounts in full when due.

ii) Liquidity risk management

The National Assembly has no exposure to liquidity risk

iii) Market risk

The National Assembly has no exposure to market risk

iv) Foreign currency risk

The National Assembly has no exposure to foreign currency risk since all its transactions are denominated in local currency.

v) Interest rate risk

The National Assembly has no exposure to interest rate risk

36. Events after the Reporting Period

There were no material adjusting and non- adjusting events after the reporting period.

37. Ultimate And Holding MDA

The National Assembly ultimate parent is the Government of Kenya.

38. Currency

The financial statements are presented in Kenya Shillings (Kshs) and is rounded off to the nearest shilling.

39. Progress on Follow up of Prior Years Auditor-General's Recommendations.

The following is the summary of issues raised by the Auditor-General during the prior years and management comments that were provided.

ReferenceNo. on the external audit Report	Issue / Observations from Auditor	Management comments	Status: (Resolved / Not Resolved)	Timeframe: (Put a date when you expect the issue to be resolved)
2021/2022	<p>The following issues appeared under Other Matter in the Auditor General's opinion.</p> <ul style="list-style-type: none"> -Pending Bills. -Compensation of employees (Constituency office). -Procurement of office supplies and services, accommodation and transport services at the constituency offices. -Outstanding imprests. -Asset register 	Matters being addressed.	Awaiting appearance before PAC.	Resolved

	<p>1. The following issues appeared under Emphasis of Matter in the Auditor General's opinion on "Report on the Financial Statements".</p> <ul style="list-style-type: none"> -Pending Bills. 			
--	---	--	--	--

*The National Assembly
Annual Report and Financial Statements for the period ended 30th June, 2025.*

2022/2023	<p>2. The following issues appeared under Key Audit Matter in the Auditor General’s opinion on “Report on lawfulness and effectiveness in use of public resources”.</p> <ul style="list-style-type: none"> -Unapproved terms of employment and salary scales. -Failure to remit statutory deductions. -Irregular use of low-value procurement method. -Unaccounted imprest. -Lack of Assets register. 	Matters being addressed.	Awaiting appearance before PAC.	Resolved
-----------	---	--------------------------	---------------------------------	----------

The National Assembly
Annual Report and Financial Statements for the period ended 30th June, 2025.

Reference No. on the external audit Report	Issue / Observations from Auditor	Management comments	Status: (Resolved / Not Resolved)	Timeframe: (Put a date when you expect the issue to be resolved)
	<p>3. The following issues appeared in the Auditor General’s opinion on “Report on effectiveness of internal controls, risk management and governance”.</p> <p>-Weak controls in payment of mileage allowances.</p>			
2023/2024	<p>1. The following issues appeared under Emphasis of Matter in the Auditor General’s opinion on “Report on the Financial Statements”.</p> <p>-Pending Bills.</p> <p>2. The following issues appeared under Key Audit Matter in the Auditor General’s opinion on “Report on lawfulness and effectiveness in use of public</p>	Matters being addressed.	Awaiting appearance before PAC.	To be resolved within FY 2025/26

*The National Assembly
Annual Report and Financial Statements for the period ended 30th June, 2025.*

	<p>resources”.</p> <ul style="list-style-type: none"> -Non-compliance with the one third basic salary rule. -Irregular use of low-value procurement method. <p>3.The following issues appeared under Auditor General’s opinion on “Report on the effectiveness of internal controls, risk management and governance.</p> <ul style="list-style-type: none"> -Weak internal controls in payment of mileage allowances. -Lack of Assets register. 			
--	---	--	--	--



.....

Samuel J. Njoroge, CBS
Clerk of National Assembly
& Accounting Officer



.....

Peter A. Meikoki
Deputy Director, Finance &
Accounting Services
ICPAK M/No. 4339

Appendices

Appendix I: Statement of First Financial Position

	Period as at 30 June 2024	Adjustments	Opening Statement
	Kshs		1st July 2024 Kshs
Assets			
Current Assets			
Cash and Cash equivalents	7,409,002	-	7,409,002
Receivables from Exchange Transactions	25,539,155	-	25,539,155
Total Current Assets	32,948,157	-	32,948,157
Non-Current Assets			
Property, Plant and Equipment	-	42,098,789	42,098,789
Total Non-Current Assets	-	42,098,789	42,098,789
Total Assets (A)	32,948,157	42,098,789	75,046,946
Liabilities			
Current Liabilities			
Trade and Other Payables Audited	-	153,348,752	153,348,752
Trade and Other Payables(Prior year adjustment)	-	131,252,619	131,252,619
Refundable Deposits	2,313,870	-	2,313,870
Current provision			
Total Current Liabilities	2,313,870	284,601,371	286,915,241
Non-Current Liabilities			
Non-current provisions	-	1,846,580,910	1,846,580,910
Total Non-Current Liabilities	-	1,846,580,910	1,846,580,910

The National Assembly
Annual Report and Financial Statements for the period ended 30th June, 2025.

Total Liabilities (B)	2,313,870	2,131,182,281	2,133,496,151
Net Assets (A-B)	30,634,287	(2,089,083,492)	(2,058,449,205)
Represented By:			
Accumulated Surplus	30,634,287	(2,089,083,492)	(2,058,449,205)
Net Assets	30,634,287	(2,089,083,492)	(2,058,449,205)

The National Assembly
Annual Report and Financial Statements for the period ended 30th June, 2025.

Appendix II: Adjusted Expenditure Template

**NATIONAL ASSEMBLY CASH BASIS TO ACCRUAL BASIS RECONCILIATION
 WORKSHEET**

SCOA	Item Description	Ifmis Trial Balance Extracted As At 30th June 2025 (Cash Basis) (Kshs 000).	Add: Accruals & Provisions As 30th June 2025 (Kshs).	Add: Gratuity Payables	Less: Capex Items 2024-2025FY. (Kshs).	Less Prior Year Imprests/ Salary Advances Surrendered This Period	Less: Prepayments In The Period	Less: Pending Bills Paid In The Current Period	Adjusted Figures In The Notes To The Financial Statements (Kshs) (Accrual Basis).
2110100	Basic Salaries - Permanent Employees	2,693,456,448	259,038	-	-	-	-	-	2,693,715,485
2110200	Basic Wages - Temporary Employees	4,066,574,484	-	-	-	-	-	-	4,066,574,484
2110300	Personal Allowances paid as part of Salary	4,800,818,783	63,570,500	-	-	-	-	-	4,864,389,283
2110400	Personal Allowances paid as Reimbursements	128,566,876	-	-	-	-	-	-	128,566,876
2120100	Employer Contributions to Compulsory National Social Security Schemes	163,558,435	-	-	-	-	-	-	163,558,435
2120300	Social Benefit Schemes Outside Government	222,878,865	-	-	-	-	-	-	222,878,865
2210200	Communication, Supplies and Services	2,822,089	-	-	-	-	-	-	2,822,089
2210300	Domestic Travel and Subsistence, and Other Transportation Costs	4,698,901,928	590,116,682	-	-	518,839	-	87,085,661	5,201,414,110
2210400	Foreign Travel and Subsistence, and other transportation costs	2,003,036,489	10,336,870	-	-	23,435,732	-	71,416,347	1,918,521,280
2210500	Printing , Advertising and Information Supplies and Services	107,528,606	1,124,907	-	-	-	-	24,357,163	84,296,350
2210600	Rentals of Produced Assets	103,984,063	-	-	-	-	-	1,962,923	102,021,140
2210700	Training Expenses	255,952,321	-	-	-	-	-	8,217,550	247,734,771
2210800	Hospitality Supplies and Servi	340,572,770	1,187,630	-	-	-	-	6,653,980	335,106,420
2211000	Specialised Materials and Supp	11,828,187	-	-	-	-	-	-	11,828,187
2211100	Office and General Supplies and Services	74,121,565	-	-	-	-	-	1,688,637	72,432,928

The National Assembly
Annual Report and Financial Statements for the period ended 30th June, 2025.

2211200	Fuel Oil and Lubricants	33,420,034	-	-	-	-	-	-	33,420,034
2211300	Other Operating Expenses	3,683,554,538	-	-	-	-	3,715,520	24,296,546	3,655,542,472
2220100	Routine Maintenance - Vehicles	45,260,193	-	-	-	-	-	2,607,270	42,652,923
2220200	Routine Maintenance - Other Assets	265,150,927	1,834,311	-	-	-	-	6,407,760	260,577,477
2620100	Membership Fees and Dues and Subscriptions to International Organizations	14,320,042	-	-	-	-	-	-	14,320,042
2640500	Other Capital Grants and Trans	-	-	-	-	-	-	-	-
2710100	Government Pension and Retirement Benefits	182,013,816	-	955,213,127	-	-	-	-	1,137,226,942
3110700	Purchase of Vehicles and Other Transport Equipment	64,423,708	-	-	64,423,708	-	-	-	-
3111000	Purchase of Office Furniture and General Equipment	48,362,077	-	-	48,362,077	-	-	-	-
3111100	Purchase of Specialised Plant, Equipment and Machinery	24,066,074	-	-	24,066,074	-	-	-	-
TOTAL		24,035,173,315	668,429,938	955,213,127	136,851,859	23,954,571	3,715,520	234,693,837	25,259,600,593

The National Assembly
Annual Report and Financial Statements for the period ended 30th June, 2025.

Appendix III. Outstanding Imprests

OUTSTANDING IMPREST REGISTER
05-AUG-25 01:19 PM

FROM DATE:01-JUL-2024 TO DATE:30-JUN-2025		For: <u>National Assembly</u>	
PF/NO	Particulars	Designation	Amount
20130006521	PAUL K CHEBOR	N.A.	91,000.00
20130026632	SALAH YAKUB FARAH	N.A.	91,000.00
20130037	JOHN KIRAGU CHEGE	N.A.	275,210.00
20130059	DAVID GIKARIA	N.A.	101,562.50
20130119	DAVID PKOSING LOSIAKOU	N.A.	840,105.00
20130247	EMMANUEL WANGWE	N.A.	115,570.00
20140031401	yakub adow kuno	N.A.	637,000.00
20170030	GITAU FAITH WAIRIMU	N.A.	642,200.00
20170092	JEREMIAH OMBOKO MILEMBA	N.A.	859,560.00
20170099	MOHAMED ALI MOHAMED	N.A.	231,140.00
20170116	DANSON MWASHAKO MWAKUWONA	N.A.	91,000.00
20170161	JOSEPH MAERO OYULA	N.A.	182,000.00
20170190	JOHN KIARIE WAWERU	N.A.	156,260.00
2017181	JAMES GITHUA KAMAU	N.A.	1,008,280.00
20220006	GUYO ADHE WARIO	N.A.	91,000.00
20220019	ANTHONY WAINAINA NJOROGE	N.A.	432,120.00
20220029	HUSSEIN MOHAMED ABDIKADIR	N.A.	91,000.00
20220039	MAIMAI HAMISI KAKUTA	N.A.	455,000.00
20220059	KIPNGETICH KOECH VICTOR	N.A.	91,000.00
20220066	LINET CHEPKORIR	N.A.	91,000.00
20220067	MOHAMED SOUD MACHELE	N.A.	710.00
20220100	SHADRACK MWITI ITHINJI	N.A.	1,388,880.00
20220108	NGUI BASIL ROBERT	N.A.	662,480.00
20220120	PATRICK KIBAGENDI OSERO	N.A.	79,820.00
20220167	HARUN MOHAMED UMULKHER	N.A.	568,880.00
20220169	HULBALE HRUN SULEKA	N.A.	355,860.00

*The National Assembly
Annual Report and Financial Statements for the period ended 30th June, 2025.*


99003819	JOSEPH IGOGO NDIRANGU	N.A.	89,000.00
99003932	OMWANSA JOSHUA OMBATI	N.A.	21,000.00
99004195	NEBERT IKAI	N.A.	3,487.00
99004265	MIRIAM ATABO MODO	N.A.	468,000.00
99004503	IRENE GATHIGIA KIRURI	N.A.	4,200.00
99004692	SAMUEL KIBUNJA	N.A.	30,000.00
99005141	MARK SIMIYU NAMASWA	N.A.	45,000.00
99005194	WILSON MUTWIRI RINGINE	N.A.	158,000.00
99005584	ALEX KABARIA NGETHE	N.A.	30,000.00
99005613	JERONI S. LAIKA	N.A.	459,550.00
99005626	AGGREY SIMIYU NALIANYA	N.A.	64,100.00
99005753	BILHA NYAWIRA KAMUHIA	N.A.	30,000.00
99005822	SHARON SARAH ODHIAMBO	N.A.	39,600.00
CASB001	CALEB MUTISO MULE	N.A.	91,000.00
MCG/M/012	ECKOMAS MWENGI MUTUSE	MAC Chief of Staff	346,710.00
Total			11,509,284.50

The National Assembly
Annual Report and Financial Statements for the period ended 30th June, 2025.

Appendix IV-Outstanding salary advances as at 30th June 2025

	Name	Outstanding Balance
<u>1</u>	Denis Kothe	6,500.00
<u>2</u>	Ali Salat Hussein	43,333.50
<u>3</u>	Elizabeth Munyui	45,000.00
<u>4</u>	Hon. Harrison Kombe	666,666.80
<u>5</u>	Albert Ndemo	115,000.00
	<u>TOTAL</u>	<u>876,500.30</u>

Appendix V-Certificate of Balances



BANKI KUU YA KENYA CENTRAL BANK OF KENYA
Haile Selassie Avenue
P.O. Box 60000 - 00200 Nairobi, Kenya
Telephone: 2860000, Fax: 3340192

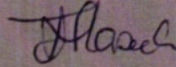
July 8, 2025

CERTIFICATE OF BALANCES

Customer: THE NATIONAL ASSEMBLY
Balance: 125636
Date: 30-Jun-25

Account No	Account Name	Currency	Balance
1000245441	REC-THE NATIONAL ASSEMBLY	KES	438,076,393.65


Micah Nabori
Authorised Signatory
Banking Services Division


Joyce Nasieku
Authorised Signatory
Banking Services Division

The National Assembly
Annual Report and Financial Statements for the period ended 30th June, 2025.



CO-OPERATIVE BANK

The Co-operative Bank of Kenya Limited
 Parliament Road Branch
 P.O. Box 5772-00702 Nairobi
 Tel: 2210557, 2238605
 Mobile: 0722 202977, 0734 626772
 Fax: 2251836
 Nairobi
 Email: parliament@co-opbank.co.ke

1st July 2025

Parliamentary Service Commission,
 Parliament buildings,
 P.O Box 41842-00100,
 Nairobi, Kenya

Dear Sir/Madam,

CERTIFICATE OF BANK BALANCES

We acknowledge receipt of your letter dated 25th June 2025 and hereby confirm the balances as follows;

	Account Name	Account Number	Balance as at 30 th June, 2025
1	National Assembly Standing Imprest	01141 20198 0200	456,380,382.86 Cr
2	Parliamentary Mortgage S. Fund	01136 00742 0000	1,034,345,831.82 Cr
3	Parliamentary Mortgage S. Fund	01136 00742 0001	43,038,069.50 Cr
4	National Assembly Car Loan S. F	01136 20024 4800	191,520,915.39 Cr
5	National Assembly Car Loan S F	01136 20024 4801	2,915,195.45 Cr
6	Fixed Deposits Parliamentary Mortgage S. Fund	01100 07420 0003	850,000,000.00 Cr
7	Fixed Deposits Parliamentary Mortgage S. Fund	01100 07420 0007	500,000,000.00 Cr
8	Fixed Deposits National Assembly Car Loan S. F	01102 00244 8005	430,000,000.00 Cr

Yours Faithfully,

Alice Maringa,
 Branch Manager

The National Assembly
Annual Report and Financial Statements for the period ended 30th June, 2025.

Appendix VI-Accrued Sitting Allowances

Staff

	PF NO.	Name	Gross Pay
1	1989077474	Leah Kabari Kamweru -	100,000
2	87110284	Rose Wambui Wanda -	40,000
3	91063083	Florence A Abonyo -	36,000
4	91078224	Peter Ankaine Meikoki -	44,000
5	94007361	Joel Irungu Kigundu -	12,000
6	94034766	Serah Kioko -	83,000
7	95006669	Stephen K Mutungi -	54,000
8	99003507	Andrew Shangarai Jumanne -	152,000
9	99003516	Luka Mutua -	20,000
10	99003565	Robert Masongo -	148,000
11	99003577	Pauline M Nyambura -	15,000
12	99003598	Maureen Akinyi Ochieng -	30,000
13	99003600	Erick Owino Ogolo -	40,000
14	99003605	Jacinta Kinanu -	15,000
15	99003610	Margaret D Lentilalu -	15,000
16	99003620	Eric Ndiga Miriti Miriti	36,000
17	99003659	Daniel M Mutunga -	6,000
18	99003660	Peterson M Nyambare -	70,000
19	99003667	Noah K Too -	158,000
20	99003672	Samuel Josephat Njoroge -	48,000
21	99003673	Kipkemoi Arap Kirui -	30,000
22	99003675	George Gazemba Jusa -	6,000
23	99003680	Rana E K Tiampati -	72,000
24	99003681	Peter Kipsang Chemweno -	18,000
25	99003709	Erastus Lotuk Akuta -	30,000
26	99003711	Abdisiyad Hassan Adan -	6,000

The National Assembly
Annual Report and Financial Statements for the period ended 30th June, 2025.

27	99003716	Polycarp O Mbori -	100,000
28	99003717	Lucy Wairimu Mbaki -	60,000
29	99003718	Aloisio Nterepu Lekulo -	30,000
30	99003733	Gathogo M Kamau -	100,000
31	99003739	Maureen Musinzi Mutumbi -	135,000
32	99003748	Celina Sabthiyo Gambare -	15,000
33	99003749	Erustus Kibet Yegon -	6,000
34	99003751	Elizabeth Muthoni Munyui -	100,000
35	99003754	Esther Nyamwega -	100,000
36	99003755	Eva Naserian Kaare -	40,000
37	99003761	Susan Cherotich Maritim -	48,000
38	99003763	Jane Njeri Ndegwa -	115,000
39	99003767	Gladys Chebet Murey -	80,000
40	99003768	Simon Ngata Gathuru -	100,000
41	99003770	Florence Chemtai Komoltochok -	40,000
42	99003771	Edith W. Kabochi -	15,000
43	99003772	Perpetual Muiga -	12,000
44	99003773	Mary Ndugwa Mwangangi -	35,000
45	99003780	Abubakar M Msuwo -	22,500
46	99003802	Jeremiah Walusala Ndombi -	21,000
47	99003837	Martine Shikuku Madanji -	100,000
48	99003845	Michael N Karuru -	6,000
49	99003848	Martin Muyundo Masinde -	30,000
50	99003849	Japheth Muthomi Murora -	35,000
51	99003850	Agnes Kamoni -	16,000
52	99003851	Enock E Bosire -	20,000
53	99003857	Kefa Omoti -	30,000
54	99003860	Martha Mwihaki Chege -	18,000
55	99003864	Vane Nyaboake Akama -	24,000

The National Assembly
Annual Report and Financial Statements for the period ended 30th June, 2025.

56	99003865	Sheriffsam M Mwendwa -	24,000
57	99003917	Evaline A Ochung -	135,000
58	99003949	Edward Kipyegon Mibei -	10,000
59	99003953	Robert Kivuti Nyaga -	6,000
60	99003956	Joash O Kosiba -	24,000
61	99003973	Jackline A Miyawa -	15,000
62	99003980	Dishon Njoka Nyaga -	65,000
63	99004027	Anne Ogada Shibuko -	15,000
64	99004103	Bernard Muhindi Masinde -	12,000
65	99004130.	Alex Rotich Nyeris -	45,000
66	99004174	Douglas Katho -	18,000
67	99004175	Ella Kendi Mwenda -	15,000
68	99004187	Lekarkar Philip Pariken -	35,000
69	99004192	Moses Mpisili Lemuna Hsc -	36,000
70	99004207	Jonathan Rimoin Lemurt -	54,000
71	99004214	Petter Mainah Wanjiku -	99,000
72	99004216	Tracy Chebet Emily Koskei -	45,000
73	99004219	Sophia Awuor Otieno -	12,000
74	99004221	Marlene Andia Ayiro -	96,000
75	99004230	Gabriel Mwaniki Ngari -	65,000
76	99004239	Victor Kioko Kavate -	25,000
77	99004262	Benson Inzofu Mwale -	15,000
78	99004290	Ronald Makokha Walala -	36,000
79	99004294	Salem Dick Lorot -	52,000
80	99004301	Catherine Wangui Mukunyi -	49,000
81	99004322	Josephat Kiprono Bundotich Bundotich	42,000
82	99004328	Anthony Kirubi Mwangi -	6,000
83	99004330	Edwin Odhiambo Arum -	6,000
84	99004338	Noelle Chelagat Kipsang -	27,000

The National Assembly
Annual Report and Financial Statements for the period ended 30th June, 2025.

85	99004343	Joseph Kamau Karugo -	93,000
86	99004390	Joan Awinja Anduro -	6,000
87	99004397	Samuel Kanuku Mutia -	36,000
88	99004405	Habiba Mohamed Yussuf -	20,000
89	99004407	Joram Shisakha Baraza -	107,500
90	99004451	Hillary Kipkirui Langat -	20,000
91	99004500	Angela Wakiyu Ndegwa -	51,000
92	99004509	Samson Ochieng Abuogi -	6,000
93	99004515	Johana Rutto Kilimo -	100,000
94	99004517	Cyrille Ogot Opondo -	40,000
95	99004518	Delvin Nyagesage Onyancha -	58,000
96	99004529	Leah Jebet Chemweno -	80,000
97	99004534	Naponu Lengewa -	50,000
98	99004535	Nancy Akinyi Ouma -	10,000
99	99004610	David Kiumba Benjamin -	80,000
100	99004627	Amos Kimanthi Ngware -	110,000
101	99004630	Kennedy Mulandi Malinda -	36,000
102	99004649	Nimrod Onyango Ochieng -	47,000
103	99004674	Hellen Ahono Opati -	15,000
104	99004681	Peter Philip Maera	37,500
105	99004689	Abdikadir Jarso Ali -	20,000
106	99004795	Charles Kipyegon Bett -	15,000
107	99004886.	Andrew Kipchumba Lagat -	40,000
108	99004888	Victoria Wanje Nzale -	120,000
109	99004908	Ricky Bii	32,500
110	99004920	Calvin Andayi Saya -	20,000
111	99004921	Josephine Wanjira Muthoni -	25,000
112	99004960.	Dennis Mawira Gitonga -	20,000
113	99004967	Willis Owino Obiero -	15,000

The National Assembly
Annual Report and Financial Statements for the period ended 30th June, 2025.

114	99004976	Matthew Ndambuki Kilele -	15,000
115	99004980	Emmanuel Kiptai Lolmongoi -	20,000
116	99005041	James Mutua Mabuti -	80,000
117	99005056	Mackdonald Mate Ndumo -	15,000
118	99005079	Meshack Matata Monari -	40,000
119	99005082	Mike Wambua Mutunga -	120,000
120	99005090	Brian Onyango Aganda -	35,000
121	99005097	Geoffrey Muganda Muhambi -	110,000
122	99005101	Wangombe Everlyn Wanjiru	127,500
123	99005104	Maureen Makena -	40,000
124	99005108	Faith Chebet Rotich -	55,000
125	99005111	Thomas Lumati Alugongo -	182,500
126	99005115	Deborah Mary Makali -	160,000
127	99005116	Kibet Weldon Koech -	90,000
128	99005117	Collins Kangogo Mutungwo -	117,500
129	99005126	Carol Kemunto Angasa -	45,000
130	99005128	Maureen Itago Muhadia -	45,000
131	99005135	Peninah Binsari Nyaenda -	337,500
132	99005145	Jane Gathoni Ouko -	30,000
133	99005182	Nicodemus Musembi Kavita -	110,000
134	99005187	Nicholas Ngethe Thuku -	15,000
135	99005189	Fardhousa Mohamed -	130,000
136	99005191	Judy Jepchumba Kipruto -	55,000
137	99005214	Francis Esimit Edapal -	40,000
138	99005217	Morrice Makhaya Shilungu -	110,000
139	99005240	Jackson Kavihiza Kabwoya -	7,500
140	99005256	Nahshon Kioko Munyoki -	15,000
141	99005285	Anastacia Muringo Thumbi -	25,000
142	99005288	Ellam Osabwa Omuhinda -	35,000

The National Assembly
Annual Report and Financial Statements for the period ended 30th June, 2025.

143	99005297	Morintat Dominic Letaya -	35,000
144	99005309	Benard Kipchumba Toroitich -	30,000
145	99005341	Vivian Wambui Njoroge -	45,000
146	99005350	Vivienne Nakaya Ogega -	10,000
147	99005358	Brian Githinji Wanjohi -	15,000
148	99005387	Peter Mburu Maina -	10,000
149	99005402	Faith Chepkemoi Rotich -	10,000
150	99005412	Lenny Muchangi Kabinga -	36,000
151	99005420	Penninah Naisiae Simiren -	20,000
152	99005440	Suzanne Mbalilwa Khadambi -	10,000
153	99005474	Lilian Kiende Mburugu -	40,000
154	99005495	Benson Kioko Kimanzi -	15,000
155	99005502	Mary Jebiwot Kibet -	125,000
156	99005508	Mike Kipkenei Korir -	80,000
157	99005510	Moses Ayumba Luvisi -	153,000
158	99005535	Dorothy Cherotich -	15,000
159	99005561	Shadrack Ochieng Ogutu -	50,000
160	99005576	Comfort Susan Achieng -	40,000
161	99005602	Stephen Apopo -	30,000
162	99005620	Andrew Emacar Omuga -	67,000
163	99005623	Willy Vundi Maluki -	30,000
164	99005827	Stephen Ochieng Oloo -	55,000
165	99005993	Kennedy Kyalo Mwendwa -	40,000
166	99006051	Benard O Oyugi -	50,000
167	87110268	Moses Musembi -	20,000
168	94034766	Serah Kioko -	84,000
169	96000373	Harrison Ochieng Owino -	10,000
170	99003499	Nicholas Ole Matiko -	20,000
171	99003507	Andrew Shangarai Jumanne -	75,000

*The National Assembly
Annual Report and Financial Statements for the period ended 30th June, 2025.*

172	99003516	Luka Mutua -	20,000
173	99003518	Boniface Mugambi Mukuru -	20,000
174	99003552	Irene Mutuo Mulyu -	10,000
175	99003565	Robert Masongo -	85,000
176	99003600	Erick Owino Ogolo -	40,000
177	99003635	Peris Kaburi Mokeira -	20,000
178	99003638	Stephen S Omunzi -	10,000
179	99003663	Naom B Onsomu -	20,000
180	99003673	Kipkemoi Arap Kirui -	40,000
181	99003676	Nicholas Emejien Lonyuko -	96,000
182	99003680	Rana E K Tiampati -	70,000
183	99003691	Leonard O Nyapere -	20,000
184	99003709	Erastus Lotuk Akuta -	30,000
185	99003739	Maureen Musinzi Mutumbi -	40,000
186	99003755	Eva Naserian Kaare -	20,000
187	99003773	Mary Ndugwa Mwangangi -	35,000
188	99003794	Lilian Eboso Aluga -	20,000
189	99003824	Vitalis Augo Odera -	20,000
190	99003841	Zeinab Bashir Kahin -	20,000
191	99003849	Japheth Muthomi Murora -	35,000
192	99003851	Enock E Bosire -	20,000
193	99003917	Evaline A Ochung -	15,000
194	99003980	Dishon Njoka Nyaga -	45,000
195	99003993.	Robert Kithaka Mate -	20,000
196	99003994	Nasteha Hussein Ali -	20,000
197	99004012	Felistus Katunge Muiya -	20,000
198	99004027	Anne Ogada Shibuko -	40,000
199	99004103	Bernard Muhindi Masinde -	20,000
200	99004150	Isaac Otieno Opondo -	20,000

The National Assembly
Annual Report and Financial Statements for the period ended 30th June, 2025.

201	99004175	Ella Kendi Mwenda -	10,000
202	99004178	Getrude Chebet -	30,000
203	99004187	Lekarkar Philip Pariken -	35,000
204	99004213	Peter Muchira Mureithi -	40,000
205	99004214	Petter Mainah Wanjiku -	60,000
206	99004216	Tracy Chebet Emily Koskei -	30,000
207	99004221	Marlene Andia Ayiro -	25,000
208	99004250	Mike Kalama Mwahunga -	30,000
209	99004251	Edwin Mwangombe Mwamboo -	30,000
210	99004262	Benson Inzofu Mwale -	40,000
211	99004290	Ronald Makokha Walala -	30,000
212	99004294	Salem Dick Lorot -	30,000
213	99004300	Stanley Cheruiyot Lagat -	20,000
214	99004328	Anthony Kirubi Mwangi -	25,000
215	99004343	Joseph Kamau Karugo -	55,000
216	99004371	Benson Mwiti Muthuri -	20,000
217	99004390	Joan Awinja Anduro -	20,000
218	99004502	Kalunge Shadrack Kaberia	10,000
219	99004630	Kennedy Mulandi Malinda -	15,000
220	99004663	Josphat Ngeria Kuyioni -	10,000
221	99004704	Adan Mohamed Noor -	20,000
222	99004907	Peter Kedete Atsiaya -	20,000
223	99004921	Josephine Wanjira Muthoni -	25,000
224	99004971	Ken Angwa Obutinda -	20,000
225	99005041	James Mutua Mabuti -	20,000
226	99005077	Caroline Njeri Chege -	85,000
227	99005079	Meshack Matata Monari -	155,000
228	99005082	Mike Wambua Mutunga -	180,000
229	99005097	Geoffrey Muganda Muhambi -	140,000

The National Assembly
Annual Report and Financial Statements for the period ended 30th June, 2025.

230	99005101	Wangombe Everlyn Wanjiru	90,000
231	99005117	Collins Kangogo Mutungwo -	20,000
232	99005126	Carol Kemunto Angasa -	20,000
233	99005128	Maureen Itago Muhadia -	25,000
234	99005217	Morrice Makhaya Shilungu -	20,000
235	99005285	Anastacia Muringo Thumbi -	20,000
236	99005298	Moses Kingori Lomale -	10,000
237	99005317	Fidlizah Samba Mwagogo -	10,000
238	99005322	Jacknorine Ayuya Buleemi -	50,000
239	99005343	Winny Awino Otieno -	50,000
240	99005460	Angela Jepkemboi -	20,000
241	99005466	Maryan Ahmed Gabow -	20,000
242	99005474	Lilian Kiende Mburugu -	40,000
243	99005478	Ivy Chelangat Maritim -	20,000
244	99005479	Mercy Mayende -	20,000
245	99005482	Hillary Henry Mageka -	20,000
246	99005495	Benson Kioko Kimanzi -	20,000
247	99005508	Mike Kipkenei Korir -	10,000
248	99005576	Comfort Susan Achieng -	30,000
249	99005580	Ambrose Munywoki Nguti -	20,000
250	99005623	Willy Vundi Maluki -	30,000
251	99005993	Kennedy Kyalo Mwendwa -	40,000
252	99006013	Jane Chemutai Goin -	20,000
253	99006024	Faith Wairimu Kibathi -	50,000
254	99006072	Michael Gachunga Wainaina -	20,000
255	99006089	Benson Muriithi Nyawira -	5,000
256	99006105	Ronald Kipkirui Sang -	20,000
257	99006128	Molline Kinya Muthuri -	20,000
		Total	11,420,500

The National Assembly
Annual Report and Financial Statements for the period ended 30th June, 2025.

Accrued MPs Sitting Allowances

S/NO	PF NO.	Name	Gross Pay
1	01000142	Samuel C Moroto -	105,000
2	20030088	Wetangula Moses Masika	65,000
3	20030120	Jayne Wanjiru Kihara -	31,500
4	20060003.	Joseph Lekuton -	133,500
5	20080027	Japhet M K Mbiuki -	127,500
6	20080093	Fred Chesebe Kapondi -	52,500
7	20080102	Shakeel Shabbir Ahmed -	157,500
8	20080123	Millie Grace Akoth Odhiambo -	22,500
9	20080131.	Benjamin Kipkirui Langat -	552,000
10	20110000.	Joseph Gachoki Gitari -	142,500
11	20110001	Abdi Yusuf Hassan -	37,500
12	20130001	Timothy Wanyonyi Wetangula -	37,500
13	20130004.	Lawrence Mpuri Apuri -	22,500
14	20130007..	Protus Ewesit Akuja -	220,000
15	20130016..	Samuel Arama -	37,500
16	20130017	Lemanken Aramat -	54,000
17	20130018	Bady Twalib Bady -	30,000
18	20130022.	Rashid Juma Bedzimba -	90,000
19	20130030	David Kangogo Bowen -	90,000
20	20130037.	John Kiragu Chege -	259,000
21	20130038	Sabina Wanjiru Chege -	22,500
22	20130039	Samuel Kiprono Chepkonga -	60,000
23	20130042	Abdul Rahim Dawood -	186,000
24	20130043	Ali Rasso Dido -	120,000
25	20130059	David Gikaria -	67,500
26	20130060..	Charles Gumini Gimose -	7,500
27	20130064..	Anthony Kimani Ichungwah -	152,500

*The National Assembly
Annual Report and Financial Statements for the period ended 30th June, 2025.*

28	20130070.	Joseph Kahangara Mburu -	182,500
29	20130071..	Francis Tom J. Kajwang -	82,500
30	20130073..	George Opondo Kaluma -	277,500
31	20130077..	Stephen Wachira Karani -	90,000
32	20130091	Mishi Juma Khamisi -	37,500
33	20130092	David Njuguna Kiaraho -	45,000
34	20130096.	Patrick Makau Kingola -	7,500
35	20130105..	Sarah Paulata Korere -	15,000
36	20130110..	John Waluke Koyi -	15,000
37	20130118.	Joseph Samal Lomwa -	130,000
38	20130119	David Pkosing Losiakou -	180,000
39	20130129	Jessica Nduku Kiko Mbalu -	75,000
40	20130131..	Robert Mbui -	22,500
41	20130133	Julius Kibiwott Melly -	525,000
42	20130147	Stephen Mutinda Mule -	37,500
43	20130148	Benson Makali Mulu -	120,000
44	20130150	Rose Museo Mumo -	15,000
45	20130157	Vincent Musyoka Musau -	105,000
46	20130168	Johnson Many Naicca -	67,500
47	20130171	Daniel Epuyo Nanok -	332,500
48	20130177.	Alice Wambui Nganga -	130,000
49	20130180..	Nicholas Ngikor Ngikolong -	137,500
50	20130189	Junet Sheikh Nuh -	15,000
51	20130192	Rachael Kaki Nyamai -	217,500
52	20130194	James Wambura Nyikal -	15,000
53	20130196	David Ouma Ochieng -	172,500
54	20130197	Geoffrey Makokha Odanga -	7,500
55	20130201	Gideon Ochanda Ogolla -	202,500
56	20130204	Christine Ombaka -	292,500

The National Assembly
Annual Report and Financial Statements for the period ended 30th June, 2025.

57	20130214.	Mary Emaase Otucho -	472,500
58	20130215	Joshua Aduma Owuor -	165,000
59	20130216	James Onyango Koyoo -	22,500
60	20130217	Robert Pukose -	166,500
61	20130219	Mathias Nyamabe Robi -	172,500
62	20130223.	Ibrahim Abdi Saney -	22,500
63	20130229	Omar Mwinyi Shimbwa -	75,000
64	20130230	Bernard Masaka Shinali -	45,000
65	20130232	Daniel Wanyama Sitati -	35,000
66	20130247	Emmanuel Wangwe -	45,000
67	20130268	Beatrice Elachi -	120,000
68	20130274	Naisula Lesuuda -	462,000
69	20130276	Martha Wangari -	163,500
70	20130278	Liza Chelule -	52,500
71	20150002	Elijah Memusi Kanchory -	197,500
72	20170001	Kassim Sawa Tandaza -	340,000
73	20170004	Janet Jepkemboi Sitienei -	217,500
74	20170005	Bashir Sheikh Abdullah -	36,000
75	20170006	Paul Odalo Makojando Abuor -	90,000
76	20170007	Beatrice Kahai Adagala -	37,500
77	20170009	Miruka Ondieki Alfah -	571,500
78	20170014	Paul Otiende Amollo -	52,500
79	20170016	Samuel Onunga Atandi -	240,000
80	20170017	Paul Owino Ongili Babu -	150,000
81	20170018	Owen Yaa Baya -	22,500
82	20170019	Rozaah Akinyi Buyu -	90,000
83	20170023	Charity Kathambi Chepkwony -	135,000
84	20170027	Samuel Kinuthia Gachobe -	37,500
85	20170030	Faith Wairimu Gitau -	30,000

The National Assembly
Annual Report and Financial Statements for the period ended 30th June, 2025.

86	20170032	George Macharia Kariuki -	105,000
87	20170033	Dr. Lilian Achieng Gogo -	90,000
88	20170035	Ali Wario Guyo -	202,500
89	20170040	Said Buya Hiribae -	82,500
90	20170049	William Kassait Kamket -	58,500
91	20170050	Joshua Chepyegon Kandie -	150,000
92	20170052	Irene Muthoni Kasalu -	75,000
93	20170053	Paul Kahindi Katana -	180,000
94	20170054	Edward Oku Kaunya -	97,500
95	20170060	Kimani Francis Kuria -	1,140,000
96	20170062	Kingara Simon Nganga -	200,500
97	20170064	Kipkosgei Joseph Tonui -	637,500
98	20170065	Kirima Moses Nguchine -	390,000
99	20170066	Kitayama Marwa Kamero Maisori -	231,000
100	20170067	Kiti Richard Ken Chonga -	37,500
101	20170068	Kivai Ernest Ogesi -	412,500
102	20170069	Nelson Kipyegon Koech -	45,000
103	20170073	Hilary Kiplangat Kosgei -	7,500
104	20170078	Jackson Lentoijoni Lekumontare -	37,500
105	20170079	Brighton Yegon Leonard -	7,500
106	20170080	Peter Lochakapong -	142,500
107	20170082	Caleb Amisi Luyai -	7,500
108	20170087	Peter Francis Masara -	127,500
109	20170088	Julius Musili Mawathe -	7,500
110	20170089	Nimrod Mbithuka Mbai -	22,500
111	20170091	David Mwalika Mboni -	540,000
112	20170092	Jeremiah Omboko Milemba -	135,000
113	20170094	Lydia Haika Mizighi -	90,000
114	20170099	Mohamed Mohamed Ali -	7,500

The National Assembly
Annual Report and Financial Statements for the period ended 30th June, 2025.

115	20170102	Momanyi Jerusha Mongina -	405,000
116	20170104	Muchira Michael Mwangi -	142,500
117	20170105	Elsie Busihile Muhanda -	60,000
118	20170106	Titus Khamala Mukhwana -	30,000
119	20170109	Mulyungi Gideon Mutemi -	150,000
120	20170110	Murugara George Gitonga -	165,000
121	20170112	Muthama Stanley Muiruri -	120,000
122	20170113	Didmus Wekesa Barasa -	48,000
123	20170114	Mutunga John Kanyuithia -	37,500
124	20170116	Mwakuwona Danson Mwashako -	120,000
125	20170117	Mwale Nicholas Scott Tindi -	157,500
126	20170118	Mwalyo Joshua Mbithi -	90,000
127	20170121	Mwangi Benjamin Gathiru -	22,500
128	20170125	Mwanyanje Gertrude Mbeyu -	115,500
129	20170126	Mwirigi John Paul -	90,000
130	20170129	Nguna Charles Ngusya -	165,000
131	20170131	Njiru Eric Muchangi -	157,500
132	20170135	Nyamita Mark Ogolla -	210,000
133	20170136	Nyamoko Joash Nyamache -	292,500
134	20170137	Nyoro Samson Ndindi -	90,000
135	20170138	Nzambia Thuddeus Kithua -	525,000
136	20170139	Nzengu Paul Musyimi -	22,500
137	20170140	Nzioka Erastus Kivasu -	270,000
138	20170141	Obara Eve Akinyi -	510,000
139	20170142	Obiri Innocent Momanyi -	30,000
140	20170143	Obo Ruweida Mohamed -	60,000
141	20170145	Odege Tom Mboya -	97,500
142	20170146	Odhiambo Elisha Ochieng -	52,500
143	20170150	Okuome Andrew Adipo -	352,500

The National Assembly
Annual Report and Financial Statements for the period ended 30th June, 2025.

144	20170155	Onyiego Silvanus Osoro -	22,500
145	20170158	Dr. Wilberforce Oundo Ojiambo -	22,500
146	20170159	Owino John Walter -	105,000
147	20170160	Owino Martin Peters -	30,000
148	20170161	Oyula Joseph H. Maero -	390,000
149	20170162	Passaris Esther Muthoni -	97,500
150	20170167	Shollei Gladys Boss	195,000
151	20170168	Abdi Omar Shurie -	255,000
152	20170170	Sunkuyia George Risa -	617,500
153	20170173	Thuku Zachary Kwenya -	120,000
154	20170175	Gabriel Koshal Tongoyo -	127,500
155	20170180	Rahab Mukami Wachira -	145,000
156	20170181	James Githua Kamau Wamacukuru -	380,500
157	20170185	Gathoni Wamuchomba -	130,000
158	20170186	Wangaya Christopher Aseka -	75,000
159	20170190	Waweru John Kiarie -	375,000
160	20170192	Yussuf Adan Haji -	135,000
161	20170227	Waqo Naomi Jillo -	112,500
162	20170231	Edith Vethi Nyenze -	112,500
163	20180002	Charles Kamuren -	139,500
164	20200001	Feisal Abdallah Bader Salim -	235,000
165	20210001	Simiyu Majimbo Wekesa -	165,000
166	20210002	Oscar Peter Nabalindo -	45,000
167	20210005	George Koimburi -	145,000
168	20210007	John Njuguna Wanjiku -	197,500
169	20220001	Mohamed Abdi Abdirahman -	150,000
170	20220002	Hussein Weytan Abdirahman -	52,500
171	20220006	Adhe Wario Guyo -	15,000
172	20220007	Yakub Dubow Kuno -	112,500

The National Assembly
Annual Report and Financial Statements for the period ended 30th June, 2025.

173	20220008	Abdi Ali Abdi -	97,500
174	20220009	Ann Wanjiku Muratha -	182,500
175	20220010	Nolfason Obadiah Barongo -	120,000
176	20220011	Hussein Abdi Barre -	22,500
177	20220012	Phyllis Jepkemoi Bartoo -	382,500
178	20220013	Benard Muriuki Nebart -	157,500
179	20220014	Bensuda Atieno Osogo -	180,000
180	20220015	Paul Kibichy Biego -	615,000
181	20220016	Maurice Kakai Bisau -	397,500
182	20220017	Mumina Gollo Bonaya -	435,000
183	20220018	Kenneth Kazungu Tungule -	75,000
184	20220019	Anthony Njoroge Wainaina -	175,000
185	20220020	Mangale Munga Chiforomodo -	977,500
186	20220021	John Chikati Murumba -	120,000
187	20220022	Khamis Chome Abdi -	82,500
188	20220023	Joseph Namuar Emathe -	280,000
189	20220024	Mohamed Yusuf Farah -	37,500
190	20220025	Farah Salah Yakub -	78,000
191	20220026	George N. Gachagua -	52,500
192	20220027	Clive Ombane Gisairo -	330,000
193	20220028	Abdul Ebrahim Haro -	352,500
194	20220029	Hussein Abdikadir Mohamed -	30,000
195	20220030	Fredrick Lusuli Ikana -	30,000
196	20220031	Phelix Odiwuor Kodhe -	75,000
197	20220033	Fatuma Abdi Jehow -	120,000
198	20220035	John Ariko Namoit	704,000
199	20220036	Jane Wangechi Kagiri -	90,000
200	20220037	Gabriel Gathuka Kagombe -	190,000
201	20220038	John Kaguchia Gichohi -	130,000

The National Assembly
Annual Report and Financial Statements for the period ended 30th June, 2025.

202	20220039	Kakuta Maimai Hamisi -	302,500
203	20220040	Peter Kalerwa Salasya -	52,500
204	20220042	Elizabeth Karambu Kailemia -	45,000
205	20220043	Ronald Kamwiko Karauri -	15,000
206	20220044	Rael Chepkemoi Kasiwai -	75,000
207	20220045	Umulkher Kassim Sheikh -	382,500
208	20220046	Marianne Jebet Kitany -	82,500
209	20220047	Beatrice Chepngeno Kemei -	112,500
210	20220048	Anthony Kibagendi -	192,000
211	20220049	Suzanne Ndunge Kiamba -	97,500
212	20220050	Peter Irungu Kihungi -	105,000
213	20220051	Daniel Kiili Karitho -	330,000
214	20220052	Richard Cheruiyot Kilel -	75,000
215	20220053	Gideon Kimaiyo Kipkoech -	75,000
216	20220054	Joseph Kimutai Cherorot -	75,000
217	20220055	David Kiplagat -	45,000
218	20220056	Adams Kipsanai -	15,000
219	20220058	Bernard Kibor Kitur -	202,500
220	20220059	Victor Kipngetich Koech -	67,500
221	20220061	Kibet Kirui Komingoi -	90,000
222	20220062	Titus Lotee -	67,500
223	20220063	Josses Kosgey Lelmengit -	195,000
224	20220065	Dominic Eli Letipila -	75,000
225	20220067	Mohamed Soud Machele -	262,500
226	20220068	Betty Njeri Maina -	90,000
227	20220069	Jane Njeri Maina -	7,500
228	20220070	Mary Maingi -	97,500
229	20220071	John Okwisia Makali -	37,500
230	20220072	Joseph Makilap Kipkoros -	487,500

*The National Assembly
Annual Report and Financial Statements for the period ended 30th June, 2025.*

231	20220073	Daniel Ogwoka Manduku -	97,500
232	20220074	Agnes Mantaine Pareiyo -	15,000
233	20220075	Monicah Muthoni Marubu -	7,500
234	20220076	Fatuma Hamisi Masito -	197,500
235	20220077	Duncan Maina Mathenge -	220,000
236	20220078	Dick Maungu Oyugi -	330,000
237	20220079	Amina Laura Mnyazi -	7,500
238	20220080	Stephen M. Mogaka -	75,000
239	20220081	Daudi Aden Mohamed -	157,500
240	20220082	Fatuma Zainab Mohamed -	292,500
241	20220083	Zamzam Mohamed Chimba -	67,500
242	20220084	Japheth Nyakundi Mokaya -	105,000
243	20220085	Innocent Maino Mugabe -	45,000
244	20220086	Cynthia Jepkosgei Muge -	30,000
245	20220087	Edwin Mugo Gichuki -	105,000
246	20220089	Geofrey Ekesa Mulanya -	22,500
247	20220090	Caleb Mutiso Mule -	15,000
248	20220091	Joseph Kamau Munyoro -	135,000
249	20220092	Anthony Mupe -	30,000
250	20220093	Edward Wakili Muriu -	15,000
251	20220094	Alfred Mutai Kiprono -	52,500
252	20220095	Eckomas Mwengi Mutuse -	114,000
253	20220096	Amos Mwago Maina -	30,000
254	20220097	Paul Chebor -	22,500
255	20220098	Eric Wamumbi -	160,000
256	20220099	Mark Muriithi Mwenje -	487,500
257	20220100	Shadrack Mwiti Ithinji -	487,500
258	20220101	Paul Ekwom Nabuin -	167,500
259	20220102	Daraja Nabwera Nabii -	277,500

*The National Assembly
Annual Report and Financial Statements for the period ended 30th June, 2025.*

260	20220103	Caroline Jeptoo Ngelechi -	67,500
261	20220105	Cecilia Asinyen Ngikit -	205,000
262	20220106	Onesmus Ngogoyo Nguro -	205,000
263	20220107	Susan Ngugi Nduyo -	127,500
264	20220108	Robert Ngui Basil -	106,500
265	20220109	Pamela Njoki Njeru -	45,000
266	20220110	Irene Njoki Mrembo -	205,500
267	20220111	Elijah Njore Kururia -	242,500
268	20220112	Ole Ntutu Kitilai -	97,500
269	20220113	Ruth Adhiambo Odinga -	105,000
270	20220114	John Okano Bwire -	37,500
271	20220115	Catherine Nakhabi Omany -	67,500
272	20220116	Caroli Omondi -	7,500
273	20220117	Charles Onchoke Mamwacha -	195,000
274	20220118	Peter Ochieng Orero -	390,000
275	20220119	Joshua Odongo Oron -	15,000
276	20220120	Patrick Kibagendi Osero -	15,000
277	20220121	Samuel Parashina Sakimba -	130,000
278	20220123	Julius Kipletting Rutto -	502,500
279	20220124	Leah Sopiato Sankaire -	190,000
280	20220125	Florence Jematiah Sergon -	180,000
281	20220126	Peter Mbogho Shake -	135,000
282	20220127	Francis Kipyegon Sigei -	487,500
283	20220129	Amina Udgoon Siyad -	73,500
284	20220131	Clement Sloya Logova -	67,500
285	20220132	Julius Taitumu Manaiba -	405,000
286	20220133	Rebecca Noonaiishi Tonkei -	720,000
287	20220134	Timothy Kipchumba Toroitich -	120,000
288	20220135	Bidu Mohamed Tubi -	295,000

The National Assembly
Annual Report and Financial Statements for the period ended 30th June, 2025.

289	20220137	John Machua Waithaka -	130,000
290	20220138	Nelson Jack Wamboka -	922,500
291	20220139	Geofrey Wandeto Mwangi -	167,500
292	20220141	Richard Kipkemoi Yegon -	67,500
293	20220162	Teresia Wanjiru Mwangi -	130,000
294	20220163	Abdisirat Khalif Ali -	90,000
295	20220164	Dorothy Muthoni Ikiara -	60,000
296	20220165	Joseph Wainaina Iraya -	90,000
297	20220166	Irene Nyakerario Mayaka -	157,500
298	20220167	Harun Umulkher Mohamed -	142,500
299	20220168	Joseph Hamisi Denar -	30,000
300	20220169	Suleka Hulbale Harun -	150,000
301	20220185	Abubakar Ahmed Talib -	105,000
302	20230001	Dekow Mohamed Barrow -	60,000
303	20230002	Chege Njuguna -	15,000
304	93015696..	Gonzi Rai -	160,000
305	93015971	Farah Maalim -	97,500
306	97075787	Adan Wehliye Keynan -	127,500
307	97076327	Musa Sirma -	255,000
308	97076343	Kiunjuri Mwangi -	135,000
309	97076644	Raphael Bitta Sauti Wanjala -	142,500
310	1000142	Samuel C Moroto -	45,000
311	20080093	Fred Chesebe Kapondi -	37,500
312	20110000.	Joseph Gachoki Gitari -	130,000
313	20130001	Timothy Wanyonyi Wetangula -	7,500
314	20130022.	Rashid Juma Bedzimba -	30,000
315	20130085.	Justice Kipsang Kemei -	45,000
316	20130091	Mishi Juma Khamisi -	22,500
317	20130101..	Johana Ngeno Kipyegon -	60,000

The National Assembly
Annual Report and Financial Statements for the period ended 30th June, 2025.

318	20130110..	John Waluke Koyi -	30,000
319	20130129	Jessica Nduku Kiko Mbalu -	15,000
320	20130157	Vincent Musyoka Musau -	30,000
321	20130177.	Alice Wambui Nganga -	165,000
322	20130194	James Wambura Nyikal -	120,000
323	20130216	James Onyango Koyoo -	82,500
324	20130217	Robert Pukose -	45,000
325	20130223.	Ibrahim Abdi Saney -	22,500
326	20170006	Paul Odalo Makojango Abuor -	75,000
327	20170009	Miruka Ondieki Alfah -	30,000
328	20170018	Owen Yaa Baya -	82,500
329	20170023	Charity Kathambi Chepkwony -	75,000
330	20170032	George Macharia Kariuki -	130,000
331	20170040	Said Buya Hiribae -	37,500
332	20170061	Kimilu Joshua Kivinda -	30,000
333	20170062	Kingara Simon Nganga -	72,000
334	20170064	Kipkosgei Joseph Tonui -	45,000
335	20170065	Kirima Moses Nguchine -	45,000
336	20170073	Hilary Kiplangat Kosgei -	120,000
337	20170078	Jackson Lentoijoni Lekumontare -	7,500
338	20170091	David Mwalika Mboni -	7,500
339	20170094	Lydia Haika Mizighi -	120,000
340	20170109	Mulyungi Gideon Mutemi -	45,000
341	20170125	Mwanyanje Gertrude Mbeyu -	22,500
342	20170134	Patrick Munene Ntwiga -	15,000
343	20170138	Nzambia Thuddeus Kithua -	30,000
344	20170142	Obiri Innocent Momanyi -	37,500
345	20170143	Obo Ruweida Mohamed -	37,500
346	20170160	Owino Martin Peters -	30,000

The National Assembly
Annual Report and Financial Statements for the period ended 30th June, 2025.

347	20170162	Passaris Esther Muthoni -	30,000
348	20170181	James Githua Kamau Wamacukuru -	30,000
349	20170231	Edith Vethi Nyenze -	105,000
350	20180002	Charles Kamuren -	36,000
351	20200001	Feisal Abdallah Bader Salim -	7,500
352	20210007	John Njuguna Wanjiku -	30,000
353	20220003	Amina Dika Abdullahi -	90,000
354	20220004	Dorice Donya Aburi -	52,500
355	20220007	Yakub Dubow Kuno -	7,500
356	20220011	Hussein Abdi Barre -	75,000
357	20220014	Bensuda Atieno Osogo -	22,500
358	20220016	Maurice Kakai Bisau -	75,000
359	20220017	Mumina Gollo Bonaya -	15,000
360	20220020	Mangale Munga Chiforomodo -	15,000
361	20220023	Joseph Namuar Emathe -	15,000
362	20220031	Phelix Odiwuor Kodhe -	7,500
363	20220032	Guyo Wako Jaldesa -	52,500
364	20220036	Jane Wangechi Kagiri -	30,000
365	20220047	Beatrice Chepngeno Kemei -	15,000
366	20220048	Anthony Kibagendi -	109,500
367	20220051	Daniel Kiili Karitho -	45,000
368	20220052	Richard Cheruiyot Kilel -	22,500
369	20220054	Joseph Kimutai Chererot -	30,000
370	20220062	Titus Lotee -	37,500
371	20220064	Pauline Lenguris -	60,000
372	20220066	Linet Chepkorir -	45,000
373	20220069	Jane Njeri Maina -	130,000
374	20220070	Mary Maingi -	167,500
375	20220073	Daniel Ogwoka Manduku -	30,000

The National Assembly
Annual Report and Financial Statements for the period ended 30th June, 2025.

376	20220074	Agnes Mantaine Pareiyo -	82,500
377	20220076	Fatuma Hamisi Masito -	15,000
378	20220077	Duncan Maina Mathenge -	52,500
379	20220080	Stephen M. Mogaka -	7,500
380	20220083	Zamzam Mohamed Chimba -	105,000
381	20220086	Cynthia Jepkosgei Muge -	15,000
382	20220090	Caleb Mutiso Mule -	30,000
383	20220099	Mark Muriithi Mwenje -	30,000
384	20220100	Shadrack Mwiti Ithinji -	7,500
385	20220107	Susan Ngugi Nduyo -	67,500
386	20220109	Pamela Njoki Njeru -	60,000
387	20220119	Joshua Odongo Oron -	22,500
388	20220127	Francis Kipyegon Sigei -	45,000
389	20220133	Rebecca Noonaishi Tonkei -	45,000
390	20220135	Bidu Mohamed Tubi -	7,500
391	20220138	Nelson Jack Wamboka -	90,000
392	20220140	Martin Pepela Wanyonyi -	30,000
393	20220164	Dorothy Muthoni Ikiara -	15,000
394	20220165	Joseph Wainaina Iraya -	22,500
395	93015515	Julius Sunkuli -	45,000
		Total	52,150,000
		GRAND TOTAL	63,570,500

Accrued Salaries

S/NO	P/No	Name	Amount
1.	91096670	Ann Wambui Njoroge	259,038
		Total	259,038

The National Assembly
Annual Report and Financial Statements for the period ended 30th June, 2025.

Appendix VII-Accrued Mileage Claims

Name	Period of claim	Amount
Abdallah Bashir Sheikh	14/3/25- 30/6/25	5,768,280.00
Abdi Barre Hussein	23/5/25- 30/6/25	2,252,376.00
Abdul Rahim Dawood	16/5/25-30/6/25	662,284.00
Abubakar Talib	14/3/25-30/6/25	1,958,790.00
Aden Daudi Mohamed	30/5/25-30/6/25	1,918,182.00
Agnes Mantaine Pareyio	23/5/25-30/6/25	585,984.00
Alfa Miruka Ondieki	9/5/25-30/6/25	1,115,811.20
Alfred Mutai Kiprong	6/6/25 -30/6/25	437,046.40
Ali Abdi Ali	6/6/25-30/6/25	1,342,880.00
Ali Dido Rasso	6/6/25-30/6/25	976,640.00
Alice Wambui Nganga	10/1/25-30/6/25	724,850.00
Amina Dika Abdullahi	09/5/25-30/6/25	3,052,000.00
Amos Maina Mwago	20/6/25-30/6/25	18,312.00
Andrew Okuome Adipo	6/6/25-30/6/25	610,400.00
Andrew Okuome Adipo	6/6/25-30/6/25	85,456.00
Anthony Kenga Mupe	25/4/25-30/6/25	1,420,095.60
Anthony Tom Oluoch	2/5/25-30/6/25	26,600.00
Anthony Wainaina Njoroge	2/5/25-30/6/25	705,927.60
Antoney Kibagendi	11/4/25-30/6/25	1,098,720.00
Asinyen Ngilit Cecilia	14/3/25-30/6/25	5,722,500.00
Babu Paul Owino Ongili	30/5/25-30/6/25	68,670.00
Bady Twalib Bady	30/5/25-30/6/25	907,970.00
Beatrice Chepngeno Kemei	18/4/25-30/6/25	1,534,240.40
Beatrice Elachi	23/5/25-30/6/25	73,248.00
Beatrice Kahai Adagala	13/6/25-30/6/25	141,307.60
Beatrice Njeri Maina	6/6/25-30/6/25	329,616.00
Benard Muriuki Nebert	13/6/25-30/6/25	194,107.20

*The National Assembly
Annual Report and Financial Statements for the period ended 30th June, 2025.*

Benjamin Kipkirui Langat	6/6/25-30/6/25	494,424.00
Benjamin Mwangi Gathiru	25/4/25-30/6/25	122,080.00
Benson Makali Mulu	6/6/25-30/6/25	321,070.40
Bernard Masaka Shinali	6/6/25-30/6/25	570,113.60
Bonaya Mumina Gollo	9/5/25-30/6/25	2,802,956.80
Brighton Yegon Leonard	30/5/25-30/6/25	659,232.00
Buya Hiribae Said	23/5/25-30/6/25	1,690,197.60
Caleb Amisi Luyai	6/6/25-30/6/25	659,232.00
Caleb Mutiso Mule	2/5/25-30/6/25	329,616.00
Caroline Jeptoo Ngelechei	13/6/25-30/6/25	434,910.00
Charity Chepkwony Kathambi	30/5/25-30/6/25	1,986,852.00
Charles Gumini Gimose	13/6/25-30/6/25	705,968.80
Charles Kamuren	6/6/25-30/6/25	723,934.40
Charles Mamwacha Onchoke	6/6/25-30/6/25	622,608.00
Charles Nguna Ngusya	4/4/25-30/6/25	920,483.20
Chege Njuguna	13/6/25-30/6/25	114,450.00
Chome Abdi Hamisi	25/4/25-30/6/25	1,097,762.00
Christine Oduor Ombaka	4/4/25-30/6/25	2,130,601.20
Christopher Aseka Wangaga	6/6/25-30/6/25	781,312.00
Clement Logova Sloya	6/6/25-30/6/25	598,192.00
Clive Gisairo Ombane	30/5/25 - 30/6/25	610,400.00
Daniel Epuyo Nanok	25/5/25-30/6/25	2,010,657.60
Daniel Karitho Kiili	6/6/25-30/6/25	427,280.00
Daniel Ogwoka Manduku	2/05/25-30/6/25	1,153,656.00
Daniel Wanyama Sitati	30/5/25-30/6/25	630,238.00
Danson Mwashako Mwakuwona	13/6/25-30/6/25	1,517,454.40
David Gikaria	30/5/25-30/6/25	263,998.00
David Kangogo Bowen	13/6/25-30/6/25	581,406.00
David Kiplagat	16/5/25-30/6/25	1,021,198.40

*The National Assembly
Annual Report and Financial Statements for the period ended 30th June, 2025.*

David Mwalika Mboni	16/5/25-30/6/25	636,647.20
David Njuguna Kiaraho	6/6/25-30/6/25	292,992.00
David Ouma Ochieng'	2/5/25 TO 30/6/25	1,579,410.00
David Pkosing Losiakou	1/11/24-11/11/24 & 6/6/25-30/6/25	1,245,216.00
Dick Maungu Oyugi	4/4/25-2/6/25	1,703,016.00
Didmus Wekesa Barasa Mutua	02/5/25-30/6/25	1,664,560.00
Dominic Eli Letipila	6/6/25-30/6/25	1,245,216.00
Dorice Aburi Donya	16/5/25-30/6/25	1,273,294.40
Duncan Mathenge	18/4/25-30/6/25	695,856.00
Ebrahim Haro Abdul	25/4/25-2/6/25	4,120,200.00
Eckomas Mwengi Mutuse	30/5/25-30/6/25	424,228.00
Edith Vethi Nyenze	23/5/25-30/6/25	325,953.60
Edward Oku Kaunya	2/5/25-30/6/25	1,258,339.00
Edwin Mugo Gichuki	13/6/25-30/6/25	183,120.00
Ekwom Paul Nabuin	23/5/25-30/6/25	2,204,764.00
Elijah Memusi Kanchory	23/5/25-30/6/25	457,800.00
Elijah Njore Njoroge	13/6/25-30/6/25	73,248.00
Elisha Ochieng Odhiambo	30/5/25-30/6/25	412,020.00
Elizabeth Kailemia	18/4/25-30/6/25	1,309,308.00
Elsie Busihile Muhanda	9/5/25-30/6/25	1,445,427.20
Emmanuel Wangwe	21/3/25-30/6/25	2,136,400.00
Erastus Nzioka Kivasu	4/4/25-30/6/25	1,110,928.00
Eric Muchangi Njiru	30/05/25-30/6/25	305,200.00
Eric Mwangi Kahugu	2/5/25-30/6/25	546,613.20
Esther Muthoni Passaris	7/3/25-30/6/25	233,478.00
Eve Obara Akinyi	2/5/25-30/6/25	1,068,200.00
Farah Maalim	23/5/25-30/6/25	1,538,208.00
Fatuma Abdi Jehow	2/5/25-30/6/25	3,708,180.00
Fatuma Hamisi Masito	6/6/25-30/6/25	854,560.00

*The National Assembly
Annual Report and Financial Statements for the period ended 30th June, 2025.*

Fatuma Zainab Mohamed	23/5/25-30/6/25	1,309,308.00
Feisal Abdallah Bader Salim	11/4/25-30/6/25	1,063,363.20
Ferdinand Kevin Wanyonyi	13/6/25-30/6/25	384,552.00
Festus Mwangi Kiunjuri	23/5/25-30/6/25	540,204.00
Francis Kimani Kuria	16/8/24-26/5/25	3,433,500.00
Fred Kapondi Chesebe	23/5/25-30/6/25	1,018,147.20
Gabriel Gathuka Kagombe	16/5/25-30/6/25	235,004.00
Gabriel Koshal Tongoyo	23/5/25-30/6/25	759,948.00
Gathoni Wamuchomba	28/3/25-30/6/25	301,537.40
Geoffrey Ekesa Mulanya	30/5/25-30/6/25	839,300.00
Geoffrey Makokha Odanga	14/3/2025-30/6/25	3,236,646.00
Geoffrey Wandeto Mwangi	11/4/25-30/6/25	897,288.00
George Aladwa	30/5/25-30/6/25	21,364.00
George Gitonga Mugugara	6/6/25-30/6/25	379,668.80
George Kariuki Macharia	2/5/25-30/6/25	686,700.00
George N. Gachagua	7/2/25-30/6/25	2,115,036.00
George Peter Opondo Kaluma	18/04/25-30/6/25	1,244,300.40
George Risa Sunkuyia	6/6/25-30/6/25	771,545.60
Getrude Mbeyu Mwanyanje	30/5/25-30/6/25	2,250,510.00
Gideon Kipkoech Kimaiyo	6/6/25-30/6/25	393,708.00
Gideon Mutemi Mulyungi	25/4/25-2/6/25	796,572
Gideon Ochanda Ogolla	18/4/25-30/6/25	1,495,480.00
Gitau Faith Wairimu	6/6/25-30/6/25	427,280.00
Gladys Boss Shollei	25/4/25-30/6/25	1,014,790.00
Guyo Adhe Wario	2/5/25-30/6/25	3,804,318.00
Guyo Ali Wario	16/5/25-30/6/25	2,093,672.00
Harun Mohamed Umulkher	23/5/25-30/6/25	1,785,420.00
Hillary Kiplangat Kosgei	5/5/25-30/6/25	1,153,656.00
Hussein Mohamed Abdikadir	23/5/25-30/6/25	1,714,003.20

*The National Assembly
Annual Report and Financial Statements for the period ended 30th June, 2025.*

Ibrahim Abdi Saney	23/5/25-30/6/25	2,702,851.20
Ihanda Zaheer	30/5/25-30/6/25	961,380.00
Innocent Maino Mugabe	30/5/25-30/6/25	686,700.00
Innocent Momanyi Obiri	23/5/25- 30/6/25	752,623.00
Irene Muthoni Kasalu	6/6/25-30/6/25	470,008.00
Irene Njoki	30/5/25-30/6/25	381,500.00
Irene Nyakerario Mayaka	6/5/25-30/6/25	76,910.00
Jackson Kipkemoi Kosgei	30/5/25-30/6/25	534,100.00
Jackson Lentoijoni Lekumontare	4/4/25-30/6/25	2,717,806.00
James Githua Kamau	16/5/25-30/6/25	96,138.00
James Mwangi Gakuya	20/6/25-30/6/25	25,636.80
James Onyango Oyoo	4/4/25-9/6/25	1,144,500.00
James Wambura Nyikal	23/5/25-30/6/25	759,948.00
Jane Njeri Maina	6/6/25-30/6/25	604,296.00
Jane Wanjiru Kihara	25/4/25-30/6/25	457,800.00
Janet Jepkemboi Sitienei	30/5/25-30/6/25	656,180.00
Japheth Nyakundi Mokaya	6/6/25-30/6/25	747,129.60
Jared Odoyo Okelo	23/5/25-30/6/25	627,186.00
Jematiah Sergon Florence	14/2/25-30/6/25	3,189,340.00
Jeremiah Omboko Milemba	23/5/25-30/6/25	698,908.00
Jerusha Mongisha Momanyi	6/6/25-30/6/25	549,360.00
Jessica Nduku Kiko Mbalu	24/1/25-30/6/25	2,246,272.00
Joash Nyamoko Nyamache	9/5/2025-3/6/25	982,744.00
Johana Ngeno Kipyegon	23/5/25-30/6/25	884,469.60
John Gitonga Mwaniki	16/5/25-30/6/25	638,783.60
John Kiarie Waweru	29/11/24-30/5/25	324,732.80
John Kiragu Chege	21/2/25-2/6/25	695,856.00
John Machua Waitha	30/5/25 - 30/6/25	591,477.60
John Michael Mwangi Muchira	6/6/25-30/6/25	457,800.00

*The National Assembly
Annual Report and Financial Statements for the period ended 30th June, 2025.*

John Murumba Chikati	11/4/25-2/6/25	1,551,026.40
John Mutunga Kanyuithia	23/5/25-30/6/25	553,022.40
John Namoit Ariko	30/5/25-30/6/25	1,583,988.00
John Njuguna Wanjiku	6/6/25-30/6/25	75,308.00
John Okwisia Makali	30/5/25-30/6/25	735,532.00
John Paul Mwirigi	6/6/25-30/6/25	390,656.00
John Walter Owino	30/5/25-30/6/25	659,232.00
John Waluke Koyi	17/1/25-30/6/25	3,398,707.20
Johnson Many Naicca	23/5/25-30/6/25	970,536.00
Joseph Emathe Namuar	23/5/25-30/6/25	2,197,440.00
Joseph Gachoki Gitari	6/6/25-30/6/25	674,797.20
Joseph Hamisi Denar	24/4/25-30/6/25	1,617,560.00
Joseph Kamau Munyoro	9/5/25-30/6/25	317,408.00
Joseph Kimutai Cherorot	6/6/25-30/6/25	501,748.80
Joseph Kipkosgei Tonui	30/5/25-30/6/25	503,580.00
Joseph Lekuton	23/5/25-30/6/25	2,014,320.00
Joseph Maero Oyula	16/5/25-30/6/25	1,185,702.00
Joseph Makilap	23/5/25-30/6/25	668,388.00
Joseph Mburu Kahangara	6/6/25-30/6/25	122,080.00
Joseph Samal Lomwa	30/5/25-30/6/25	1,568,728.00
Joshua Aduma Owuor	6/6/25-30/6/25	531,048.00
Joshua Chepyegon Kandie	6/6/25-30/6/25	503,580.00
Joshua Kimilu Kivinda	9/5/25-30/6/25	439,488.00
Joshua Mwalyo Mbithi	11/4/25-30/6/25	573,776.00
Joshua Odongo Oron	16/5/25-30/06/25	1,225,683.20
Joyce Atieno Osogo	25/4/25-30/6/25	1,489,557.20
Joyce Kamene	28/2/25-30/6/25	1,159,149.60
Julius Kibiwott Melly	21/2/25-30/6/25	675,124.80
Julius Kipletting Rutto	7/3/25-30/6/25	2,231,012.00

*The National Assembly
Annual Report and Financial Statements for the period ended 30th June, 2025.*

Julius Musili Mawathe	11/4/25-30/6/25	120,859.20
Julius Taitumu M'anaiba	23/5/25-30/6/25	640,920.00
Junet Sheikh Nuh	4/4/25-30/6/25	2,069,256.00
Justice Kipsang' Kemei	16/5/25-30/6/25	790,468.00
Kakai Bisau Maurice	23/5/25-30/6/25	860,664.00
Kalerwa Salasya Peter	23/5/25-30/6/25	1,003,497.60
Kamande Augustine	13/6/25-30/6/25	45,462.00
Kareke Mbiuki	2/5/25-30/6/25	450,434.00
Kassim Sawa Tandaza	30/5/25 - 30/6/25	869,820.00
Kawai Ernest Ogesi	13/6/25-30/6/25	375,396.00
Kenneth Kazum Charo	6/6/25-30/6/25	952,224.00
Ker Kassim Umul	6/6/25-30/6/25	1,301,067.60
Khalif Ali Abdisirat	9/5/25-30/6/25	3,418,240.00
Kibet Komingoi Kirui	28/3/25-30/6/25	1,922,760.00
Kibor Kitur Bernard	30/5/25-30/6/25	671,440.00
Kipngetch Koech Victor	6/6/25-30/6/25	476,112.00
Kipng'ok Kiborek Reuben	7/3/25-30/6/25	2,490,432.00
Kipsanai Korir Adams	6/6/25-30/6/25	268,576.00
Kiptoo Kosgey Josses	23/5/25-30/6/25	900,340.00
Kipyegon Arap Sigei Francis	6/6/25-30/6/25	402,864.00
Kitayama Marwa Kamero Maisori	2/5/25-30/6/25	1,508,064.00
Kiti Richard Ken Chonga	20/6/25-30/6/25	378,448.00
Kyule Muli Fabian	23/5/25-30/6/25	201,432.00
Laura Amina Mnyazi	16/5/25-30/6/25	1,732,620.40
Lawrence Mpuri Aburi	7/3/25-30/6/25	1,815,940.00
Leah Sopiato Moiko	16/5/25-30/6/25	1,465,570.40
Lekakeny Julius	21/3/25-30/6/25	2,093,672.00
Lemanken Aramat	23/5/25-30/6/25	576,828.00
Lilian Chebet Siyoi	23/5/25-30/6/25	1,045,310.00

***The National Assembly
Annual Report and Financial Statements for the period ended 30th June, 2025.***

Lilian Gogo	16/5/25-30/6/25	1,358,750.40
Linnet Chepkorir	16/5/25-30/6/25	1,273,294.40
Liza Chelule	23/5/25-30/6/25	333,278.40
Lsuli Ikana Fredrick	16/5/25-30/6/25	1,068,200.00
Lydia Haika Mizighi	2/5/25-30/6/25	957,107.20
Maimai Hamisi Kakuta	6/6/25-30/6/25	262,472.00
Maingi Mary	11/4/25-30/6/25	923,230.00
Majimbo Kalasinga Simuyu	6/6/25-30/6/25	598,192.00
Marianne Jebet Kitany	6/6/25-30/6/25	732,480.00
Mark Ogolla Nyamita	21/3/25-30/6/25	1,856,836.80
Mark Samuel Muriithi	28/6/24-30/6/25	631,764.00
Martha Wangari	18/4/25-30/6/25	615,283.20
Martin Pepela Wanyonyi	6/6/25-30/6/25	531,048.00
Mary Emaase Otucho	16/5/25-30/6/25	1,230,566.40
Mary Wamaua Waithera Njoroge	21/2/25-30/6/25	1,281,840.00
Mathias Nyamabe Robi	17/1/25-30/6/25	4,071,368.00
Michael Wambugu Wainaina	23/5/25-30/6/25	1,082,239.20
Millie Grace Akoth Odhiambo	7/3/25-30/6/25	3,026,058.00
Mishi Juma Khamisi	23/5/25-30/6/25	933,912.00
Mogaka Stephen M	6/6/25-30/6/25	388,214.40
Mohamed Ali Mohamed	6/6/25-30-6/25	595,140.00
Mohamed Ruweida Obo	30/5/25-30/6/25	1,678,600.00
Mohammed Aden Adow	25/4/25-30/6/25	2,270,688.00
Monicah Muthoni Marubu	6/6/25-30/6/25	1,007,160.00
Moses Kirima Nguchine	23/5/25-30/6/25	560,347.20
Muge Cynthia Jepkosgei	30/5/25-30/6/25	949,172.00
Munga Chiforomodo Mangale	30/5/25-30/6/25	1,086,512.00
Murwithania Mugambi Rindikiri	23/5/25-30/6/25	613,452.00
Musa Cherutich Sirma	2/5/25-30/6/25	1,145,415.60

*The National Assembly
Annual Report and Financial Statements for the period ended 30th June, 2025.*

Nabii Nabwera Damaja	6/6/25-30/6/25	556,684.80
Naisula Lesuuda	23/5/25-30/6/25	1,251,320.00
Nakhabi Omanyo Catherine	9/5/25-30/6/25	1,431,388.00
Naomi Jillo Waqo	6/6/25-30/6/25	1,700,574.40
Nelson Jack Wanami	23/5/25-30/6/25	963,211.00
Nelson Kipyegon Koech	9/5/25-30/6/25	1,025,472.00
Ngui Basil Robert	6/6/25-30/6/25	305,200.00
Nicholas Scott Mwale	23/5/25-30/6/25	1,062,096.00
Nixon Nicholas Ngikor	2/5/25-30/6/25	3,213,756.00
Ntutu Ole Kitilai	21/2/25-30/6/25	2,058,574.00
Obadiah Barongo Nolfason	16/5/25-30/6/25	1,023,640.80
Odiwour Khodhe Phelix	6/6/25-30/6/25	61,040.00
Okano Bwire John	16/5/25-30/6/25	1,277,567.20
Omar Mwinyi Shimbwa	23/5/25-30/6/25	950,392.80
Omondi Caroli	16/5/25-30/6/25	1,197,604.80
Onesmus Ngogoyo Nguro	2/5/25-2/6/25	209,366.40
Oscar Kipchumba Sudi	6/6/25-30/6/25	566,451.20
Owen Yaa Baya	30/5/25-30/6/25	915,600.00
Pamela Njoki Njeru	4/4/25-30/6/25	1,301,372.80
Patrick Kibagendi Osero	20/6/25-30/6/25	296,044.00
Patrick Makau Kingola	9/5/25-30/6/25	90,339.20
Patrick Munene Ntwiga	2/5/25-30/6/25	741,636.00
Patrick Simiyu Barasa	06/6/25-30/6/25	448,644.00
Paul Amollo Otiende	21/3/25-30/5/25	2,298,156.00
Paul K Chebor	30/5/25-30/6/25	451,696.00
Paul Kahindi Katana	9/5/25-30/6/25	1,728,652.80
Paul Kibichiy Biego	9/5/25-30/6/25	1,440,544.00
Paul Nzengu Musyimi	4/4/25-30/6/25	1,395,374.40
Paul Odalo Abuor	30/5/25-30/6/25	656,180.00

The National Assembly
Annual Report and Financial Statements for the period ended 30th June, 2025.

Pauline Lenguris	25/4/25-30/6/25	3,235,120.00
Peter - Lochakapong	30/5/25-30/6/25	1,045,310.00
Peter Francis Masara	6/6/25-30/6/25	683,648.00
Peter Irungu Kihungi	6/6/25-30/6/25	157,483.20
Peter Mbogho Mwang'ombe	6/6/25-30/6/25	848,456.00
Peter Ochieng Orero	6/6/25-30/6/25	36,624.00
Peter Oscar Nabulindo	02/5/25-30/6/25	1,236,060.00
Philip Gichohi Kaguchi John	30/5/25-30/6/25	244,160.00
Phylis Jepkemoi Bartoo	6/6/25-30/6/25 & 4/4/25-7/4/25	737,058.00
Protus Ewesit Akujah	30/5/2025-30/6/2025	1,793,050.00
Rachael Kaki Nyamai	30/5/25-30/6/25	628,712.00
Rael Chepkemoi Kasiwai	23/5/25-30/6/25	1,492,428.00
Rahab Wachira Mukami	7/3/25-30/6/25	1,059,654.40
Raphael Wanjala Bitta	16/5/25-2/6/25	1,286,112.80
Rashid Juma Bedzimba	16/5/25-30/6/25	1,388,660.00
Rebecca Noonaiishi Tonkei	24/4/25-30/6/25	1,678,600.00
Richard Cheruiyot Kilel	6/6/25-30/6/25	523,723.20
Richard Kipkemoi Yegon	16/5/25-30/6/25	811,832.00
Robert Gichiumu Githinji	16/5/25-30/6/25	381,500.00
Robert Mbui	4/4/25-30/6/25	395,539.20
Robert Pukose	23/5/25-30/6/25	915,600.00
Ronald Kamwiko Karauri	9/5/25-30/6/25	92,780.80
Rose Museo Mumo	6/6/25-30/6/25	402,864.00
Rozaah Akinyi Buyu	25/4/25-30/6/25	1,397,816.00
Ruth Adhiambo Busia Odinga	18/4/25-30/6/25	1,158,950.00
Sabina Chege	8/11/24-2/6/25	1,892,240.00
Sakimba Parashina Samuel	6/6/25-30/6/25	708,850.00
Salah Yakub Farah	6/6/25-30/6/25	1,196,384.00
Samson Nyoro Ndindi	13/6/25-30/6/25	137,340.00

*The National Assembly
Annual Report and Financial Statements for the period ended 30th June, 2025.*

Samuel Arama	4/4/25-30/06/25	706,232.40
Samuel Gonzi Rai	6/6/25-30/6/25	822,819.20
Samuel Kinuthia Gachobe	21/3/25-30/6/25	1,486,934.40
Samuel Kiprono Chepkonga	13/6/25-30/6/25	488,320.00
Samuel Moroto Chumel	23/5/25-30/6/25	1,062,096.00
Samuel Onunga Atandi	18/4/25-30/6/25	1,594,670.00
Sara Paulata Korere	25/4/25-2/6/25	1,076,745.60
Shadrack Mwiti Ithinji	15/11/24-30/6/25	3,215,282.00
Shakeel Shabir Ahmed	16/5/25-30/6/25	365,019.20
Shurie Abdi Omar	30/5/25-30/6/25	1,153,656.00
Simon Nganga Kingara	6/6/25-30/6/25	62,260.80
Siyad Udgoon Amina	6/6/25 - 30/6/25	1,281,840.00
Stanley Muiruri Muthama	23/5/25-30/6/25	1,886,136.00
Stephen Mutinda Mule	6/6/25-30/6/25	131,846.00
Stephen Wachira Karani	6/6/25-30/6/25	455,358.40
Sulekha Harun	13/6/25-30/6/25	1,281,840.00
Susan Ngugi Nduyo	30/5/25-30/6/25	579,880.00
Suzanne Ndunge Kiamba	4/4/25-2/6/2025	991,900.00
Tresia Wanjiru Mwangi	15/5/25-30/6/25	217,912.80
Thaddeus Nzambia	09/5/25-30/6/25	423,007.20
Timothy Wanyonyi Wetangula	21/2/25-30/6/25	192,276.00
Titus Khamala Mukhwana	6/9/24-30/6/25	4,813,004.00
Titus Lotee	30/5/25-30/6/25	1,217,748.00
Tom Joseph Francis Kajwang'	14/2/25-2/6/25	247,212.00
Tom Mboya Odege	21/3/25-30/6/25	2,517,900.00
Toroitich, Mr. Timothy K.	23/5/25-30/6/25	979,692.00
Tubi Bidu Mohamed	6/6/25-30/6/25	1,159,760.00
Vincent Musyoka Musau	18/4/25-30/6/25	738,584.00
Wainaina Iraya Joseph	9/5/25-30/6/25	1,176,851.20

*The National Assembly
Annual Report and Financial Statements for the period ended 30th June, 2025.*

Wangechi Kagiri Jane	6/6/25-30/6/25	671,440.00
Wanjiku Muhia	25/4/25-30/6/25	701,960.00
Waqo Jaldesa Guyo	14/3/25-30/6/25	5,951,400.00
Wehliye Adan Keynan	20/6/25-30/6/25	715,999.20
Weytan Abdirahman Hussein	18/4/25-30/6/25	4,538,933.80
William Kasait Kamket	25/4/2025-30/6/25	2,099,776.00
Wylberforce Ojambo Oudo	09/5/25 - 30/6/25	1,025,472.00
Yakub Adow Kuno	23/5/25-30/6/25	1,007,160.00
Yussuf Adan Haji	23/5/25-30/6/25	2,136,400.00
Yussuf Mohamed Bulle Farah	23/5/25-30/6/25	2,254,207.20
Yusuf Hassan Abdi	2/5/25-30/6/25	61,040.00
Zachary Kwenya Thuku	6/6/25-30/6/25	268,576.00
Zamzam Mohamed	2/5/25-30/6/25	1,681,041.60
Dekow Mohamed Barrow	2/5/25-30/6/25	1,340,438.40
Onyiego Silvanus Osoro	13/6/25-30/6/25	236,776.40
Mbithuka Nimrod Mbai	6/6/25-30/6/25	427,280.00
Total		365,255,554.20

The National Assembly
Annual Report and Financial Statements for the period ended 30th June, 2025.

Appendix VIII-Accrued Daily Subsistence Facilitation Allowances

Name	Claim Period	Amount
Omar Mwinyi Shimbwa	5/5/25-26/6/25	364,000.0
Bady Twalib Bady	5/5/25-26/6/25	436,800.0
Rashid Juma Bedzimba	7/4/25-26/6/25	582,400.0
Mohamed Mohamed Ali	5/5/25-26/6/25	436,800.0
Mishi Juma Khamisi	5/5/25-26/6/25	364,000.0
Mohamed Soud Machele	7/4/25-26/6/25	655,200.0
Feisal Abdallah Bader Salim	7/4/25-26/6/25	655,200.0
Mangale Munga Chiforomodo	7/4/25-26/6/25	149,830.0
Kassim Sawa Tandaza	3/3/25-26/6/25	1,092,000.0
Gonzi Rai	2/6/25-26/6/25	291,200.0
Owen Yaa Baya	7/4/25-26/6/25&(July/24)	1,019,200.0
Kiti Richard Ken Chonga	3/2/25-26/6/25	1,092,000.0
Paul Kahindi Katana	5/5/25-26/6/25	364,000.0
Anthony Mupe	7/4/25-26/6/25	364,000.0
Kevveta Kozungu Tungule	3/3/25-26/6/25	873,600.0
Amina Laura Mnyazi	7/4/25-26/6/25	728,000.0
Ali Wario Guyo	5/5/25-26/6/25	509,600.0
Said Buya Hiribae	5/5/25-26/6/25	436,800.0
Yakub Dubow Kuno	5/5/25-26/6/25	364,000.0
Obo Ruweida Mohamed	7/4/25-26/6/25	655,200.0
Muthama Stanley Muiruri	5/5/25-26/6/25	436,800.0
Khamis Chome Abdi	5/5/25-26/6/25	291,200.0
John Okano Bwire	7/4/25-26/6/25	655,200.0
Mwakuwona Danson Mwashako	2/6/25-26/6/25	291,200.0
Peter Mbogho Shake	7/4/25-26/6/25	655,200.0
Barrow Dekow Mohamed	5/5/25-26/6/25&(DEC/24)	364,000.0
Abdi Omar Shurie	7/4/25-26/6/25	582,400.0

*The National Assembly
Annual Report and Financial Statements for the period ended 30th June, 2025.*

Hussein Abdikadir Mohamed	7/4/25-26/6/25	655,200.0
Farah Maalim	5/5/25-26/6/25	364,000.0
Farah Salah Yakub	7/4/25-26/6/25	509,600.0
Abdi Ali Abdi	5/5/25-26/6/25	364,000.0
Ibrahim Abdi Saney	5/5/25-26/6/25	509,600.0
Daudi Aden Mohamed	5/5/25-26/6/25	364,000.0
Hussein Abdi Barre	5/5/25-26/6/25	364,000.0
Mohamed Yusuf Farah	5/5/25-26/6/25	364,000.0
Adan Wehliye Keynan	7/4/25-26/6/25	800,800.0
Mohamed Adan Adow	7/4/25-26/6/25	728,000.0
Yussuf Adan Haji	5/5/25-26/6/25	418,600.0
Bashir Sheikh Abdullah	3/3/25-26/6/25	873,600.0
Abdul Ebrahim Haro	7/4/25-26/6/25	655,200.0
Hussein Weytan Abdirahman	7/4/25-26/6/25	655,200.0
Mohamed Abdi Abdirahman	7/4/25-26/6/25	728,000.0
Guyo Waqo Jaldesa	3/3/25-26/6/25& JAN/25	928,200.0
Adhe Wario Guyo	5/5/25-26/6/25	291,200.0
Ali Rasso Dido	5/5/25-26/6/25	509,600.0
Joseph Lekuton	5/5/25-26/6/25	509,600.0
Joseph Samal Lomwa	2/6/25-26/6/25	145,600.0
Bidu Mohamed Tubi	7/4/25-26/6/25	800,800.0
Mwirigi John Paul	3/3/25-26/6/25	873,600.0
Daniel Kiili Karitho	7/4/25-26/6/25	582,400.0
Julius Taitumu M'avatβa	5/5/25-26/6/25	436,800.0
Mutunga John Kanyuithia	5/5/25-26/6/25	364,000.0
Lawrence Mpuri Apuri	3/3/25-26/6/25	873,600.0
Abdul Rahim Dawood	5/5/25-26/6/25	364,000.0
Mugambi Rindikiri Murwithania	5/5/25-26/6/25	291,200.0
Kirima Moses Nguchine	13/1/25-26/6/25	1,310,400.0

*The National Assembly
Annual Report and Financial Statements for the period ended 30th June, 2025.*

Shadrack Mwiti Ithinji	4/11/24-26/6/25	1,528,800.0
Japhet Mk Mbiuki	5/5/25-26/6/25	436,800.0
Patrick Munene Ntwiga	5/5/25-26/6/25	436,800.0
Murugara George Gitonga	5/5/25-26/6/25	436,800.0
John Githonga Mwaniki	5/5/25-26/6/25	436,800.0
Njiru Eric Muchangi	2/12/24-26/6/25	1,164,800.0
Benard Muriuki Nebart	7/4/25-26/6/25	655,200.0
Nzengu Paul Musyimi	7/4/25-26/6/25	436,800.0
Nguna Charles Ngusya	7/4/25-26/6/25	655,200.0
Mulyungi Gideon Mutemi	5/5/25-26/6/25	728,000.0
Edith Vethi Nyenze	5/5/25-26/6/25	364,000.0
David Mwalika Mboni	5/5/25-26/6/25	509,600.0
Benson Makali Mulu	7/4/25-26/6/25	509,600.0
Nimrod Mbithuka Mbai	2/6/25-26/6/25	218,400.0
Rachael Kaki Nyamai	3/3/25-26/6/25	1,092,000.0
Mwalyo Joshua Mbithi	7/4/25-26/6/25	709,800.0
Robert Ngui Basil	7/4/25-26/6/25	728,000.0
Muli Fabian Kyule	5/5/25-26/6/25	291,200.0
Stephen Mutinda Mule	3/3/25-26/6/25	946,400.0
Robert Mbui	7/4/25-26/6/25	655,200.0
Patrick Makau King'ola	5/5/25-26/6/25	254,800.0
Caleb Mutiso Mule	5/5/25-26/6/25	291,200.0
Vincent Musyoka Musau	7/4/25-26/6/25	509,600.0
Nzioka Erastus Kivasu	7/4/25-26/6/25	728,000.0
Nzambia Thuddeus Kithua	5/5/25-26/6/25	364,000.0
Kimilu Joshua Kivinda	5/5/25-26/6/25	364,000.0
Suzanne Ndunge Kiamba	7/4/25-26/6/25	509,600.0
Eckomas Mwengi Mutuse	7/4/25-26/6/25	582,400.0
Jessica Nduku Kiko Mbalu	13/1/25-26/6/25	1,383,200.0

*The National Assembly
Annual Report and Financial Statements for the period ended 30th June, 2025.*

Thuku Zachary Kwenya	2/6/25-26/6/25	218,400.0
Wanjiku Muhia	7/4/25-26/6/25	655,200.0
David Njuguna Kiaraho	4/11/24-26/6/25	1,383,200.0
Muchira Michael Mwangi	7/4/25-26/6/25	728,000.0
George N. Gachagua	2/6/25-26/6/25	291,200.0
Geoffrey Wandeto Mwangi	7/4/25-26/6/25	655,200.0
Anthony Njoroge Waivaiwa	5/5/25-26/6/25	309,400.0
Eric Mwangi Kahugu	5/5/25-26/6/25	364,000.0
Michael Wambugu Wainaina	3/3/25-26/6/25	946,400.0
John Kaguchia Gichohi	1/7/24-26/6/25	2,329,600.0
Duncan Maita Mathenge	7/4/25-26/6/25	491,400.0
Mary Maingi	7/4/25-26/6/25	728,000.0
Robert Gichimu Githinji	5/5/25-26/6/25	491,400.0
George Macharia Kariuki	5/5/25-26/6/25	436,800.0
Joseph Gachoki Gitari	7/4/25-26/6/25	728,000.0
Peter Irungu Kihungi	5/5/25-26/6/25	291,200.0
Edwin Mugo Gichuki	7/4/25-26/6/25	800,800.0
Nyoro Samson Ndindi	3/2/25-26/6/25	1,237,600.0
Joseph Kamau Munyoro	5/5/25-26/6/25	364,000.0
Njoroge Mary Wamaua Waithira	13/1/25-26/6/25	1,237,600.0
Njuguna Chege James	3/3/25-26/6/25	1,092,000.0
Edward Wakili Muriu	4/11/24-26/6/25	1,383,200.0
Gabriel Gathuka Kagombe	5/5/25-26/6/25	291,200.0
Elijah Njore Kururia	4/11/24-26/6/25	1,965,600.0
Alice Wambui Nganga	13/1/25-26/6/25	1,164,800.0
Kingara Simon Nganga	3/3/25-26/6/25	873,600.0
Gathoni Wamuchomba	3/3/25-26/6/25	946,400.0
John Machua Waithaka	13/1/25-26/6/25	2,693,600.0
John Njuguna Wanjiku	4/11/24-26/6/25	1,492,400.0

*The National Assembly
Annual Report and Financial Statements for the period ended 30th June, 2025.*

James Githua Kamau Wamacukuru	5/5/25-26/6/25	509,600.0
Anthony Kimani Ichung'wah	13/1/25-26/6/25	2,329,600.0
John Kiragu Chege	2/6/25-26/6/25	291,200.0
Joseph Kahangara Mburu	2/6/25-26/6/25	291,200.0
Paul Ekwom Nabuin	5/5/25-26/6/25	455,000.0
Daniel Epuyo Nanok	5/5/25-26/6/25	364,000.0
Joseph Namuar Amathe	5/5/25-26/6/25	436,800.0
Protus Ewesit Akuja	5/5/25-26/6/25	291,200.0
Nicholas Ng'ikor Ng'ikolong	5/5/25-26/6/25	436,800.0
Samuel C Moroto	5/5/25-26/6/25	509,600.0
John Ariko Namoit	5/5/25-26/6/25	509,600.0
Peter Lochakapong	5/5/25-26/6/25	364,000.0
Titus Lotee	7/4/25-26/6/25	728,000.0
David Pkosing Losiakou	7/4/25-26/6/25	436,800.0
Naisula Lesuuda	5/5/25-26/6/25	254,800.0
Dominic Eli Letipila	7/4/25-26/6/25	582,400.0
Jackson Lentoijoni Lekumontare	7/4/25-26/6/25	509,600.0
Ferdinard Kevin Wanyonyi	2/6/25-26/6/25	291,200.0
Robert Pukose	5/5/25-26/6/25	436,800.0
Caleb Amisi Luyai	5/5/25-26/6/25	491,400.0
Maurice Kakai Bisau	5/5/25-26/6/25	400,400.0
Patrick Simiyu Barasa	7/4/25-26/6/25	691,600.0
David Kiplagat	5/5/25-26/6/25	360,000.0
Janet Jepkemboi Sitienei	2/6/25-26/6/25	145,600.0
Phyllis Jepkemoi Bartoo	3/3/25-26/6/25	946,400.0
Samuel Kiprono Chepkonga	2/6/25-26/6/25	182,000.0
Oscar Kipchumba Sudi	2/6/25-26/6/25	145,600.0
Julius Kipletting Rutto	3/3/25-26/6/25	1,019,200.0
David Kangogo Bowen	2/6/25-26/6/25	291,200.0

*The National Assembly
Annual Report and Financial Statements for the period ended 30th June, 2025.*

Timothy Kipchumba Toroitich	5/5/25-26/6/25	273,000.0
Adams Kipsanai	2/6/25-26/6/25	182,000.0
Gideon Kimaiyo Kipkoech	7/4/25-26/6/25	546,000.0
Julius Kibiwott Melly	2/6/25-26/6/25	291,200.0
Marianne Jebet Keitany	7/4/25-26/6/25	728,000.0
Bernard Kibor Kitur	13/1/25-26/6/25	1,365,000.0
Paul Kibichy Biego	5/5/25-26/6/25	436,800.0
Josses Kosgey Lelmengit	3/3/25-26/6/25	382,200.0
William Kassait Kamket	7/4/25-26/6/25	728,000.0
Joseph Makilap Kipkoros	3/3/25-26/6/25	800,800.0
Joshua Chepyegon Kandie	5/5/25-26/6/25	218,400.0
Charles Kamuren	5/5/25-26/6/25	436,800.0
Reuben Kiborek Kipngor	3/3/25-26/6/25	1,019,200.0
Musa Sirma	5/5/25-26/6/25	436,800.0
Stephen Wachira Karani	5/5/25-26/6/25	436,800.0
Kiunjuri Mwangi	3/3/25-26/6/25	1,019,200.0
Sarah Paulata Korere	7/4/25-26/6/25	509,600.0
Kimani Francis Kuria	4/11/24-26/6/25	2,038,400.0
Charity Kathambi Chepkwony	28/4/25-26/6/25	364,000.0
Jayne Wanjiru Kihara	7/4/25-26/6/25	582,400.0
Martha Wangari	7/4/25-26/6/25	691,600.0
Kipkosgei Joseph Tonui	7/4/25-26/6/25	728,000.0
Alfred Mutai Kiprovo	5/5/25-26/6/25& NOV/23	728,000.0
Paul Chebor	2/6/25-26/6/25	218,400.0
Irene Njoki Mrembo	5/5/25-26/6/25	364,000.0
Samuel Arama	2/6/25-26/6/25	218,400.0
David Gikaria	2/6/25-26/6/25	291,200.0
Samuel Kinuthia Gachobe	3/3/25-26/6/25	728,000.0
Julius Sunkuli Lekakeny	3/3/25-26/6/25	1,001,000.0

*The National Assembly
Annual Report and Financial Statements for the period ended 30th June, 2025.*

Johana Ngeno Kipyegon	5/5/25-26/6/25& FEB/25	655,200.0
Agnes Mantaine Pareiyo	5/5/25-26/6/25	364,000.0
Lemanken Aramat	5/5/25-26/6/25	291,200.0
Ole Ntutu Kitilai	3/2/25-26/6/25	1,164,800.0
Gabriel Koshal Tongoyo	2/6/25-26/6/25	291,200.0
Onesmus Ngogoyo Nguro	5/5/25-26/6/25	291,200.0
Elijah Memusi Kanchory	5/5/25-26/6/25	364,000.0
Kakuta Maimai Hamisi	7/4/25-26/6/25	509,600.0
Sunkuyia George Risa	5/5/25-26/6/25	364,000.0
Samuel Parashina Sakimba	7/4/25-26/6/25	618,800.0
Joseph Kimutai Chererot	5/5/25-26/6/25	509,600.0
Hilary Kiplangat Kosgei	5/5/25-26/6/25	509,600.0
Benjamin Kipkirui Langat	5/5/25-26/6/25	509,600.0
Kibet Kirui Komingoi	3/3/25-26/6/25	873,600.0
Nelson Kipyegon Koech	5/5/25-26/6/25	364,000.0
Justice Kipsang' Kemei	5/5/25-26/6/25	509,600.0
Francis Kipyegon Sigei	5/5/25-26/6/25	509,600.0
Victor Kipng'etich Koech	3/3/25-26/6/25	873,600.0
Richard Kipkemboi Yegon	5/5/25-26/6/25	509,600.0
Richard Cheruiyot Kilei	7/4/25-26/6/25	728,000.0
Brighton Yegon Leonard.	5/5/25-26/6/25	436,800.0
Nabwera Nabii Dariri	2/6/25-26/6/25	291,200.0
Innocent Maino Mugabe	3/3/25-26/6/25	800,800.0
Titus Khamala Mukhwana	2/9/24-26/6/25	2,074,800.0
Emmanuel Wangwe	3/3/25-26/6/25	946,400.0
Johnson Many Naicca	5/5/25-26/6/25	436,800.0
Peter Kalerwa Salasya	5/5/25-26/6/25	145,600.0
Oscar Peter Nabulindo	7/4/25-26/6/25	800,800.0
Mwale Nicholas Scott Tindi	5/5/25-26/6/25	436,800.0

The National Assembly
Annual Report and Financial Statements for the period ended 30th June, 2025.

Wangaya Christopher Aseka	7/4/25-26/6/25	582,400.0
Fredrick Lusuli Ikana	5/5/25-26/6/25	345,800.0
Bernard Masaka Shinali	3/3/25-26/6/25	1,019,200.0
Kivai Ernest Ogesi	5/5/25-26/6/25	364,000.0
Clement Sloya Logova	3/3/25-26/6/25	873,600.0
Charles Gumini Gimose	3/3/25-26/6/25	946,400.0
Dick Maungu Oyugi	7/4/25-26/6/25	473,200.0
Jeremiah Omboko Milemba	5/5/25-26/6/25	182,000.0
Fred Chesebe Kapondi	5/5/25-26/6/25	436,800.0
John Waluke Koyi	2/6/25-26/6/25	291,200.0
Simiyu Majimbo Wekesa	7/4/25-26/6/25	509,600.0
Nelson Jack Wamboka	5/5/25-26/6/25	436,800.0
John Okwisia Makali	3/2/25-26/6/25	1,164,800.0
Martin Pepela Wanyonyi	7/4/25-26/6/25	800,800.0
Daniel Wanyama Sitati	2/6/25-26/6/25	218,400.0
Didmus Wekesa Barasa.	3/6/24-26/6/25	1,092,000.0
John Chikati Murumba	7/4/25-26/6/25	436,800.0
Edward Oku Kaunya	7/4/25-26/6/25	273,000.0
Mary Emaase Otucho	2/6/25-26/6/25	236,600.0
Geoffrey Ekesa Mulanya	2/6/25-26/6/25	291,200.0
Geoffrey Makokha Odanga	26/5/25-26/6/25	364,000.0
Oyula Joseph H. Maero	5/5/25-26/6/25	291,200.0
Dr. Wilberforce Oundo Ojiambo	5/5/25-26/6/25	455,000.0
Raphael Bitta Sauti Wanjala	3/3/25-26/6/25	946,400.0
David Ouma Ochieng'	2/12/24-26/6/25	800,800.0
Samuel Onunga Atandi	7/4/25-26/6/25	800,800.0
Odhiambo Elisha Ochieng	2/6/25-26/6/25	218,400.0
Gideon Ochanda Ogolla	7/4/25-26/6/25	509,600.0
Paul Otiende Amollo	3/3/25-26/6/25	873,600.0

*The National Assembly
Annual Report and Financial Statements for the period ended 30th June, 2025.*

Shakeel Shabbir Ahmed	5/5/25-26/6/25	345,800.0
Rozaah Akinyi Buyu	7/4/25-26/6/25	655,200.0
Joshua Odongo Oron	5/5/25-26/6/25	273,000.0
James Wambura Nyikal	5/5/25-26/6/25	364,000.0
Okelo Jared Odoyo	2/6/25-26/6/25	200,200.0
James Onyango K'oyoo	7/4/25-26/6/25	509,600.0
Joshua Aduma Owuor	2/12/24-26/6/25	946,400.0
Obara Eve Akinyi	5/5/25-26/6/25	145,600.0
Okuome Andrew Adipo	3/3/25-26/6/25	800,800.0
George Opondo Kaluma	5/5/25-26/6/25	436,800.0
Dr. Lilian Achieng Gogo	7/4/25-26/6/25	582,400.0
Owino Martin Peters	2/6/25-26/6/25	291,200.0
Millie Grace Akothodhiambo	26/5/25-26/6/25	364,000.0
Caroli Omondi	5/5/25-26/6/25	309,400.0
Paul Odalo Ma'kojando Abuor	7/4/25-26/6/25	728,000.0
Owino John Walter	3/3/25-26/6/25	1,019,200.0
Junet Sheikh Nun	7/4/25-26/6/25	673,400.0
Nyamita Mark Ogolla	1/5/25-26/6/25	218,400.0
Odege Tom Mboya	3/3/25-26/6/25	800,800.0
Mathias Nyamabe Robi	3/3/25-26/6/25	873,600.0
Kitayama Marwa Kamero Maisori	13/1/25-26/6/25	1,183,000.0
Charles Onchoke Mamwacha	7/4/25-26/6/25	582,400.0
Onyiego Silvanus Osoro	7/4/25-26/6/25	582,400.0
Nolfason Obadiah Barongo	5/5/25-26/6/25	418,600.0
Obiri Innocent Momanyi	5/5/25-26/6/25	509,600.0
Miruka Ondieki Alfah	5/5/25-26/6/25	509,600.0
Peter Francis Masara	5/5/25-26/6/25	509,600.0
Daniel Ogwoka Manduku	5/5/25-26/6/25	509,600.0
Zahher Jhanda	5/5/25-26/6/25	364,000.0

*The National Assembly
Annual Report and Financial Statements for the period ended 30th June, 2025.*

Japheth Nyakundi Mokaya	2/6/25-26/6/25	291,200.0
Anthony Kibagendi	7/4/25-26/6/25	473,200.0
Clive Ombane Gisairo	5/5/25-26/6/25	364,000.0
Stephen M. Mogaka	7/4/25-26/6/25	728,000.0
Nyamoko Joash Nyamache	5/5/25-26/6/25	291,200.0
Patrick Kibagendi Osero	5/5/25-26/6/25	218,400.0
Timothy Wanyonyi Wetangula	3/2/25-26/6/25	1,072,400.0
Beatrice Elachi	5/5/25-26/6/25	291,200.0
Waweru John Kiarie	4/11/24-26/6/25	1,456,000.0
Phelix Odiwuor Kodhe	2/6/25-26/6/25	291,200.0
Peter Ochieng Orero	8/7/24-26/6/25	1,868,400.0
Augustine Kamande Mwafrika	2/6/25-26/6/25	291,200.0
Ronald Kamwiko Karauri	5/5/25-26/6/25	364,000.0
Francis Tom J. Kajwang'	28/4/25-26/6/25	436,800.0
Julius Musili Mawathe	7/4/25-26/6/25	673,400.0
James Mwangi Gakuya	4/11/24-26/6/25	2,402,400.0
Mwangi Benjamin Gathiru	7/4/25-26/6/25	655,200.0
Paul Owino Ongili Babu	13/1/25-26/6/25	1,674,400.0
Mark Muriithi Mwenje	5/5/25-26/6/25	418,600.0
Omwera George Aladwa	1/7/24-26/6/25	2,402,400.0
Abdi Yusuf Hassan	5/5/25-26/6/25	291,200.0
Amos Mwago Maina	4/11/24-26/6/25	2,256,800.0
Oluoch Anthony Tom	7/4/25-26/6/25	618,800.0
Florence Jematiah Sergon	2/6/25-26/6/25	291,200.0
Linet Chepkorir	5/5/25-26/6/25	364,000.0
Catherine Nakhabi Omanyoo	5/5/25-26/6/25	391,200.0
Caroline Jeptoo Ng'elechi	13/1/25-26/6/25	1,164,800.0
Pamela Njoki Njeru	7/4/25-26/6/25	655,200.0
Amina Udgoon Siyad	7/4/25-26/6/25	582,400.0

*The National Assembly
Annual Report and Financial Statements for the period ended 30th June, 2025.*

Bensuda Atieno Osogo	7/4/25-26/6/25	728,000.0
Mumina Gollo Bonaya	5/5/25-26/6/25	364,000.0
Leah Sopiato Sankaire	5/5/25-26/6/25	436,800.0
Elsie Busihile Muhanda	5/5/25-26/6/25	436,800.0
Beatrice Chepng'eno Kemei	7/4/25-26/6/25	800,800.0
Ann Wanjiku Muratha	3/6/24-27/6/24&2/6/26-26/6/25	509,600.0
Mwanyanje Gertrude Mbeyu	7/4/25-26/6/25	873,600.0
Jane Njeri Maina	7/4/25-26/6/25	509,600.0
Dorice Donya Aburi	5/5/25-26/6/25	436,800.0
Ruth Adhiambo Odinga	7/4/25-26/6/25	728,000.0
Irene Muthoni Kasalu	7/4/25-26/6/25	582,400.0
Fatuma Hamisi Masito	5/5/25-26/6/25	364,000.0
Jane Wangechi Kagiri	7/4/25-26/6/25	728,000.0
Monicah Muthoni Marubu	5/5/25-26/6/25	418,600.0
Joyce Kamene	3/3/25-26/6/25	1,019,200.0
Rose Museo Mumo	1/7/24-1/8/24&7/4/25-26/6/25	728,000.0
Umulkher Kassim Sheikh	5/5/25-26/6/25	364,000.0
Waqo Naomi Jillo	7/4/25-26/6/25	655,200.0
Elizabeth Karambu Kailemia	2/6/25-26/6/25	218,400.0
Fatuma Zainabu Mohamed	5/5/25-26/6/25	364,000.0
Zamzam Mohamed Chimba	5/5/25-26/6/25	364,000.0
Betty Njeri Maina	5/5/25-26/6/25	291,200.0
Passaris Esther Muthoni Rosanna	3/3/25-26/6/25	873,600.0
Liza Chelule	5/5/25-26/6/25	273,000.0
Cynthia Jepkosgei Muge	7/4/25-26/6/25	509,600.0
Rebecca Noonaishi Tonket	7/4/25-26/6/25	728,000.0
Momanyi Jerusha Mongina	5/5/25-26/6/25	509,600.0
Faith Wairimu Gitau	3/3/25-26/6/25	891,800.0

*The National Assembly
Annual Report and Financial Statements for the period ended 30th June, 2025.*

Rahab Mukami Wachira	3/3/25-26/6/25	837,200.0
Pauline Lenguris	7/4/25-26/6/25	655,200.0
Christine Ombaka	7/4/25-26/6/25	655,200.0
Lydia Haika Mizighi	5/5/25-26/6/25	364,000.0
Amina Dika Abdullahi	5/5/25-26/6/25	364,000.0
Susan Ngugi Nduyo	7/4/25-26/6/25&(DEC 24/JAN 25)	873,600.0
Lilian Chebet Siyoi	5/5/25-26/6/25	218,400.0
Cecilia Asinyen Ngigit	3/3/25-26/6/25	1,073,800.0
Shollei Gladys Jepksogei-Boss	7/4/25-26/6/25	637,000.0
Beatrice Kahai Adagala	7/4/25-26/6/25	546,000.0
Fatuma Abdi Jehow	5/5/25-26/6/25	291,200.0
Rael Chepkemoi Kasiwai	5/5/25-26/6/25	291,200.0
Joseph Hamisi Denar	7/4/25-26/6/25	728,000.0
Sabina Wanjiru Chege	4/11/24-26/6/25	1,419,600.0
Jackson Kipkemoi Kosgey	2/6/25-26/6/25	218,400.0
Teresia Wanjiru Mwangi	4/11/24-26/6/25	1,237,600.0
Abdisarat Khalif Ali	5/5/25-26/6/25	364,000.0
Dorothy Muthoni Ikiara	5/5/25-26/6/25	364,000.0
Joseph Wainaina Iraya	5/5/25-26/6/25	364,000.0
Irene Nyakerario Mayaka	5/5/25-26/6/25	364,000.0
Harun Umukher Mohamed	3/3/25-26/6/25	873,600.0
Suleka Hulbale Harun	5/5/25-26/6/25	509,600.0
Ahmed Talib Abubakar	21/4/25-26/6/25	509,600.0
Total		210,193,430.0

The National Assembly
Annual Report and Financial Statements for the period ended 30th June, 2025.

Appendix IX-Pending Bills/Trade Payables

1. Main Suppliers

Supplier	Invoice No.	Amount	Item Code
	2210502		
Morrisson (K) Printing Ltd	001	387,227	2210502
	Total	387,227.25	
Chesscars Logistics Limited	80139713	584,640.00	2210301
Flight Center Travel Limited	80139712	29,800.00	2210301
Flysmooth Tours Ltd	80139711	64,000.00	2210301
Kenya Airways	80138548	35,115.00	2210301
Melanin Tours and Travel	80126559	129,920.00	2210301
Ngurumah Tours Ltd	80138062	283,040.00	2210301
Pro flight Limited	80138229	3,605,468.00	2210301
Pro flight Limited	80138045	1,764,360.00	2210301
African Touch Safaris	80138547	52,750.00	2210301
Swiftcost Enterprises	4125	492,480	2210301
Libken Agencies Ltd	TIN23110051	195,105	2210301
	Total	7,236,678.00	
Hotel Sapphire Limited	80139106	42,000.00	2210302
Argyle Grand Hotel	85	148,500.00	2210302
Eka Hotel	80139226	58,500.00	2210302
Lake Naivasha Resort	80138051	967,500.00	2210302
Masada hotel	104389	432,000.00	2210302
Sarova Whitesands Hotel	80138035	40,000.02	2210302
Sarova Whitesands Hotel	80138163	3,019,000.00	2210302
Sarova Whitesands Hotel	80137654	140,000.07	2210302
Trademark Hotel	117	285,000.00	2210302
Trademark Hotel	10086082	795,000.00	2210302
Travellers Beach Hotel	10085899	33,600.00	2210302

The National Assembly
Annual Report and Financial Statements for the period ended 30th June, 2025.

Wildlife Research Insitute	10086906	720,520.00	2210302
Sarova Whitesands Hotel	482337	62,000	2210302
Argyle Grand Hotel	10469	462,400	2210302
Argyle Grand Hotel	14678	225,000	2210302
	Total	7,431,020	2210302
Bigman Travel	127160	3,059,000.00	2210401
Kenya Airways	80129414	463,865.00	2210401
Kenya Airways	80138067	2,186,110.00	2210401
Kenya Airways	124883	154,705.00	2210401
Kenya Airways	80136906	324,495.00	2210401
Kenya Airways	80138197	958,895.00	2210401
Kenya Airways	80138178	586,160.00	2210401
Kenya Airways	80136905	203,565.00	2210401
Prudential Travels	80138034	1,119,395.00	2210401
Afrotech Travel Kenya	AF/169736	1,280,680	2210401
	Total	10,336,870	
Nation Media Group Plc	80138196	288,840.00	2210504
Nation Media Group Plc	379	288,840.00	2210504
Savme Limited	80138195	160,000.00	2210504
	Total	737,680.00	2210504
MFI Document Solutions	80126408	1,295,370.00	2220210
Copy CAT Limited	80139211	538,940.91	2220210
	Total	1,834,310.91	2220210
Total main suppliers		27,963,786.16	

The National Assembly
Annual Report and Financial Statements for the period ended 30th June, 2025.

2. Catering Fund

A/C No	Invoice No.	Office Services Were Offered	Amount
NA000004	10005019	Office Of Majority Leader	47,030.00
NA000005	10005020	Office Of Deputy Majority Leader	38,180.00
NA000006	10005021	Minority Leader	42,840.00
NA000007	10005022	Office Of Deputy Minority Leader	32,760.00
NA000017	10005032	Legal Office (National Assembly)	5,390.00
NA000035	10005038	Office Of Sergeant At-Arms	69,490.00
NAC00031	10005078	Broadcasting & Library	24,450.00
00000008	10005178	Catering Duty Expenses	123,360.00
NA000001	10005179	Office Of Speaker	36,550.00
NA000002	10005180	Office Of Deputy Speaker (National Assembly)	11,290.00
NA000003	10005181	Office Of Speaker's Panel	46,590.00
NA000004	10005182	Office Of Majority Leader	10,550.00
NA000005	10005183	Office Of Deputy Majority Leader	7,570.00
NA000006	10005184	Minority Leader	11,500.00
NA000007	10005185	Office Of Deputy Minority Leader	6,920.00
NA000008	10005186	Office Of Majority Whip	9,240.00
NA000009	10005187	Office Of Deputy Majority Whip	12,240.00
NA000010	10005188	Minority Whip	9,340.00
NA000011	10005189	Office Of Deputy Minority Whip	2,320.00
NA000012	10005190	Office Of Clerk (National Assembly)	83,100.00
NA000015	10005191	Committee Services Office	6,980.00
NA000016	10005192	Office Of Legislative & Procedural Services	9,610.00
NA000017	10005193	Legal Office (National Assembly)	3,390.00
NA000018	10005194	Office Of the Hansard	13,670.00
NA000020	10005195	Procurement Office	13,920.00
NA000022	10005196	Wellness Committee	4,800.00
NA000025	10005197	Office Of the Deputy Clerk	7,230.00

The National Assembly
Annual Report and Financial Statements for the period ended 30th June, 2025.

NA000031	10005198	Catering Manager's Office	20,220.00
NA000034	10005199	Na Chamber Water	81,600.00
NA000035	10005200	Office Of Sergeant At-Arm	2,810.00
NA000051	10005201	Office Of Deputy Director L&P	3,460.00
NA000064	10005202	Directorate of Auxiliary Services	890.00
OT000002	10005203	Budget Office	440.00
OT000006	10005204	Restaurant Water	64,800.00
OT000007	10005205	Continental Restaurant Water	14,400.00
OT000019	10005206	KEWOPA National Assembly	10,250.00
NA000052	10005207	Public Debt and Privatization Com	11,150.00
NA000055	10005208	Dir. Litigation	3,970.00
NAC00001	10005209	Internal Affairs and Administrative	16,050.00
NAC00005	10005210	Education & Research	24,600.00
NAC00007	10005211	Environment & Natural Resources	19,700.00
NAC00012	10005212	Lands Committee	2,400.00
NAC00017	10005213	Public Accounts Committee	14,800.00
NAC00018	10005214	Public Investment Committee	59,200.00
NAC00019	10005215	Special Funds Account Committee	19,800.00
NAC00023	10005216	Implementation	9,900.00
NAC00029	10005217	Liaison Committee	11,150.00
NAC00033	10005218	House Business	8,650.00
NAC00040	10005219	Decentralized Fund Committee	2,400.00
NAC00041	10005220	Blue Economy & Irrigation	10,800.00
NAC00054	10005221	Office Of Legislative and Procedural Com.	45,980.00
NAC00056	10005222	Public Investment Com. On Social Services Agriculture	14,800.00
NAC00058	10005223	Pic On Commercial Affairs \$ Energy	10,800.00
NAC00062	10005224	Transport Committee	12,300.00
		Total	1,187,630.00
		Grand Total (Main suppliers and Catering Fund)	29,151,416

The National Assembly
Annual Report and Financial Statements for the period ended 30th June, 2025.

Appendix X-Prior Year Pending Bills Paid in Current Period

Supplier	Invoice No	Amount	Charge Account
Kenya Airways	1000129	418,460.00	2210301
Kenya Airways	10012222	409,470.00	2210301
Kenya Airways	10048289	46,785.00	2210301
Kenya Airways	10009129	408,460.00	2210301
Kenya Airways	10028338	419,400.00	2210301
Kenya Airways	10030101	158,775.00	2210301
Kenya Airways	10030916	501,730.00	2210301
Kenya Airways	10032269	1,511,485.00	2210301
Kenya Airways	10032332	37,560.00	2210301
Kenya Airways	10032885	38,755.00	2210301
Kenya Airways	10037881	38,470.00	2210301
Kenya Airways	10048344	28,255.00	2210301
Kenya Airways	10050898	403,260.00	2210301
Kenya Airways	10050894	30,900.00	2210301
Kenya Airways	10059633	294,415.00	2210301
Kenya Airways	10069462	478,280.00	2210301
Kenya Airways	10078440	8,100.00	2210301
Kenya Airways	10079224	202,340.00	2210301
Kenya Airways	10081495	28,000.00	2210301
Pro Flight Ltd	PFNA0040125	1,445,418.00	2210301
Pro Flight Ltd	PF-803	2,777,840.00	2210301
Pro Flight Ltd	PF-823	2,060,240.00	2210301
Pro Flight Ltd	PF-824	816,400.00	2210301
Pro Flight Ltd	PF-854	892,112.00	2210301
Pro Flight Ltd	PF-0872	649,760.00	2210301
Zara's Travel	3792	1,357,775.00	2210301

*The National Assembly
Annual Report and Financial Statements for the period ended 30th June, 2025.*

Zara's Travel	3516	482,054.00	2210301
African Touch Safaris Limited	TIN0516090012	108,000.00	2210301
Kolex Company Ltd	597	162,400.00	2210301
Kolex Company Ltd	583	918,720.00	2210301
Airtrek Tours & Travel	142	139,200.00	2210301
Digital Marine Ship Chandlers Limited	42017	558,000.00	2210301
Digital Marine Ship Chandlers	22013	638,000.00	2210301
Fly Smooth Tours and Travel	1442	28,500.00	2210301
Kenya Airways PLC	10086258	35,845.00	2210301
Digital Marine Ship Chandlers Limited	42017	558,000.00	2210301
Digital Marine Ship Chandlers	22013	638,000.00	2210301
Fly Smooth Tours and Travel	1442	28,500.00	2210301
Kenya Airways PLC	10086258	35,845.00	2210301
Kenya Airways PLC	10085899	188,860.00	2210301
Bere Enterprises Limited	252	482,560.00	2210301
Villagio Travel Limited	2287	28,900.00	2210301
PRIMATE TOURS	8220	2,771,924.00	2210301
Kenya Airways PLC	10086082	107,970.00	2210301
Pro Flight Limited	PFNA0040624	1,438,864.00	2210301
Kenya Airways PLC	10083003	89,500.00	2210301
Kenya Airways PLC	10085220	41,415.00	2210301
Bigman Travel & Holiday Limited	11076	243,945.00	2210301
Schofrah Tours and Travel	SCH3643	137,460.00	2210301
Juwaraga Investments Company Limited	39	250,560.00	2210301
Sunrays Rent a Car Safaris Limited	710	899,000.00	2210301
Airtrek Tours & Travel	202	932,640.00	2210301
	Totals	27,407,107.00	

The National Assembly
Annual Report and Financial Statements for the period ended 30th June, 2025.

Eka Hotel Limited	5283	625,000.00	2210302
Naivasha Country Hotel Limited	LNL2421	8,800.00	2210302
Langata Hotel Development Limited	52173	2,217,103.00	2210302
Lake Naivasha Simba Lodge	2024021528	851,350.00	2210302
Windsor Golf Hotel & Country Club	1200210	168,103.00	2210302
Weston Hotel	6975	192,000.00	2210302
Lake Naivasha Resort Ltd	3876	2,994,000.00	2210302
Lake Naivasha Resort Ltd	3876	2,994,000.00	2210302
Lake Naivasha Resort Ltd	4541	886,400.00	2210302
Lake Naivasha Resort Ltd	4319	716,000.00	2210302
Lake Naivasha Resort Ltd	4671	348,700.00	2210302
Lake Naivasha Resort Ltd	5148	205,800.00	2210302
Lake Naivasha Resort Ltd	4541	886,400.00	2210302
Lake Naivasha Resort Ltd	2734	396,000.00	2210302
Lake Naivasha Resort Ltd	1367	684,000.00	2210302
Pearl Beach	15350	1,063,500.00	2210302
Pearl Beach	20200224	40,000.00	2210302
Pearl Beach	20220105	1,936,000.00	2210302
Pearl Beach	56196	780,000.00	2210302
Pearl Beach	55098	60,000.00	2210302
Pearl Beach	20190804	860,000.00	2210302
Pearl Beach	20210131	1,330,710.00	2210302
Pearl Beach	20210211	1,225,000.00	2210302
Pearl Beach	27215	46,800.00	2210302
Pearl Beach	20210308	942,500.00	2210302
Pearl Beach	28935	25,000.00	2210302
Pearl Beach	9152021	1,210,000.00	2210302
Pearl Beach	20211017	1,312,000.00	2210302
Pearl Beach	20211020	360,000.00	2210302

The National Assembly
Annual Report and Financial Statements for the period ended 30th June, 2025.

Pearl Beach	20210915	640,000.00	2210302
Pearl Beach	20191210	900,000.00	2210302
Pearl Beach	28936	30,800.00	2210302
Weston Hotel	65000	100,000.00	2210302
Weston Hotel	7011	240,000.00	2210302
Weston Hotel	6975	192,000.00	2210302
Serena Beach Resort & Spa	291030	51,000.00	2210302
Serena Beach Resort & Spa	231066	45,512.05	2210302
Eka Hotel	5283	625,000.00	2210302
Eka Hotel	4684	225,000.00	2210302
Eka Hotel	6536	196,400.00	2210302
Eka Hotel	4549	225,000.00	2210302
Eka Hotel	5716	87,500.00	2210302
Lake Naivasha Simba Lodge	2021090104	378,450.00	2210302
Lake Naivasha Simba Lodge	2017011703B	1,365,000.00	2210302
Pride Inn Flamingo Beach Resort	9605	1,590,000.00	2210302
Grand Royal Swiss Hotel	3186	717,950.00	2210302
Grand Royal Swiss Hotel	3575	36,000.00	2210302
The Best Western Hotel Kisumu (Mweru Holdings)	26938	1,125,000.00	2210302
The White Rhino Hotel (Legend Hotels Limited)	INV3093	98,000.00	2210302
Windsor Golf Hotel & Country Club	242109	782,996.00	2210302
Alba Hotels Limited	62598	137,500.00	2210302
Pearl Beach Hotel	9012	240,000.00	2210302
Pearl Beach Hotel	20191003	280,000.00	2210302
Pearl Beach Hotel	20191007	1,030,000.00	2210302
Pearl Beach Hotel	20191105	1,143,000.00	2210302
Pearl Beach Hotels Limited	20220606	1,736,000.00	2210302

The National Assembly
Annual Report and Financial Statements for the period ended 30th June, 2025.

Redcourt Hotel Limited	7482	542,500.00	2210302
Redcourt Hotel Limited	11048	420,000.00	2210302
Sarova Whitesands Beach Resort and SPA	432178	42,000.00	2210302
Pearl Beach Hotel	9012	240,000.00	2210302
Pearl Beach Hotel	20191003	280,000.00	2210302
Pearl Beach Hotel	20191007	1,030,000.00	2210302
Pearl Beach Hotel	20191105	1,143,000.00	2210302
Pearl Beach Hotels Limited	20220606	1,736,000.00	2210302
Redcourt Hotel Limited	7482	542,500.00	2210302
Sarova Whitesands Beach Resort and SPA	432178	42,000.00	2210302
Redcourt Hotel Limited	11048	420,000.00	2210302
Reliance Hotels Limited		592,800.00	2210302
Oasi Beach Management Limited	33	819,800.00	2210302
Lake Naivasha Resort	9970	346,500.00	2210302
Fairview Hotel Limited	14525	277,300.00	2210302
Milimani Resort Kakamega	68112	22,000.00	2210302
Kenya School of Government	SINV_MBSA626 6	339,300.00	2210302
Masai Mara Sopa Lodge Limited	WB73251	283,500.00	2210302
Pride Inn Paradise Beach Resort	24189	1,891,200.00	2210302
Smartflows travel limited	625122024	72,920.00	2210302
Royal City Hotel Limited	3188	462,000.00	2210302
Royal City Hotel Limited	3943	180,000.00	2210302
Prideinn Flamingo Shanzu	14839	234,000.00	2210302
Serena Hotels	318861	37,000.00	2210302
Redcourt Hotel Limited	706	920,000.00	2210302
Redcourt Hotel Limited	7671	24,000.00	2210302
Reliance Hotels Limited	80746	462,300.00	2210302

The National Assembly
Annual Report and Financial Statements for the period ended 30th June, 2025.

Royal City Hotel Limited	3910	523,000.00	2210302
Prideinn Paradise Beach Resort	24448	2,053,200.00	2210302
Prideinn Paradise Beach Resort	24321	2,106,000.00	2210302
Prideinn Paradise Beach Resort	21754	1,230,460.00	2210302
Pearl Beach Hotels Limited	56196	780,000.00	2210302
	Totals	59,678,554.05	
Kenya Airways	10006845	5,618,375.00	2210401
Kenya Airways	10012182	5,177,905.00	2210401
Kenya Airways	10012993	2,048,605.00	2210401
Kenya Airways	10006845	5,618,375.00	2210401
Kenya Airways	10032887	656,920.00	2210401
Kenya Airways	10033516	502,420.00	2210401
Kenya Airways	1033508	1,079,260.00	2210401
Kenya Airways	10033504	292,620.00	2210401
Kenya Airways	10033502	960,465.00	2210401
Kenya Airways	10063565	1,310,070.00	2210401
Kenya Airways	10063541	2,879,370.00	2210401
Kenya Airways	10069859	308,160.00	2210401
Kenya Airways	10081486	333,385.00	2210401
Kenya Airways	10084556	5,318,310.00	2210401
Kenya Airways	10081497	20,870.00	2210401
Kenya Airways	10081499	563,235.00	2210401
Kenya Airways	10081200	789,380.00	2210401
Turkenya Tours & Safaris Limited	13784	3,752,940.00	2210401
Turkenya Tours & Safaris Limited	TK/22/063962	2,301,000.00	2210401
Trawell Company Ltd	1107B	606,655.00	2210401
Flight Center Travel Limited	7520	3,346,525.00	2210401
Trawell Company Limited	1107	2,419,791.00	2210401
Kenya Airways PLC	10075672	1,569,435.00	2210401

The National Assembly
Annual Report and Financial Statements for the period ended 30th June, 2025.

Kenya Airways PLC	10082962	1,242,825.00	2210401
Kenya Airways PLC	10075672	1,569,435.00	2210401
Kenya Airways PLC	10082962	1,242,825.00	2210401
Trawell Company Limited	1107	2,419,791.00	2210401
Kenya Airways PLC	10086906	1,165,640.00	2210401
Kenya Airways PLC	10088207	928,340.00	2210401
Kenya Airways PLC	10088203	863,790.00	2210401
Kenya Airways PLC	10079106	940,370.00	2210401
Kenya Airways PLC	10074059	5,722,920.00	2210401
Ovation Travel Limited	607	2,500,000.00	2210401
Golden Ticket Limited	117	5,346,340.00	2210401
	Totals	71,416,347.00	
Kenya Literature Bureau	327759	9,201,396.00	2210502
The Star Publications Limited	379	169,360.00	2210504
The Standard Group PLC	80126408	288,840.00	2210504
The Standard Group PLC	80129414	559,584.00	2210504
The Standard Group PLC	80138045	761,714.00	2210504
The Standard Group PLC	80138178	288,840.00	2210504
The Standard Group PLC	80138045	761,714.00	2210504
The Star Publications Limited	379	169,360.00	2210504
The Standard Group PLC	80126408	288,840.00	2210504
The Standard Group PLC	80129414	559,584.00	2210504
The Standard Group PLC	80138178	288,840.00	2210504
Nation Media Group Limited	124883	288,840.00	2210504
The Standard Group PLC	80138197	288,840.00	2210504
Savme Limited	85	320,000.00	2210504
Nation Media Group PLC	127160	242,626.00	2210504
The Standard Group PLC	80139713	242,625.60	2210504
The Standard Group PLC	80139211	288,840.00	2210504

*The National Assembly
Annual Report and Financial Statements for the period ended 30th June, 2025.*

The Standard Group PLC	80139226	242,625.60	2210504
The Standard Group PLC	80139712	288,840.00	2210504
The Standard Group PLC	80139711	288,840.00	2210504
The Standard Group PLC	80139106	599,584.00	2210504
The Standard Group PLC	80138067	288,840.00	2210504
The Standard Group PLC	80136906	559,584.00	2210504
The Standard Group PLC	80138548	288,840.00	2210504
The Standard Group PLC	80136905	242,625.60	2210504
The Standard Group PLC	80138051	242,650.00	2210504
Nation Media Group Limited	104389	506,920.00	2210504
The Standard Group PLC	80126559	559,584.00	2210504
The Standard Group PLC	80138196	559,584.00	2210504
The Standard Group PLC	80138062	559,584.00	2210504
The Standard Group PLC	80138229	761,714.00	2210504
The Standard Group PLC	80138034	559,584.00	2210504
The Standard Group PLC	80138035	559,584.00	2210504
The Standard Group PLC	80138163	559,584.00	2210504
The Standard Group PLC	80137654	559,584.00	2210504
The Standard Group PLC	80138195	559,584.00	2210504
The Standard Group PLC	80138547	559,584.00	2210504
	Totals	24,357,162.80	
All Tymes Tents	330586	299,251.00	2210604
Sos & Chris Aviation Ltd	SC034/23	1,663,672.00	2210604
	Totals	1,962,923.00	
Eastern and Southern African Management Institute	60735	2,145,000	2210711
Eastern and Southern African Management Institute	2042144874	2,064,000	2210711

The National Assembly
Annual Report and Financial Statements for the period ended 30th June, 2025.

Eastern and Southern African Management Institute	2042147080	1,928,550	2210711
Eastern and Southern African Management Institute	67402	2,080,000	2210711
	Totals	8,217,550.00	
Morrisson Printing (K) Limited	1	472,000.00	2211101
KEMSA	129050	351,977.15	2211101
Bright Copy Centre Limited	328	172,000.00	2211101
Moonedge Limited	5	8,973,180.00	2211101
Bekks Enterprises	365	692,660.00	2211101
	Totals	10,661,817.15	
Kenya Literature Bureau	327759	9,201,396.00	2211310
Ameli Inyangu & Partners and Munyao Muthama & Kashindi	2024-2061	15,000,000.00	2211310
	Totals	24,201,396.00	
Nairobi Sports House Ltd	303146	4,900.00	2211323
Nairobi Sports House Ltd	303136	90,250.00	2211323
	Totals	95,150.00	
CFAO Motors Kenya Limited	91838964	144,687.10	2220101
CFAO Motors Kenya Limited	91911109	65,461.85	2220101
CFAO Motors Kenya Limited	91953874	250,582.00	2220101
CFAO Motors Kenya Limited	91979452	24,970.00	2220101
CFAO Motors Kenya Limited	3001318821	138,595.15	2220101
CFAO Motors Kenya Limited	91838964	144,687.10	2220101
CFAO Motors Kenya Limited	91911109	65,465.85	2220101
CFAO Motors Kenya Limited	91953874	250,582.00	2220101
CFAO Motors Kenya Limited	91979452	24,970.00	2220101
CFAO Motors Kenya Limited	3001318821	138,595.15	2220101
CFAO Motors Kenya Limited	91972251	40,934,358.00	2220101
CFAO Motors Kenya Limited	91980619	81,106.00	2220101

The National Assembly
Annual Report and Financial Statements for the period ended 30th June, 2025.

CFAO Motors Kenya Limited	91980022	107,755.65	2220101
CFAO Motors Kenya Limited	91913412	2,436.00	2220101
Glasper Investments Limited	14331	765,000.00	2220101
Mustral General Traders Limited	3983	300,000.00	2220101
CFAO Motors Kenya Limited	91902279	102,372.55	2220101
	Totals	43,541,624.40	
Kianwe Investments Limited	601	2,989,630.00	2220201
Briela Trading Company	52/53/54	2,996,975.00	2220205
		5,986,605.00	
Waan Enterprises Limited	8099617	421,155.00	2220209
		421,155.00	
Parliamentary Catering Fund	10003007	120.00	2210802
Parliamentary Catering Fund	10003415	180.00	2210802
Parliamentary Catering Fund	10003526	540.00	2210802
Parliamentary Catering Fund	10003488	1,300.00	2210802
Parliamentary Catering Fund	10003375	2,160.00	2210802
Parliamentary Catering Fund	10002750	2,400.00	2210802
Parliamentary Catering Fund	10003374	2,400.00	2210802
Parliamentary Catering Fund	10003386	2,400.00	2210802
Parliamentary Catering Fund	10003498	2,400.00	2210802
Parliamentary Catering Fund	10003523	2,400.00	2210802
Parliamentary Catering Fund	10003506	2,690.00	2210802
Parliamentary Catering Fund	10002620	2,800.00	2210802
Parliamentary Catering Fund	10003271	3,000.00	2210802
Parliamentary Catering Fund	10003529	3,500.00	2210802
Parliamentary Catering Fund	10002754	3,750.00	2210802
Parliamentary Catering Fund	10002749	4,280.00	2210802
Parliamentary Catering Fund	10003505	4,880.00	2210802
Parliamentary Catering Fund	10002951	5,000.00	2210802

*The National Assembly
Annual Report and Financial Statements for the period ended 30th June, 2025.*

Parliamentary Catering Fund	10003364	5,360.00	2210802
Parliamentary Catering Fund	10003528	6,150.00	2210802
Parliamentary Catering Fund	10003380	7,200.00	2210802
Parliamentary Catering Fund	10003384	7,400.00	2210802
Parliamentary Catering Fund	10003533	7,400.00	2210802
Parliamentary Catering Fund	10003645	7,400.00	2210802
Parliamentary Catering Fund	10003492	7,500.00	2210802
Parliamentary Catering Fund	10003500	7,920.00	2210802
Parliamentary Catering Fund	10002752	8,000.00	2210802
Parliamentary Catering Fund	10002760	8,400.00	2210802
Parliamentary Catering Fund	10002756	8,650.00	2210802
Parliamentary Catering Fund	10002758	8,650.00	2210802
Parliamentary Catering Fund	10003383	8,650.00	2210802
Parliamentary Catering Fund	10003368	9,600.00	2210802
Parliamentary Catering Fund	10003503	9,770.00	2210802
Parliamentary Catering Fund	10002755	9,900.00	2210802
Parliamentary Catering Fund	10003530	9,900.00	2210802
Parliamentary Catering Fund	10003402	10,030.00	2210802
Parliamentary Catering Fund	10003395	10,060.00	2210802
Parliamentary Catering Fund	10003525	10,390.00	2210802
Parliamentary Catering Fund	10003397	10,740.00	2210802
Parliamentary Catering Fund	10003644	11,050.00	2210802
Parliamentary Catering Fund	10003496	11,300.00	2210802
Parliamentary Catering Fund	10003416	11,330.00	2210802
Parliamentary Catering Fund	10003490	12,180.00	2210802
Parliamentary Catering Fund	10003354	12,300.00	2210802
Parliamentary Catering Fund	10003371	12,300.00	2210802
Parliamentary Catering Fund	10003372	12,300.00	2210802
Parliamentary Catering Fund	10003521	12,300.00	2210802

The National Assembly
Annual Report and Financial Statements for the period ended 30th June, 2025.

Parliamentary Catering Fund	10003642	12,300.00	2210802
Parliamentary Catering Fund	10003497	12,700.00	2210802
Parliamentary Catering Fund	10003412	13,550.00	2210802
Parliamentary Catering Fund	10003519	13,550.00	2210802
Parliamentary Catering Fund	10002753	14,410.00	2210802
Parliamentary Catering Fund	10003527	14,930.00	2210802
Parliamentary Catering Fund	10003399	15,580.00	2210802
Parliamentary Catering Fund	10002762	16,050.00	2210802
Parliamentary Catering Fund	10002764	17,240.00	2210802
Parliamentary Catering Fund	10003502	17,540.00	2210802
Parliamentary Catering Fund	10003484	19,690.00	2210802
Parliamentary Catering Fund	10003531	19,700.00	2210802
Parliamentary Catering Fund	10003378	19,800.00	2210802
Parliamentary Catering Fund	10002761	20,250.00	2210802
Parliamentary Catering Fund	10003370	21,050.00	2210802
Parliamentary Catering Fund	10003494	21,880.00	2210802
Parliamentary Catering Fund	10003486	21,930.00	2210802
Parliamentary Catering Fund	10002757	23,180.00	2210802
Parliamentary Catering Fund	10003649	23,790.00	2210802
Parliamentary Catering Fund	10003499	23,930.00	2210802
Parliamentary Catering Fund	10003358	24,600.00	2210802
Parliamentary Catering Fund	10003366	24,600.00	2210802
Parliamentary Catering Fund	10003478	25,380.00	2210802
Parliamentary Catering Fund	10003493	26,050.00	2210802
Parliamentary Catering Fund	10003381	26,340.00	2210802
Parliamentary Catering Fund	10003385	27,000.00	2210802
Parliamentary Catering Fund	10003516	27,000.00	2210802
Parliamentary Catering Fund	10003634	27,050.00	2210802
Parliamentary Catering Fund	10003356	27,440.00	2210802

The National Assembly
Annual Report and Financial Statements for the period ended 30th June, 2025.

Parliamentary Catering Fund	10003362	28,450.00	2210802
Parliamentary Catering Fund	10003638	29,700.00	2210802
Parliamentary Catering Fund	10003481	30,260.00	2210802
Parliamentary Catering Fund	10002751	30,400.00	2210802
Parliamentary Catering Fund	10003359	32,100.00	2210802
Parliamentary Catering Fund	10003361	32,100.00	2210802
Parliamentary Catering Fund	10003508	32,100.00	2210802
Parliamentary Catering Fund	10003511	32,100.00	2210802
Parliamentary Catering Fund	10003524	32,100.00	2210802
Parliamentary Catering Fund	10003411	32,450.00	2210802
Parliamentary Catering Fund	10003376	32,750.00	2210802
Parliamentary Catering Fund	10003413	33,050.00	2210802
Parliamentary Catering Fund	10003489	34,030.00	2210802
Parliamentary Catering Fund	10003536	34,600.00	2210802
Parliamentary Catering Fund	10003393	34,880.00	2210802
Parliamentary Catering Fund	10003637	35,750.00	2210802
Parliamentary Catering Fund	10003357	36,900.00	2210802
Parliamentary Catering Fund	10003355	37,000.00	2210802
Parliamentary Catering Fund	10003379	37,600.00	2210802
Parliamentary Catering Fund	10003520	39,400.00	2210802
Parliamentary Catering Fund	10003646	39,500.00	2210802
Parliamentary Catering Fund	10003487	39,830.00	2210802
Parliamentary Catering Fund	10003367	40,650.00	2210802
Parliamentary Catering Fund	10003485	41,030.00	2210802
Parliamentary Catering Fund	10003377	41,700.00	2210802
Parliamentary Catering Fund	10003512	42,000.00	2210802
Parliamentary Catering Fund	10003537	42,000.00	2210802
Parliamentary Catering Fund	10003643	42,500.00	2210802
Parliamentary Catering Fund	10003403	43,200.00	2210802

*The National Assembly
Annual Report and Financial Statements for the period ended 30th June, 2025.*

Parliamentary Catering Fund	10003369	47,400.00	2210802
Parliamentary Catering Fund	10003495	47,460.00	2210802
Parliamentary Catering Fund	10003483	47,840.00	2210802
Parliamentary Catering Fund	10003647	49,300.00	2210802
Parliamentary Catering Fund	10003635	49,500.00	2210802
Parliamentary Catering Fund	10003394	49,890.00	2210802
Parliamentary Catering Fund	10003363	51,700.00	2210802
Parliamentary Catering Fund	10003640	51,800.00	2210802
Parliamentary Catering Fund	10003360	52,200.00	2210802
Parliamentary Catering Fund	10003391	52,550.00	2210802
Parliamentary Catering Fund	10003504	52,880.00	2210802
Parliamentary Catering Fund	10003507	53,050.00	2210802
Parliamentary Catering Fund	10003405	53,230.00	2210802
Parliamentary Catering Fund	10003401	54,040.00	2210802
Parliamentary Catering Fund	10003396	54,050.00	2210802
Parliamentary Catering Fund	10003373	54,200.00	2210802
Parliamentary Catering Fund	10003639	55,350.00	2210802
Parliamentary Catering Fund	10003636	55,450.00	2210802
Parliamentary Catering Fund	10003535	59,200.00	2210802
Parliamentary Catering Fund	10003532	60,450.00	2210802
Parliamentary Catering Fund	10003515	61,700.00	2210802
Parliamentary Catering Fund	10003514	62,590.00	2210802
Parliamentary Catering Fund	10003392	63,470.00	2210802
Parliamentary Catering Fund	10003518	64,200.00	2210802
Parliamentary Catering Fund	10003513	64,380.00	2210802
Parliamentary Catering Fund	10003390	65,210.00	2210802
Parliamentary Catering Fund	10003404	66,970.00	2210802
Parliamentary Catering Fund	10003400	68,260.00	2210802
Parliamentary Catering Fund	10003263	68,920.00	2210802

The National Assembly
Annual Report and Financial Statements for the period ended 30th June, 2025.

Parliamentary Catering Fund	10002759	69,850.00	2210802
Parliamentary Catering Fund	10003365	71,400.00	2210802
Parliamentary Catering Fund	10003509	72,850.00	2210802
Parliamentary Catering Fund	10003388	78,460.00	2210802
Parliamentary Catering Fund	10003382	78,900.00	2210802
Parliamentary Catering Fund	10003517	79,850.00	2210802
Parliamentary Catering Fund	10003585	80,050.00	2210802
Parliamentary Catering Fund	10003534	86,800.00	2210802
Parliamentary Catering Fund	10002748	87,250.00	2210802
Parliamentary Catering Fund	10003510	95,150.00	2210802
Parliamentary Catering Fund	10003641	125,450.00	2210802
Parliamentary Catering Fund	10003482	147,750.00	2210802
Parliamentary Catering Fund	10003522	150,950.00	2210802
Parliamentary Catering Fund	10003501	151,200.00	2210802
Parliamentary Catering Fund	10003648	164,450.00	2210802
Parliamentary Catering Fund	10003480	182,580.00	2210802
Parliamentary Catering Fund	10003389	194,090.00	2210802
Parliamentary Catering Fund	10003387	202,890.00	2210802
Parliamentary Catering Fund	10003398	267,970.00	2210802
Parliamentary Catering Fund	10003491	321,880.00	2210802
Parliamentary Catering Fund	10003410	348,000.00	2210802
	Totals	6,653,979	
	Grand Totals	284,601,371	

The National Assembly
Annual Report and Financial Statements for the period ended 30th June, 2025.

Appendix XI-Accrued Gratuities – Constituencies

		1,806,105,516.95	5,495,728.19	1,799,682,095.47	1,093,489,052.93	179,375,406.03	2,713,795,742.37
COUNTY CODING	CONSTITUENCIES CODING	GROSS GRATUITY	PAID	UNPAID			
NOMINATED	NOMINATED	31,650,423.10	579,588.10	30,783,465.00	16,738,160.00	5,748,790.00	41,772,835.00
SPEAKERS OFFICE	SPEAKERS OFFICE	1,508,460.00	-	1,508,460.00	3,016,920.00	-	4,525,380.00
PREVIOUS PARLIAMENTS					68,468,430.57	47,962,344.09	20,506,086.48
MOMBASA 01							-
	NAME						-
	Mombasa Women rep	5,278,060.00	-	5,297,280.00	3,016,920.00	1,258,600.00	7,055,600.00
	Changamwe	5,279,610.00	-	5,279,610.00	3,016,920.00	3,915,300.00	4,381,230.00
	Jomvu	5,201,131.95	-	5,201,131.95	3,016,920.00	-	8,218,051.95
	Kisauni	5,279,610.00	-	5,279,610.00	3,016,920.00	-	8,296,530.00
	Nyali	5,279,610.00	351,850.00	4,927,760.00	3,016,920.00	766,196.00	7,178,484.00
	Likoni	5,279,610.00	-	5,279,610.00	3,016,920.00	-	8,296,530.00
	Mvita	5,166,460.00	-	5,179,310.00	3,011,510.00	2,199,915.00	5,990,905.00
KWALE 02					-		-
	NAME						-
	Kwale Women Rep	5,279,610.00	-	5,279,610.00	3,016,920.00	-	8,296,530.00
	Msambweni	5,279,610.00	-	5,279,610.00	3,016,920.00	-	8,296,530.00
	Lungalunga	5,279,610.00	-	5,279,610.00	3,016,610.00	1,336,410.00	6,959,810.00

***The National Assembly
Annual Report and Financial Statements for the period ended 30th June, 2025.***

	Matuga	5,279,610.00	-	5,279,610.00	3,016,920.00	192,200.00	8,104,330.00
	Kinango	5,279,610.00	-	5,279,610.00	3,016,920.00	-	8,296,530.00
KILIFI 03							-
	NAME						-
	Kilifi Women Rep	5,279,610.00	-	5,279,610.00	3,016,920.00	272,800.00	8,023,730.00
	Kilifi North	5,279,610.00	-	5,279,610.00	3,016,920.00	-	8,296,530.00
	Kilifi South	5,279,610.00	46,500.00	5,233,110.00	3,016,920.00	269,700.00	7,980,330.00
	Kaloleni	5,279,610.00	-	5,279,610.00	3,016,920.00	-	8,296,530.00
	Rabai	5,279,610.00	-	5,279,610.00	3,016,920.00	-	8,296,530.00
	Ganze	5,279,610.00	-	5,279,610.00	3,016,920.00	-	8,296,530.00
	Malindi	5,279,610.00	-	5,258,685.00	3,016,920.00	211,575.00	8,064,030.00
	Magarini	5,279,610.00	-	5,228,770.00	677,040.00	3,907,550.00	1,998,260.00
TANA RIVER 04							-
	NAME						-
	TANARIVER WOMEN REP	5,279,610.00	-	5,279,610.00	3,016,920.00	386,703.00	7,909,827.00
	Garsen	5,279,610.00	-	5,279,610.00	3,016,920.00	-	8,296,530.00
	Galole	5,278,010.09	28,160.09	5,249,850.00	3,016,920.00	-	8,266,770.00
	Bura	5,279,610.00	-	5,279,610.00	3,016,920.00	434,000.00	7,862,530.00
LAMU 05							-
	NAME						-
	Lamu Women Rep	5,279,610.00	-	5,279,610.00	3,016,920.00	231,880.00	8,064,650.00
	Lamu East	5,279,610.00	173,600.00	5,106,010.00	3,016,920.00	342,550.00	7,780,380.00

*The National Assembly
Annual Report and Financial Statements for the period ended 30th June, 2025.*

	Lamu West	5,279,610.00	-	5,279,610.00	2,984,928.00	1,816,848.00	6,447,690.00
TAITA TAVETA 06							-
	NAME						-
	Taita Taveta Women Rep	5,279,610.00	-	5,279,610.00	2,752,380.00	1,024,750.00	7,007,240.00
	Taveta	5,279,610.00	-	5,279,610.00	3,016,920.00	1,606,440.00	6,690,090.00
	Wundanyi	5,279,610.00	-	5,279,610.00	3,016,920.00	-	8,296,530.00
	Mwatate	5,279,610.00	-	5,279,610.00	3,016,920.00	-	8,296,530.00
	Voi	5,279,610.00	173,600.00	5,106,010.00	3,016,920.00	613,772.00	7,509,158.00
GARISSA 07							-
	NAME						-
	Garissa Women Rep	5,279,610.00	-	5,279,610.00	3,016,920.00	-	8,296,530.00
	Garissa Township	5,279,610.00	-	5,279,610.00	3,016,920.00	-	8,296,530.00
	Balambala	5,279,610.00	-	5,279,610.00	3,016,920.00	-	8,296,530.00
	Lagdera	5,279,610.00	-	5,279,610.00	3,016,920.00	-	8,296,530.00
	Dadaab	5,279,610.00	-	5,279,610.00	3,016,920.00	-	8,296,530.00
	Fafi	5,279,610.00	-	5,279,610.00	3,016,920.00	-	8,296,530.00
	Ijara	5,279,610.00	-	5,279,610.00	3,016,920.00	-	8,296,530.00
WAJIR 08							-
	NAME						-
	Wajir Women Rep	5,279,610.00	-	5,279,610.00	3,016,920.00	102,300.00	8,194,230.00

*The National Assembly
Annual Report and Financial Statements for the period ended 30th June, 2025.*

	Wajir North	5,279,610.00	-	5,279,610.00	3,016,920.00	-	8,296,530.00
	Wajir East	5,279,610.00	-	5,279,610.00	3,016,920.00	618,450.00	7,678,080.00
	Tarbaj	5,279,610.00	-	5,279,610.00	3,016,920.00	1,418,250.00	6,878,280.00
	Wajir West	5,279,610.00	-	5,279,610.00	3,016,920.00	201,500.00	8,095,030.00
	Eldas	5,279,610.00	-	5,279,610.00	3,016,920.00	720,264.87	7,576,265.13
	Wajir South	5,279,610.00	-	5,279,610.00	3,016,920.00	852,500.00	7,444,030.00
	MANDERA 09						-
	NAME						-
	Mandera Wrep	5,278,059.80	-	5,278,059.80	3,016,920.00	345,420.00	7,949,559.80
	Mandera West	5,279,610.00	-	5,279,610.00	3,016,920.00	132,928.00	8,163,602.00
	Banissa	2,614,626.15	-	2,614,626.15	893,413.80	1,051,152.00	2,456,887.95
	Mandera North	5,279,610.00	-	5,279,610.00	3,016,920.00	297,600.00	7,998,930.00
	Mandera South	5,279,610.00	-	5,279,610.00	3,016,920.00	84,320.00	8,212,210.00
	Mandera East	5,279,610.00	-	5,279,610.00	3,016,920.00	606,050.00	7,690,480.00
	Lafey	5,279,610.00	-	5,279,610.00	3,016,920.00	1,376,400.00	6,920,130.00
							-
	MARSABET 10						-
	NAME						-
	Marsabit Wrep	5,279,610.00	-	5,279,610.00	3,016,920.00	577,906.52	7,718,623.48
	Moyale	5,279,610.00	-	5,279,610.00	3,016,920.00	-	8,296,530.00
	North Horr	5,279,610.00	-	5,279,610.00	3,016,920.00	-	8,296,530.00
	Saku	5,261,630.00	-	5,261,630.00	3,016,920.00	230,020.00	8,048,530.00

*The National Assembly
Annual Report and Financial Statements for the period ended 30th June, 2025.*

	Laisamis	5,279,610.00	-	5,279,610.00	3,016,920.00	-	8,296,530.00
ISIOLO 11							
	NAME						
	Isiolo Women Rep	5,279,610.00	-	5,279,610.00	3,016,920.00	-	8,296,530.00
	Isiolo North	5,279,610.00	-	5,279,610.00	3,016,920.00	-	8,296,530.00
	Isiolo South	5,279,610.00	-	5,279,610.00	3,016,920.00	24,800.00	8,271,730.00
MERU 12							
	NAME						
	Meru Wrep	5,279,610.00	-	5,279,610.00	3,016,920.00	-	8,296,530.00
	Igembe South	5,279,610.00	-	5,279,610.00	3,016,920.00	364,560.00	7,931,970.00
	Igembe Central	5,279,610.00	-	5,279,610.00	3,016,920.00	-	8,296,530.00
	Igembe North	5,279,610.00	-	5,279,610.00	3,016,920.00	506,850.00	7,789,680.00
	Tigania West	5,279,610.00	-	5,248,045.00	3,016,920.00	708,560.00	7,556,405.00
	Tigania East	5,279,610.00	-	5,279,610.00	3,016,920.00	-	8,296,530.00
	North Immenti	5,279,610.00	-	5,279,610.00	3,016,920.00	-	8,296,530.00
	Buuri	5,279,610.00	-	5,279,610.00	3,016,920.00	-	8,296,530.00
	Central Immenti	5,279,610.00	-	5,279,610.00	3,016,920.00	-	8,296,530.00
	South Immenti	5,279,610.00	-	5,279,610.00	3,016,920.00	-	8,296,530.00
THARAKA NTHI 13							

*The National Assembly
Annual Report and Financial Statements for the period ended 30th June, 2025.*

	NAME								
	Tharaka Nithi Wrep	5,279,610.00	-	5,273,410.00	3,016,920.00	1,204,070.07			7,086,259.93
	Maara	5,279,610.00	-	5,279,610.00	3,016,920.00	-			8,296,530.00
	Chuka/Igambang'ombe	5,279,610.00	-	5,258,127.00	3,005,140.00	1,020,893.24			7,242,373.76
	Tharaka	5,278,060.00	-	5,278,060.00	3,016,920.00	207,700.00			8,087,280.00
	EMBU 14								-
	NAME								-
	Embu Wrep	5,279,610.00	-	5,279,610.00	3,016,920.00	660,300.00			7,636,230.00
	Manyatta	5,279,610.00	-	5,279,610.00	3,016,920.00	-			8,296,530.00
	Runyenjes	5,279,610.00	-	5,279,610.00	3,004,520.00	-			8,284,130.00
	Mbeere South	5,279,610.00	-	5,279,610.00	2,985,920.00	744,000.00			7,521,530.00
	Mbeere North	5,279,610.00	-	5,279,610.00	3,016,920.00	-			8,296,530.00
	KITUI 15								-
	NAME								-
	Kitui Women Rep	5,279,610.00	-	5,279,610.00	3,016,920.00	-			8,296,530.00
	Mwingi North	5,279,610.00	-	5,269,710.00	3,016,920.00	143,550.00			8,143,080.00
	Mwingi West	5,279,610.00	69,750.00	5,279,610.00	3,016,920.00	69,750.00			8,226,780.00
	Mwingi Central	5,265,350.00	-	5,265,350.00	2,934,150.00	-			8,199,500.00
	Kitui West	5,279,610.00	-	5,279,610.00	3,016,920.00	93,550.00			8,202,980.00
	Kitui Rural	5,279,610.00	-	5,279,610.00	3,016,920.00	-			8,296,530.00
	Kitui Central	5,279,610.00	-	5,279,610.00	3,016,920.00	595,200.00			7,701,330.00
	Kitui East	5,279,610.00	-	5,279,610.00	3,016,920.00	-			8,296,530.00

The National Assembly
Annual Report and Financial Statements for the period ended 30th June, 2025.

	Kitui South	5,279,610.00	-	5,279,610.00	3,016,920.00	-	8,296,530.00
MACHAKOS 16							-
	NAME						-
	Machakos Wrep	5,279,610.00	-	5,279,610.00	3,016,920.00	265,050.00	8,031,480.00
	Masinga	5,279,610.00	-	5,279,610.00	3,016,920.00	-	8,296,530.00
	Yatta	5,279,610.00	-	5,279,610.00	3,016,920.00	1,019,125.00	7,277,405.00
	Kagundo	5,251,854.90	353,920.00	4,897,934.90	3,016,920.00	-	7,914,854.90
	Matungulu	5,279,610.00	-	5,279,610.00	3,016,920.00	-	8,296,530.00
	Kathiani	5,279,610.00	-	5,279,610.00	3,016,920.00	-	8,296,530.00
	Mavoko	5,090,510.00	-	5,090,510.00	3,016,920.00	736,856.05	7,370,573.95
	Machakos Town	5,279,610.00	-	5,279,610.00	3,016,920.00	1,770,100.00	6,526,430.00
	Mwala	5,279,610.00	-	5,279,610.00	3,016,920.00	-	8,296,530.00
MAKUENI 17							-
	NAME						-
	Makueni Wrep	5,279,610.00	-	5,279,610.00	3,016,920.00	-	8,296,530.00
	Mbooni	5,279,610.00	-	5,279,610.00	2,998,320.00	223,200.00	8,054,730.00
	Kilome	5,279,610.00	-	5,279,610.00	3,016,920.00	-	8,296,530.00
	Kaiti	5,279,610.00	-	5,279,610.00	3,016,920.00	-	8,296,530.00
	Makueni	5,279,610.00	-	5,279,610.00	3,016,920.00	1,040,980.00	7,255,550.00
	Kibwezi West	5,279,610.00	-	5,267,295.71	3,016,920.00	734,785.71	7,549,430.00
	Kibwezi East	5,279,610.00	-	5,279,610.00	3,016,920.00	2,408,080.00	5,888,450.00
NYANDARUA 18							-

*The National Assembly
Annual Report and Financial Statements for the period ended 30th June, 2025.*

	NAME						-
	Nyandarua Wrep	5,279,610.00	-	5,279,610.00	3,016,920.00	473,990.00	7,822,540.00
	Kinangop	5,279,610.00	-	5,279,610.00	3,016,920.00	-	8,296,530.00
	Kipipiri	5,200,560.00	-	5,200,560.00	3,016,920.00	1,809,470.00	6,408,010.00
	OI Kalou	5,279,610.00	-	5,279,610.00	3,016,920.00	-	8,296,530.00
	OI-Jorok	5,279,610.00	49,600.00	5,230,010.00	3,016,920.00	227,850.00	8,019,080.00
	Ndaragwa	5,279,610.00	-	5,279,610.00	3,016,920.00	-	8,296,530.00
NYERI 19							-
	NAME						-
	Nyeri Wrep	5,279,610.00	-	5,279,610.00	3,016,920.00	395,250.00	7,901,280.00
	Tetu	5,279,610.00	-	5,279,610.00	3,016,920.00	1,036,950.00	7,259,580.00
	Kieni	5,279,610.00	-	5,279,610.00	3,016,920.00	658,750.00	7,637,780.00
	Mathira	5,279,610.00	-	5,279,610.00	3,016,920.00	1,284,950.00	7,011,580.00
	Othaya	5,279,610.00	-	5,279,610.00	3,016,920.00	-	8,296,530.00
	Mukurwe-ini	5,279,610.00	-	5,189,610.00	3,016,920.00	842,790.00	7,363,740.00
	Nyeri Town	5,276,210.00	-	5,276,210.00	3,016,920.00	728,200.00	7,564,930.00
KIRINYAGA 20							-
	NAME						-
	Kirinyaga Wrep	5,279,610.00	-	5,279,610.00	3,016,920.00	-	8,296,530.00
	Mwea	5,279,610.00	-	5,279,610.00	3,016,920.00	-	8,296,530.00
	Gichugu	5,279,610.00	-	5,279,610.00	3,016,920.00	-	8,296,530.00
	Ndia	5,279,610.00	-	5,279,610.00	2,968,922.20	1,974,639.00	6,273,893.20

The National Assembly
Annual Report and Financial Statements for the period ended 30th June, 2025.

	Kirinyaga Central	5,279,610.00	-	5,279,610.00	3,007,000.00	1,309,440.00	6,977,170.00
MURANGA 21							-
	NAME						-
	Muranga Wrep	5,279,610.00	-	5,279,610.00	3,016,920.00	1,140,800.00	7,155,730.00
	Kangema	5,279,610.00	-	5,279,610.00	3,016,920.00	-	8,296,530.00
	Mathioya	5,279,610.00	-	5,279,610.00	3,016,920.00	-	8,296,530.00
	Kiharu	5,279,610.00	-	5,279,610.00	3,016,920.00	-	8,296,530.00
	Kigumo	5,279,610.00	-	5,279,610.00	3,016,920.00	-	8,296,530.00
	Maragwa	5,230,010.00	-	5,230,010.00	3,016,920.00	1,512,800.00	6,734,130.00
	Kandara	4,273,970.00	-	4,273,970.00	3,016,920.00	-	7,290,890.00
	Gatanga	5,279,610.00	-	5,279,610.00	3,016,920.00	-	8,296,530.00
KIAMBU 22							-
	NAME						-
	KIAMBU WREP	5,261,010.00	-	5,261,010.00	2,922,370.00	874,200.00	7,309,180.00
	Gatundu South	5,279,610.00	-	5,279,610.00	3,016,920.00	-	8,296,530.00
	Gatundu North	5,279,610.00	-	5,279,610.00	3,016,920.00	1,240,000.00	7,056,530.00
	Juja	5,279,610.00	-	5,265,660.00	3,016,920.00	306,900.00	7,975,680.00
	Thika town	5,274,030.00	-	5,274,030.00	3,016,920.00	33,480.00	8,257,470.00
	Ruiru	5,279,610.00	-	5,279,610.00	3,016,920.00	-	8,296,530.00
	Githunguri	5,279,610.00	-	5,279,610.00	3,016,920.00	-	8,296,530.00
	Kiambu	5,249,850.00	-	5,249,850.00	2,192,320.00	818,400.00	6,623,770.00
	Kiambaa	5,189,190.00	-	5,189,190.00	3,016,200.00	213,900.00	7,991,490.00

The National Assembly
Annual Report and Financial Statements for the period ended 30th June, 2025.

	Kabete	5,279,610.00	-	5,279,610.00	3,016,920.00	-	8,296,530.00
	Kikuyu	5,279,610.00	-	5,279,610.00	3,016,920.00	167,400.00	8,129,130.00
	Limuru	5,279,610.00	-	5,279,610.00	3,016,920.00	-	8,296,530.00
	Lari	5,279,610.00	-	5,279,610.00	3,016,920.00	-	8,296,530.00
TURKANA 23							-
	NAME						-
	Turkana Wrep	5,267,210.00	-	5,267,210.00	2,328,720.00	359,600.00	7,236,330.00
	Turkana North	5,122,750.00	-	5,122,750.00	2,872,460.00	-	7,995,210.00
	Turkana West	5,247,680.00	-	5,247,680.00	2,860,060.00	-	8,107,740.00
	Turkana central	5,279,610.00	-	5,279,610.00	3,016,920.00	1,368,650.00	6,927,880.00
	Loima	5,022,310.00	-	5,022,310.00	3,016,920.00	-	8,039,230.00
	Turkana south	5,279,610.00	-	5,279,610.00	3,016,920.00	-	8,296,530.00
	Turkana East	5,279,610.00	-	5,279,610.00	3,016,920.00	-	8,296,530.00
WEST POKOT 24							-
	NAME						-
	West Pokot Women Rep	5,279,610.00	-	5,087,290.00	3,016,920.00	2,713,930.00	5,390,280.00
	Kapenguria	5,279,610.00	-	5,269,690.00	3,016,920.00	94,240.00	8,192,370.00
	Sigor	5,279,610.00	-	5,279,610.00	3,016,920.00	-	8,296,530.00
	Kacheliba	5,279,610.00	-	5,279,610.00	3,016,920.00	-	8,296,530.00
	Pokot South	5,279,610.00	-	5,279,610.00	3,016,920.00	-	8,296,530.00
SAMBURU 25							-
	NAME						-

The National Assembly
Annual Report and Financial Statements for the period ended 30th June, 2025.

	Samburu Women Rep	5,251,710.00	-	5,251,710.00	3,016,920.00	-	8,268,630.00
	Samburu West	5,279,610.00	-	5,279,610.00	3,016,920.00	-	8,296,530.00
	Samburu North	5,279,610.00	-	5,273,410.00	3,016,920.00	796,545.00	7,493,785.00
	Samburu East	5,279,610.00	-	5,279,610.00	3,016,920.00	-	8,296,530.00
TRANS NZOIA 26							-
	NAME						-
	TransNzoia Wrep	5,279,610.00	-	5,279,610.00	3,016,920.00	-	8,296,530.00
	Kwanza	5,279,610.00	-	5,278,560.00	3,016,920.00	488,130.00	7,807,350.00
	Edebess	5,279,610.00	-	5,279,610.00	3,016,920.00	-	8,296,530.00
	Saboti	5,279,610.00	-	5,279,610.00	3,016,920.00	-	8,296,530.00
	Kiminini	5,279,610.00	-	5,279,610.00	3,016,920.00	-	8,296,530.00
	Cherangany	5,279,610.00	-	5,279,610.00	3,016,920.00	-	8,296,530.00
UASIN GISHU 27							-
	NAME						-
	Uasin Gishu	5,279,610.00	-	5,279,610.00	3,002,970.00	-	8,282,580.00
	Soy	5,279,610.00	-	5,279,610.00	3,016,920.00	-	8,296,530.00
	Turbo	5,279,610.00	-	5,279,610.00	3,016,920.00	-	8,296,530.00
	Moiben	5,279,610.00	-	5,279,610.00	3,016,920.00	-	8,296,530.00
	Ainabkoi	5,279,610.00	-	5,273,410.00	3,016,920.00	567,300.00	7,723,030.00
	Kapseret	5,270,930.00	-	5,270,930.00	3,016,920.00	-	8,287,850.00
	Kesses	5,279,610.00	-	5,279,610.00	3,016,920.00	744,000.00	7,552,530.00
ELGEYO/MARAKWET 28							-

*The National Assembly
Annual Report and Financial Statements for the period ended 30th June, 2025.*

	NAME									
	Elgeyo/Marakwet Wrep	5,279,610.00	-	5,279,610.00	3,016,920.00	1,566,120.00				6,730,410.00
	Marakwet East	5,279,610.00	-	5,279,610.00	3,016,920.00	279,000.00				8,017,530.00
	Marakwet West	5,279,610.00	-	5,259,770.00	3,016,920.00	2,729,550.00				5,547,140.00
	Keiyo North	5,279,610.00	-	5,279,610.00	3,016,920.00	116,250.00				8,180,280.00
	Keiyo South	5,279,610.00	-	5,279,610.00	3,016,920.00	427,800.00				7,868,730.00
										-
	NANDI 29									-
	NAME									-
	Nandi Women Rep	5,279,610.00	-	5,279,610.00	3,016,920.00	96,100.00				8,200,430.00
	Tinderet	5,279,610.00	-	5,279,610.00	3,016,920.00	334,800.00				7,961,730.00
	Aldai	5,279,610.00	-	5,279,610.00	3,016,920.00	-				8,296,530.00
	Nandi Hills	5,260,390.00	-	5,260,390.00	3,016,920.00	780,890.00				7,496,420.00
	Chesumei	5,279,610.00	-	5,279,610.00	3,016,920.00	-				8,296,530.00
	Emgwen	5,279,610.00	-	5,279,610.00	3,016,920.00	-				8,296,530.00
	Mosop	5,279,610.00	-	5,279,610.00	3,016,920.00	-				8,296,530.00
										-
	BARINGO 30									-
	NAME									-
	Baringo Women Rep	5,279,610.00	-	5,279,610.00	3,016,920.00	-				8,296,530.00
	Tiati	5,279,610.00	-	5,245,882.00	3,016,920.00	355,477.00				7,907,325.00
	Baringo North	5,279,610.00	282,100.00	4,997,510.00	3,016,920.00	292,950.00				7,721,480.00
	Baringo Central	5,279,610.00	-	5,279,610.00	3,016,920.00	-				8,296,530.00

The National Assembly
Annual Report and Financial Statements for the period ended 30th June, 2025.

	Baringo South	5,279,610.00	-	5,279,610.00	3,001,050.00	426,903.00	7,853,757.00
	Mogotio	5,279,610.00	-	5,279,610.00	3,016,920.00	-	8,296,530.00
	Eldama Ravine	5,279,610.00	-	5,279,610.00	3,003,320.00	556,800.00	7,726,130.00
LAIKIPIA 31							-
	NAME						-
	Laikipia Wrep	5,242,720.00	-	5,158,400.00	3,016,920.00	611,320.00	7,564,000.00
	Laikipia West	5,279,610.00	-	5,279,610.00	3,016,920.00	-	8,296,530.00
	Laikipia East	5,279,610.00	-	5,279,610.00	3,016,920.00	309,380.00	7,987,150.00
	Laikipia North	5,279,610.00	-	5,276,510.00	3,016,920.00	195,300.00	8,098,130.00
NAKURU 32							-
	NAME						-
	Nakuru Women Rep	5,279,610.00	-	5,279,610.00	3,016,920.00	-	8,296,530.00
	Molo	5,279,610.00	-	5,279,610.00	3,016,920.00	-	8,296,530.00
	Njoro	5,279,610.00	-	5,279,610.00	3,016,920.00	-	8,296,530.00
	Naivasha	5,279,610.00	-	5,279,610.00	3,016,920.00	368,280.00	7,928,250.00
	Gilgil	5,279,610.00	-	5,279,610.00	3,016,920.00	348,440.00	7,948,090.00
	Kuresoi South	5,279,610.00	-	5,279,610.00	3,016,920.00	-	8,296,530.00
	Kuresoi North	5,279,610.00	-	5,279,610.00	3,016,920.00	-	8,296,530.00
	Subukia	5,279,610.00	-	5,279,610.00	3,016,920.00	-	8,296,530.00
	Rongai	5,230,010.00	-	5,230,010.00	2,942,520.00	136,400.00	8,036,130.00
	Bahati	5,279,610.00	-	5,279,610.00	3,016,920.00	-	8,296,530.00
	Nakuru Town West	5,279,610.00	-	5,279,610.00	3,016,920.00	-	8,296,530.00

*The National Assembly
Annual Report and Financial Statements for the period ended 30th June, 2025.*

NAROK 33	Nakuru Town East	5,279,610.00	-	5,279,610.00	3,016,920.00	258,850.00	8,037,680.00
	NAME						-
	Narok Wrep	5,279,610.00	-	5,279,610.00	3,016,920.00	83,700.00	8,212,830.00
	Kilgoris	5,279,610.00	-	5,279,610.00	3,007,920.00	863,340.00	7,424,190.00
	Emurua Dikirir	5,279,610.00	-	5,279,610.00	3,016,920.00	-	8,296,530.00
	Narok North	5,279,610.00	-	5,279,610.00	3,004,354.46	-	8,283,964.46
	Narok East	5,279,610.00	-	5,279,610.00	3,016,920.00	-	8,296,530.00
	Narok South	5,279,610.00	-	5,279,610.00	3,016,920.00	-	8,296,530.00
	Narok West	5,279,610.00	-	5,279,610.00	3,016,920.00	520,800.00	7,775,730.00
KAJIADO 34							-
	NAME						-
	Kajiado Wrep	5,279,610.00	-	5,279,610.00	3,016,920.00	-	8,296,530.00
	Kajiado North	5,279,610.00	-	5,279,610.00	3,016,920.00	368,280.00	7,928,250.00
	Kajiado Central	5,279,610.00	-	5,279,610.00	3,016,920.00	-	8,296,530.00
	Kajiado East	5,269,845.00	-	5,269,845.00	3,011,340.00	-	8,281,185.00
	Kajiado West	5,279,610.00	-	5,279,610.00	3,016,920.00	-	8,296,530.00
	Kajiado South	5,279,610.00	-	5,279,610.00	3,016,920.00	54,250.00	8,242,280.00
KERICHO 35							-
	NAME						-
	Kericho Women Rep	5,278,370.00	-	5,278,370.00	3,015,060.00	753,610.00	7,539,820.00
	Kipkelion East	5,279,610.00	-	5,279,610.00	3,016,920.00	-	8,296,530.00

The National Assembly
Annual Report and Financial Statements for the period ended 30th June, 2025.

	Kipkelion West	5,279,610.00	-	5,262,250.00	3,016,920.00	156,240.00	8,122,930.00
	Ainamoi	5,279,610.00	-	5,279,610.00	3,016,920.00	-	8,296,530.00
	Bureti	5,279,610.00	-	5,279,610.00	3,016,920.00	-	8,296,530.00
	Belgut	5,279,610.00	-	5,279,610.00	3,016,920.00	722,610.00	7,573,920.00
	Sigowet/Soin	5,279,610.00	-	5,279,610.00	3,016,920.00	-	8,296,530.00
BOMET 36							
	NAME						
	Bomet Women Rep	5,279,610.00	-	5,239,930.00	3,016,920.00	1,121,580.00	7,135,270.00
	Sotik	5,279,610.00	-	5,279,610.00	3,016,920.00	-	8,296,530.00
	Chepalungu	5,279,610.00	-	5,279,610.00	3,016,920.00	-	8,296,530.00
	Bomet East	5,279,610.00	-	5,279,610.00	3,016,920.00	-	8,296,530.00
	Bomet Central	5,279,610.00	21,080.00	5,258,530.00	3,016,920.00	77,500.00	8,197,950.00
	Konoin	5,279,610.00	-	5,279,610.00	3,016,920.00	142,600.00	8,153,930.00
KAKAMEGA 37							
	NAME						
	Kakamega Wrep	5,279,610.00	-	5,279,610.00	3,016,920.00	-	8,296,530.00
	Lugari	5,182,890.00	-	5,182,890.00	2,823,480.00	193,440.00	7,812,930.00
	Likuyani	5,279,610.00	-	5,279,610.00	3,016,920.00	-	8,296,530.00
	Malava	5,279,610.00	-	5,279,610.00	2,210,385.00	5,270,085.00	2,219,910.00
	Lurambi	5,279,610.00	-	5,279,610.00	3,016,920.00	418,500.00	7,878,030.00
	Navakholo	5,279,610.00	-	5,279,610.00	3,016,920.00	148,800.00	8,147,730.00
	Mumias West	5,279,610.00	-	5,279,610.00	3,016,920.00	-	8,296,530.00

The National Assembly
Annual Report and Financial Statements for the period ended 30th June, 2025.

	Mumias East	5,279,610.00	-	5,279,610.00	3,006,380.00	803,520.00	7,482,470.00
	Matungu	5,279,610.00	-	5,279,610.00	3,016,920.00	75,330.00	8,221,200.00
	Butere	5,279,610.00	-	5,279,610.00	3,016,920.00	148,800.00	8,147,730.00
	Khwisero	5,279,610.00	-	5,279,610.00	3,016,920.00	-	8,296,530.00
	Shinyalu	5,279,610.00	-	5,279,610.00	3,016,920.00	-	8,296,530.00
	Ikolomani	5,279,610.00	-	5,279,610.00	3,016,920.00	-	8,296,530.00
VIHIGA 38							
	NAME						
	Vihiga Wrep	5,279,610.00	-	5,279,610.00	3,016,920.00	-	8,296,530.00
	Vihiga	5,279,610.00	272,800.00	5,006,810.00	3,016,920.00	-	8,023,730.00
	Sabatia	5,279,610.00	-	5,279,610.00	3,016,920.00	-	8,296,530.00
	Hamisi	5,279,610.00	-	5,279,610.00	3,002,350.00	434,000.00	7,847,960.00
	Luanda	5,279,610.00	-	5,279,610.00	3,016,920.00	558,000.00	7,738,530.00
	Emuhaya	5,279,610.00	-	5,279,610.00	2,908,420.00	959,760.00	7,228,270.00
BUNGOMA 39							
	NAME						
	Bungoma Wrep	5,279,610.00	-	5,270,310.00	3,016,920.00	399,900.00	7,887,330.00
	Mt Elgon	5,279,610.00	-	5,270,930.00	3,016,920.00	104,160.00	8,183,690.00
	Sirisia	5,279,610.00	-	5,279,610.00	3,076,440.00	204,290.00	8,151,760.00
	Kabuchai	5,279,610.00	-	5,279,610.00	3,016,920.00	-	8,296,530.00
	Bumula	5,279,610.00	-	5,279,610.00	3,016,920.00	254,432.50	8,042,097.50
	Kanduyi	4,947,600.00	-	4,947,600.00	2,827,200.00	116,250.00	7,658,550.00

*The National Assembly
Annual Report and Financial Statements for the period ended 30th June, 2025.*

	Webuye East	5,279,610.00	-	5,279,610.00	3,016,920.00	322,400.00	7,974,130.00
	Webuye West	5,279,610.00	-	5,279,610.00	3,016,920.00	-	8,296,530.00
	Kimilili	5,279,610.00	-	5,248,610.00	3,096,280.00	3,622,040.00	4,722,850.00
	Tongaren	5,279,610.00	-	5,279,610.00	3,016,920.00	-	8,296,530.00
BUSIA 40							
	NAME						
	Busia Women Rep	5,279,610.00	-	5,279,610.00	3,016,920.00	-	8,296,530.00
	Teso North	5,279,610.00	-	5,279,610.00	3,016,920.00	-	8,296,530.00
	Teso South	5,279,610.00	-	5,279,610.00	3,016,920.00	199,950.00	8,096,580.00
	Nambale	5,279,610.00	-	5,279,610.00	3,016,920.00	-	8,296,530.00
	Matayos	5,279,610.00	-	5,279,610.00	3,016,920.00	-	8,296,530.00
	Butula	5,279,610.00	-	5,279,610.00	3,016,920.00	719,355.00	7,577,175.00
	Funyula	5,279,610.00	-	5,279,610.00	3,016,920.00	-	8,296,530.00
	Budalangi	5,279,610.00	-	5,279,610.00	3,016,920.00	1,193,500.00	7,103,030.00
SIAYA 41							
	NAME						
	Siaya Wrep	5,279,610.00	-	5,279,610.00	3,016,920.00	-	8,296,530.00
	Ugenya	5,279,610.00	-	5,279,610.00	3,016,920.00	-	8,296,530.00
	Ugunja	5,279,610.00	-	5,279,610.00	607,730.00	4,945,870.00	941,470.00
	Alego Usonga	5,279,610.00	-	5,272,738.00	3,016,920.00	566,628.00	7,723,030.00
	Gem	5,279,610.00	-	5,279,610.00	3,016,610.00	-	8,296,220.00
	Bondo	5,279,610.00	-	5,279,610.00	3,016,920.00	-	8,296,530.00

*The National Assembly
Annual Report and Financial Statements for the period ended 30th June, 2025.*

	Rarieda	5,279,610.00	-	5,279,610.00	3,016,920.00	424,080.00	7,872,450.00
KISUMU 42							
	NAME						
	Kisumu Wrep	5,279,907.60	675,800.00	4,604,107.60	3,016,920.00	-	7,621,027.60
	Kisumu East	5,279,610.00	-	5,279,610.00	3,016,920.00	148,800.00	8,147,730.00
	Kisumu West	5,279,610.00	-	5,279,610.00	3,016,920.00	-	8,296,530.00
	Kisumu Central	5,279,610.00	-	5,279,610.00	3,016,920.00	-	8,296,530.00
	Seme	5,186,124.85	-	5,186,124.85	3,016,920.00	-	8,203,044.85
	Nyando	5,279,610.00	-	5,279,610.00	3,016,920.00	-	8,296,530.00
	Muhoroni	5,279,610.00	-	5,279,610.00	3,016,920.00	-	8,296,530.00
	Nyakach	5,279,610.00	-	5,279,610.00	3,016,920.00	-	8,296,530.00
HOMABAY 43							
	NAME						
	HomaBay Wrep	5,279,610.00	-	5,279,610.00	3,016,920.00	-	8,296,530.00
	Kasipul	4,986,660.00	-	4,986,660.00	2,486,200.00	669,600.00	6,803,260.00
	Kabondo kasipul	5,279,610.00	-	5,279,610.00	3,016,920.00	-	8,296,530.00
	Karachuonyo	5,279,610.00	-	5,279,610.00	3,016,920.00	99,200.00	8,197,330.00
	Rangwe	5,279,610.00	-	5,279,610.00	3,016,920.00	-	8,296,530.00
	Homa Bay Town	5,279,610.00	-	5,279,610.00	3,016,920.00	-	8,296,530.00
	Ndhiwa	5,279,610.00	-	5,279,610.00	3,016,920.00	-	8,296,530.00
	Suba North	5,279,610.00	-	5,279,610.00	3,016,920.00	-	8,296,530.00
	Suba South	5,279,610.00	-	5,279,610.00	3,016,920.00	-	8,296,530.00

The National Assembly
Annual Report and Financial Statements for the period ended 30th June, 2025.

MIGORI 44							
	NAME						
	Migori Wrep	5,279,610.00	-	5,279,610.00	3,007,000.00	327,360.00	7,959,250.00
	Rongo	5,279,610.00	-	5,279,610.00	3,016,920.00	-	8,296,530.00
	Awendo	5,272,260.00	-	5,272,260.00	3,016,920.00	79,450.00	8,209,730.00
	Suna East	5,235,280.00	-	5,235,280.00	3,016,920.00	256,990.00	7,995,210.00
	Suna West	5,279,610.00	-	5,279,610.00	3,016,920.00	-	8,296,530.00
	Uriri	5,269,070.00	-	5,269,070.00	2,916,480.00	241,180.00	7,944,370.00
	Nyatike	5,279,610.00	-	5,279,610.00	3,016,920.00	80,600.00	8,215,930.00
	Kuria West	5,279,610.00	-	5,279,610.00	3,016,920.00	-	8,296,530.00
	Kuria East	5,279,610.00	-	5,279,610.00	3,016,920.00	589,000.00	7,707,530.00
KISII 45							
	NAME						
	Kisii Wrep	5,279,610.00	-	5,279,610.00	3,016,920.00	-	8,296,530.00
	Bonchari	5,279,610.00	-	5,279,610.00	3,016,920.00	223,200.00	8,073,330.00
	South Mugirango	5,279,610.00	-	5,279,610.00	3,016,920.00	221,650.00	8,074,880.00
	Bomachoge Borabu	4,891,180.00	-	4,891,180.00	3,016,920.00	3,322,890.00	4,585,210.00
	Bobasi	5,279,610.00	-	5,279,610.00	3,016,920.00	-	8,296,530.00
	Bomachoge Chache	5,279,610.00	2,417,380.00	2,862,230.00	3,016,920.00	662,160.00	5,216,990.00
	Nyaribari Masaba	5,279,610.00	-	5,279,610.00	2,980,650.00	1,068,880.00	7,191,380.00
	Nyaribari Chache	5,279,610.00	-	5,279,610.00	3,016,920.00	502,200.00	7,794,330.00
	Kitutu Chache North	5,279,610.00	-	5,279,610.00	3,016,920.00	-	8,296,530.00

*The National Assembly
Annual Report and Financial Statements for the period ended 30th June, 2025.*

	Kitutu Chache South	5,279,610.00	-	5,279,610.00	3,016,920.00	-	8,296,530.00
NYAMIRA 46							
	NAME						
	Nyamira Women Rep	5,279,610.00	-	5,279,610.00	3,016,920.00	-	8,296,530.00
	Kitutu Masaba	5,279,610.00	-	5,279,610.00	3,016,920.00	-	8,296,530.00
	West Mugirango	5,279,610.00	-	5,279,610.00	3,016,920.00	1,271,000.00	7,025,530.00
	North Mugirango	5,279,610.00	-	5,279,610.00	3,001,420.00	356,500.00	7,924,530.00
	Borabu	5,279,610.00	-	5,269,484.00	3,001,730.00	1,216,234.00	7,054,980.00
NAIROBI CITY 47							-
	NAME						-
	Nairobi WomenRep	5,279,610.00	-	5,279,610.00	3,016,920.00	1,736,000.00	6,560,530.00
	Westlands	5,279,610.00	-	5,279,610.00	3,016,920.00	-	8,296,530.00
	Dagoretti North	5,279,610.00	-	5,279,610.00	3,000,800.00	1,791,180.00	6,489,230.00
	Dagoretti South	5,279,610.00	-	5,279,610.00	3,016,920.00	-	8,296,530.00
	Langatta	5,279,610.00	-	5,279,610.00	3,016,920.00	-	8,296,530.00
	Kibra	5,279,610.00	-	5,279,610.00	3,016,920.00	-	8,296,530.00
	Roysambu	5,279,610.00	-	5,279,610.00	3,016,920.00	122,915.00	8,173,615.00
	Kasarani	5,279,610.00	-	5,279,610.00	2,994,600.00	1,303,240.00	6,970,970.00
	Ruaraka	5,279,610.00	-	5,279,610.00	3,016,920.00	-	8,296,530.00
	Embakasi South	5,279,610.00	-	5,274,340.00	3,016,920.00	344,410.00	7,946,850.00
	Embakasi North	5,279,610.00	-	5,279,610.00	3,016,920.00	-	8,296,530.00
	Embakasi Central	5,279,610.00	-	5,279,610.00	2,957,148.90	486,647.30	7,750,111.60

*The National Assembly
Annual Report and Financial Statements for the period ended 30th June, 2025.*

Embakasi East	5,279,610.00	-	5,279,610.00	3,016,920.00	191,650.68	8,104,879.32
Embakasi West	5,268,983.51	-	5,268,983.51	3,016,920.00	858,390.00	7,427,513.51
Makadara	5,279,610.00	-	5,279,610.00	3,016,920.00	237,150.00	8,059,380.00
Kamukunji	5,279,610.00	-	5,279,610.00	3,016,920.00	1,990,820.00	6,305,710.00
Starehe	5,279,610.00	-	5,279,610.00	3,016,920.00	-	8,296,530.00
Mathare	5,279,610.00	-	5,279,610.00	3,016,920.00	-	8,296,530.00
	1,806,105,516.95	5,495,728.19	1,799,682,095.47	1,093,489,052.93	179,375,406.03	2,713,795,742.37

Appendix XII-Accrued Gratuity – National Assembly Leadership Offices Staff

NATIONAL ASSEMBLY LEADERSHIP OFFICES GRATUITY REPORT

1. 2022-2023 FINANCIAL YEAR

S.No	Year	Gratuity Amount
99004374 - JUDITH NABWIRE WANGATA (DOJ : 25/11/2022)		
1	2022	42,780
2	2023	128,340
Total		171,120
99004547 - HILDA IGOKI KIRIA (DOJ : 19/05/2023)		
1	2023	12,400
Total		12,400
99004593 - SAMMY NJUE NJIRU (DOJ : 19/05/2023)		
1	2023	101,370
Total		101,370
99004759 - STACEY NYAMBURA WANJIKU (DOJ : 19/05/2023)		
1	2023	17,050
Total		17,050
99004774 - CHARLES OOKO ODENDO (DOJ : 16/11/2022)		
1	2022	22,010
2	2023	66,030
Total		88,040
99004848 - TITUS NZIOKI KYOYO (DOJ : 25/11/2022)		
1	2022	17,050
2	2023	51,150
Total		68,200
99004860 - PAMELA KATHOMI NJAGE (DOJ : 05/11/2022)		
1	2022	84,630
2	2023	253,890
Total		338,520
99004905 - CARREN CHEMTAI NGENO (DOJ : 21/04/2023)		
1	2023	64,170
Total		64,170
99004919 - CHARLES DIENYA OMBUYA (DOJ : 25/11/2022)		
1	2022	17,050

*The National Assembly
Annual Report and Financial Statements for the period ended 30th June, 2025.*

	2		2023	51,150
Total				68,200
99004936 - GEORGE MUOKI MBALUKA (DOJ : 15/06/2023)				
	1		2023	8,525
Total				8,525
99004948. - GIDEON TETI LEKIPISING (DOJ : 02/10/2019)				
	1		2023	34,100
Total				34,100
99004949. - CHARLES LEPARAKUO KASALE (DOJ : 02/10/2019)				
	1		2023	34,100
Total				34,100
99004952 - JOAN WASIKE (DOJ : 09/12/2019)				
	1		2022	60,450
	2		2023	66,030
Total				126,480
99004960. - DENNIS MAWIRA GITONGA (DOJ : 01/08/2021)				
	1		2023	86,025
Total				86,025
99004983 - CYNTHIA AWINJA MARENDE (DOJ : 16/12/2019)				
	1		2022	145,080
	2		2023	153,450
Total				298,530
99004985 - NATHANIEL NKURUMAH LIYENGA (DOJ : 16/12/2019)				
	1		2022	96,720
	2		2023	103,230
Total				199,950
99004986 - SUSAN KHAVETSA INJENE (DOJ : 16/12/2019)				
	1		2022	60,450
	2		2023	66,030
Total				126,480
99004988 - BEVALYNE MATETE ANDABWA (DOJ : 16/12/2019)				
	1		2022	60,450
	2		2023	66,030
Total				126,480

The National Assembly
Annual Report and Financial Statements for the period ended 30th June, 2025.

99004989 - ANOLD FESTO AMIMO (DOJ : 16/12/2019)			
	1	2022	60,450
	2	2023	66,030
Total			126,480
99005019 - JOB MUSE KISIANG'ANI (DOJ : 25/11/2022)			
	1	2022	17,050
	2	2023	51,150
Total			68,200
99005071 - ISNINO ABDULLAHI MUHUMED (DOJ : 01/03/2021)			
	1	2022	161,820
	2	2023	166,005
Total			327,825
99005240 - JACKSON KAVIHIZA KABWOYA (DOJ : 15/06/2023)			
	1	2023	8,525
Total			8,525
99005241 - ISAAC NTHIGA MUTHAARA (DOJ : 15/06/2023)			
	1	2023	13,950
Total			13,950
99005242 - BENARD MUNENE WAGATAMA (DOJ : 19/05/2023)			
	1	2023	12,400
Total			12,400
99005256 - NAHSHON KIOKO MUNYOKI (DOJ : 01/10/2021)			
	1	2022	221,340
	2	2023	227,850
Total			449,190
99005275 - PETER KYALO MUTUA (DOJ : 11/11/2022)			
	1	2022	17,050
	2	2023	51,150
Total			68,200
99005584 - ALEX KABARIA NG'ETHE (DOJ : 05/10/2022)			
	1	2022	84,630
	2	2023	253,890
Total			338,520
99005585 - SAMWEL SAMSON OGINA (DOJ : 05/10/2022)			

The National Assembly
Annual Report and Financial Statements for the period ended 30th June, 2025.

	1	2022	60,450
	2	2023	181,350
Total			241,800
99005598 - SANDRA KEMUNTO AKAMA (DOJ : 01/09/2022)			
	1	2022	143,220
	2	2023	214,830
Total			358,050
99005602 - STEPHEN APOPO (DOJ : 01/10/2022)			
	1	2022	200,415
	2	2023	482,670
Total			683,085
99005613 - LAIKA JERONI SHOLLEI (DOJ : 01/10/2022)			
	1	2022	126,945
	2	2023	253,890
Total			380,835
99005614 - NICHOLAS MUTURI OKEMWA (DOJ : 01/10/2022)			
	1	2022	107,415
	2	2023	214,830
Total			322,245
99005615 - SHARON CHEROTICH KIBET (DOJ : 01/10/2022)			
	1	2022	76,725
	2	2023	153,450
Total			230,175
99005616 - RICHARD ALUMASA MUDANYA (DOJ : 01/10/2022)			
	1	2022	33,015
	2	2023	66,030
Total			99,045
99005617 - JULIET ADHIAMBO OKELLO (DOJ : 01/10/2022)			
	1	2022	25,575
	2	2023	51,150
Total			76,725
99005618 - CHLOE CHEPKOSGEI BUSIENEI (DOJ : 01/10/2022)			
	1	2022	25,575
	2	2023	51,150

*The National Assembly
Annual Report and Financial Statements for the period ended 30th June, 2025.*

Total			76,725
99005619 - ROBERT KIGEN (DOJ : 08/09/2022)			
	1	2022	17,050
	2	2023	51,150
Total			68,200
99005621 - YVONNE MUTHONI RINGERA (DOJ : 08/09/2022)			
	1	2022	60,450
	2	2023	181,350
Total			241,800
99005622 - FAITH KALUMI MUSUNGU (DOJ : 01/10/2022)			
	1	2022	18,600
	2	2023	37,200
Total			55,800
99005623 - WILLY VUNDI MALUKI (DOJ : 01/10/2022)			
	1	2022	25,575
	2	2023	51,150
Total			76,725
99005624 - CHIVELIS SEREDE WILLIAM (DOJ : 08/09/2022)			
	1	2022	60,450
	2	2023	181,350
Total			241,800
99005626 - AGGREY SIMIYU NALIANYA (DOJ : 08/09/2022)			
	1	2022	17,050
	2	2023	51,150
Total			68,200
99005627 - MOSES MBAYO KIMUNA (DOJ : 01/11/2022)			
	1	2022	12,400
	2	2023	37,200
Total			49,600
99005629 - STEPHEN NYONGESA WANYONYI (DOJ : 08/09/2022)			
	1	2022	22,010
	2	2023	66,030
Total			88,040
99005630 - NICHOLAS KIPKEMOI KOECH (DOJ : 05/10/2022)			

The National Assembly
Annual Report and Financial Statements for the period ended 30th June, 2025.

	1	2022	17,050
	2	2023	51,150
Total			68,200
99005632 - LUKA WANYONYI KHAEMBA (DOJ : 01/10/2022)			
	1	2022	12,400
	2	2023	37,200
Total			49,600
99005633 - PATRICK HARON MISIGO (DOJ : 08/09/2022)			
	1	2022	12,400
	2	2023	37,200
Total			49,600
99005634 - BONIFACE MUKHWANA ALUKHABA (DOJ : 08/09/2022)			
	1	2022	12,400
	2	2023	37,200
Total			49,600
99005635 - JOSPHINE KHAYECHIA MWALE (DOJ : 01/10/2022)			
	1	2022	12,400
	2	2023	37,200
Total			49,600
99005661 - MARIAM MWALALE SYENGO (DOJ : 05/10/2022)			
	1	2022	42,780
	2	2023	128,340
Total			171,120
99005671 - CAROLYN MARIE NGAYWA (DOJ : 12/10/2022)			
	1	2022	51,150
	2	2023	153,450
Total			204,600
99005673 - JUSTIN JANA MWAKOMBO (DOJ : 05/10/2022)			
	1	2022	12,400
	2	2023	37,200
Total			49,600
99005674 - BENSON BORU WAQO (DOJ : 05/10/2022)			
	1	2022	84,630
	2	2023	253,890

*The National Assembly
Annual Report and Financial Statements for the period ended 30th June, 2025.*

Total			338,520
99005675 - BETHUEL FAYISA BALATE (DOJ : 05/10/2022)			
	1	2022	60,450
	2	2023	181,350
Total			241,800
99005676 - GRACE ADHI ADANO (DOJ : 05/10/2022)			
	1	2022	17,050
	2	2023	51,150
Total			68,200
99005678 - MICHAEL MUHINDI MUKURU (DOJ : 05/10/2022)			
	1	2022	12,400
	2	2023	37,200
Total			49,600
99005679 - SAMMY KIAMBUTHI (DOJ : 05/10/2022)			
	1	2022	12,400
	2	2023	37,200
Total			49,600
99005681 - HALAHALA MAPATO WACHU (DOJ : 05/10/2022)			
	1	2022	84,630
	2	2023	253,890
Total			338,520
99005682 - CAROLINE CHEPKEMBOI (DOJ : 05/10/2022)			
	1	2022	60,450
	2	2023	181,350
Total			241,800
99005684 - SAUMU DONALD KAVIHA (DOJ : 05/10/2022)			
	1	2022	17,050
	2	2023	51,150
Total			68,200
99005702 - JAPHAN ONGORI MOREKA (DOJ : 05/10/2022)			
	1	2022	84,630
	2	2023	253,890
Total			338,520
99005703 - SHARON JEPKOECH KIMUTAI (DOJ : 01/09/2022)			

*The National Assembly
Annual Report and Financial Statements for the period ended 30th June, 2025.*

	1	2022	17,050
	2	2023	51,150
Total			68,200
99005704 - PHILIP OBARA ONKUNDI (DOJ : 05/10/2022)			
	1	2022	60,450
	2	2023	181,350
Total			241,800
99005706 - JANE WAMBUI KUNG'U (DOJ : 05/10/2022)			
	1	2022	17,050
	2	2023	51,150
Total			68,200
99005707 - PETERSON MUGENDI NJIRU (DOJ : 05/10/2022)			
	1	2022	8,525
	2	2023	51,150
Total			59,675
99005710 - LENNOX KHATILI ATITI (DOJ : 12/10/2022)			
	1	2022	42,780
	2	2023	128,340
Total			171,120
99005711 - BERNARD NYENDE SAKWA (DOJ : 05/10/2022)			
	1	2022	12,400
	2	2023	37,200
Total			49,600
99005721 - CHRISTOPHER JALDESA GALGALLO (DOJ : 05/10/2022)			
	1	2022	42,780
	2	2023	128,340
Total			171,120
99005723 - GABRIEL EKUTAN LOMOSA (DOJ : 08/09/2022)			
	1	2023	51,150
Total			51,150
99005724 - SALLY NDUTA NGUGI (DOJ : 05/10/2022)			
	1	2022	60,450
	2	2023	181,350
Total			241,800

The National Assembly
Annual Report and Financial Statements for the period ended 30th June, 2025.

99005725 - JOY TINA OMASIRE (DOJ : 05/10/2022)			
1		2022	51,150
2		2023	153,450
Total			204,600
99005726 - JEDDIAH WANGARI GICHUKI (DOJ : 05/10/2022)			
1		2022	17,050
2		2023	51,150
Total			68,200
99005727 - RUTH WANGU NJERI (DOJ : 05/10/2022)			
1		2022	51,150
2		2023	153,450
Total			204,600
99005728 - SULEKHA NOOR MOHAMED (DOJ : 12/10/2022)			
1		2022	17,050
2		2023	51,150
Total			68,200
99005729 - ABDIAZIZ JELLE AHAMED (DOJ : 12/10/2022)			
1		2022	34,410
2		2023	103,230
Total			137,640
99005730 - GULED FARAH MAALIM (DOJ : 12/10/2022)			
1		2022	51,150
2		2023	153,450
Total			204,600
99005732 - MAUREEN AWUOR OUMA (DOJ : 12/10/2022)			
1		2022	17,050
2		2023	51,150
Total			68,200
99005733 - JIM BONFACE AUGO (DOJ : 12/10/2022)			
1		2022	42,780
2		2023	128,340
Total			171,120
99005737 - BENSON WEKESA MILLIMO (DOJ : 08/09/2022)			
1		2022	84,630

The National Assembly
Annual Report and Financial Statements for the period ended 30th June, 2025.

	2	2023	400,830
Total			485,460
99005738 - SIMON SIMIYU LUTULI (DOJ : 08/09/2022)			
	1	2022	13,950
	2	2023	83,700
Total			97,650
99005739 - YASMIN RAMADHAN KEITANY (DOJ : 08/09/2022)			
	1	2022	17,050
	2	2023	51,150
Total			68,200
99005741 - JULIET NEKESA KISAKA (DOJ : 08/09/2022)			
	1	2022	17,050
	2	2023	51,150
Total			68,200
99005748 - CEDRIC OWINO OCHIENG (DOJ : 12/10/2022)			
	1	2022	51,150
	2	2023	153,450
Total			204,600
99005750 - JANE WARUGURU MWANGI (DOJ : 12/10/2022)			
	1	2022	8,525
	2	2023	51,150
Total			59,675
99005753 - BILHA NYAWIRA KAMUHIA (DOJ : 05/10/2022)			
	1	2022	84,630
	2	2023	253,890
Total			338,520
99005755 - JANE WANJIRU MBUGUA (DOJ : 05/10/2022)			
	1	2022	51,150
	2	2023	153,450
Total			204,600
99005758 - ANNE WAMBUI THUKU (DOJ : 15/11/2022)			
	1	2022	8,525
	2	2023	51,150
Total			59,675

The National Assembly
Annual Report and Financial Statements for the period ended 30th June, 2025.

99005766 - BRIAN OMUSE OJAMAA (DOJ : 08/09/2022)			
	1	2022	34,410
	2	2023	103,230
Total			137,640
99005776 - WILLIAM GISA LEMARON (DOJ : 01/11/2022)			
	1	2022	51,150
	2	2023	153,450
Total			204,600
99005778 - ROSEIRENE KAARI GAUKI (DOJ : 01/11/2022)			
	1	2022	34,410
	2	2023	103,230
Total			137,640
99005783 - JEDIDA WATHUA KIMANI (DOJ : 01/11/2022)			
	1	2022	22,010
	2	2023	66,030
Total			88,040
99005784 - DIANAH NEKESA SATIA (DOJ : 05/10/2022)			
	1	2022	11,005
	2	2023	66,030
Total			77,035
99005789 - MERCY KAKI TITUS (DOJ : 13/10/2022)			
	1	2022	25,575
	2	2023	153,450
Total			179,025
99005790 - MARY JUNE MAKWELE (DOJ : 13/10/2022)			
	1	2022	21,390
	2	2023	128,340
Total			149,730
99005791 - JOSHUA OCHIENG OMOLO (DOJ : 13/10/2022)			
	1	2022	8,525
	2	2023	51,150
Total			59,675
99005792 - YVONNE AWOUR OTIENO (DOJ : 13/10/2022)			
	1	2022	25,575

The National Assembly
Annual Report and Financial Statements for the period ended 30th June, 2025.

	2		2023	153,450
Total				179,025
99005793 - PENNYNAH IMMAQUALATE SAMBA (DOJ : 13/10/2022)				
	1		2022	21,390
	2		2023	128,340
Total				149,730
99005797 - MARTIN KARJANJA (DOJ : 21/11/2022)				
	1		2022	8,525
	2		2023	51,150
Total				59,675
99005814 - LEAH WAMBUI MAINA (DOJ : 05/10/2022)				
	1		2022	8,525
	2		2023	51,150
Total				59,675
99005827 - STEPHEN OCHIENG OLOO (DOJ : 01/12/2022)				
	1		2022	11,005
	2		2023	66,030
Total				77,035
99005848 - PEACE MWEENDE KIOKO (DOJ : 17/01/2023)				
	1		2023	106,950
Total				106,950
99005849 - KATUMO NGULI (DOJ : 17/01/2023)				
	1		2023	44,020
Total				44,020
99005864 - PETER AUGUSTINE MUSEMBI (DOJ : 01/03/2023)				
	1		2023	33,015
Total				33,015
99005915 - VELYNE ATIENO ASWERE (DOJ : 01/04/2023)				
	1		2023	64,170
Total				64,170
99005917 - CATHERINE NDITI MUINDE (DOJ : 28/02/2023)				
	1		2023	42,780
Total				42,780
99005923 - ABDIMALIK GABOW MUKTAR (DOJ : 09/03/2023)				

*The National Assembly
Annual Report and Financial Statements for the period ended 30th June, 2025.*

	1	2023	42,780
Total			42,780
99005933 - WINNIE VUGUTSA MAJANI (DOJ : 01/04/2023)			
	1	2023	8,525
Total			8,525
99005948 - MOHAMED ABDI SHALE (DOJ : 01/10/2022)			
	1	2023	126,945
Total			126,945
99005949 - REBAH NAFULA WABWILE (DOJ : 01/05/2023)			
	1	2023	42,780
Total			42,780
99005950 - EDWARD MUSOMBI MUNABI (DOJ : 11/04/2023)			
	1	2023	17,050
Total			17,050
99005957 - PETER CHEGE WANJIKU (DOJ : 01/04/2023)			
	1	2023	12,400
Total			12,400
99005959 - MERCY NJOKI NGANGA (DOJ : 27/03/2023)			
	1	2023	17,050
Total			17,050
99005960 - ALI ABDI HUQA (DOJ : 26/04/2023)			
	1	2023	11,005
Total			11,005
99005976 - DALE ONSERIO OKEMWA (DOJ : 01/04/2023)			
	1	2023	30,225
Total			30,225
99005983 - SAMWEL NJENGA NJUGUNA (DOJ : 01/03/2023)			
	1	2023	11,005
Total			11,005
Total Gratuity 2022-23 FY			15,174,190
99004775 - EVANS OGWE BWANGY (DOJ : 06/12/2022)			
	1	2022	42,315
	2	2023	253,890

*The National Assembly
Annual Report and Financial Statements for the period ended 30th June, 2025.*

Total			296,205
99004776 - FRIDAH KANANU MURITHI (DOJ : 16/11/2022)			
	1	2022	51,150
	2	2023	153,450
Total			204,600
99004780 - SETH ODONGO ORUCHO (DOJ : 16/12/2022)			
	1	2022	30,225
	2	2023	181,350
Total			211,575
99005760 - JUDY ACHIENG KABILLAH (DOJ : 01/12/2022)			
	1	2022	35,805
	2	2023	214,830
Total			250,635
Gratuity for 2022-23 FY paid in current period			963,015
Unpaid Gratuity for 2022-23 FY			14,211,175

2. 2023-2024 FINANCIAL YEAR

S.No	Year	Gratuity Amount
99003980 - DISHON NJOKA NYAGA (DOJ : 01/04/2013)		
1	2023	622,170
2	2024	622,170
Total		1,244,340
99004374 - JUDITH NABWIRE WANGATA (DOJ : 25/11/2022)		
1	2023	132,525
2	2024	136,710
Total		269,235
99004547 - HILDA IGOKI KIRIA (DOJ : 19/05/2023)		
1	2023	37,200
2	2024	40,300
Total		77,500
99004593 - SAMMY NJUE NJIRU (DOJ : 19/05/2023)		
1	2023	304,110
2	2024	316,510
Total		620,620
99004759 - STACEY NYAMBURA WANJIKU (DOJ : 19/05/2023)		
1	2023	51,150
2	2024	54,250
Total		105,400
99004774 - CHARLES OOKO ODENDO (DOJ : 16/11/2022)		
1	2023	68,820
2	2024	71,610
Total		140,430

The National Assembly
Annual Report and Financial Statements for the period ended 30th June, 2025.

99004848 - TITUS NZIOKI KYOYO (DOJ : 25/11/2022)		
1	2023	53,475
2	2024	55,800
Total		109,275
99004860 - PAMELA KATHOMI NJAGE (DOJ : 05/11/2022)		
1	2023	260,400
2	2024	266,910
Total		527,310
99004905 - CARREN CHEMTAI NGENO (DOJ : 21/04/2023)		
1	2023	128,340
2	2024	133,920
Total		262,260
99004919 - CHARLES DIENYA OMBUYA (DOJ : 25/11/2022)		
1	2023	53,475
2	2024	55,800
Total		109,275
99004936 - GEORGE MUOKI MBALUKA (DOJ : 15/06/2023)		
1	2023	51,150
2	2024	54,250
Total		105,400
99004943. - ELIJAH GITHAGA GICHUKI (DOJ : 02/10/2019)		
1	2023	132,525
2	2024	136,710
Total		269,235
99004944. - ALICE SERIANAE (DOJ : 02/10/2019)		
1	2023	132,525
2	2024	136,710
Total		269,235
99004947. - ERIMAT LEKIPUSUNY (DOJ : 02/10/2019)		
1	2023	53,475
2	2024	55,800
Total		109,275
99004948. - GIDEON TETI LEKIPISING (DOJ : 02/10/2019)		
1	2023	53,475
2	2024	55,800
Total		109,275
99004949. - CHARLES LEPARAKUO KASALE (DOJ : 02/10/2019)		
1	2023	53,475
2	2024	55,800
Total		109,275
99004950. - PISILINA NAMANI SAIKONG (DOJ : 16/02/2024)		
1	2024	46,500
Total		46,500
99004952 - JOAN WASIKE (DOJ : 09/12/2019)		
1	2023	70,680
2	2024	77,190
Total		147,870
99004960. - DENNIS MAWIRA GITONGA (DOJ : 01/08/2021)		
1	2023	103,230

The National Assembly
Annual Report and Financial Statements for the period ended 30th June, 2025.

2	2024	111,600
Total		214,830
99004983 - CYNTHIA AWINJA MARENDE (DOJ : 16/12/2019)		
1	2023	153,450
2	2024	223,200
Total		376,650
99004985 - NATHANIEL NKURUMAH LIYENGA (DOJ : 16/12/2019)		
1	2023	103,230
2	2024	111,600
Total		214,830
99004986 - SUSAN KHAVETSA INJENE (DOJ : 16/12/2019)		
1	2023	66,030
2	2024	71,610
Total		137,640
99004988 - BEVALYNE MATETE ANDABWA (DOJ : 16/12/2019)		
1	2023	66,030
2	2024	71,610
Total		137,640
99004989 - ANOLD FESTO AMIMO (DOJ : 16/12/2019)		
1	2023	66,030
2	2024	71,610
Total		137,640
99005019 - JOB MUSE KISIANG'ANI (DOJ : 25/11/2022)		
1	2023	53,475
2	2024	55,800
Total		109,275
99005071 - ISNINO ABDULLAHI MUHUMED (DOJ : 01/03/2021)		
1	2023	170,190
2	2024	177,630
Total		347,820
99005240 - JACKSON KAVIHIZA KABWOYA (DOJ : 15/06/2023)		
1	2023	51,150
2	2024	54,250
Total		105,400
99005241 - ISAAC NTHIGA MUTHAARA (DOJ : 15/06/2023)		
1	2023	83,700
2	2024	88,040
Total		171,740
99005242 - BENARD MUNENE WAGATAMA (DOJ : 19/05/2023)		
1	2023	75,950
2	2024	83,700
Total		159,650
99005256 - NAHSHON KIOKO MUNYOKI (DOJ : 01/10/2021)		
1	2023	253,890
2	2024	262,570
Total		516,460
99005275 - PETER KYALO MUTUA (DOJ : 11/11/2022)		
1	2023	53,475
2	2024	55,800

The National Assembly
Annual Report and Financial Statements for the period ended 30th June, 2025.

Total		109,275
99005443 - VINCENT MATEKWA (DOJ : 25/10/2023)		
1	2023	22,010
2	2024	66,030
Total		88,040
99005463 - JAMES KARANJA KANGURU (DOJ : 01/09/2023)		
1	2023	60,450
2	2024	181,350
Total		241,800
99005483 - STEPHEN KINYANJUI GITAU (DOJ : 23/10/2023)		
1	2024	37,200
Total		37,200
99005533 - DANIEL ALONI KEYA (DOJ : 11/12/2023)		
1	2024	51,150
Total		51,150
99005568 - MARANGU IMANYARA (DOJ : 25/10/2023)		
1	2024	253,890
Total		253,890
99005570 - KENNEDY KIBE NG'ANG'A (DOJ : 25/10/2023)		
1	2024	51,150
Total		51,150
99005584 - ALEX KABARIA NG'ETHE (DOJ : 05/10/2022)		
1	2023	260,400
2	2024	266,910
Total		527,310
99005585 - SAMWEL SAMSON OGINA (DOJ : 05/10/2022)		
1	2023	186,930
2	2024	192,510
Total		379,440
99005598 - SANDRA KEMUNTO AKAMA (DOJ : 01/09/2022)		
1	2023	253,890
2	2024	262,570
Total		516,460
99005602 - STEPHEN APOPO (DOJ : 01/10/2022)		
1	2023	482,670
2	2024	504,060
Total		986,730
99005613 - LAIKA JERONI SHOLLEI (DOJ : 01/10/2022)		
1	2023	260,400
2	2024	266,910
Total		527,310
99005614 - NICHOLAS MUTURI OKEMWA (DOJ : 01/10/2022)		
1	2023	221,340
2	2024	227,850
Total		449,190
99005615 - SHARON CHEROTICH KIBET (DOJ : 01/10/2022)		
1	2023	157,635
2	2024	161,820
Total		319,455

The National Assembly
Annual Report and Financial Statements for the period ended 30th June, 2025.

99005616 - RICHARD ALUMASA MUDANYA (DOJ : 01/10/2022)		
1	2023	68,820
2	2024	71,610
Total		140,430
99005617 - JULIET ADHIAMBO OKELLO (DOJ : 01/10/2022)		
1	2023	53,475
2	2024	55,800
Total		109,275
99005618 - CHLOE CHEPKOSGEI BUSIENEI (DOJ : 01/10/2022)		
1	2023	53,475
2	2024	55,800
Total		109,275
99005619 - ROBERT KIGEN (DOJ : 08/09/2022)		
1	2023	53,475
2	2024	55,800
Total		109,275
99005621 - YVONNE MUTHONI RINGERA (DOJ : 08/09/2022)		
1	2023	186,930
2	2024	192,510
Total		379,440
99005622 - FAITH KALUMI MUSUNGU (DOJ : 01/10/2022)		
1	2023	39,525
2	2024	41,850
Total		81,375
99005623 - WILLY VUNDI MALUKI (DOJ : 01/10/2022)		
1	2023	66,030
2	2024	69,750
Total		135,780
99005624 - CHIVELIS SEREDE WILLIAM (DOJ : 08/09/2022)		
1	2023	186,930
2	2024	192,510
Total		379,440
99005626 - AGGREY SIMIYU NALIANYA (DOJ : 08/09/2022)		
1	2023	53,475
2	2024	55,800
Total		109,275
99005627 - MOSES MBAYO KIMUNA (DOJ : 01/11/2022)		
1	2023	39,525
2	2024	41,850
Total		81,375
99005629 - STEPHEN NYONGESA WANYONYI (DOJ : 08/09/2022)		
1	2023	80,755
2	2024	83,700
Total		164,455
99005630 - NICHOLAS KIPKEMOI KOECH (DOJ : 05/10/2022)		
1	2023	53,475
2	2024	55,800
Total		109,275
99005632 - LUKA WANYONYI KHAEMBA (DOJ : 01/10/2022)		

*The National Assembly
Annual Report and Financial Statements for the period ended 30th June, 2025.*

1	2023	39,525
2	2024	41,850
Total		81,375
99005633 - PATRICK HARON MISIGO (DOJ : 08/09/2022)		
1	2023	39,525
2	2024	41,850
Total		81,375
99005634 - BONIFACE MUKHWANA ALUKHABA (DOJ : 08/09/2022)		
1	2023	39,525
2	2024	41,850
Total		81,375
99005635 - JOSPHINE KHAYECHIA MWALE (DOJ : 01/10/2022)		
1	2023	39,525
2	2024	41,850
Total		81,375
99005661 - MARIAM MWALALE SYENGO (DOJ : 05/10/2022)		
1	2023	132,525
2	2024	136,710
Total		269,235
99005671 - CAROLYN MARIE NGAYWA (DOJ : 12/10/2022)		
1	2023	157,635
2	2024	161,820
Total		319,455
99005673 - JUSTIN JANA MWAKOMBO (DOJ : 05/10/2022)		
1	2023	61,225
2	2024	66,030
Total		127,255
99005674 - BENSON BORU WAQO (DOJ : 05/10/2022)		
1	2023	260,400
2	2024	266,910
Total		527,310
99005675 - BETHUEL FAYISA BALATE (DOJ : 05/10/2022)		
1	2023	186,930
2	2024	192,510
Total		379,440
99005676 - GRACE ADHI ADANO (DOJ : 05/10/2022)		
1	2023	53,475
2	2024	55,800
Total		109,275
99005678 - MICHAEL MUHINDI MUKURU (DOJ : 05/10/2022)		
1	2023	61,225
2	2024	66,030
Total		127,255
99005679 - SAMMY KIAMBUTHI (DOJ : 05/10/2022)		
1	2023	61,225
2	2024	66,030
Total		127,255
99005681 - HALAHALA MAPATO WACHU (DOJ : 05/10/2022)		
1	2023	260,400

The National Assembly
Annual Report and Financial Statements for the period ended 30th June, 2025.

2	2024	266,910
Total		527,310
99005682 - CAROLINE CHEPKEMBOI (DOJ : 05/10/2022)		
1	2023	186,930
2	2024	192,510
Total		379,440
99005684 - SAUMU DONALD KAVIHA (DOJ : 05/10/2022)		
1	2023	53,475
2	2024	55,800
Total		109,275
99005702 - JAPHAN ONGORI MOREKA (DOJ : 05/10/2022)		
1	2023	260,400
2	2024	266,910
Total		527,310
99005703 - SHARON JEPKOECH KIMUTAI (DOJ : 01/09/2022)		
1	2023	53,475
2	2024	55,800
Total		109,275
99005704 - PHILIP OBARA ONKUNDI (DOJ : 05/10/2022)		
1	2023	186,930
2	2024	192,510
Total		379,440
99005706 - JANE WAMBUI KUNG'U (DOJ : 05/10/2022)		
1	2023	53,475
2	2024	55,800
Total		109,275
99005707 - PETERSON MUGENDI NJIRU (DOJ : 05/10/2022)		
1	2023	53,475
2	2024	55,800
Total		109,275
99005710 - LENNOX KHATILI ATITI (DOJ : 12/10/2022)		
1	2023	132,525
2	2024	136,710
Total		269,235
99005711 - BERNARD NYENDE SAKWA (DOJ : 05/10/2022)		
1	2023	39,525
2	2024	41,850
Total		81,375
99005721 - CHRISTOPHER JALDESA GALGALLO (DOJ : 05/10/2022)		
1	2023	132,525
2	2024	136,710
Total		269,235
99005723 - GABRIEL EKUTAN LOMOSA (DOJ : 08/09/2022)		
1	2023	53,475
2	2024	55,800
Total		109,275
99005724 - SALLY NDUTA NGUGI (DOJ : 05/10/2022)		
1	2023	186,930
2	2024	192,510

The National Assembly
Annual Report and Financial Statements for the period ended 30th June, 2025.

Total		379,440
99005725 - JOY TINA OMASIRE (DOJ : 05/10/2022)		
1	2023	157,635
2	2024	161,820
Total		319,455
99005726 - JEDDIAH WANGARI GICHUKI (DOJ : 05/10/2022)		
1	2023	53,475
2	2024	55,800
Total		109,275
99005727 - RUTH WANGU NJERI (DOJ : 05/10/2022)		
1	2023	157,635
2	2024	161,820
Total		319,455
99005728 - SULEKHA NOOR MOHAMED (DOJ : 12/10/2022)		
1	2023	53,475
2	2024	55,800
Total		109,275
99005729 - ABDIAZIZ JELLE AHAMED (DOJ : 12/10/2022)		
1	2023	107,415
2	2024	111,600
Total		219,015
99005730 - GULED FARAH MAALIM (DOJ : 12/10/2022)		
1	2023	157,635
2	2024	161,820
Total		319,455
99005732 - MAUREEN AWUOR OUMA (DOJ : 12/10/2022)		
1	2023	53,475
2	2024	55,800
Total		109,275
99005733 - JIM BONFACE AUGO (DOJ : 12/10/2022)		
1	2023	132,525
2	2024	136,710
Total		269,235
99005737 - BENSON WEKESA MILLIMO (DOJ : 08/09/2022)		
1	2023	400,830
2	2024	420,360
Total		821,190
99005738 - SIMON SIMIYU LUTULI (DOJ : 08/09/2022)		
1	2023	86,955
2	2024	90,210
Total		177,165
99005739 - YASMIN RAMADHAN KEITANY (DOJ : 08/09/2022)		
1	2023	53,475
2	2024	79,980
Total		133,455
99005741 - JULIET NEKESA KISAKA (DOJ : 08/09/2022)		
1	2023	53,475
2	2024	55,800
Total		109,275

The National Assembly
Annual Report and Financial Statements for the period ended 30th June, 2025.

99005748 - CEDRIC OWINO OCHIENG (DOJ : 12/10/2022)		
1	2023	157,635
2	2024	161,820
Total		319,455
99005750 - JANE WARUGURU MWANGI (DOJ : 12/10/2022)		
1	2023	53,475
2	2024	55,800
Total		109,275
99005753 - BILHA NYAWIRA KAMUHIA (DOJ : 05/10/2022)		
1	2023	260,400
2	2024	266,910
Total		527,310
99005755 - JANE WANJIRU MBUGUA (DOJ : 05/10/2022)		
1	2023	157,635
2	2024	161,820
Total		319,455
99005758 - ANNE WAMBUI THUKU (DOJ : 15/11/2022)		
1	2023	53,475
2	2024	55,800
Total		109,275
99005766 - BRIAN OMUSE OJAMAA (DOJ : 08/09/2022)		
1	2023	107,415
2	2024	111,600
Total		219,015
99005776 - WILLIAM GISA LEMARON (DOJ : 01/11/2022)		
1	2023	157,635
2	2024	161,820
Total		319,455
99005778 - ROSEIRENE KAARI GAUKI (DOJ : 01/11/2022)		
1	2023	107,415
2	2024	111,600
Total		219,015
99005783 - JEDIDA WATHUA KIMANI (DOJ : 01/11/2022)		
1	2023	68,820
2	2024	71,610
Total		140,430
99005784 - DIANAH NEKESA SATIA (DOJ : 05/10/2022)		
1	2023	68,820
2	2024	71,610
Total		140,430
99005789 - MERCY KAKI TITUS (DOJ : 13/10/2022)		
1	2023	157,635
2	2024	161,820
Total		319,455
99005790 - MARY JUNE MAKWELE (DOJ : 13/10/2022)		
1	2023	132,525
2	2024	136,710
Total		269,235
99005791 - JOSHUA OCHIENG OMOLO (DOJ : 13/10/2022)		

The National Assembly
Annual Report and Financial Statements for the period ended 30th June, 2025.

1	2023	53,475
2	2024	55,800
Total		109,275
99005792 - YVONNE AWOUR OTIENO (DOJ : 13/10/2022)		
1	2023	157,635
2	2024	161,820
Total		319,455
99005793 - PENNYNAH IMMAQUALATE SAMBA (DOJ : 13/10/2022)		
1	2023	132,525
2	2024	136,710
Total		269,235
99005797 - MARTIN KARJANJA (DOJ : 21/11/2022)		
1	2023	63,550
2	2024	66,030
Total		129,580
99005814 - LEAH WAMBUI MAINA (DOJ : 05/10/2022)		
1	2023	53,475
2	2024	55,800
Total		109,275
99005827 - STEPHEN OCHIENG OLOO (DOJ : 01/12/2022)		
1	2023	68,820
2	2024	71,610
Total		140,430
99005848 - PEACE MWENDE KIOKO (DOJ : 17/01/2023)		
1	2023	128,340
2	2024	136,710
Total		265,050
99005849 - KATUMO NGULI (DOJ : 17/01/2023)		
1	2023	66,030
2	2024	71,610
Total		137,640
99005864 - PETER AUGUSTINE MUSEMBI (DOJ : 01/03/2023)		
1	2023	66,030
2	2024	69,750
Total		135,780
99005915 - VELYNE ATIENO ASWERE (DOJ : 01/04/2023)		
1	2023	128,340
2	2024	133,920
Total		262,260
99005917 - CATHERINE NDITI MUIINDE (DOJ : 28/02/2023)		
1	2023	128,340
2	2024	133,920
Total		262,260
99005923 - ABDIMALIK GABOW MUKTAR (DOJ : 09/03/2023)		
1	2023	128,340
2	2024	133,920
Total		262,260
99005933 - WINNIE VUGUTSA MAJANI (DOJ : 01/04/2023)		
1	2023	51,150

The National Assembly
Annual Report and Financial Statements for the period ended 30th June, 2025.

2	2024	54,250
Total		105,400
99005948 - MOHAMED ABDI SHALE (DOJ : 01/10/2022)		
1	2023	260,400
2	2024	266,910
Total		527,310
99005949 - REBAH NAFULA WABWILE (DOJ : 01/05/2023)		
1	2023	128,340
2	2024	133,920
Total		262,260
99005950 - EDWARD MUSOMBI MUNABI (DOJ : 11/04/2023)		
1	2023	51,150
2	2024	54,250
Total		105,400
99005957 - PETER CHEGE WANJIKU (DOJ : 01/04/2023)		
1	2023	61,225
2	2024	66,030
Total		127,255
99005958 - RHODA WANJIRU GITONGA (DOJ : 01/03/2023)		
1	2023	128,340
2	2024	133,920
Total		262,260
99005959 - MERCY NJOKI NGANGA (DOJ : 27/03/2023)		
1	2023	51,150
2	2024	54,250
Total		105,400
99005960 - ALI ABDI HUQA (DOJ : 26/04/2023)		
1	2023	66,030
2	2024	69,750
Total		135,780
99005976 - DALE ONSERIO OKEMWA (DOJ : 01/04/2023)		
1	2023	181,350
2	2024	188,790
Total		370,140
99005983 - SAMWEL NJENGA NJUGUNA (DOJ : 01/03/2023)		
1	2023	66,030
2	2024	69,750
Total		135,780
99005993 - KENNEDY KYALO MWENDWA (DOJ : 03/11/2023)		
1	2023	17,205
2	2024	103,230
Total		120,435
99005998 - DENNIS NYARUNDA KENGWARA (DOJ : 01/09/2023)		
1	2023	44,020
2	2024	66,030
Total		110,050
99005999 - DAVID NZOMO MULI (DOJ : 02/07/2023)		
1	2023	17,050
2	2024	51,150

The National Assembly
Annual Report and Financial Statements for the period ended 30th June, 2025.

Total		68,200
99006000 - HANNAH WANJIRU WAIRIMU (DOJ : 17/04/2023)		
1	2023	17,050
2	2024	54,250
Total		71,300
99006002 - BIANCA NYAMBURA MUTURI (DOJ : 01/07/2023)		
1	2023	84,630
2	2024	253,890
Total		338,520
99006003 - CAMILLE ROSE ADHIAMBO (DOJ : 01/08/2023)		
1	2023	90,675
2	2024	181,350
Total		272,025
99006006 - NELLY ATIENO OWIRO (DOJ : 01/08/2023)		
1	2023	17,050
2	2024	51,150
Total		68,200
99006007 - ROSELINE MAKENA KAMUTU (DOJ : 11/10/2023)		
1	2023	17,050
2	2024	51,150
Total		68,200
99006008 - EUGENE SHIVACHI MASAKA (DOJ : 05/12/2023)		
1	2024	37,200
Total		37,200
99006013 - JANE CHEMUTAI GOIN (DOJ : 01/02/2024)		
1	2024	151,125
Total		151,125
99006017 - PATRICK CHIMELI MAINA (DOJ : 25/01/2024)		
1	2024	24,800
Total		24,800
99006020 - ESTHER NALIAKA SITUMA (DOJ : 01/02/2024)		
1	2024	68,820
Total		68,820
99006021 - HUMPHREY LIANDA KISIA (DOJ : 16/12/2023)		
1	2024	202,740
Total		202,740
99006022 - PETER ONGONGA SIKU (DOJ : 16/12/2023)		
1	2024	24,800
Total		24,800
99006023 - MICHAEL KAMANDA MAINA (DOJ : 01/03/2024)		
1	2024	64,170
Total		64,170
99006040 - DIANA MUTHONI WAMWERE (DOJ : 01/04/2024)		
1	2024	17,050
Total		17,050
99006041 - MERCY CHEPKORIR TANUI (DOJ : 01/04/2024)		
1	2024	42,780
Total		42,780
99006042 - SIMON SATIA WANJALA (DOJ : 01/04/2024)		

*The National Assembly
Annual Report and Financial Statements for the period ended 30th June, 2025.*

1	2024	27,900
Total		27,900
Total Gratuity for Financial Year 2023/2024		31,724,625

99004775 - EVANS OGWE BWANGY (DOJ : 06/12/2022)		
1	2023	260,400
2	2024	266,910
Total		527,310
99004776 - FRIDAH KANANU MURITHI (DOJ : 16/11/2022)		
1	2023	157,635
2	2024	161,820
Total		319,455
99004780 - SETH ODONGO ORUCHO (DOJ : 16/12/2022)		
1	2023	186,930
2	2024	192,510
Total		379,440
99005760 - JUDY ACHIENG KABILLAH (DOJ : 01/12/2022)		
1	2023	221,340
2	2024	227,850
Total		449,190
Gratuity for 2023-24 paid in the current period		1,675,395
Unpaid Gratuity for 2023-24		30,049,230

3. 2024-2025 FINANCIAL YEAR

S.No	Year	Gratuity Amount
99003980 - DISHON NJOKA NYAGA (DOJ : 01/04/2013)		
1	2024	646,350
2	2025	646,350
Total		1,292,700
99004374 - JUDITH NABWIRE WANGATA (DOJ : 25/11/2022)		
1	2024	140,895
2	2025	145,080
Total		285,975
99004547 - HILDA IGOKI KIRIA (DOJ : 19/05/2023)		
1	2024	41,850
2	2025	44,175
Total		86,025
99004593 - SAMMY NJUE NJIRU (DOJ : 19/05/2023)		
1	2024	322,710
2	2025	332,475
Total		655,185
99004759 - STACEY NYAMBURA WANJIKU (DOJ : 19/05/2023)		
1	2024	55,800
2	2025	58,125
Total		113,925

*The National Assembly
Annual Report and Financial Statements for the period ended 30th June, 2025.*

99004774 - CHARLES OOKO ODENDO (DOJ : 16/11/2022)			
	1	2024	67,890
	2	2025	66,030
Total			133,920
99004848 - TITUS NZIOKI KYOYO (DOJ : 25/11/2022)			
	1	2024	58,125
	2	2025	60,450
Total			118,575
99004860 - PAMELA KATHOMI NJAGE (DOJ : 05/11/2022)			
	1	2024	276,210
	2	2025	285,510
Total			561,720
99004905 - CARREN CHEMTAI NGENO (DOJ : 21/04/2023)			
	1	2024	136,710
	2	2025	140,895
Total			277,605
99004919 - CHARLES DIENYA OMBUYA (DOJ : 25/11/2022)			
	1	2024	104,160
	2	2025	128,340
Total			232,500
99004936 - GEORGE MUOKI MBALUKA (DOJ : 15/06/2023)			
	1	2024	55,800
	2	2025	60,915
Total			116,715
99004943. - ELIJAH GITHAGA GICHUKI (DOJ : 02/10/2019)			
	1	2024	140,895
	2	2025	145,080
Total			285,975
99004944. - ALICE SERIANAE (DOJ : 02/10/2019)			
	1	2024	140,895
	2	2025	145,080
Total			285,975
99004947. - ERIMAT LEKIPUSUNY (DOJ : 02/10/2019)			
	1	2024	58,125
	2	2025	60,450
Total			118,575
99004948. - GIDEON TETI LEKIPISING (DOJ : 02/10/2019)			
	1	2024	58,125
	2	2025	60,450
Total			118,575
99004949. - CHARLES LEPARAKUO KASALE (DOJ : 02/10/2019)			
	1	2024	58,125
	2	2025	60,450
Total			118,575
99004950. - PISILINA NAMANI SAIKONG (DOJ : 16/02/2024)			
	1	2024	58,125
	2	2025	60,450
Total			118,575
99004952 - JOAN WASIKE (DOJ : 09/12/2019)			

*The National Assembly
Annual Report and Financial Statements for the period ended 30th June, 2025.*

	1	2024	77,190
	2	2025	83,700
Total			160,890
99004960 - DENNIS MAWIRA GITONGA (DOJ : 01/08/2021)			
	1	2024	111,600
	2	2025	119,970
Total			231,570
99004983 - CYNTHIA AWINJA MARENDE (DOJ : 16/12/2019)			
	1	2024	253,890
	2	2025	266,910
Total			520,800
99004985 - NATHANIEL NKURUMAH LIYENGA (DOJ : 16/12/2019)			
	1	2024	111,600
	2	2025	119,970
Total			231,570
99004986 - SUSAN KHAVETSA INJENE (DOJ : 16/12/2019)			
	1	2024	71,610
	2	2025	77,190
Total			148,800
99004988 - BEVALYNE MATETE ANDABWA (DOJ : 16/12/2019)			
	1	2024	71,610
	2	2025	77,190
Total			148,800
99004989 - ANOLD FESTO AMIMO (DOJ : 16/12/2019)			
	1	2024	71,610
	2	2025	77,190
Total			148,800
99005019 - JOB MUSE KISIANG'ANI (DOJ : 25/11/2022)			
	1	2024	58,125
	2	2025	60,450
Total			118,575
99005071 - ISNINO ABDULLAHI MUHUMED (DOJ : 01/03/2021)			
	1	2024	181,350
	2	2025	186,930
Total			368,280
99005240 - JACKSON KAVIHIZA KABWOYA (DOJ : 15/06/2023)			
	1	2024	55,800
	2	2025	60,915
Total			116,715
99005241 - ISAAC NTHIGA MUTHAARA (DOJ : 15/06/2023)			
	1	2024	90,210
	2	2025	93,465
Total			183,675
99005242 - BENARD MUNENE WAGATAMA (DOJ : 19/05/2023)			
	1	2024	90,210
	2	2025	90,210
Total			180,420
99005256 - NAHSHON KIOKO MUNYOKI (DOJ : 01/10/2021)			
	1	2024	266,910

*The National Assembly
Annual Report and Financial Statements for the period ended 30th June, 2025.*

	2		2025	276,210
Total				543,120
99005275 - PETER KYALO MUTUA (DOJ : 11/11/2022)				
	1		2024	58,125
	2		2025	60,450
Total				118,575
99005443 - VINCENT MATEKWA (DOJ : 25/10/2023)				
	1		2024	68,820
	2		2025	71,610
Total				140,430
99005463 - JAMES KARANJA KANGURU (DOJ : 01/09/2023)				
	1		2024	186,930
	2		2025	192,510
Total				379,440
99005483 - STEPHEN KINYANJUI GITAU (DOJ : 23/10/2023)				
	1		2024	39,525
	2		2025	41,850
Total				81,375
99005533 - DANIEL ALONI KEYA (DOJ : 11/12/2023)				
	1		2024	51,150
	2		2025	55,800
Total				106,950
99005568 - MARANGU IMANYARA (DOJ : 25/10/2023)				
	1		2024	260,400
	2		2025	266,910
Total				527,310
99005570 - KENNEDY KIBE NG'ANG'A (DOJ : 25/10/2023)				
	1		2024	53,475
	2		2025	55,800
Total				109,275
99005584 - ALEX KABARIA NG'ETHE (DOJ : 05/10/2022)				
	1		2024	276,210
	2		2025	285,510
Total				561,720
99005585 - SAMWEL SAMSON OGINA (DOJ : 05/10/2022)				
	1		2024	198,090
	2		2025	203,670
Total				401,760
99005598 - SANDRA KEMUNTO AKAMA (DOJ : 01/09/2022)				
	1		2024	266,910
	2		2025	276,210
Total				543,120
99005602 - STEPHEN APOPO (DOJ : 01/10/2022)				
	1		2024	504,060
	2		2025	527,310
Total				1,031,370
99005613 - LAIKA JERONI SHOLLEI (DOJ : 01/10/2022)				
	1		2024	276,210
	2		2025	285,510

The National Assembly
Annual Report and Financial Statements for the period ended 30th June, 2025.

Total			561,720
99005614 - NICHOLAS MUTURI OKEMWA (DOJ : 01/10/2022)			
	1	2024	234,360
	2	2025	240,870
Total			475,230
99005615 - SHARON CHEROTICH KIBET (DOJ : 01/10/2022)			
	1	2024	166,005
	2	2025	170,190
Total			336,195
99005616 - RICHARD ALUMASA MUDANYA (DOJ : 01/10/2022)			
	1	2024	74,400
	2	2025	77,190
Total			151,590
99005617 - JULIET ADHIAMBO OKELLO (DOJ : 01/10/2022)			
	1	2024	58,125
	2	2025	60,450
Total			118,575
99005618 - CHLOE CHEPKOSGEI BUSIENEI (DOJ : 01/10/2022)			
	1	2024	58,125
	2	2025	60,450
Total			118,575
99005619 - ROBERT KIGEN (DOJ : 08/09/2022)			
	1	2024	58,125
	2	2025	60,450
Total			118,575
99005621 - YVONNE MUTHONI RINGERA (DOJ : 08/09/2022)			
	1	2024	198,090
	2	2025	203,670
Total			401,760
99005622 - FAITH KALUMI MUSUNGU (DOJ : 01/10/2022)			
	1	2024	44,175
	2	2025	46,500
Total			90,675
99005623 - WILLY VUNDI MALUKI (DOJ : 01/10/2022)			
	1	2024	71,610
	2	2025	74,400
Total			146,010
99005624 - CHIVELIS SEREDE WILLIAM (DOJ : 08/09/2022)			
	1	2024	198,090
	2	2025	203,670
Total			401,760
99005625 - KAIYONGI SARAFINA MUKIRI (DOJ : 01/08/2024)			
	1	2024	93,000
	2	2025	111,600
Total			204,600
99005626 - AGGREY SIMIYU NALIANYA (DOJ : 08/09/2022)			
	1	2024	58,125
	2	2025	60,450
Total			118,575

The National Assembly
Annual Report and Financial Statements for the period ended 30th June, 2025.

99005627 - MOSES MBAYO KIMUNA (DOJ : 01/11/2022)			
	1	2024	44,175
	2	2025	46,500
Total			90,675
99005629 - STEPHEN NYONGESA WANYONYI (DOJ : 08/09/2022)			
	1	2024	90,210
	2	2025	90,210
Total			180,420
99005630 - NICHOLAS KIPKEMOI KOECH (DOJ : 05/10/2022)			
	1	2024	58,125
	2	2025	60,450
Total			118,575
99005632 - LUKA WANYONYI KHAEMBA (DOJ : 01/10/2022)			
	1	2024	44,175
	2	2025	46,500
Total			90,675
99005633 - PATRICK HARON MISIGO (DOJ : 08/09/2022)			
	1	2024	44,175
	2	2025	46,500
Total			90,675
99005634 - BONIFACE MUKHWANA ALUKHABA (DOJ : 08/09/2022)			
	1	2024	44,175
	2	2025	46,500
Total			90,675
99005635 - JOSPHINE KHAYECHIA MWALE (DOJ : 01/10/2022)			
	1	2024	44,175
	2	2025	46,500
Total			90,675
99005661 - MARIAM MWALALE SYENGO (DOJ : 05/10/2022)			
	1	2024	140,895
	2	2025	145,080
Total			285,975
99005671 - CAROLYN MARIE NGAYWA (DOJ : 12/10/2022)			
	1	2024	166,005
	2	2025	170,190
Total			336,195
99005673 - JUSTIN JANA MWAKOMBO (DOJ : 05/10/2022)			
	1	2024	71,610
	2	2025	71,610
Total			143,220
99005674 - BENSON BORU WAQO (DOJ : 05/10/2022)			
	1	2024	276,210
	2	2025	285,510
Total			561,720
99005675. - BETHUEL FAYISA BALATE (DOJ : 05/10/2022)			
	1	2024	198,090
	2	2025	203,670
Total			401,760
99005676 - GRACE ADHI ADANO (DOJ : 05/10/2022)			

The National Assembly
Annual Report and Financial Statements for the period ended 30th June, 2025.

	1	2024	58,125
	2	2025	60,450
Total			118,575
99005678 - MICHAEL MUHINDI MUKURU (DOJ : 05/10/2022)			
	1	2024	71,610
	2	2025	71,610
Total			143,220
99005679 - SAMMY KIAMBUTHI (DOJ : 05/10/2022)			
	1	2024	71,610
	2	2025	71,610
Total			143,220
99005681 - HALAHALA MAPATO WACHU (DOJ : 05/10/2022)			
	1	2024	276,210
	2	2025	285,510
Total			561,720
99005682 - CAROLINE CHEPKEMBOI (DOJ : 05/10/2022)			
	1	2024	198,090
	2	2025	203,670
Total			401,760
99005684 - SAUMU DONALD KAVIHA (DOJ : 05/10/2022)			
	1	2024	58,125
	2	2025	117,025
Total			175,150
99005697 - LILIAN AOKO OCHIENG (DOJ : 25/09/2024)			
	1	2024	68,448
	2	2025	128,340
Total			196,788
99005702 - JAPHAN ONGORI MOREKA (DOJ : 05/10/2022)			
	1	2024	276,210
	2	2025	285,510
Total			561,720
99005703 - SHARON JEPKOECH KIMUTAI (DOJ : 01/09/2022)			
	1	2024	58,125
	2	2025	60,450
Total			118,575
99005704 - PHILIP OBARA ONKUNDI (DOJ : 05/10/2022)			
	1	2024	198,090
	2	2025	203,670
Total			401,760
99005706 - JANE WAMBUI KUNG'U (DOJ : 05/10/2022)			
	1	2024	58,125
	2	2025	60,450
Total			118,575
99005707 - PETERSON MUGENDI NJIRU (DOJ : 05/10/2022)			
	1	2024	58,125
	2	2025	60,450
Total			118,575
99005710 - LENNOX KHATILI ATITI (DOJ : 12/10/2022)			
	1	2024	140,895

The National Assembly
Annual Report and Financial Statements for the period ended 30th June, 2025.

	2		2025	145,080
Total				285,975
99005711 - BERNARD NYENDE SAKWA (DOJ : 05/10/2022)				
	1		2024	44,175
	2		2025	46,500
Total				90,675
99005721 - CHRISTOPHER JALDESA GALGALLO (DOJ : 05/10/2022)				
	1		2024	140,895
	2		2025	145,080
Total				285,975
99005723 - GABRIEL EKUTAN LOMOSA (DOJ : 08/09/2022)				
	1		2024	58,125
	2		2025	60,450
Total				118,575
99005724 - SALLY NDUTA NGUGI (DOJ : 05/10/2022)				
	1		2024	198,090
	2		2025	203,670
Total				401,760
99005725 - JOY TINA OMASIRE (DOJ : 05/10/2022)				
	1		2024	166,005
	2		2025	170,190
Total				336,195
99005726 - JEDDIAH WANGARI GICHUKI (DOJ : 05/10/2022)				
	1		2024	58,125
	2		2025	60,450
Total				118,575
99005727 - RUTH WANGU NJERI (DOJ : 05/10/2022)				
	1		2024	166,005
	2		2025	170,190
Total				336,195
99005728 - SULEKHA NOOR MOHAMED (DOJ : 12/10/2022)				
	1		2024	58,125
	2		2025	60,450
Total				118,575
99005729 - ABDIAZIZ JELLE AHAMED (DOJ : 12/10/2022)				
	1		2024	115,785
	2		2025	119,970
Total				235,755
99005730 - GULED FARAH MAALIM (DOJ : 12/10/2022)				
	1		2024	166,005
	2		2025	170,190
Total				336,195
99005732 - MAUREEN AWUOR OUMA (DOJ : 12/10/2022)				
	1		2024	58,125
	2		2025	60,450
Total				118,575
99005733 - JIM BONFACE AUGO (DOJ : 12/10/2022)				
	1		2024	140,895
	2		2025	145,080

*The National Assembly
Annual Report and Financial Statements for the period ended 30th June, 2025.*

Total			285,975
99005737 - BENSON WEKESA MILLIMO (DOJ : 08/09/2022)			
	1	2024	420,360
	2	2025	439,890
Total			860,250
99005738 - SIMON SIMIYU LUTULI (DOJ : 08/09/2022)			
	1	2024	93,465
	2	2025	96,720
Total			190,185
99005739 - YASMIN RAMADHAN KEITANY (DOJ : 08/09/2022)			
	1	2024	128,340
	2	2025	132,525
Total			260,865
99005741 - JULIET NEKESA KISAKA (DOJ : 08/09/2022)			
	1	2024	58,125
	2	2025	60,450
Total			118,575
99005748 - CEDRIC OWINO OCHIENG (DOJ : 12/10/2022)			
	1	2024	166,005
	2	2025	170,190
Total			336,195
99005750 - JANE WARUGURU MWANGI (DOJ : 12/10/2022)			
	1	2024	58,125
	2	2025	60,450
Total			118,575
99005753 - BILHA NYAWIRA KAMUHIA (DOJ : 05/10/2022)			
	1	2024	276,210
	2	2025	285,510
Total			561,720
99005755 - JANE WANJIRU MBUGUA (DOJ : 05/10/2022)			
	1	2024	166,005
	2	2025	170,190
Total			336,195
99005758 - ANNE WAMBUI THUKU (DOJ : 15/11/2022)			
	1	2024	58,125
	2	2025	60,450
Total			118,575
99005766 - BRIAN OMUSE OJAMAA (DOJ : 08/09/2022)			
	1	2024	115,785
	2	2025	119,970
Total			235,755
99005776 - WILLIAM GISA LEMARON (DOJ : 01/11/2022)			
	1	2024	166,005
	2	2025	170,190
Total			336,195
99005778 - ROSEIRENE KAARI GAUKI (DOJ : 01/11/2022)			
	1	2024	115,785
	2	2025	119,970
Total			235,755

The National Assembly
Annual Report and Financial Statements for the period ended 30th June, 2025.

99005783 - JEDIDA WATHUA KIMANI (DOJ : 01/11/2022)			
	1	2024	74,400
	2	2025	77,190
Total			151,590
99005784 - DIANAH NEKESA SATIA (DOJ : 05/10/2022)			
	1	2024	74,400
	2	2025	77,190
Total			151,590
99005785. - LENOX WILFRED OMONDI (DOJ : 01/04/2025)			
	1	2025	51,615
Total			51,615
99005789 - MERCY KAKI TITUS (DOJ : 13/10/2022)			
	1	2024	166,005
	2	2025	170,190
Total			336,195
99005790 - MARY JUNE MAKWELE (DOJ : 13/10/2022)			
	1	2024	140,895
	2	2025	145,080
Total			285,975
99005791 - JOSHUA OCHIENG OMOLO (DOJ : 13/10/2022)			
	1	2024	58,125
	2	2025	60,450
Total			118,575
99005792 - YVONNE AWOUR OTIENO (DOJ : 13/10/2022)			
	1	2024	166,005
	2	2025	170,190
Total			336,195
99005793 - PENNYNAH IMMAQUALATE SAMBA (DOJ : 13/10/2022)			
	1	2024	140,895
	2	2025	145,080
Total			285,975
99005797 - MARTIN KARJANJA (DOJ : 21/11/2022)			
	1	2024	71,610
	2	2025	71,610
Total			143,220
99005814 - LEAH WAMBUI MAINA (DOJ : 05/10/2022)			
	1	2024	58,125
	2	2025	60,450
Total			118,575
99005827 - STEPHEN OCHIENG OLOO (DOJ : 01/12/2022)			
	1	2024	74,400
	2	2025	77,190
Total			151,590
99005848 - PEACE MWENDE KIOKO (DOJ : 17/01/2023)			
	1	2024	136,710
	2	2025	145,080
Total			281,790
99005849 - KATUMO NGULI (DOJ : 17/01/2023)			
	1	2024	71,610

The National Assembly
Annual Report and Financial Statements for the period ended 30th June, 2025.

	2		2025	77,190
Total				148,800
99005864 - PETER AUGUSTINE MUSEMBI (DOJ : 01/03/2023)				
	1		2024	71,610
	2		2025	74,400
Total				146,010
99005915 - VELYNE ATIENO ASWERE (DOJ : 01/04/2023)				
	1		2024	136,710
	2		2025	140,895
Total				277,605
99005917 - CATHERINE NDITI MUINDE (DOJ : 28/02/2023)				
	1		2024	136,710
	2		2025	140,895
Total				277,605
99005923 - ABDIMALIK GABOW MUKTAR (DOJ : 09/03/2023)				
	1		2024	136,710
	2		2025	140,895
Total				277,605
99005933 - WINNIE VUGUTSA MAJANI (DOJ : 01/04/2023)				
	1		2024	55,800
	2		2025	58,125
Total				113,925
99005948 - MOHAMED ABDI SHALE (DOJ : 01/10/2022)				
	1		2024	276,210
	2		2025	285,510
Total				561,720
99005949 - REBAH NAFULA WABWILE (DOJ : 01/05/2023)				
	1		2024	136,710
	2		2025	140,895
Total				277,605
99005950 - EDWARD MUSOMBI MUNABI (DOJ : 11/04/2023)				
	1		2024	55,800
	2		2025	58,125
Total				113,925
99005957 - PETER CHEGE WANJIKU (DOJ : 01/04/2023)				
	1		2024	71,610
	2		2025	71,610
Total				143,220
99005958 - RHODA WANJIRU GITONGA (DOJ : 01/03/2023)				
	1		2024	136,710
	2		2025	140,895
Total				277,605
99005959 - MERCY NJOKI NGANGA (DOJ : 27/03/2023)				
	1		2024	56,575
	2		2025	58,125
Total				114,700
99005960 - ALI ABDI HUQA (DOJ : 26/04/2023)				
	1		2024	71,610
	2		2025	74,400

*The National Assembly
Annual Report and Financial Statements for the period ended 30th June, 2025.*

Total			146,010
99005976 - DALE ONSERIO OKEMWA (DOJ : 01/04/2023)			
	1	2024	192,510
	2	2025	198,090
Total			390,600
99005983 - SAMWEL NJENGA NJUGUNA (DOJ : 01/03/2023)			
	1	2024	71,610
	2	2025	74,400
Total			146,010
99005993 - KENNEDY KYALO MWENDWA (DOJ : 03/11/2023)			
	1	2024	107,415
	2	2025	111,600
Total			219,015
99005998 - DENNIS NYARUNDA KENGWARA (DOJ : 01/09/2023)			
	1	2024	68,820
	2	2025	71,610
Total			140,430
99005999 - DAVID NZOMO MULI (DOJ : 02/07/2023)			
	1	2024	55,800
	2	2025	55,800
Total			111,600
99006000 - HANNAH WANJIRU WAIRIMU (DOJ : 17/04/2023)			
	1	2024	55,800
	2	2025	58,125
Total			113,925
99006002 - BIANCA NYAMBURA MUTURI (DOJ : 01/07/2023)			
	1	2024	266,910
	2	2025	266,910
Total			533,820
99006003 - CAMILLE ROSE ADHIAMBO (DOJ : 01/08/2023)			
	1	2024	192,510
	2	2025	192,510
Total			385,020
99006006 - NELLY ATIENO OWIRO (DOJ : 01/08/2023)			
	1	2024	55,800
	2	2025	55,800
Total			111,600
99006007 - ROSELINE MAKENA KAMUTU (DOJ : 11/10/2023)			
	1	2024	53,475
	2	2025	55,800
Total			109,275
99006008 - EUGENE SHIVACHI MASAKA (DOJ : 05/12/2023)			
	1	2024	37,200
	2	2025	41,850
Total			79,050
99006013 - JANE CHEMUTAI GOIN (DOJ : 01/02/2024)			
	1	2024	181,350
	2	2025	192,510
Total			373,860

*The National Assembly
Annual Report and Financial Statements for the period ended 30th June, 2025.*

99006017 - PATRICK CHIMELI MAINA (DOJ : 25/01/2024)			
	1	2024	37,200
	2	2025	41,850
Total			79,050
99006020 - ESTHER NALIKA SITUMA (DOJ : 01/02/2024)			
	1	2024	103,230
	2	2025	111,600
Total			214,830
99006021 - HUMPHREY LIANDA KISIA (DOJ : 16/12/2023)			
	1	2024	304,110
	2	2025	322,710
Total			626,820
99006022 - PETER ONGONGA SIKU (DOJ : 16/12/2023)			
	1	2024	37,200
	2	2025	41,850
Total			79,050
99006023 - MICHAEL KAMANDA MAINA (DOJ : 01/03/2024)			
	1	2024	128,340
	2	2025	132,525
Total			260,865
99006040 - DIANA MUTHONI WAMWERE (DOJ : 01/04/2024)			
	1	2024	51,150
	2	2025	53,475
Total			104,625
99006041 - MERCY CHEPKORIR TANUI (DOJ : 01/04/2024)			
	1	2024	128,340
	2	2025	132,525
Total			260,865
99006042 - SIMON SATIA WANJALA (DOJ : 01/04/2024)			
	1	2024	83,700
	2	2025	86,955
Total			170,655
99006061 - RONALD KIPCHUMBA (DOJ : 01/06/2024)			
	1	2024	128,340
	2	2025	128,340
Total			256,680
99006072 - MICHAEL GACHUNGA WAINAINA (DOJ : 08/07/2024)			
	1	2024	86,025
	2	2025	103,230
Total			189,255
99006074 - SUSAN WAIRIMU NGURE (DOJ : 01/07/2024)			
	1	2024	42,625
	2	2025	51,150
Total			93,775
99006080 - LABAN KAMAU CHEGE (DOJ : 01/08/2024)			
	1	2024	55,025
	2	2025	66,030
Total			121,055
99006084 - DAVID WAWERU WAIGANJO (DOJ : 01/08/2024)			

*The National Assembly
Annual Report and Financial Statements for the period ended 30th June, 2025.*

	1	2024	44,020
	2	2025	66,030
Total			110,050
99006094 - MERCY KERUBO ONYIEGO (DOJ : 01/08/2024)			
	1	2024	85,560
	2	2025	128,340
Total			213,900
99006102 - CELESTINE SIMIYU MUTAKI (DOJ : 15/08/2024)			
	1	2024	161,820
	2	2025	304,110
Total			465,930
99006104 - JEMIMAH NEKESA KITUYI (DOJ : 15/08/2024)			
	1	2024	34,100
	2	2025	51,150
Total			85,250
99006105 - RONALD KIPKIRUI SANG (DOJ : 15/08/2024)			
	1	2024	34,100
	2	2025	51,150
Total			85,250
99006106 - JESSE WATILA CHENGE (DOJ : 15/08/2024)			
	1	2024	68,820
	2	2025	103,230
Total			172,050
99006115 - SAMUEL MWANGI WAMBUI (DOJ : 08/08/2024)			
	1	2024	44,020
	2	2025	66,030
Total			110,050
99006116 - ASHA JAMA YUSUF (DOJ : 08/08/2024)			
	1	2024	85,560
	2	2025	128,340
Total			213,900
99006120 - SILVESTA ARUKHAN DOKHOLE (DOJ : 17/09/2024)			
	1	2024	25,575
	2	2025	51,150
Total			76,725
99006123 - GODFREY OTIENO OYOLA (DOJ : 10/08/2024)			
	1	2024	25,575
	2	2025	51,150
Total			76,725
99006126 - JAMILA MUCHERE MUMANI (DOJ : 01/10/2024)			
	1	2024	64,170
	2	2025	128,340
Total			192,510
99006128 - MOLLINE KINYA MUTHURI (DOJ : 01/11/2024)			
	1	2024	60,450
	2	2025	181,350
Total			241,800
99006129 - VERAH NYAMANGA OGAO (DOJ : 14/10/2024)			
	1	2024	17,205

The National Assembly
Annual Report and Financial Statements for the period ended 30th June, 2025.

	2	2025	103,230
Total			120,435
99006130 - PETER GICHUA CHEGE (DOJ : 01/10/2024)			
	1	2024	60,450
	2	2025	181,350
Total			241,800
99006133 - ENOCK ODHIAMBO KICHE (DOJ : 09/08/2024)			
	1	2024	17,050
	2	2025	51,150
Total			68,200
99006134 - DIANA AKINYI OWINO (DOJ : 09/08/2024)			
	1	2024	17,050
	2	2025	51,150
Total			68,200
99006135 - PETER ARON ODIRA (DOJ : 09/08/2024)			
	1	2024	12,400
	2	2025	37,200
Total			49,600
99006136 - MOSES MIDIANGA OTIENO (DOJ : 09/08/2024)			
	1	2024	42,780
	2	2025	128,340
Total			171,120
99006137 - WINNIE ACHIENG OKWACH (DOJ : 09/08/2024)			
	1	2024	42,780
	2	2025	128,340
Total			171,120
99006138 - SHANTAL VALERIE ONYANGO (DOJ : 09/08/2024)			
	1	2024	60,450
	2	2025	181,350
Total			241,800
99006139 - ANNETTE WAIHERERO KIIRU (DOJ : 09/08/2024)			
	1	2024	84,630
	2	2025	253,890
Total			338,520
99006176 - EVANS OVAMBA KIGANDA (DOJ : 19/12/2024)			
	1	2025	211,575
Total			211,575
99006177 - ANDREW WEKESA MASINDE (DOJ : 19/12/2024)			
	1	2025	69,750
Total			69,750
99006178 - ANTONY NJOROGE (DOJ : 01/01/2025)			
	1	2025	106,950
Total			106,950
99006183 - DEBORAH DAMA JEFWA (DOJ : 14/01/2025)			
	1	2025	31,000
Total			31,000
99006185 - PAUL OTIYO MUKUNA (DOJ : 07/01/2025)			
	1	2025	86,025
Total			86,025

The National Assembly
Annual Report and Financial Statements for the period ended 30th June, 2025.

99006198 - BRIAN OKEYO OUMA (DOJ : 01/04/2025)			
	1	2025	25,575
Total			25,575
99006201 - BEVERLY ROSE ATANDI (DOJ : 01/04/2025)			
99004775 - EVANS OGWE BWANGY (DOJ : 06/12/2022)			
	1	2024	172,153
	2	2025	253,890
Total			426,043
99004776 - FRIDAH KANANU MURITHI (DOJ : 16/11/2022)			
	1	2024	131,440
	2	2025	214,830
Total			346,270
99004780 - SETH ODONGO ORUCHO (DOJ : 16/12/2022)			
	1	2024	123,380
	2	2025	181,350
Total			304,730
99005760 - JUDY ACHIENG KABILLAH (DOJ : 01/12/2022)			
	1	2024	146,113
	2	2025	214,830
Total			360,943
	1	2025	64,170
Total			64,170
99006203 - ERNEST KARUMBA GITAMA (DOJ : 01/04/2025)			
	1	2025	33,015
Total			33,015
99006205 - ROSELYNE NAKHUMICHA WANYONYI (DOJ : 01/04/2025)			
	1	2025	18,600
Total			18,600
99006207 - KEVIN OCHIENG ADERO (DOJ : 04/04/2025)			
	1	2025	8,525
Total			8,525
99006209 - JULIA GATHONI NJOROGE (DOJ : 01/05/2025)			
	1	2025	60,450
Total			60,450
99006216 - SHARON CHEBET CHOGE (DOJ : 08/05/2025)			
	1	2025	21,390
			21,390
Total Gratuity for Financial Year 2024-2025			43,737,890
Gratuity for Financial Year 2024-2025-Paid			0
Gratuity for Financial Year 2024-2025-Unpaid			43,737,890

APPENDIX XII: BANK RECONCILIATION STATEMENT

REPUBLIC OF KENYA Page 1 of 19
BANK RECONCILIATION

F.O. 30 REC- THE NATIONAL ASSEMBLY
From Date : 01-JUN-25 To : 30-JUN-25
Bank : Central Bank of Kenya , Branch : Haile Selassie , Account Number : 1000245441

Balance as per bank certificate	438,076,393.65
Less --	
1. Payment in Cash Book not yet recorded in Bank Statement (Unpresented Cheques)	667,625,819.05
2. Receipts in Bank Statement not yet recorded in Cash Book	
Add --	
3. Payment in Bank Statement not yet recorded in Cash Book	
4. Receipts in Cash Book not yet Recorded in Bank Statement	235,686,125.85
Bank Balance as per Cash Book	6,136,700.45

Reconciled by: *V. macharia* Signature: *[Signature]* Date:

Reviewed by: *A. Mwangi* Signature: *[Signature]* Date: *04/07/25*

Approved by: *Annexie Mairida* Signature: *[Signature]* Date: *4/7/25*

The National Assembly
Annual Report and Financial Statements for the period ended 30th June, 2025.

F.O. 30

REPUBLIC OF KENYA
BANK RECONCILIATION

Page 2 of 19

From Date : 01-JUN-25 To : 30-JUN-25 REC- THE NATIONAL ASSEMBLY
Bank : Central Bank of Kenya , Branch : Haile Selassie , Account Number : 1000245441

I. PAYMENTS IN CASH BOOK NOT YET RECORDED IN BANK STATEMENT (UNPRESENTED CHEQUES)			
Cheque		Payee	Amount
No	Date		
12307921	27-JUN-25	THE STAR PUBLICATIONS LIMITED	166,440.00
12307922	27-JUN-25	SYDNEY KIPCHIRCHIR KILI	527,780.00
12307923	27-JUN-25	Letrum Agency	399,000.00
12307924	27-JUN-25	LIBKEN AGENCIES COMPANY LIMITED	115,500.00
12307925	27-JUN-25	ABDIKANI IBRAHIM	72,540.00
12307926	27-JUN-25	KER KASSIM UMUL	1,069,120.00
12307927	27-JUN-25	ODIWOUR KHODHE PHELIX	314,860.00
12307928	27-JUN-25	KIBET KOMINGOI KIRUI	1,152,320.00
12307929	27-JUN-25	EDWARD MURIU KAMAU	1,008,280.00
12307930	27-JUN-25	IHANDA ZAHEER	1,152,320.00
12307931	27-JUN-25	DEUX ARGYLE REALTORS LIMITED	287,456.90
12307932	27-JUN-25	DEUX ARGYLE REALTORS LIMITED	141,517.25
12307933	27-JUN-25	ROBERT KIVUTI NYAGA	717,840.00
12307934	27-JUN-25	TRACY CHEBET KOSKEI	1,117,280.00
12307935	27-JUN-25	DENNIS OGECHI MOGARE	105,000.00
12307936	27-JUN-25	SALAT ABDI ALI	610,480.00
12307937	27-JUN-25	THE STANDARD GROUP LIMITED	283,860.00
12307938	27-JUN-25	NATIONAL ASSEMBLY STANDING IMPREST	2,183,660.00
12307939	27-JUN-25	NATIONAL ASSEMBLY STANDING IMPREST	231,140.00
12307940	27-JUN-25	NATIONAL ASSEMBLY STANDING IMPREST	546,000.00
12307941	27-JUN-25	SAROVA WHITESANDS BEACH RESORT AND SPA	801,931.05
12307942	27-JUN-25	JAMES MAINA MACHARIA	477,860.00
12307943	27-JUN-25	WINDSOR GOLF HOTEL AND COUNTRY CLUB	530,689.65
12307944	27-JUN-25	JOSEPHAT ONCHANGWA MOTONU	630,480.00
12307945	27-JUN-25	COMMISSIONER OF VAT	2,920.00
12307946	27-JUN-25	COMMISSIONER OF VAT	7,000.00
12307947	27-JUN-25	COMMISSIONER OF VAT	14,068.95
12307948	27-JUN-25	COMMISSIONER OF VAT	4,267.25
12307949	27-JUN-25	COMMISSIONER OF VAT	9,310.35
12307950	27-JUN-25	COMMISSIONER OF VAT	5,043.10
12307951	27-JUN-25	COMMISSIONER OF VAT	2,482.75
12307952	27-JUN-25	COMMISSIONER OF VAT	4,980.00
12307953	27-JUN-25	COMMISSIONER OF VAT	1,633.60
12307954	27-JUN-25	JOSEPH AIRO OKONGO	687,680.00
12307955	27-JUN-25	NAIROBI SPORTS HOUSE LIMITED	93,116.40
12307956	27-JUN-25	JOSHUA CHEPYEGON KANDIE	859,560.00
12307957	27-JUN-25	GEORGE KARIUKI MACHARIA	1,152,320.00
12307958	27-JUN-25	Reliance Hotels Limited	243,232.75
60135348	14-JUN-25	NATIONAL ASSEMBLY STANDING IMPREST	9,870.00
60135632	18-JUN-25	NATIONAL ASSEMBLY STANDING IMPREST	292,500.00
60135822	18-JUN-25	PARLIAMENTARIANS SAVINGS AND CREDIT COOPERATIVE SOCIETY	1,500,000.00
60135824	18-JUN-25	DAVID NJUGUNA KIARAHO	257,952.00
60136032	19-JUN-25	NATIONAL ASSEMBLY STANDING IMPREST	92,000.00
60136173	19-JUN-25	BUNGE COOPERATIVE SAVINGS AND CREDIT SOCIETY LIMITED	300,000.00
60136174	19-JUN-25	BUNGE COOPERATIVE SAVINGS AND CREDIT SOCIETY LIMITED	100,000.00
60136177	19-JUN-25	NATIONAL ASSEMBLY STANDING IMPREST	2,755,100.00
60136178	19-JUN-25	NATIONAL ASSEMBLY STANDING IMPREST	3,583,212.50
60136179	19-JUN-25	NATIONAL ASSEMBLY STANDING IMPREST	3,392,400.50
60136181	19-JUN-25	NATIONAL ASSEMBLY STANDING IMPREST	2,934,124.65
60136182	19-JUN-25	NATIONAL ASSEMBLY STANDING IMPREST	2,518,016.50
60136185	19-JUN-25	NATIONAL ASSEMBLY STANDING IMPREST	1,261,716.70
60136395	21-JUN-25	KANGUNDO CONSTITUENCY OFFICE	242,802.50

The National Assembly
Annual Report and Financial Statements for the period ended 30th June, 2025.

F.O. 30

REPUBLIC OF KENYA
BANK RECONCILIATION

Page 3 of 19

From Date : 01-JUN-25 To : 30-JUN-25

REC- THE NATIONAL ASSEMBLY

Bank : Central Bank of Kenya , Branch : Haile Selassie , Account Number : 1000245441

I. PAYMENTS IN CASH BOOK NOT YET RECORDED IN BANK STATEMENT (UNPRESENTED CHEQUES)			
Cheque		Payee	Amount
No	Date		
60136400	21-JUN-25	EMBAKASI WEST CONSTITUENCY	306,957.75
60136403	21-JUN-25	PARLIAMENTARIANS SAVINGS AND CREDIT COOPERATIVE SOCIETY	946,400.00
60136420	22-JUN-25	KISII COUNTY WOMEN REPRESENTATIVE	230,484.00
60136422	22-JUN-25	NATIONAL ASSEMBLY STANDING IMPREST	558,516.00
60136427	22-JUN-25	BONDO CONSTITUENCY OFFICE	484,360.00
60136429	22-JUN-25	BUNGE COOPERATIVE SAVINGS AND CREDIT SOCIETY LIMITED	300,000.00
60136430	22-JUN-25	PARLIAMENTARIANS SAVINGS AND CREDIT COOPERATIVE SOCIETY	1,375,882.00
60136434	22-JUN-25	NATIONAL ASSEMBLY STANDING IMPREST	288,080.00
60136449	22-JUN-25	NATIONAL ASSEMBLY STANDING IMPREST	2,340,310.00
60136450	22-JUN-25	NATIONAL ASSEMBLY STANDING IMPREST	2,019,062.00
60136456	22-JUN-25	NATIONAL ASSEMBLY STANDING IMPREST	3,619,561.50
60136461	23-JUN-25	NATIONAL ASSEMBLY STANDING IMPREST	2,725,100.00
60136462	23-JUN-25	NATIONAL ASSEMBLY STANDING IMPREST	2,804,642.50
60136463	23-JUN-25	NATIONAL ASSEMBLY STANDING IMPREST	2,516,400.50
60136464	23-JUN-25	NATIONAL ASSEMBLY STANDING IMPREST	2,676,623.00
60136502	23-JUN-25	NATIONAL ASSEMBLY STANDING IMPREST	141,318.00
60136547	23-JUN-25	GULED FARAM MAALIM	38,797.00
60136625	24-JUN-25	NATIONAL ASSEMBLY STANDING IMPREST	220,400.00
60136630	25-JUN-25	PARLIAMENTARIANS SAVINGS AND CREDIT COOPERATIVE SOCIETY	1,250,000.00
60136631	25-JUN-25	PARLIAMENTARIANS SAVINGS AND CREDIT COOPERATIVE SOCIETY	945,156.80
60136632	25-JUN-25	PARLIAMENTARIANS SAVINGS AND CREDIT COOPERATIVE SOCIETY	2,115,390.00
60136634	25-JUN-25	NATIONAL ASSEMBLY STANDING IMPREST	476,840.00
60136635	25-JUN-25	NATIONAL ASSEMBLY STANDING IMPREST	637,000.00
60136636	25-JUN-25	NATIONAL ASSEMBLY STANDING IMPREST	834,470.00
60136637	25-JUN-25	NATIONAL ASSEMBLY STANDING IMPREST	115,570.00
60136638	25-JUN-25	NATIONAL ASSEMBLY STANDING IMPREST	182,000.00
60136639	25-JUN-25	OSCAR KIPCHUMBA SUDI	2,690,643.20
60136640	25-JUN-25	BEATRICE KAHAI ADAGALA	1,089,218.40
60136645	25-JUN-25	PARLIAMENTARY CATERING FUND	790.00
60136646	25-JUN-25	PARLIAMENTARY CATERING FUND	550.00
60136647	25-JUN-25	KER KASSIM UMUL	441,606.00
60136650	25-JUN-25	MONICAH MUTHONI MARUBU	843,180.00
60136665	25-JUN-25	PARLIAMENTARIANS SAVINGS AND CREDIT COOPERATIVE SOCIETY	720,000.00
60136666	25-JUN-25	NATIONAL ASSEMBLY STANDING IMPREST	1,259,590.35
60136686	25-JUN-25	PARLIAMENTARY CATERING FUND	39,210.00
60136697	25-JUN-25	ELIJAH NJORE NJORGE	241,846.00
60136710	25-JUN-25	PARLIAMENTARIANS SAVINGS AND CREDIT COOPERATIVE SOCIETY	1,067,158.00
60136716	25-JUN-25	MOSES KIRIMA NGUCHINE	2,045,476.40
60136719	25-JUN-25	PARLIAMENTARY CATERING FUND	9,130.00
60136730	25-JUN-25	PARLIAMENTARY CATERING FUND	13,250.00
60136731	25-JUN-25	PARLIAMENTARY CATERING FUND	42,670.00
60136740	25-JUN-25	PHYLIS JEPKEMOI BARTOO	1,726,269.20
60136750	25-JUN-25	PARLIAMENTARIANS SAVINGS AND CREDIT COOPERATIVE SOCIETY	300,000.00
60136765	25-JUN-25	PARLIAMENTARY CATERING FUND	3,140.00
60136822	25-JUN-25	OSCAR KIPCHUMBA SUDI	72,800.00
60136825	25-JUN-25	DAVID KANGOGO BOWEN	1,456,000.00

The National Assembly
Annual Report and Financial Statements for the period ended 30th June, 2025.

F.O. 30

REPUBLIC OF KENYA
BANK RECONCILIATION

Page 4 of 19

From Date : 01-JUN-25 To : 30-JUN-25

REC- THE NATIONAL ASSEMBLY

Bank : Central Bank of Kenya , Branch : Haile Selassie , Account Number : 1000245441

I. PAYMENTS IN CASH BOOK NOT YET RECORDED IN BANK STATEMENT (UNPRESENTED CHEQUES)			
Cheque		Payee	Amount
No	Date		
60136834	25-JUN-25	BUNGE COOPERATIVE SAVINGS AND CREDIT SOCIETY LIMITED	50,000.00
60136836	25-JUN-25	PARLIAMENTARIANS SAVINGS AND CREDIT COOPERATIVE SOCIETY	300,000.00
60136837	25-JUN-25	PARLIAMENTARIANS SAVINGS AND CREDIT COOPERATIVE SOCIETY	637,000.00
60136838	25-JUN-25	PARLIAMENTARIANS SAVINGS AND CREDIT COOPERATIVE SOCIETY	95,148.80
60136841	25-JUN-25	NATIONAL ASSEMBLY STANDING IMPREST	115,570.00
60136843	25-JUN-25	NATIONAL ASSEMBLY STANDING IMPREST	91,000.00
60136844	25-JUN-25	NATIONAL ASSEMBLY STANDING IMPREST	101,400.00
60136848	25-JUN-25	PARLIAMENTARY CATERING FUND	26,810.00
60136849	25-JUN-25	PARLIAMENTARY CATERING FUND	600.00
60136852	25-JUN-25	PARLIAMENTARY CATERING FUND	114,800.00
60136854	25-JUN-25	PARLIAMENTARY CATERING FUND	4,660.00
60136860	25-JUN-25	AMOS MAINA MWAGO	333,844.00
60136868	25-JUN-25	FERDINAND KEVIN WANYONYI	946,400.00
60137272	25-JUN-25	UGUNJA CONSTITUENCY OFFICE	138,820.00
60137339	25-JUN-25	DANIEL WANYAMA SITATI	1,013,020.00
60137340	25-JUN-25	JOHN KIRAGU CHEGE	999,800.00
60137341	25-JUN-25	JOHN WALUKE KOYI	507,530.00
60137342	25-JUN-25	PARLIAMENTARIANS SAVINGS AND CREDIT COOPERATIVE SOCIETY	500,000.00
60137343	25-JUN-25	PARLIAMENTARIANS SAVINGS AND CREDIT COOPERATIVE SOCIETY	1,435,600.00
60137344	25-JUN-25	PARLIAMENTARIANS SAVINGS AND CREDIT COOPERATIVE SOCIETY	941,210.00
60137346	25-JUN-25	PARLIAMENTARIANS SAVINGS AND CREDIT COOPERATIVE SOCIETY	996,780.00
60137348	25-JUN-25	PARLIAMENTARIANS SAVINGS AND CREDIT COOPERATIVE SOCIETY	1,015,950.00
60137352	25-JUN-25	KITI RICHARD KEN CHONGA	5,672,940.00
60137353	25-JUN-25	JARED ODOYO OKELO	964,170.00
60137355	25-JUN-25	MBITHUKA NIMROD MBAI	873,010.00
60137357	25-JUN-25	PARLIAMENTARY CATERING FUND	6,310.00
60137358	25-JUN-25	PARLIAMENTARY CATERING FUND	11,670.00
60137359	25-JUN-25	PARLIAMENTARY CATERING FUND	1,770.00
60137360	25-JUN-25	PARLIAMENTARY CATERING FUND	590.00
60137361	25-JUN-25	PARLIAMENTARY CATERING FUND	3,560.00
60137362	25-JUN-25	PARLIAMENTARY CATERING FUND	1,200.00
60137363	25-JUN-25	PARLIAMENTARY CATERING FUND	2,200.00
60137364	25-JUN-25	PARLIAMENTARY CATERING FUND	5,190.00
60137365	25-JUN-25	PARLIAMENTARY CATERING FUND	300.00
60137367	25-JUN-25	PARLIAMENTARY CATERING FUND	430.00
60137368	25-JUN-25	PARLIAMENTARY CATERING FUND	4,730.00
60137369	25-JUN-25	PARLIAMENTARY CATERING FUND	6,180.00
60137371	25-JUN-25	PARLIAMENTARY CATERING FUND	3,780.00
60137372	25-JUN-25	PARLIAMENTARY CATERING FUND	3,250.00
60137374	25-JUN-25	PARLIAMENTARY CATERING FUND	1,180.00
60137375	25-JUN-25	PARLIAMENTARY CATERING FUND	3,450.00
60137376	25-JUN-25	PARLIAMENTARY CATERING FUND	8,070.00
60137378	25-JUN-25	PARLIAMENTARY CATERING FUND	4,220.00
60137381	25-JUN-25	JEMATIAH SERGON FLORENCE	941,670.00
60137382	25-JUN-25	ODIWOUR KHODHE PHELIX	794,490.00
60137383	25-JUN-25	GEOFFREY EKESA MULANYA	435,620.00

The National Assembly
Annual Report and Financial Statements for the period ended 30th June, 2025.

REPUBLIC OF KENYA
BANK RECONCILIATION

Page 5 of 19

F.O. 30

From Date : 01-JUN-25 To : 30-JUN-25 REC- THE NATIONAL ASSEMBLY
Bank : Central Bank of Kenya , Branch : Haile Selassie , Account Number : 1000245441

I. PAYMENTS IN CASH BOOK NOT YET RECORDED IN BANK STATEMENT (UNPRESENTED CHEQUES)			
Cheque		Payee	Amount
No	Date		
60137384	25-JUN-25	NABII NABWERA DAMAJA	214,950.00
60137385	25-JUN-25	GEORGE N. GACHAGUA	1,018,900.00
60137386	25-JUN-25	PHILIP GICHOHI KAGUCHI JOHN	2,682,200.00
60137387	25-JUN-25	KIPSANAI KORIR ADAMS	1,011,130.00
60137388	25-JUN-25	ANNE MURATHA	2,255,030.00
60137392	25-JUN-25	DAVID GIKARIA	566,230.00
60137395	25-JUN-25	JANET JEPKEMBOI SITIENEI	1,451,660.00
60137398	25-JUN-25	PARLIAMENTARY CATERING FUND	4,340.00
60137399	25-JUN-25	PARLIAMENTARY CATERING FUND	1,890.00
60137400	25-JUN-25	PARLIAMENTARY CATERING FUND	4,560.00
60137401	25-JUN-25	PARLIAMENTARY CATERING FUND	970.00
60137402	25-JUN-25	PARLIAMENTARY CATERING FUND	51,330.00
60137412	25-JUN-25	PARLIAMENTARY CATERING FUND	16,170.00
60137416	25-JUN-25	MUNGA CHIFOROMODO MANGALE	505,370.00
60137421	25-JUN-25	PETER MBOGHO MWANG'OMBE	434,910.00
60137425	25-JUN-25	TOM JOSEPH FRANCIS KAJWANG'	563,610.00
60137428	25-JUN-25	JAMES MWANGI GAKUYA	649,178.40
60137548	26-JUN-25	NATIONAL ASSEMBLY STANDING IMPREST	2,500,000.00
60137567	26-JUN-25	NATIONAL ASSEMBLY STANDING IMPREST	1,976,000.00
60137569	26-JUN-25	NATIONAL ASSEMBLY STANDING IMPREST	2,840,500.00
60137570	26-JUN-25	NATIONAL ASSEMBLY STANDING IMPREST	2,593,500.00
60137573	26-JUN-25	SUSAN CHEROTICH MARITIM	75,643.00
60137574	26-JUN-25	9265 GCS PARLIAMENTARY SERVICE COMMISSION STAFF RETIREMENT BENEFITS SCHEME	915,562.50
60137576	26-JUN-25	9265 GCS PARLIAMENTARY SERVICE COMMISSION STAFF RETIREMENT BENEFITS SCHEME	2,205,158.15
60137579	26-JUN-25	Pearl Beach Hotels Limited	1,540,081.05
60137580	26-JUN-25	KENYA AIRWAYS PLC	809,575.00
60137625	27-JUN-25	RAEL CHEPKEMOI KASIWA	728,000.00
60137636	27-JUN-25	MOIBEN CONSTITUENCY OFFICE	864,075.00
60137659	27-JUN-25	NATIONAL ASSEMBLY STANDING IMPREST	412,944.00
60137704	27-JUN-25	BUNGE STAFF CLUB	1,414,113.00
60137705	27-JUN-25	RED COURT HOTEL	23,586.20
60137706	27-JUN-25	PRIMATE TOURS	3,435,880.00
60137707	27-JUN-25	AFRICAN TOUCH SAFARIS LIMITED	970,570.00
60137717	27-JUN-25	FLIGHT CENTER TRAVEL LIMITED	6,886,685.00
60137718	27-JUN-25	KENYA AIRWAYS PLC	1,615,990.00
60137719	27-JUN-25	KENYA AIRWAYS PLC	1,298,380.00
60137720	27-JUN-25	THE PANARI HOTEL	135,325.85
60137721	27-JUN-25	SCHOFRAH TOURS AND TRAVEL	519,840.00
60137722	27-JUN-25	AIRTREK TOURS AND TRAVEL	547,200.00
60137723	27-JUN-25	Lifestyle Adventures Limited	722,327.60
60137724	27-JUN-25	Chesscars Logistics Limited	79,800.00
60137725	27-JUN-25	BIGMAN TRAVEL AND HOLIDAYS LIMITED	70,000.00
60137726	27-JUN-25	BIGMAN TRAVEL AND HOLIDAYS LIMITED	2,161,780.00
60137727	27-JUN-25	Lake Naivasha Resort Limited	330,206.90
60137729	27-JUN-25	SAROVA WHITESANDS BEACH RESORT AND SPA	1,133,120.70
60137730	27-JUN-25	PRIDEINN PARADISE BEACH RESORT	52,823.30
60137735	27-JUN-25	FLIGHT CENTER TRAVEL LIMITED	9,583,375.00
60137736	27-JUN-25	PRO FLIGHT LTD	909,846.00
60137737	27-JUN-25	Lake Naivasha Resort Limited	1,453,500.00
60137738	27-JUN-25	Jubatus Travel Limited	1,395,619.00
60137739	27-JUN-25	DORIQUE AIR TRAVEL AND TOURS LIMITED	865,000.00

The National Assembly
Annual Report and Financial Statements for the period ended 30th June, 2025.

F.O. 30

REPUBLIC OF KENYA
BANK RECONCILIATION

Page 6 of 19

From Date : 01-JUN-25 To : 30-JUN-25 REC- THE NATIONAL ASSEMBLY
Bank : Central Bank of Kenya , Branch : Haile Selassie , Account Number : 1000245441

I. PAYMENTS IN CASH BOOK NOT YET RECORDED IN BANK STATEMENT (UNPRESENTED CHEQUES)			
Cheque		Payee	Amount
No	Date		
60137741	27-JUN-25	Trawell Company Limited	606,655.00
60137742	27-JUN-25	FLY SMOOTH TOURS AND TRAVEL LTD	119,400.00
60137743	27-JUN-25	FLY SMOOTH TOURS AND TRAVEL LTD	34,300.00
60137752	27-JUN-25	NATIONAL ASSEMBLY STANDING IMPREST	1,600,000.00
60137753	27-JUN-25	nssf	24,825,039.00
60137754	27-JUN-25	JACKSON KIPKEMOI KOSGEI	436,800.00
60137755	27-JUN-25	ALVIN JACOB JUMA	840,000.00
60137756	27-JUN-25	ALVIN JACOB JUMA	2,177,850.00
60137757	27-JUN-25	LIKUYANI CONSTITUENCY OFFICE	194,815.15
60137758	27-JUN-25	LUGARI CONSTITUENCY OFFICE	119,600.00
60137759	27-JUN-25	nssf	336,540.00
60137760	27-JUN-25	TRAVELLERS BEACH HOTEL	760,006.55
60137761	27-JUN-25	SAROVA WHITESANDS BEACH RESORT AND SPA	881,534.50
60137762	27-JUN-25	SAROVA STANLEY	132,082.75
60137772	27-JUN-25	Pearl Beach Hotels Limited	39,310.35
60137773	27-JUN-25	LEGEND HOTELS LIMITED	136,210.35
60137774	27-JUN-25	Reliance Hotels Limited	123,827.60
60137775	27-JUN-25	NAIVASHA COUNTRY HOTEL LIMITED	424,551.70
60137776	27-JUN-25	MWERU HOTEL HOLDINGS LIMITED	946,396.55
60137777	27-JUN-25	WAAN ENTERPRISES LIMITED	413,893.70
60137778	27-JUN-25	PRIMATE TOURS	3,227,240.00
60137781	27-JUN-25	oasi beach management limited	50,317.25
60137782	27-JUN-25	PRO FLIGHT LTD	892,112.00
60137783	27-JUN-25	KENYA AIRWAYS PLC	8,413,415.00
60137784	27-JUN-25	KENYA AIRWAYS PLC	2,022,960.00
60137785	27-JUN-25	KENYA AIRWAYS PLC	38,545.00
60137786	27-JUN-25	KENYA AIRWAYS PLC	317,130.00
60137787	27-JUN-25	KENYA AIRWAYS PLC	889,815.00
60137788	27-JUN-25	KENYA AIRWAYS PLC	68,500.00
60137789	27-JUN-25	KENYA AIRWAYS PLC	498,760.00
60137790	27-JUN-25	KENYA AIRWAYS PLC	1,376,890.00
60137791	27-JUN-25	KENYA AIRWAYS PLC	1,424,240.00
60137792	27-JUN-25	Lake Naivasha Resort Limited	198,910.35
60137793	27-JUN-25	AFRICAN TOUCH SAFARIS LIMITED	7,639,170.00
60137794	27-JUN-25	AFRICAN TOUCH SAFARIS LIMITED	98,000.00
60137799	27-JUN-25	OLE SERENI HOTEL	5,308,488.60
60137800	27-JUN-25	NAIVASHA COUNTRY HOTEL LIMITED	283,034.50
60137801	27-JUN-25	FLY SMOOTH TOURS AND TRAVEL LTD	11,411,900.00
60137802	27-JUN-25	FLY SMOOTH TOURS AND TRAVEL LTD	2,183,180.00
60137803	27-JUN-25	JESVILLE SOLUTIONS	6,115,117.25
60137805	27-JUN-25	Cape Media Limited	3,439,655.15
60137806	27-JUN-25	CFAO MOBILITY KENYA LIMITED	247,673.85
60137807	27-JUN-25	CFAO MOBILITY KENYA LIMITED	64,679.30
60137808	27-JUN-25	CFAO MOBILITY KENYA LIMITED	204,479.65
60137809	27-JUN-25	CFAO MOBILITY KENYA LIMITED	79,558.25
60137810	27-JUN-25	CFAO MOBILITY KENYA LIMITED	72,455.85
60137811	27-JUN-25	CFAO MOBILITY KENYA LIMITED	118,482.35
60137812	27-JUN-25	CFAO MOBILITY KENYA LIMITED	41,602.15
60137813	27-JUN-25	CFAO MOBILITY KENYA LIMITED	49,214.60
60137814	27-JUN-25	CFAO MOBILITY KENYA LIMITED	29,387.45
60137815	27-JUN-25	CFAO MOBILITY KENYA LIMITED	107,159.00
60137826	27-JUN-25	GEORGE GITHINJI MUIGA	170,000.00
60137827	27-JUN-25	MARCKDONALD JACOB MATE NDUMO	100,000.00
60137828	27-JUN-25	THE STANDARD GROUP LIMITED	283,860.00
60137829	27-JUN-25	THE STANDARD GROUP LIMITED	283,860.00

The National Assembly
Annual Report and Financial Statements for the period ended 30th June, 2025.

F.O. 30

REPUBLIC OF KENYA
BANK RECONCILIATION

Page 7 of 19

From Date : 01-JUN-25 To : 30-JUN-25

REC- THE NATIONAL ASSEMBLY

Bank : Central Bank of Kenya , Branch : Haile Selassie , Account Number : 1000245441

I. PAYMENTS IN CASH BOOK NOT YET RECORDED IN BANK STATEMENT (UNPRESENTED CHEQUES)			
Cheque		Payee	Amount
No	Date		
60137830	27-JUN-25	AFRICAN TOUCH SAFARIS LIMITED	37,335.00
60137831	27-JUN-25	TRAVELLERS BEACH HOTEL	1,115,627.60
60137832	27-JUN-25	NATIONAL ASSEMBLY STANDING IMPREST	1,105,376.30
60137833	27-JUN-25	SAROVA WHITESANDS BEACH RESORT AND SPA	57,000.00
60137834	27-JUN-25	KENYATTA INTERNATIONAL CONVENTION CENTRE	199,893.45
60137853	27-JUN-25	COMMISSIONER OF VAT	27,144.15
60137854	27-JUN-25	PRO FLIGHT LTD	816,400.00
60137855	27-JUN-25	Pearl Beach Hotels Limited	275,172.40
60137856	27-JUN-25	SPECICOM TECHNOLOGIES LIMITED	2,343,879.30
60137857	27-JUN-25	KENYA AIRWAYS PLC	624,340.00
60137858	27-JUN-25	Reliance Hotels Limited	437,818.95
60137859	27-JUN-25	ALL TYMES TENTS LIMITED	1,031,244.00
60137860	27-JUN-25	ALL TYMES TENTS LIMITED	1,252,614.30
60137861	27-JUN-25	NAIVASHA COUNTRY HOTEL LIMITED	459,931.05
60137862	27-JUN-25	AIRMARCO LIMITED	1,478,560.35
60137863	27-JUN-25	JOJAC INVESTMENTS	2,428,003.45
60137864	27-JUN-25	SCHOFRAH TOURS AND TRAVEL	725,040.00
60137865	27-JUN-25	Chesscars Logistics Limited	328,320.00
60137866	27-JUN-25	BIGMAN TRAVEL AND HOLIDAYS LIMITED	1,320,000.00
60137867	27-JUN-25	BIGMAN TRAVEL AND HOLIDAYS LIMITED	414,420.00
60137868	27-JUN-25	PSC POST RETIREMENT MEDICAL SCHEME	3,132,838.00
60137869	27-JUN-25	FLY SMOOTH TOURS AND TRAVEL LTD	1,763,100.00
60137870	27-JUN-25	MITCHELLE CHRISTINE ACHIENG OUMOM	221,200.00
60137871	27-JUN-25	DEUX ARGYLE REALTORS LIMITED	967,034.50
60137872	27-JUN-25	VINTAGE DRYCLEANERS LIMITED	396,756.35
60137873	27-JUN-25	SAMTON GENERAL SERVICES	2,947,980.70
60137874	27-JUN-25	Cana Pioneers Ltd	1,547,215.85
60137875	27-JUN-25	ABDUL RAHIM DAWOOD	808,990.00
60137876	27-JUN-25	LIKONI CONSTITUENCY OFFICE	655,200.00
60137877	27-JUN-25	BUNGE STAFF CLUB	196,775.40
60137878	27-JUN-25	BUNGE STAFF CLUB	1,290,685.20
60137879	27-JUN-25	CFAO MOBILITY KENYA LIMITED	180,996.60
60137884	27-JUN-25	THE ALBA HOTELS LIMITED	135,129.30
60137885	29-JUN-25	JOSEPH KAMAU KARUGO	584,170.00
60137886	29-JUN-25	LIZA CHELULE	104,000.00
60137887	29-JUN-25	ABDIRAHMAN HARED GOROD	630,480.00
60137888	29-JUN-25	COMMISSIONER OF VAT	3,200.50
60137889	29-JUN-25	COMMISSIONER OF VAT	2,280.00
60137890	29-JUN-25	COMMISSIONER OF VAT	10,980.00
60137891	29-JUN-25	COMMISSIONER OF VAT	1,292.60
60137892	29-JUN-25	COMMISSIONER OF VAT	1,638.05
60137893	29-JUN-25	COMMISSIONER OF VAT	2,136.20
60137894	29-JUN-25	COMMISSIONER OF VAT	4,860.00
60137895	29-JUN-25	COMMISSIONER OF VAT	1,740.80
60137896	29-JUN-25	COMMISSIONER OF VAT	1,618.10
60137897	29-JUN-25	COMMISSIONER OF VAT	2,979.00
60137898	29-JUN-25	COMMISSIONER OF VAT	30,342.20
60137899	29-JUN-25	COMMISSIONER OF VAT	21,284.50
60137900	29-JUN-25	PETER FRANCIS MASARA	104,000.00
60137901	29-JUN-25	GRACE WAHU KARANJA	169,520.00
60137902	29-JUN-25	ALL TYMES TENTS LIMITED	277,020.00
60137903	29-JUN-25	SCHOFRAH TOURS AND TRAVEL	129,960.00
60137904	29-JUN-25	Bere Enterprises Limited	625,860.00
60137905	29-JUN-25	CLIVE GISAIRO OMBANE	546,000.00

The National Assembly
Annual Report and Financial Statements for the period ended 30th June, 2025.

F.O. 30

REPUBLIC OF KENYA
BANK RECONCILIATION

Page 8 of 19

From Date : 01-JUN-25 To : 30-JUN-25

REC- THE NATIONAL ASSEMBLY

Bank : Central Bank of Kenya , Branch : Haile Selassie , Account Number : 1000245441

I. PAYMENTS IN CASH BOOK NOT YET RECORDED IN BANK STATEMENT (UNPRESENTED CHEQUES)			
Cheque		Payee	Amount
No	Date		
60137906	29-JUN-25	GEORGE GAZEMBA JUSA	156,580.00
60137907	29-JUN-25	SUSAN CHEROTICH MARITIM	96,460.00
60137908	29-JUN-25	TRACY CHEBET KOSKEI	104,300.00
60137909	29-JUN-25	SARA PAULATA KORERE	104,000.00
60137910	29-JUN-25	BUNGE STAFF CLUB	169,803.00
60137911	29-JUN-25	BUNGE STAFF CLUB	1,729,504.80
60137912	29-JUN-25	BUNGE STAFF CLUB	1,213,215.50
60137913	29-JUN-25	SAID BAHOLA WALDEA	630,480.00
60137914	29-JUN-25	CFAO MOBILITY KENYA LIMITED	182,427.50
60137915	29-JUN-25	CFAO MOBILITY KENYA LIMITED	92,231.90
60137916	29-JUN-25	CFAO MOBILITY KENYA LIMITED	93,369.95
60137917	29-JUN-25	CFAO MOBILITY KENYA LIMITED	121,764.80
60137918	29-JUN-25	CFAO MOBILITY KENYA LIMITED	73,677.40
60137919	29-JUN-25	CFAO MOBILITY KENYA LIMITED	99,225.20
60137920	29-JUN-25	NATIONAL ASSEMBLY STANDING IMPREST	645,321.00
60137921	29-JUN-25	NATIONAL ASSEMBLY STANDING IMPREST	3,757,800.00
60137922	29-JUN-25	NATIONAL ASSEMBLY STANDING IMPREST	808,990.00
60137923	29-JUN-25	JOSEPH KAMAU KARUGO	43,969.00
60137924	27-JUN-25	PRIMATE TOURS	285,900.00
60137925	27-JUN-25	CFAO MOBILITY KENYA LIMITED	203,491.00
60137926	27-JUN-25	JACJOY INVESTMENTS	1,275,620.70
60137927	27-JUN-25	Cannon Life Assurance(K) Limited	9,870.00
60137928	27-JUN-25	KOSMACS ENTERPRISES	1,841,689.65
60137929	27-JUN-25	JOMOVO ENTERPRISES LIMITED	1,820,855.15
60137930	27-JUN-25	Fahina Limited	2,367,563.80
60137931	27-JUN-25	CFAO MOBILITY KENYA LIMITED	487,457.10
60137932	27-JUN-25	CFAO MOBILITY KENYA LIMITED	18,672,413.80
60137945	27-JUN-25	PRO FLIGHT LTD	1,852,578.00
60137946	27-JUN-25	PRO FLIGHT LTD	2,236,000.00
60137947	27-JUN-25	THE COPY CAT LIMITED	370,500.00
60137948	27-JUN-25	TRIBE HOTEL LIMITED	412,758.60
60137949	27-JUN-25	ROYAL CITY HOTEL LIMITED	566,068.95
60137950	27-JUN-25	Stoni Athi Resort Limited	392,120.70
60137951	27-JUN-25	STEPKI SUPPLIES	2,871,358.05
60137952	27-JUN-25	PARLIAMENTARY CATERING FUND	41,080.00
60137953	27-JUN-25	KEMSA	351,977.15
60137954	27-JUN-25	MBEERE NORTH CONSTITUENCY OFFICE	1,020,140.00
60137955	27-JUN-25	NAROK WEST CONSTITUENCY OFFICE	865,165.00
60137956	27-JUN-25	BOMET COUNTY WOMEN REPRESENTATIVE	869,145.00
60137957	27-JUN-25	MERU COUNTY WOMEN REPRESENTATIVE	862,465.00
60137958	27-JUN-25	KISUMU CENTRAL CONSTITUENCY OFFICE	862,285.00
60137959	27-JUN-25	MAKADARA CONSTITUENCY OFFICE	1,838,100.00
60137960	27-JUN-25	DAGORETTI SOUTH CONSTITUENCY	861,625.00
60137961	27-JUN-25	BUMULA CONSTITUENCY OFFICE	864,015.00
60137962	27-JUN-25	BUURI CONSTITUENCY OFFICE	655,200.00
60137963	27-JUN-25	COUNTY WOMEN REP-KIAMBU	856,435.00
60137964	27-JUN-25	KITUI COUNTY WOMEN REPRESENTATIVE	853,291.00
60137965	27-JUN-25	CHUKA / IGEMBANG'OMBE CONSTITUENCY OFFICE	655,200.00
60137966	27-JUN-25	EMBAKASI WEST CONSTITUENCY	655,200.00
60137967	27-JUN-25	EMBAKASI NORTH COSTITUENCY	655,200.00
60137968	27-JUN-25	KIBWEZI EAST CONSTITUENCY OFFICE	655,200.00
60137969	27-JUN-25	LAIKIPIA EAST CONSTITUENCY OFFICE	863,115.00
60137970	27-JUN-25	LIKONI CONSTITUENCY OFFICE	871,985.00
60137971	27-JUN-25	COMMISSIONER OF VAT	30,413.80

The National Assembly
Annual Report and Financial Statements for the period ended 30th June, 2025.

F.O. 30

REPUBLIC OF KENYA
BANK RECONCILIATION

Page 9 of 19

From Date : 01-JUN-25 To : 30-JUN-25

REC- THE NATIONAL ASSEMBLY

Bank : Central Bank of Kenya , Branch : Haile Selassie , Account Number : 1000245441

I. PAYMENTS IN CASH BOOK NOT YET RECORDED IN BANK STATEMENT (UNPRESENTED CHEQUES)			
Cheque		Payee	Amount
No	Date		
60137972	27-JUN-25	COMMISSIONER OF VAT	8,740.00
60137973	27-JUN-25	COMMISSIONER OF VAT	5,600.00
60137974	27-JUN-25	COMMISSIONER OF VAT	17,000.00
60137975	27-JUN-25	COMMISSIONER OF VAT	22,655.15
60137976	27-JUN-25	COMMISSIONER OF VAT	720.00
60137977	27-JUN-25	COMMISSIONER OF VAT	8,965.50
60137978	27-JUN-25	NATION MEDIA GROUP LIMITED	498,180.00
60137979	27-JUN-25	COMMISSIONER OF VAT	11,616.80
60137980	27-JUN-25	COMMISSIONER OF VAT	21,379.30
60137981	27-JUN-25	JOWASHA ENTERPRISES	1,218,620.70
60137982	27-JUN-25	NAIVASHA COUNTRY HOTEL LIMITED	530,689.65
60137983	27-JUN-25	Lake Naivasha Resort Limited	1,733,586.20
60137984	27-JUN-25	JIMCAB SERVICES LIMITED	319,200.00
60137985	27-JUN-25	SCHOFRAH TOURS AND TRAVEL	969,000.00
60137986	27-JUN-25	SUN N SAND BEACH HOTEL LIMITED	511,034.50
60137987	27-JUN-25	Avix Motors Limited	41,040.00
60137988	27-JUN-25	DEUX ARGYLE REALTORS LIMITED	1,291,344.85
60137989	27-JUN-25	Entergy Investment Limited	662,158.20
60137990	27-JUN-25	COMMISSIONER OF VAT	1,586.20
60137991	27-JUN-25	COMMISSIONER OF VAT	8,740.00
60137992	27-JUN-25	COMMISSIONER OF VAT	9,310.35
60137993	27-JUN-25	NATION MEDIA GROUP LIMITED	498,180.00
60137994	27-JUN-25	LEGEND HOTELS LIMITED	90,413.80
60137997	27-JUN-25	oasi beach management limited	50,317.25
60137998	27-JUN-25	KENYA AIRWAYS PLC	33,430.00
60137999	27-JUN-25	KENYA AIRWAYS PLC	114,715.00
60138000	27-JUN-25	KENYA AIRWAYS PLC	5,836,845.00
60138001	27-JUN-25	KENYA AIRWAYS PLC	532,835.00
60138002	27-JUN-25	Reliance Hotels Limited	444,010.35
60138004	27-JUN-25	Reliance Hotels Limited	1,469,125.85
60138005	27-JUN-25	Turkenya Tours And Safaris Limited	4,645,925.00
60138006	27-JUN-25	AFROMERCH TRAVEL KENYA LIMITED	990,715.00
60138019	27-JUN-25	Pearl Beach Hotels Limited	24,568.95
60138020	27-JUN-25	Pearl Beach Hotels Limited	1,088,994.85
60138021	27-JUN-25	Reliance Hotels Limited	857,063.80
60138022	27-JUN-25	Lake Naivasha Resort Limited	293,844.85
60138023	27-JUN-25	PARLIAMENTARY CATERING FUND	76,410.00
60138024	27-JUN-25	MFI DOCUMENT SOLUTIONS LIMITED	557,123.90
60138025	27-JUN-25	AIRTREK TOURS AND TRAVEL	647,520.00
60138026	27-JUN-25	SOLIDARITY AUTO GENERAL SUPPLIES LIMITED	255,517.25
60138027	27-JUN-25	Tianjin Logistics Limited	492,480.00
60138028	27-JUN-25	swiftcost enterprises	446,880.00
60138029	27-JUN-25	FLY SMOOTH TOURS AND TRAVEL LTD	639,890.00
60138030	27-JUN-25	DEUX ARGYLE REALTORS LIMITED	614,224.15
60138031	27-JUN-25	DEUX ARGYLE REALTORS LIMITED	1,097,987.05
60138032	27-JUN-25	APEX MOTOR MART LIMITED	573,931.05
60138035	27-JUN-25	EASTERN AND SOUTHERN AFRICAN MANAGEMENT INSTITUTE.	1,788,620.70
60138036	27-JUN-25	Amsco Development Solutions Limited	1,830,270.00
60138037	27-JUN-25	oasi beach management limited	50,317.25
60138038	27-JUN-25	COMMISSIONER OF VAT	1,034.50
60138039	27-JUN-25	Pearl Beach Hotels Limited	58,965.50
60138040	27-JUN-25	TRIBE HOTEL LIMITED	2,288,156.90
60138041	27-JUN-25	COMMISSIONER OF VAT	40,143.10
60138042	27-JUN-25	COMMISSIONER OF VAT	882.75

*The National Assembly
Annual Report and Financial Statements for the period ended 30th June, 2025.*

F.O. 30

**REPUBLIC OF KENYA
BANK RECONCILIATION**

Page 10 of 19

From Date : 01-JUN-25 To : 30-JUN-25 REC- THE NATIONAL ASSEMBLY
Bank : Central Bank of Kenya , Branch : Haile Selassie , Account Number : 1000245441

I. PAYMENTS IN CASH BOOK NOT YET RECORDED IN BANK STATEMENT (UNPRESENTED CHEQUES)			
Cheque		Payee	Amount
No	Date		
60138046	27-JUN-25	KWIKWAY WRIGHT INTERNATIONAL	225,720.00
60138047	27-JUN-25	SAROVA WHITESANDS BEACH RESORT AND SPA	90,413.80
60138048	27-JUN-25	SAROVA WHITESANDS BEACH RESORT AND SPA	896,275.85
60138049	27-JUN-25	SERENA HOTEL	25,551.70
60138050	27-JUN-25	KENYATTA INTERNATIONAL CONVENTION CENTRE	1,329,341.20
60138066	27-JUN-25	SUNRAYS RENT A CAR SAFARIS LIMITED	273,600.00
60138067	27-JUN-25	Reliance Hotels Limited	974,700.00
60138068	27-JUN-25	Reliance Hotels Limited	1,005,656.90
60138069	27-JUN-25	SCHOFRAH TOURS AND TRAVEL	1,142,240.70
60138070	27-JUN-25	DEUX ARGYLE REALTORS LIMITED	309,568.95
60138071	27-JUN-25	DEUX ARGYLE REALTORS LIMITED	8,887,479.30
60138072	27-JUN-25	STIMAL OFFICE SUPPLIES LIMITED	2,257,986.20
60138073	27-JUN-25	PHLIN INVESTMENTS LIMITED	5,332,475.05
60138074	27-JUN-25	CFAO MOBILITY KENYA LIMITED	207,764.00
60138075	27-JUN-25	CFAO MOBILITY KENYA LIMITED	4,411,947.40
60138076	27-JUN-25	RED COURT HOTEL	728,224.15
60138077	27-JUN-25	AFRICAN TOUCH SAFARIS LIMITED	1,200,445.00
60138078	27-JUN-25	AFRICAN TOUCH SAFARIS LIMITED	43,200.00
60138079	27-JUN-25	NATIONAL ASSEMBLY STANDING IMPREST	1,111,500.00
60138081	27-JUN-25	FLIGHT CENTER TRAVEL LIMITED	3,291,680.00
60138082	27-JUN-25	PRO FLIGHT LTD	765,700.00
60138083	27-JUN-25	Pearl Beach Hotels Limited	353,793.10
60138084	27-JUN-25	KENYA AIRWAYS PLC	4,585,660.00
60138086	27-JUN-25	KENYA AIRWAYS PLC	49,110.00
60138087	27-JUN-25	KENYA AIRWAYS PLC	1,034,380.00
60138088	27-JUN-25	LEMMY MWIRARIA MUTHURI	696,324.00
60138090	27-JUN-25	Prudential Travels Limited	938,450.00
60138091	27-JUN-25	Prudential Travels Limited	274,150.00
60138092	27-JUN-25	Jubatus Travel Limited	847,860.00
60138093	27-JUN-25	Jubatus Travel Limited	77,300.00
60138094	27-JUN-25	Granite Travel Limited	1,331,570.00
60138095	27-JUN-25	BIGMAN TRAVEL AND HOLIDAYS LIMITED	998,900.00
60138096	27-JUN-25	BIGMAN TRAVEL AND HOLIDAYS LIMITED	1,433,689.00
60138097	27-JUN-25	BIGMAN TRAVEL AND HOLIDAYS LIMITED	39,800.00
60138098	27-JUN-25	FLY SMOOTH TOURS AND TRAVEL LTD	687,800.00
60138099	27-JUN-25	FLY SMOOTH TOURS AND TRAVEL LTD	29,500.00
60138100	27-JUN-25	NORTHWOOD AGENCIES LIMITED	3,419,088.40
60138101	27-JUN-25	NORTHWOOD AGENCIES LIMITED	2,429,388.00
60138102	27-JUN-25	NORTHWOOD AGENCIES LIMITED	4,239,591.20
60138103	27-JUN-25	NORTHWOOD AGENCIES LIMITED	2,804,880.00
60138106	27-JUN-25	NATION MEDIA GROUP LIMITED	498,180.00
60138107	27-JUN-25	Lifestyle Adventures Limited	157,320.00
60138108	27-JUN-25	THARAKA NITHI WOMEN REPRESENTATIVE	505,498.80
60138109	27-JUN-25	NATIONAL ASSEMBLY STANDING IMPREST	1,508,921.20
60138110	27-JUN-25	PARLIAMENTARIANS SAVINGS AND CREDIT COOPERATIVE SOCIETY	1,500,000.00
60138111	27-JUN-25	PARLIAMENTARIANS SAVINGS AND CREDIT COOPERATIVE SOCIETY	330,000.00
60138112	27-JUN-25	PARLIAMENTARIANS SAVINGS AND CREDIT COOPERATIVE SOCIETY	500,000.00
60138113	27-JUN-25	PARLIAMENTARIANS SAVINGS AND CREDIT COOPERATIVE SOCIETY	450,000.00
60138114	27-JUN-25	PARLIAMENTARIANS SAVINGS AND CREDIT COOPERATIVE SOCIETY	100,000.00

The National Assembly
Annual Report and Financial Statements for the period ended 30th June, 2025.

F.O. 30

REPUBLIC OF KENYA
BANK RECONCILIATION

Page 11 of 19

From Date : 01-JUN-25 To : 30-JUN-25 REC- THE NATIONAL ASSEMBLY
Bank : Central Bank of Kenya , Branch : Haile Selassie , Account Number : 1000245441

I. PAYMENTS IN CASH BOOK NOT YET RECORDED IN BANK STATEMENT (UNPRESENTED CHEQUES)			
Cheque		Payee	Amount
No	Date		
60138115	27-JUN-25	SAMUEL KIPRONO CHEPKONGA	19,110.00
60138116	27-JUN-25	NATIONAL ASSEMBLY STANDING IMPREST	32,760.00
60138119	27-JUN-25	Northgate Resort Limited	31,920.00
60138120	27-JUN-25	DEUX ARGYLE REALTORS LIMITED	104,762.05
60138122	27-JUN-25	SUNRAYS RENT A CAR SAFARIS LIMITED	465,120.00
60138123	29-JUN-25	PARLIAMENTARIANS SAVINGS AND CREDIT COOPERATIVE SOCIETY	700,000.00
60138124	27-JUN-25	PARLIAMENTARIANS SAVINGS AND CREDIT COOPERATIVE SOCIETY	900,000.00
60138125	29-JUN-25	PARLIAMENTARIANS SAVINGS AND CREDIT COOPERATIVE SOCIETY	320,000.00
60138126	27-JUN-25	PARLIAMENTARIANS SAVINGS AND CREDIT COOPERATIVE SOCIETY	800,000.00
60138128	29-JUN-25	CFAO MOBILITY KENYA LIMITED	84,994.85
60138129	29-JUN-25	COMMISSIONER OF VAT	1,491.15
60138130	27-JUN-25	KITUTU CHACHE NORTH CONSTITUENCY OFFICE	868,645.00
60138131	27-JUN-25	LANGATA CONSTITUENCY OFFICE	858,405.00
60138132	27-JUN-25	PARLIAMENTARY CATERING FUND	1,692,890.00
60138133	27-JUN-25	PARLIAMENTARY CATERING FUND	32,280.00
60138134	27-JUN-25	PARLIAMENTARY CATERING FUND	157,260.00
60138135	27-JUN-25	PARLIAMENTARY CATERING FUND	160,810.00
60138136	27-JUN-25	PARLIAMENTARY CATERING FUND	31,690.00
60138137	27-JUN-25	PARLIAMENTARY CATERING FUND	970.00
60138138	27-JUN-25	PARLIAMENTARY CATERING FUND	567,590.00
60138139	27-JUN-25	PARLIAMENTARY CATERING FUND	120,500.00
60138140	27-JUN-25	PARLIAMENTARY CATERING FUND	46,620.00
60138141	27-JUN-25	PARLIAMENTARY CATERING FUND	48,940.00
60138142	27-JUN-25	PARLIAMENTARY CATERING FUND	743,240.00
60138143	27-JUN-25	PARLIAMENTARY CATERING FUND	29,000.00
60138144	27-JUN-25	PARLIAMENTARY CATERING FUND	50,200.00
60138145	27-JUN-25	PARLIAMENTARY CATERING FUND	63,760.00
60138146	27-JUN-25	NATIONAL ASSEMBLY STANDING IMPREST	144,040.00
60138147	27-JUN-25	TIGANIA EAST CONSTITUENCY OFFICE	2,498,520.00
60138148	27-JUN-25	NATIONAL ASSEMBLY STANDING IMPREST	1,365,000.00
60138149	27-JUN-25	NATIONAL ASSEMBLY STANDING IMPREST	270,446.35
60138150	27-JUN-25	EDWARD OKU KAUNYA	119,210.00
60138151	27-JUN-25	YUSSUF ADAN HAJI	41,080.00
60138152	27-JUN-25	KYULE MULI FABIAN	219,960.00
60138153	27-JUN-25	MONICAH MUTHONI MARUBU	953,680.00
60138154	27-JUN-25	ANTHONY KENGA MUPE	859,560.00
60138155	27-JUN-25	KATHLEEN NANZALA	27,300.00
60138156	27-JUN-25	ANGELA JEPKEMBOI	72,540.00
60138157	27-JUN-25	COMMISSIONER OF VAT	2,480.00
60138158	27-JUN-25	KENYA AIRWAYS PLC	813,455.00
60138159	27-JUN-25	KENYA AIRWAYS PLC	109,560.00
60138160	27-JUN-25	KENYA AIRWAYS PLC	185,980.00
60138161	27-JUN-25	KENYA AIRWAYS PLC	1,575,075.00
60138162	27-JUN-25	KENYA AIRWAYS PLC	32,760.00
60138163	27-JUN-25	KENYA AIRWAYS PLC	65,300.00
60138164	27-JUN-25	KENYA AIRWAYS PLC	1,679,940.00
60138165	27-JUN-25	KENYA AIRWAYS PLC	749,570.00
60138166	27-JUN-25	KENYA AIRWAYS PLC	570,150.00
60138167	27-JUN-25	KENYA AIRWAYS PLC	684,200.00
60138168	27-JUN-25	LE MONDE TRADING INTERNATIONAL limited	2,947,852.90
60138169	27-JUN-25	SERENA HOTEL	1,140,000.00

The National Assembly
Annual Report and Financial Statements for the period ended 30th June, 2025.

F.O. 30

REPUBLIC OF KENYA
BANK RECONCILIATION

Page 12 of 19

From Date : 01-JUN-25 To : 30-JUN-25 REC- THE NATIONAL ASSEMBLY
Bank : Central Bank of Kenya , Branch : Haile Selassie , Account Number : 1000245441

I. PAYMENTS IN CASH BOOK NOT YET RECORDED IN BANK STATEMENT (UNPRESENTED CHEQUES)			
Cheque		Payee	Amount
No	Date		
60138170	27-JUN-25	CATHERINE BURURE	30,000.00
60138171	27-JUN-25	NATIONAL ASSEMBLY STANDING IMPREST	190,000.00
60138172	27-JUN-25	KENYA SCHOOL OF GOVERNMENT	141,360.00
60138173	27-JUN-25	COMMISSIONER OF VAT	20,000.00
60138174	27-JUN-25	COMMISSIONER OF VAT	51,716.70
60138175	27-JUN-25	LUGARI CONSTITUENCY OFFICE	104,000.00
60138176	27-JUN-25	AFRICAN TOUCH SAFARIS LIMITED	3,156,427.00
60138177	27-JUN-25	FAST CHOICE LIMITED	6,370,787.80
60138178	27-JUN-25	SERENA HOTEL	237,680.15
60138179	27-JUN-25	COMMISSIONER OF VAT	4,169.85
60138180	27-JUN-25	COMMISSIONER OF VAT	111,768.20
60138181	27-JUN-25	Granite Travel Limited	1,357,940.00
60138182	27-JUN-25	FLY SMOOTH TOURS AND TRAVEL LTD	290,915.00
60138183	30-JUN-25	NDINDIRI WANJIRU	604,220.00
60138184	30-JUN-25	THE STANDARD GROUP LIMITED	283,860.00
60138185	30-JUN-25	NATIONAL ASSEMBLY STANDING IMPREST	2,745,763.00
60138186	30-JUN-25	SERENA HOTEL	237,896.40
60138187	30-JUN-25	COMMISSIONER OF VAT	4,980.00
60138188	30-JUN-25	COMMISSIONER OF VAT	4,173.60
60138189	30-JUN-25	COMMISSIONER OF VAT	154,919.40
60138190	30-JUN-25	KENYA LITERATURE BUREAU	8,830,404.60
60138191	30-JUN-25	MICHAEL ODUOR OKUMA	18,900.00
60138192	30-JUN-25	Granite Travel Limited	6,524,140.00
60138193	30-JUN-25	MOSES AYUMBA LUVISI	489,770.00
60138194	30-JUN-25	HALAHALA MAPATO WACHU	113,400.00
60138195	30-JUN-25	ANTONY MUGENDI KARIUKI	689,445.00
60138196	30-JUN-25	ANTONY MUGENDI KARIUKI	108,094.00
60138197	30-JUN-25	PETER ARON ODIRA	56,000.00
60138198	30-JUN-25	ERICK MOKAYA NYAMBATI	630,480.00
60138199	30-JUN-25	AHMED ABDULAZIZ KADHI	630,480.00
60138200	30-JUN-25	ZARAS TRAVEL	1,357,775.00
60138201	30-JUN-25	NATIONAL ASSEMBLY STANDING IMPREST	26,390.00
60138202	30-JUN-25	NATIONAL ASSEMBLY STANDING IMPREST	22,000.00
60138203	30-JUN-25	KENYA SCHOOL OF GOVERNMENT	171,220.15
60138204	30-JUN-25	COMMISSIONER OF VAT	3,103.45
60138205	30-JUN-25	COMMISSIONER OF VAT	883.60
60138206	30-JUN-25	COMMISSIONER OF VAT	4,980.00
60138207	30-JUN-25	COMMISSIONER OF VAT	42,254.05
60138208	30-JUN-25	COMMISSIONER OF VAT	3,003.85
60138209	30-JUN-25	NATION MEDIA GROUP LIMITED	283,860.00
60138210	30-JUN-25	THE SPREADEAGLE LIMITED	50,366.40
60138211	30-JUN-25	DEUX ARGYLE REALTORS LIMITED	176,896.55
60138212	30-JUN-25	Ecovista Suppliers Ltd	2,408,480.95
60138213	30-JUN-25	JOSHUA SAPTEN LENAMBET	26,390.00
60138214	30-JUN-25	MARY NDUNGWA MWANGANGI	297,589.00
60138215	30-JUN-25	JOHANA RUTTO KILIMO	455,240.00
60138216	30-JUN-25	JOHNSON NDUYA MUTHAMA	555,360.00
60138217	27-JUN-25	KENYA SCHOOL OF GOVERNMENT	204,516.00
60138218	27-JUN-25	COMMISSIONER OF VAT	4,170.00
60138219	27-JUN-25	COMMISSIONER OF VAT	9,000.00
60138220	27-JUN-25	COMMISSIONER OF VAT	12,870.00
60138222	27-JUN-25	COMMISSIONER OF VAT	3,588.00
60138223	27-JUN-25	ALL TYMES TENTS LIMITED	237,690.00
60138224	27-JUN-25	HAZEVA SOLUTIONS	513,000.00
60138225	27-JUN-25	AFRICASNOWMAN PRODUCTIONS LIMITED	733,590.00

The National Assembly
Annual Report and Financial Statements for the period ended 30th June, 2025.

F.O. 30

REPUBLIC OF KENYA
BANK RECONCILIATION

Page 13 of 19

From Date : 01-JUN-25 To : 30-JUN-25 REC- THE NATIONAL ASSEMBLY
Bank : Central Bank of Kenya , Branch : Haile Selassie , Account Number : 1000245441

I. PAYMENTS IN CASH BOOK NOT YET RECORDED IN BANK STATEMENT (UNPRESENTED CHEQUES)			
Cheque		Payee	Amount
No	Date		
60138227	30-JUN-25	BOMACHOGE BORABU CONSTITUENCY OFFICE	311,285.00
60138228	30-JUN-25	NANDI HILLS CONSTITUENCY OFFICE	332,299.65
60138229	30-JUN-25	BORABU CONSTITUENCY OFFICE	361,947.50
60138230	30-JUN-25	EMUHAYA CONSTITUENCY OFFICE	427,672.20
60138231	30-JUN-25	GARISSA COUNTY WOMEN REPRESENTATIVE	128,256.00
60138232	30-JUN-25	HAMISI CONSTITUENCY OFFICE	289,437.70
60138233	30-JUN-25	WEST POKOT COUNTY WOMEN REPRESENTATIVE	937,940.00
60138234	30-JUN-25	MACHAKOS TOWN CONSTITUENCY OFFICE	305,308.55
60138235	30-JUN-25	MALAVA CONSTITUENCY OFFICE	983,533.00
60138237	30-JUN-25	TIATY CONSTITUENCY OFFICE	44,358.90
60138238	30-JUN-25	KAJIADO COUNTY WOMEN REPRESENTATIVE	222,907.40
60138239	30-JUN-25	KAKAMEGA COUNTY WOMEN REP. OFFICE	60,345.00
60138240	30-JUN-25	MAKUENI COUNTY WOMEN REPRESENTATIVE	8,883.40
60138241	30-JUN-25	NATIONAL ASSEMBLY STANDING IMPREST	21,116.60
60138242	30-JUN-25	NATIONAL ASSEMBLY STANDING IMPREST	305,744.00
60138243	30-JUN-25	NATIONAL ASSEMBLY STANDING IMPREST	311,118.10
60138244	30-JUN-25	NATIONAL ASSEMBLY STANDING IMPREST	935,562.30
60138245	30-JUN-25	NATIONAL ASSEMBLY STANDING IMPREST	193,648.00
60138246	30-JUN-25	NATIONAL ASSEMBLY STANDING IMPREST	812,797.50
60138247	30-JUN-25	NATIONAL ASSEMBLY STANDING IMPREST	1,149,745.00
60138248	30-JUN-25	NATIONAL ASSEMBLY STANDING IMPREST	682,332.60
60138249	30-JUN-25	NATIONAL ASSEMBLY STANDING IMPREST	3,611,373.00
60138250	30-JUN-25	NATIONAL ASSEMBLY STANDING IMPREST	875,791.45
60138251	30-JUN-25	NATIONAL ASSEMBLY STANDING IMPREST	2,651,159.10
60138252	30-JUN-25	NATIONAL ASSEMBLY STANDING IMPREST	140,805.00
60138253	30-JUN-25	NATIONAL ASSEMBLY STANDING IMPREST	1,351,487.80
60138254	30-JUN-25	MERCY KHISA WANYONYI	39,390.00
60138255	30-JUN-25	ERICK MOKAYA NYAMBATI	382,860.00
60138256	30-JUN-25	KASIPUL CONSTITUENCY	232,070.00
60138257	30-JUN-25	DENNIS OSIEMO ABISAI	46,280.00
60138258	30-JUN-25	AFRICAN TOUCH SAFARIS LIMITED	524,160.00
60138259	30-JUN-25	NATIONAL ASSEMBLY STANDING IMPREST	95,000.00
60138261	30-JUN-25	COMMISSIONER OF VAT	22,646.55
60138262	30-JUN-25	COMMISSIONER OF VAT	1,487.25
60138263	30-JUN-25	COMMISSIONER OF VAT	1,569.60
60138264	30-JUN-25	KENYA AIRWAYS PLC	33,430.00
60138265	30-JUN-25	Prideinn Flamingo Beach Resort Limited	227,859.80
60138266	30-JUN-25	Morrisson Printing (k) Limited	84,772.75
60138267	30-JUN-25	TRIBE HOTEL LIMITED	1,290,853.45
60138268	30-JUN-25	Avix Motors Limited	89,466.40
60138269	27-JUN-25	KILGORIS CONSTITUENCY OFFICE	163,840.05
60138270	27-JUN-25	MARAKWET WEST CONSTITUENCY OFFICE	468,713.80
60138271	27-JUN-25	ELGEYO MARAKWET COUNTY WOMEN REPRESENTATIVE	580,368.65
60138272	27-JUN-25	COUNTY WOMEN REP-LAIKIPIA	114,365.00
60138273	27-JUN-25	NATIONAL ASSEMBLY STANDING IMPREST	496,955.00
60138274	27-JUN-25	NATIONAL ASSEMBLY STANDING IMPREST	1,093,686.20
60138275	27-JUN-25	NATIONAL ASSEMBLY STANDING IMPREST	1,796,751.35
60138276	27-JUN-25	PRIDEINN PARADISE BEACH RESORT	2,803,220.70
60138277	27-JUN-25	COMMISSIONER OF VAT	49,179.30
60138278	27-JUN-25	EMBAKASI CENTRAL CONSTITUENCY OFFICE	29,030.00
60138279	27-JUN-25	MVITA CONSTITUENCY OFFICE	202,828.70
60138280	27-JUN-25	TURKANA CENTRAL CONSTITUENCY OFFICE	16,275.00
60138281	27-JUN-25	NATIONAL ASSEMBLY STANDING IMPREST	146,475.00
60138282	27-JUN-25	NATIONAL ASSEMBLY STANDING IMPREST	204,105.15

The National Assembly
Annual Report and Financial Statements for the period ended 30th June, 2025.

F.O. 30

REPUBLIC OF KENYA
BANK RECONCILIATION

Page 14 of 19

From Date : 01-JUN-25 To : 30-JUN-25 REC- THE NATIONAL ASSEMBLY
Bank : Central Bank of Kenya , Branch : Haile Selassie , Account Number : 1000245441

I. PAYMENTS IN CASH BOOK NOT YET RECORDED IN BANK STATEMENT (UNPRESENTED CHEQUES)			
Cheque		Payee	Amount
No	Date		
60138283	27-JUN-25	NATIONAL ASSEMBLY STANDING IMPREST	758,496.30
60138284	27-JUN-25	PRIDEINN PARADISE BEACH RESORT	1,527,403.45
60138285	27-JUN-25	COMMISSIONER OF VAT	26,796.55
60138286	27-JUN-25	FLIGHT CENTER TRAVEL LIMITED	3,346,525.00
60138287	27-JUN-25	KAPENGURIA CONSTITUENCY OFFICE	206,288.60
60138288	27-JUN-25	LAMU WEST CONSTITUENCY OFFICE	106,864.00
60138289	27-JUN-25	UASIN GISHU COUNTY WOMEN REPRESENTATIVE	234,783.80
60138290	27-JUN-25	NATIONAL ASSEMBLY STANDING IMPREST	576,216.20
60138291	27-JUN-25	NATIONAL ASSEMBLY STANDING IMPREST	698,951.40
60138292	27-JUN-25	NATIONAL ASSEMBLY STANDING IMPREST	240,000.00
60138293	27-JUN-25	SAROVA WHITESANDS BEACH RESORT AND SPA	515,948.30
60138294	27-JUN-25	COMMISSIONER OF VAT	1,724.15
60138295	27-JUN-25	COMMISSIONER OF VAT	1,000.00
60138296	27-JUN-25	COMMISSIONER OF VAT	9,051.70
60138297	27-JUN-25	COMMISSIONER OF VAT	4,965.50
60138298	27-JUN-25	COMMISSIONER OF VAT	17,705.15
60138299	27-JUN-25	Jubatus Travel Limited	285,820.00
60138300	27-JUN-25	Jubatus Travel Limited	898,780.00
60138301	27-JUN-25	THE MAVVEL PLACE LIMITED	283,034.50
60138302	27-JUN-25	SAROVA PANAFRIC	98,275.85
60138303	27-JUN-25	WOODLAND HOTELS LIMITED	57,000.00
60138304	27-JUN-25	DEUX ARGYLE REALTORS LIMITED	1,009,194.85
60138305	30-JUN-25	DOUGLAS KATHO	75,500.00
60138306	30-JUN-25	NATIONAL ASSEMBLY STANDING IMPREST	587,050.00
60138307	30-JUN-25	SERENA HOTEL	237,680.15
60138308	30-JUN-25	COMMISSIONER OF VAT	4,174.35
60138309	30-JUN-25	COMMISSIONER OF VAT	4,169.85
60138310	30-JUN-25	PARLIAMENTARY CATERING FUND	259,730.00
60138311	30-JUN-25	PETER ARON ODIRA	16,800.00
60138312	30-JUN-25	Brodifde Solutions Limited	237,937.45
60138969	30-JUN-25	SELLAH MUKHWANA MASILIKANI	526,150.00
60138970	30-JUN-25	LIKUYANI CONSTITUENCY OFFICE	457,721.70
60138971	30-JUN-25	NATIONAL ASSEMBLY STANDING IMPREST	358,999.90
60138972	30-JUN-25	BUSIA COUNTY WOMEN REPRESENTATIVE	356,885.30
60138973	30-JUN-25	NATIONAL ASSEMBLY STANDING IMPREST	1,262,594.70
60138974	30-JUN-25	RED COURT HOTEL	158,224.15
60138975	30-JUN-25	RED COURT HOTEL	206,379.30
60138976	30-JUN-25	NATIONAL ASSEMBLY STANDING IMPREST	35,520.00
60138977	30-JUN-25	NATIONAL ASSEMBLY STANDING IMPREST	48,825.00
60138978	30-JUN-25	NATIONAL ASSEMBLY STANDING IMPREST	303,163.15
60138979	30-JUN-25	NATIONAL ASSEMBLY STANDING IMPREST	220,980.50
60138980	30-JUN-25	FAST CHOICE LIMITED	17,690,200.60
60138981	30-JUN-25	COMMISSIONER OF VAT	4,310.35
60138982	30-JUN-25	COMMISSIONER OF VAT	6,517.25
60138983	30-JUN-25	COMMISSIONER OF VAT	3,960.00
60138984	30-JUN-25	COMMISSIONER OF VAT	3,620.70
60138985	30-JUN-25	COMMISSIONER OF VAT	2,775.85
60138986	30-JUN-25	COMMISSIONER OF VAT	310,354.40
60138987	30-JUN-25	COMMISSIONER OF VAT	9,800.00
60138988	30-JUN-25	COMMISSIONER OF VAT	3,103.45
60138989	30-JUN-25	PILLAR AUDIO VISUAL SERVICES	225,720.00
60138990	30-JUN-25	KENYA AIRWAYS PLC	472,185.00
60138991	30-JUN-25	KENYA AIRWAYS PLC	1,487,550.00
60138992	30-JUN-25	KENYA AIRWAYS PLC	700,905.00
60138993	30-JUN-25	AIRMARC LIMITED	176,896.55

The National Assembly
Annual Report and Financial Statements for the period ended 30th June, 2025.

F.O. 30

REPUBLIC OF KENYA
BANK RECONCILIATION

Page 15 of 19

From Date : 01-JUN-25 To : 30-JUN-25 REC- THE NATIONAL ASSEMBLY
Bank : Central Bank of Kenya , Branch : Haile Selassie , Account Number : 1000245441

I. PAYMENTS IN CASH BOOK NOT YET RECORDED IN BANK STATEMENT (UNPRESENTED CHEQUES)			
Cheque		Payee	Amount
No	Date		
60138994	30-JUN-25	Lifestyle Adventures Limited	558,600.00
60138995	30-JUN-25	SAROVA PANAFRIC	245,689.65
60138996	30-JUN-25	Avian Court Limited	371,482.75
60138997	30-JUN-25	BARINGO SOUTH CONSTITUENCY OFFICE	94,694.50
60138998	30-JUN-25	BURA CONSTITUENCY OFFICE	130,836.85
60138999	30-JUN-25	ISIOLO SOUTH CONSTITUENCY OFFICE	5,280.00
60139000	30-JUN-25	KAJIADO SOUTH CONSTITUENCY OFFICE	5,425.00
60139001	30-JUN-25	COMMISSIONER OF VAT	13,951.70
60139002	30-JUN-25	LEGEND HOTELS LIMITED	795,248.30
60139003	30-JUN-25	THE STANDARD GROUP LIMITED	540,454.35
60139004	30-JUN-25	COMMISSIONER OF VAT	9,481.65
60139005	27-JUN-25	COMMISSIONER OF VAT	2,920.00
60139006	27-JUN-25	THE STAR PUBLICATIONS LIMITED	166,440.00
60139007	27-JUN-25	NATIONAL ASSEMBLY STANDING IMPREST	2,693,261.65
60139008	27-JUN-25	NATIONAL ASSEMBLY STANDING IMPREST	350,100.00
60139009	27-JUN-25	NATIONAL ASSEMBLY STANDING IMPREST	500,100.00
60139010	27-JUN-25	NATIONAL ASSEMBLY STANDING IMPREST	3,922,402.00
60139011	30-JUN-25	BENSON INZOFU MWALE	846,245.00
60139012	30-JUN-25	KENYA SCHOOL OF GOVERNMENT	190,836.00
60139013	30-JUN-25	COMMISSIONER OF VAT	3,348.00
60139014	30-JUN-25	KENYA AIRWAYS PLC	785,695.00
60139015	30-JUN-25	PARLIAMENTARY CATERING FUND	69,490.00
60139016	30-JUN-25	PARLIAMENTARY CATERING FUND	24,450.00
60139017	30-JUN-25	MOSES AYUMBA LUVISI	541,950.00
60139018	30-JUN-25	YASMIN RAMADHAN CHERONO KEITANY	72,540.00
60139019	30-JUN-25	Tacha Tours And Travel Ltd	2,734,800.00
60139020	30-JUN-25	NATIONAL ASSEMBLY STANDING IMPREST	455,000.00
60139021	30-JUN-25	NELSON KIPYEGON KOECH	1,119,560.00
60139022	30-JUN-25	NATIONAL ASSEMBLY STANDING IMPREST	445,240.00
60139023	30-JUN-25	AFRICAN TOUCH SAFARIS LIMITED	1,339,845.00
60139024	30-JUN-25	The Warwick Hotel Limited	257,974.15
60139025	30-JUN-25	COMMISSIONER OF VAT	4,980.00
60139026	30-JUN-25	COMMISSIONER OF VAT	4,525.85
60139027	30-JUN-25	COMMISSIONER OF VAT	16,815.50
60139028	30-JUN-25	NATION MEDIA GROUP LIMITED	283,860.00
60139029	30-JUN-25	Le SovrainSUITS LTD	958,484.50
60139030	30-JUN-25	AFRICAN TOUCH SAFARIS LIMITED	845,310.00
60139031	30-JUN-25	AFRICAN TOUCH SAFARIS LIMITED	1,400,000.00
60139032	30-JUN-25	KENYA AIRWAYS PLC	86,735.00
60139033	30-JUN-25	KENYA AIRWAYS PLC	1,690,850.00
60139034	30-JUN-25	KENYA AIRWAYS PLC	681,210.00
60139035	30-JUN-25	KENYA AIRWAYS PLC	1,916,700.00
60139036	30-JUN-25	KENYA AIRWAYS PLC	1,781,350.00
60139037	30-JUN-25	WILDLIFE RESEARCH AND TRAINING INSTITUTE	552,900.00
60139038	30-JUN-25	WINDSOR GOLF HOTEL AND COUNTRY CLUB	686,979.70
60139039	30-JUN-25	COMMISSIONER OF VAT	14,090.10
60139040	30-JUN-25	COMMISSIONER OF VAT	12,052.30
60139041	30-JUN-25	COMMISSIONER OF VAT	14,060.00
60139042	30-JUN-25	COMMISSIONER OF VAT	8,540.00
60139043	30-JUN-25	COMMISSIONER OF VAT	9,700.00
60139044	30-JUN-25	DEUX ARGYLE REALTORS LIMITED	803,137.10
60139045	30-JUN-25	WILDLIFE RESEARCH AND TRAINING INSTITUTE	486,780.00
60139046	30-JUN-25	WILDLIFE RESEARCH AND TRAINING INSTITUTE	801,420.00
60139047	30-JUN-25	COMMISSIONER OF VAT	1,637.95
60139048	30-JUN-25	WILDLIFE RESEARCH AND TRAINING INSTITUTE	1,107,168.00

The National Assembly
Annual Report and Financial Statements for the period ended 30th June, 2025.

F.O. 30

REPUBLIC OF KENYA
BANK RECONCILIATION

Page 16 of 19

From Date : 01-JUN-25 To : 30-JUN-25 REC- THE NATIONAL ASSEMBLY
Bank : Central Bank of Kenya , Branch : Haile Selassie , Account Number : 1000245441

I. PAYMENTS IN CASH BOOK NOT YET RECORDED IN BANK STATEMENT (UNPRESENTED CHEQUES)			
Cheque		Payee	Amount
No	Date		
60139049	30-JUN-25	Hunters Paradise Cottages Limited	93,362.05
60139050	30-JUN-25	COMMISSIONER OF VAT	19,424.00
60139051	30-JUN-25	COMMISSIONER OF VAT	88,793.95
60139052	30-JUN-25	COLLEGE OF INSURANCE	5,061,256.05
60139053	30-JUN-25	THE STANDARD GROUP LIMITED	283,860.00
60139054	30-JUN-25	THE STANDARD GROUP LIMITED	283,860.00
60139055	30-JUN-25	COMMISSIONER OF VAT	4,980.00
60139056	30-JUN-25	COMMISSIONER OF VAT	4,980.00
60139057	30-JUN-25	COMMISSIONER OF VAT	13,900.00
60139058	30-JUN-25	THE STANDARD GROUP LIMITED	792,300.00
60139059	30-JUN-25	COMMISSIONER OF VAT	26,800.45
60139060	30-JUN-25	AIRMARC LIMITED	1,527,625.65
60139061	30-JUN-25	TURKANA WEST CONSTITUECNY OFFICE	243,300.00
60139062	30-JUN-25	AFRICAN TOUCH SAFARIS LIMITED	65,200.00
60139063	30-JUN-25	NATIONAL ASSEMBLY STANDING IMPREST	699,499.95
60139064	30-JUN-25	COMMISSIONER OF VAT	11,000.00
60139065	30-JUN-25	DIGITAL MARINE SHIP CHANDLERS LIMITED	627,000.00
60139066	30-JUN-25	COMMISSIONER OF VAT	4,980.00
60139067	30-JUN-25	COMMISSIONER OF VAT	10,137.95
60139068	30-JUN-25	NATION MEDIA GROUP LIMITED	283,860.00
60139069	30-JUN-25	CIALA RESORT KENYA LIMITED	577,862.05
60139070	30-JUN-25	BOMET COUNTY WOMEN REPRESENTATIVE	455,875.80
60139071	30-JUN-25	CFAO MOBILITY KENYA LIMITED	130,776.65
60139072	30-JUN-25	NATIONAL ASSEMBLY STANDING IMPREST	1,553,894.20
60139073	30-JUN-25	COMMISSIONER OF VAT	2,294.35
60139074	30-JUN-25	BUNGE COOPERATIVE SAVINGS AND CREDIT SOCIETY LIMITED	200,000.00
60139075	30-JUN-25	NATIONAL ASSEMBLY STANDING IMPREST	87,200.00
60139076	30-JUN-25	COMMISSIONER OF VAT	15,067.25
60139077	30-JUN-25	COMMISSIONER OF VAT	7,503.45
60139078	30-JUN-25	oasi beach management limited	427,696.55
60139079	30-JUN-25	Reliance Hotels Limited	858,832.75
60139080	30-JUN-25	KRA HOUSING FUND CONTRIBUTION COLLECTION ACCOUNT	10,701.15
60139081	30-JUN-25	SOCIAL HEALTH INSURANCE FUND	19,618.75
60139082	30-JUN-25	NATIONAL ASSEMBLY STANDING IMPREST	1,238,803.70
60139083	30-JUN-25	NATIONAL ASSEMBLY STANDING IMPREST	504,186.15
60139084	30-JUN-25	NATIONAL ASSEMBLY STANDING IMPREST	531,233.70
60139085	30-JUN-25	NATIONAL ASSEMBLY STANDING IMPREST	267,792.80
60139086	30-JUN-25	NATIONAL ASSEMBLY STANDING IMPREST	255,208.00
60139087	30-JUN-25	NATIONAL ASSEMBLY STANDING IMPREST	286,782.45
60139088	30-JUN-25	NATIONAL ASSEMBLY STANDING IMPREST	3,335,544.90
60139089	30-JUN-25	KWANZA CONSTITUENCY OFFICE	85,217.55
60139090	30-JUN-25	CHANGAMWE CONSTITUENCY OFFICE	579,755.10
60139091	30-JUN-25	IGEMBE SOUTH CONSTITUENCY OFFICE	109,352.00
60139092	30-JUN-25	BUMULA CONSTITUENCY OFFICE	279,402.45
60139093	30-JUN-25	DAGORETI NORTH CONSTITUENCY	399,151.80
60139094	30-JUN-25	ELDAS CONSTITUENCY OFFICE	216,078.75
60139095	30-JUN-25	NAIVASHA CONSTITUENCY OFFICE	100,487.20
60139096	30-JUN-25	TAVETA CONSTITUENCY OFFICE	428,686.30
60139097	30-JUN-25	VOI CONSTITUENCY OFFICE	162,950.40
60139098	30-JUN-25	MBEERE SOUTH CONSTITUENCY OFFICE	212,766.30
60139099	30-JUN-25	NATIONAL ASSEMBLY STANDING IMPREST	450,821.75
60139100	30-JUN-25	NATIONAL ASSEMBLY STANDING IMPREST	938,808.20
60139101	30-JUN-25	NATIONAL ASSEMBLY STANDING IMPREST	786,030.05

The National Assembly
Annual Report and Financial Statements for the period ended 30th June, 2025.

REPUBLIC OF KENYA
BANK RECONCILIATION

Page 17 of 19

F.O. 30

From Date : 01-JUN-25 To : 30-JUN-25 REC- THE NATIONAL ASSEMBLY
Bank : Central Bank of Kenya , Branch : Haile Selassie , Account Number : 1000245441

I. PAYMENTS IN CASH BOOK NOT YET RECORDED IN BANK STATEMENT (UNPRESENTED CHEQUES)			
Cheque		Payee	Amount
No	Date		
60139102	30-JUN-25	KIBWEZI EAST CONSTITUENCY OFFICE	810,768.35
60139104	30-JUN-25	COMMISSIONER OF VAT	2,494.60
60139105	30-JUN-25	AFROMERCH TRAVEL KENYA LIMITED	48,200.00
60139106	30-JUN-25	CFAO MOBILITY KENYA LIMITED	132,082.75
60139107	30-JUN-25	COMMISSIONER OF VAT	2,317.25
60139109	30-JUN-25	COMMISSIONER OF VAT	9,620.70
60139110	30-JUN-25	DIGITAL MARINE SHIP CHANDLERS LIMITED	548,379.30
60139111	30-JUN-25	NATIONAL ASSEMBLY STANDING IMPREST	668,147.00
60139112	30-JUN-25	NATIONAL ASSEMBLY STANDING IMPREST	185,600.00
60139113	30-JUN-25	KENYA AIRWAYS PLC	32,710.00
60139114	30-JUN-25	KENYA AIRWAYS PLC	66,450.00
60139116	30-JUN-25	PARLIAMENTARIANS SAVINGS AND CREDIT COOPERATIVE SOCIETY	800,000.00
60139117	30-JUN-25	PARLIAMENTARIANS SAVINGS AND CREDIT COOPERATIVE SOCIETY	300,000.00
60139118	30-JUN-25	PARLIAMENTARIANS SAVINGS AND CREDIT COOPERATIVE SOCIETY	287,388.40
60139119	30-JUN-25	NATIONAL ASSEMBLY STANDING IMPREST	238,420.00
60139120	30-JUN-25	NATIONAL ASSEMBLY STANDING IMPREST	91,000.00
60139121	30-JUN-25	NATIONAL ASSEMBLY STANDING IMPREST	146,000.00
60139122	30-JUN-25	NATIONAL ASSEMBLY STANDING IMPREST	26,857.60
60139123	30-JUN-25	NATIONAL ASSEMBLY STANDING IMPREST	91,000.00
60139124	30-JUN-25	NATIONAL ASSEMBLY STANDING IMPREST	442,650.00
60139125	30-JUN-25	NATIONAL ASSEMBLY STANDING IMPREST	291,200.00
60139126	30-JUN-25	NATIONAL ASSEMBLY STANDING IMPREST	343,350.00
60139127	30-JUN-25	MOHAMED ABDI ABDIRAHMAN	1,862,280.00
60139128	30-JUN-25	MOHAMED SOUD MACHELE	469,600.00
60139129	30-JUN-25	yakub adow kuno	116,160.00
60139130	30-JUN-25	EDWARD MURIU KAMAU	26,857.60
60139131	30-JUN-25	COMMISSIONER OF VAT	4,980.00
60139132	30-JUN-25	THE STANDARD GROUP LIMITED	283,860.00
60139133	30-JUN-25	ANTONY MUGENDI KARIUKI	698,895.00
60139134	30-JUN-25	NATIONAL ASSEMBLY STANDING IMPREST	500,000.00
60139135	30-JUN-25	NATIONAL ASSEMBLY STANDING IMPREST	3,290.00
60139136	30-JUN-25	COMMISSIONER OF VAT	1,569.60
60139137	30-JUN-25	Avix Motors Limited	89,466.40
60139138	30-JUN-25	THE STANDARD GROUP LIMITED	283,860.00
60139139	30-JUN-25	COMMISSIONER OF VAT	4,980.00
60139140	30-JUN-25	MAVOKO CONSTITUENCY OFFICE	133,908.80
60139141	30-JUN-25	NATIONAL ASSEMBLY STANDING IMPREST	346,591.20
60139142	30-JUN-25	NATIONAL ASSEMBLY STANDING IMPREST	995,280.00
60139143	30-JUN-25	NATIONAL ASSEMBLY STANDING IMPREST	113,880.00
60139144	30-JUN-25	NATIONAL ASSEMBLY STANDING IMPREST	546,000.00
60139145	30-JUN-25	NATIONAL ASSEMBLY STANDING IMPREST	104,000.00
60139146	30-JUN-25	MARTIN PETERS OWINO	125,440.00
60139147	30-JUN-25	ELISHA OCHIENG ODHIAMBO	248,430.00
60139148	30-JUN-25	TITUS KHAMALA MUKHWANA	402,632.00
60139149	30-JUN-25	PARLIAMENTARY CATERING FUND	1,660.00
60139150	30-JUN-25	NATIONAL ASSEMBLY STANDING IMPREST	91,000.00
60139152	30-JUN-25	MAIMAI HAMISI KAKUTA	394,060.00
60139153	30-JUN-25	CFAO MOBILITY KENYA LIMITED	142,192.50
60139154	30-JUN-25	COMMISSIONER OF VAT	2,494.60
60139155	30-JUN-25	MUENI MWENDWA JEMIMAH	244,822.00
60139156	30-JUN-25	COMMISSIONER OF VAT	7,017.25
60139157	30-JUN-25	TRIBE HOTEL LIMITED	399,982.75

The National Assembly
Annual Report and Financial Statements for the year ended 30th June 2025

F.O. 30

REPUBLIC OF KENYA
BANK RECONCILIATION

Page 18 of 19

From Date : 01-JUN-25 To : 30-JUN-25 REC- THE NATIONAL ASSEMBLY
 Bank : Central Bank of Kenya , Branch : Haile Selassie , Account Number : 1000245441

1. PAYMENTS IN CASH BOOK NOT YET RECORDED IN BANK STATEMENT (UNPRESENTED CHEQUES)			
Cheque		Payee	Amount
No	Date		
60139158	30-JUN-25	BOMA INN ELDORET	357,724.15
60139159	30-JUN-25	COMMISSIONER OF VAT	6,275.85
60139160	30-JUN-25	MILLIE GRACE AKOTH ODHIAMBO	582,400.00
60139161	27-JUN-25	MATHIRA CONSTITUENCY OFFICE	1,884,120.00
60139162	30-JUN-25	NATIONAL ASSEMBLY STANDING IMPREST	283,034.50
60139163	30-JUN-25	NATIONAL ASSEMBLY STANDING IMPREST	958,484.50
Total			667,625,819.05
2. RECEIPTS IN BANK STATEMENT NOT YET RECORDED IN CASH BOOK			
Receipts		Amount	
No	Date		
Total			
3. PAYMENTS IN BANK STATEMENT NOT YET RECORDED IN CASH BOOK			
Cheque		Amount	
No	Date		
Total			
4. RECEIPTS IN CASH BOOK NOT YET RECORDED IN BANK STATEMENT			
Receipts		Amount	
No	Date		
FT251968GQWZ	30-JUN-25	1,654,652.00	
FT25189G6614	30-JUN-25	4,348,447.60	
60139162	30-JUN-25	283,034.50	
60139163	30-JUN-25	958,484.50	
20420002618	30-JUN-25	18,424,721.00	
FT25184Q1M55	30-JUN-25	210,013,496.25	
FT25182HJ5L1	30-JUN-25	3,290.00	
Total			235,686,125.85

The National Assembly

Annual Report and Financial Statements for the year ended 30th June 2025

RECEIPTS			PAYMENTS										
DATE	RECEIPT NO	RECEIVED FROM	CASH	BANK	CHEQUE NO	PAYEE	VOCH NO	DESP OF PAY	ALLOCATION	CASH	BANK		
30/06/2025	1752	Debit: Mafip Printers	548,000.00	0.00						0.00	0.00		
30/06/2025	1753	CAROLINE JEPTOO NGELECHE	115,570.00	0.00						0.00	0.00		
30/06/2025	1754	Adagail, Beatrice Kana	182,000.00	0.00						0.00	0.00		
30/06/2025	1755	FATIUMA ZAMAM MOHAMED	288,090.00	0.00						0.00	0.00		
30/06/2025	1756	NYHABATI, MR. ERICK M	95,000.00	0.00						0.00	0.00		
30/06/2025	1757	THE NATIONAL TREASURY	0.00	0.00						0.00	0.00		
30/06/2025	1758	STEPHEN APOPO	92,432.00	0.00						0.00	0.00		
30/06/2025	20250701	BANKINGS	0.00	18,454,721.00						0.00	0.00		
30/06/2025	240957	BANKINGS	0.00	1,457,442.00						0.00	0.00		
30/06/2025	257403	BANKINGS	0.00	1,800.00						0.00	0.00		
30/06/2025			0.00	0.00	204214	KENYA AIRWAYS LIMITED	10100791	Constituency Office Expenses	0-0000-05-2211325	0.00	185,895.00		
30/06/2025			0.00	0.00	204214	Koaci, Nelson	227740	TEMPORARY MPREST-STAFF	0-0000-09-6780103	0.00	1,119,560.00		
30/06/2025			0.00	0.00	0	BANKINGS	20250701	TEMPORARY MPREST-STAFF	0-0000-09-6780103	18,424,721.00	0.00		
30/06/2025			0.00	0.00	204214	SAD MR. VALDEA B	2042140064	Travel, Accommodation, Tuition Fees, and Training	0-0000-01-2210701	0.00	630,480.00		
30/06/2025			0.00	0.00	204214	OSWALDO JOHN MULLIGAN	2042140396	Tuition Fees, and Training Expenses	0-0000-05-2211325	0.00	592,400.00		
30/06/2025			0.00	0.00	204214	PABLAMBERTARY CATERING FUND	2042140569			0.00	163,810.00		
30/06/2025			0.00	0.00	204214	PARLIAMENTARY CATERING FUND	2042140652	Boards, Committees, Conferences and Seminars	0-0001-09-2210602	0.00	69,490.00		
30/06/2025			0.00	0.00	204214	PARLIAMENTARY CATERING FUND	2042140653	Boards, Committees, Conferences and Seminars	0-0001-09-2210602	0.00	24,450.00		
30/06/2025			0.00	0.00	204214	MOSES LUVISI	2042140915	Travel, Accommodation, Tuition Fees, and Training		0.00	541,950.00		
30/06/2025			0.00	0.00	204214	YASMIN BAKASHWAN CHERONO KETANYA	2042140996			0.00	72,540.00		
30/06/2025			0.00	0.00	204214	MINALE MR BENSON INDOFU	2042150008	Travel, Accommodation, Tuition Fees, and Training		0.00	846,245.00		
30/06/2025			0.00	0.00	0	BANKINGS	240957	TEMPORARY MPREST-STAFF	0-0000-09-6780103	1,457,442.00	0.00		
30/06/2025			0.00	0.00	0	BANKINGS	257403	TEMPORARY MPREST-STAFF	0-0000-09-6780103	1,800.00	0.00		
			25,187,062.00	4,967,220.85								19,883,863.00	4,833,625.00
										Balance c/d	6,003,099.50	133,600.85	
										Book Balance	6,136,700.45		

Authorizing Officer

Principal Accounts Controller/Accounts Controller

The National Assembly

Annual Report and Financial Statements for the year ended 30th June 2025

Appendix XII: SUMMARY OF ASSETS REGISTER

Description	Motor vehicles	Furniture and fittings	Computers & ICT Equipment	Total
Depreciation Rate	12.5%	12.50%	30.00%	
Cost	Kshs	Kshs	Kshs	Kshs
Opening Bal as 1st Jul 2024	35,817,563	-	6,281,226	42,098,789
Additions	23,489,350	48,362,077	15,092,894	86,944,321
As At 30th June 2025	59,306,913	48,362,077	21,374,120	129,043,110
Depreciation				
Depreciation	7,413,364	6,045,260	6,412,235	19,870,859
As At 30th June 2025	7,413,364	6,045,260	6,412,235	19,870,859
Net Book Values				
Opening Bal as 1st Jul 2024	35,817,563	-	6,281,226	42,098,789
As At 30th June 2025	51,893,549	42,316,817	14,961,885	109,172,251

Full asset register provided on soft copy.