

PARLIAMENT
OF KENYA
LIBRARY

REPUBLIC OF KENYA



OAG



OFFICE OF THE AUDITOR-GENERAL

Enhancing Accountability



REPORT

OF

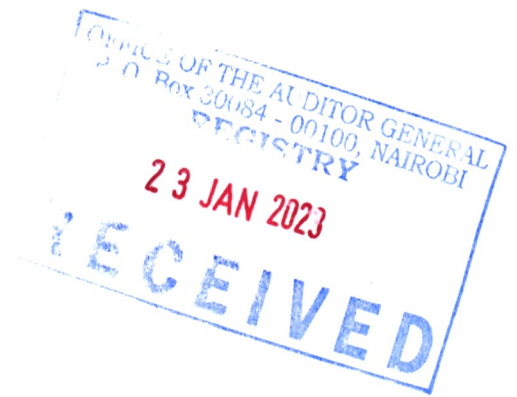
THE AUDITOR-GENERAL

ON

**STATE DEPARTMENT FOR CORRECTIONAL
SERVICES**

**FOR THE YEAR ENDED
30 JUNE, 2022**

THE NATIONAL ASSEMBLY
DATE: 19 APR 2023
DEPUTY MAJORITY LEADER
WEDNESDAY
TABLED BY: [Signature]
CLERK AT THE TABLE



STATE DEPARTMENT FOR CORRECTIONAL SERVICES

ANNUAL REPORT AND FINANCIAL STATEMENTS

FOR THE FINANCIAL YEAR ENDED

JUNE 30, 2022

STATE DEPARTMENT FOR CORRECTIONAL SERVICES
Annual Report and Financial Statements for the year ended 30th June 2022

Table of Contents

	Page
1. Key Entity Information and Management.....	iv
2. Statement by the Cabinet Secretary.....	viii
3. Statement by the Principal Secretary / Accounting Officer.....	xi
How they were addressed	xvii
4. Environmental and Sustainability Reporting.....	xix
5. Statement of Management Responsibilities	xxi
6. Report of the Independent Auditors on the <i>State Department For Correctional Services</i>	xxiii
7. Statement of receipts and payments for the year ended 30 th June 2022	1
8. Statement of assets and liabilities as at 30 th June 2022.....	2
10 Statement of cash flows for the year ended 30th June 2022.....	3
9. Statement of Comparison of budget and Actual Amounts for FY2021/22.....	5
18. Annexes.....	34

1. Key Entity Information and Management

(a) Background information

The State Department for Correctional Services was formed in 2013 by merging the former Office of the President and the Office of the Vice President and Ministry of Home Affairs. At Cabinet Level, the State Department is represented by the Cabinet Secretary for Interior and Coordination of National Government who is responsible for the general policy and strategic direction of the Department.

Vision Statement, Mission Statement and Strategic Objectives

The Vision of the State Department is "To be an excellent organization in correctional services".

Its Mission is to "To promote a just and secure society through efficient and effective management of offenders and administration of justice".

The State Department for Correctional Services' Strategic Objectives are-

- i. To enhance leadership and coordinate correctional services;
- ii. To efficiently facilitate access to justice;
- iii. To supervise, rehabilitate and reintegrate offenders; and
- iv. To contain inmates in secure and humane conditions

(b) Key Management

The State Department's day-to-day management is under the following key organs:

- General Administration;
- Kenya Prison Service and;
- Probation and After Care Services.

(c) Fiduciary Management

The key management personnel who held office during the financial year ended 30th June 2022 and who had direct fiduciary responsibility were:

No.	Designation	Name
1	Cabinet Secretary (Where applicable)	Kithure Kindiki, PhD
2	Accounting Officer	Mary Muthoni Muriuki, HSC
3	Commissioner General -Prisons	Brid (Rtd) John K Warioba, EBS
4	Secretary Administration	Wilfred Nyagwanga, MBS
5	Secretary, Probation and After Care	Mary W Mbau
6	Director, HRM&D	Mary M. Ngugi
7	Chief Finance Officer	Philip Gathuya
8	Director, Central Planning Unit	James M. Nyabochwa
9	Head, Supply Chain Management	Hebson Kisiero
10	Head of Accounting Unit	Mwangi Daniel

(d) Fiduciary Oversight Arrangements

- **Finance committee activities**

The State Department has established a Budget Implementation Committee (BIC) and Project Implementation Committee (PIC) as per Treasury circular no. 08/2015 dated 10th June, 2015 and Nation Treasury circular no. 14/2016 dated 13th July, 2016 respectively.

The BIC is mandated to oversee the budget implementation process and advise the Accounting Officer on the performance of the entire budget during the implementation phase and to oversee production of performance reports. The Terms of Reference for BIC is as below;

1. To review and consider the cash flow plans which involves regular review of the ministerial cash plan and approval of any changes to the initial cash flow plan and advice the National Treasury appropriately to enable processing of the State Department's exchequer.
2. To review the utilization of cash limits and consider any changes as may be required.
3. To advise the accounting officer on any challenges related to the budget implementation.
4. To review and recommend re-allocation of expenditure items.
5. To review and approve the submission of expenditures returns, IPPD, pending bills and AIA returns and recommend actions to be taken.

STATE DEPARTMENT FOR CORRECTIONAL SERVICES
Annual Report and Financial Statements for the year ended 30th June 2022

6. To participate in Sector Working Group.
7. To prepare the budget for the State Department in consultations with the implementing agents.

The membership of the BIC is constituted of;

- i. Accounting officer– Chairperson
- ii. Head of Planning - Secretary
- iii. Head of Finance - Member
- iv. Head of Administration
- v. A maximum of six representatives from technical department.

The BIC's Terms of Reference include;

1. Prioritization of projects based on the MDAs Strategic Plan, Medium Term Plan of the Vision 2030, and the Big Four Agenda namely Food & Nutrition Security, Universal Health Coverage, Manufacturing and Affordable Housing,
2. Assessment of the viability and sustainability of new projects,
3. Approval of projects to be implemented based on established criteria,
4. Identification of the potential projects 'risks and mitigating measures,
5. Providing guidance on any changes in the project's design during implementation and
6. Monitoring and evaluating the achievement of programmes/projects outputs and outcomes.

– **Parliamentary committee activities**

Parliamentary Budget Committee

The State Department followed the guidelines and circulars issued by the National Treasury in the preparation of the Financial Year 2021/22 Budget under the guidance of the Accounting Officer. The committee was mandated to respond to matters raised by Parliamentary Account Committee in relation to budgetary allocations and appropriations.

The members of state department for correctional services who were mandated by the accounting officer to prepare responses to the parliamentary account committee briefs included,

1. The Commissioner General Prisons
2. Director probation and After Care Services
3. Director Administration
4. Head Planning Unit
5. Head of Accounting Unit
6. Head Finance Unit
7. Head Supply Chain Management
8. Head Legal Unit.

The State Department's 2021/2022 budget was discussed by the National assembly, assented to and gazetted on 1st July, 2021.

Parliamentary Account Committee

The State Department appeared at the National Assembly on Wednesday 25th May, 2022 for the examination of the 2020/2021 Auditor General's report.

(e) State Department Headquarters

Entity Contacts

Telephone: (254) 228411

E-mail: ps@correctional.go.ke

Website: www.go.ke

1. **Entity Bankers**

Central Bank of Kenya
Haile Selassie Avenue
P.O. Box 60000
City Square 00200
NAIROBI, KENYA

2. **(Other banks as appropriate)**

...
...
...

(f) Independent Auditors

Auditor - General
Office of The Auditor General
Anniversary Towers, University Way
P.O. Box 30084
GPO 00100
NAIROBI, KENYA

(g) Principal Legal Adviser

The Attorney General
State Law Office
Harambee Avenue
P.O. Box 40112
City Square 00200
Nairobi, Kenya

2. Statement by the Cabinet Secretary

The State Department for Correctional Services is domiciled in the Ministry of Interior and Coordination of National Government.

During the financial year 2021/22, the State Department for Correctional Services had an approved total budget allocation amounting to Kshs. 29,151,382,491. The Recurrent Vote had Kshs. 28,521,308,803 while Development Vote amounted to Kshs 630,073,688.

During the period under review, the State Department's total Expenditure amounted to Kshs 28,626,720,359, attaining an absorption rate of 98% of the allocated funds.

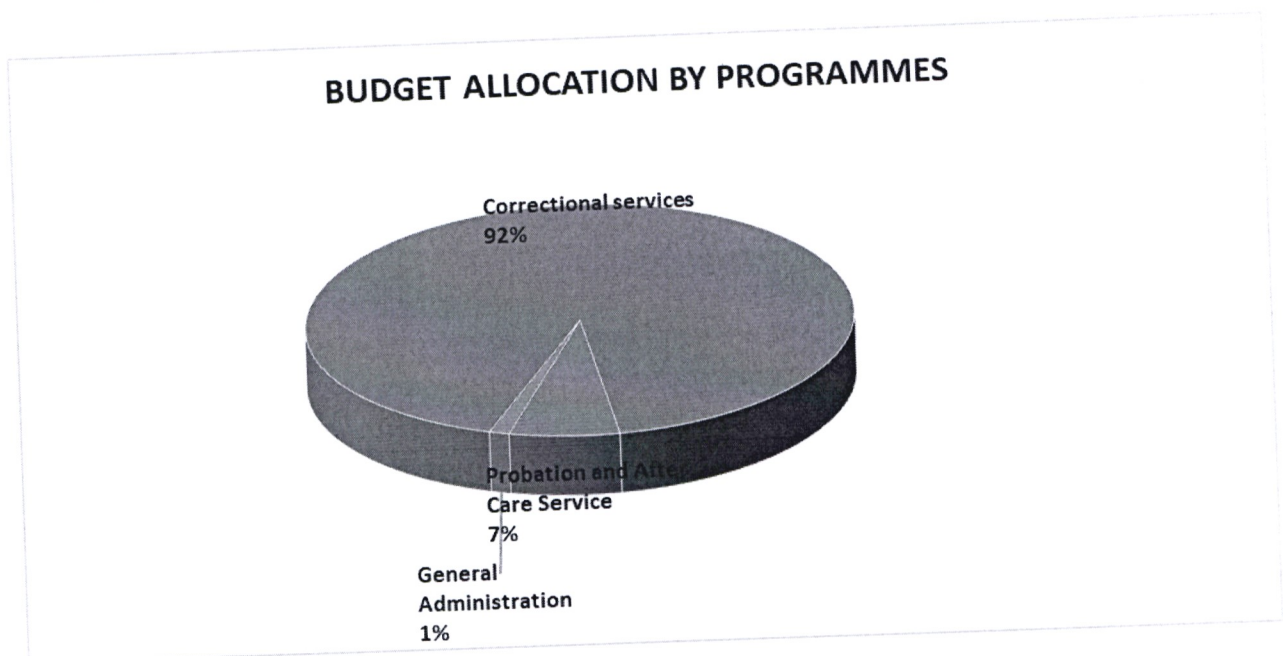
Recurrent and Development Expenditures amounted to Kshs 28,033,654,530 and Kshs 593,065,829 respectively.

The State Department endeavored to execute the budget in the most prudent manner despite the fact that employees' compensation took up 71%, use of goods and services 25% and acquisition of assets 2% of the total funds received.

BUDGET ALLOCATION

In the financial year 2021/22 the State Department for Correctional Services had a gross budget of Kshs 29,151,382,491 which was made up of Kshs 28,521,308,803 and Kshs 630,073,688 for recurrent and development vote respectively.

The State Department was to expend the gross budget of Kshs 29,151,382,491 under the following four programmes:



Programme 1 Correctional Services

Objective: To facilitate increased access to justice, provide quality services for custody, containment, supervision, rehabilitation and reintegration of all categories of offenders.

Programme 2: Probation and after care services

Objective: To efficiently facilitate access to justice.

STATE DEPARTMENT FOR CORRECTIONAL SERVICES
Annual Report and Financial Statements for the year ended 30th June 2022

Programme 3: General Administration

Objective: To provide better planning, policy direction and support services for improved service delivery.

The 2021/2022 budget was funded and utilized as analyzed below:

Programmes	Approved Budget Allocation	Actual Payments	Variance	Actual as a Percentage of budget
	Amount (KShs) a	Amount (KShs) b	Amount (KShs)c	d=b/a
Correctional services	26,919,581,877	26,701,333,987	218,247,890	92%
Probation and After Care Service	1,882,750,897	1,625,117,580	257,633,317	6%
General Administration	349,049,717	300,268,792	48,780,925	1%
	29,151,382,491	28,626,720,359	524,662,132	98%

STRATEGIC FOCUS FOR THE STATE DEPARTMENT FOR CORRECTIONAL SERVICES (SDCS) - AUGUST 2022

The State Department's Strategic plan is focused on undertaking the projects as below: -

1. Modernization of Prison Infrastructure by constructing a Maximum Security Prison (Super Maximum Prison); construction of modern prison facilities; establishment of Prison wings for Special needs offenders and violent extremists.
2. Modernization of Prisons Enterprise by revitalization of prison industries and mechanization. prison farms
3. Digitization of offender records through acquisition of Integrated Offender Records Management System (ORMS).
4. Finalize the development of the National Correctional Policy.
5. Development of Case Management System.

Emerging Issues related to the Entity

- a) COVID-19 pandemic compounded congestion and sanitation problems in prisons as majority of prison stations do not have reliable running water, have poor sanitation and are congested hence making it difficult to enforce Ministry of Health (MoH) guidelines which recommends frequent washing of hands, proper hygiene and maintaining social distance of 1.5 metres.
- b) Collaborating gang crimes that have posed security challenges to containment and facilitation of justice

STATE DEPARTMENT FOR CORRECTIONAL SERVICES
Annual Report and Financial Statements for the year ended 30th June 2022

- c) Emerging crimes such as terrorism, extremism/radicalization and cybercrimes requiring specialized containment thus increased challenges in offender management.
- d) Inadequate offender management facilities besides the increasing numbers and sophisticated crimes by inmates.
- e) Additional responsibility by constitutional bodies and Acts of Parliament not factored in the budget leading to constraint of available resources

Key risk management strategies

- a) Effective management of high-risk offenders
- f) Sufficient staffing capability and capacity to deliver effective offender management
- g) Effectiveness of offender rehabilitation & re-integration programmes
- h) Corroboration with other security and correctional services agencies


Implementation challenges

- a) Inadequate budgetary allocation for key mandate areas i.e. safe containment of offenders
- b) Lack of adequate transport services beside the obligations by independent judicial system agencies to facilitate justice through production of inmates to courts and conduction of social inquiries, preparation and submission of mandatory reports
- c) Budget cuts introduced during the implementation of budget affecting non-discretionary areas leading to conflict with judicial system agencies and instances of contempt of court orders against our officers.

Recommended way forward.

- a) Budget rationalization and prioritization of activities.
- b) Adoption of online court sessions has helped to reduce transport costs.
- c) Procurement of food and rations from prison farms and other government agencies under favourable terms.

All the above have helped to stretch scarce resources to finance the State Department's requirements.



CABINET SECRETARY

MINISTRY OF INTERIOR AND NATIONAL ADMINISTRATION

STATE DEPARTMENT FOR CORRECTIONAL SERVICES
Annual Report and Financial Statements for the year ended 30th June 2022

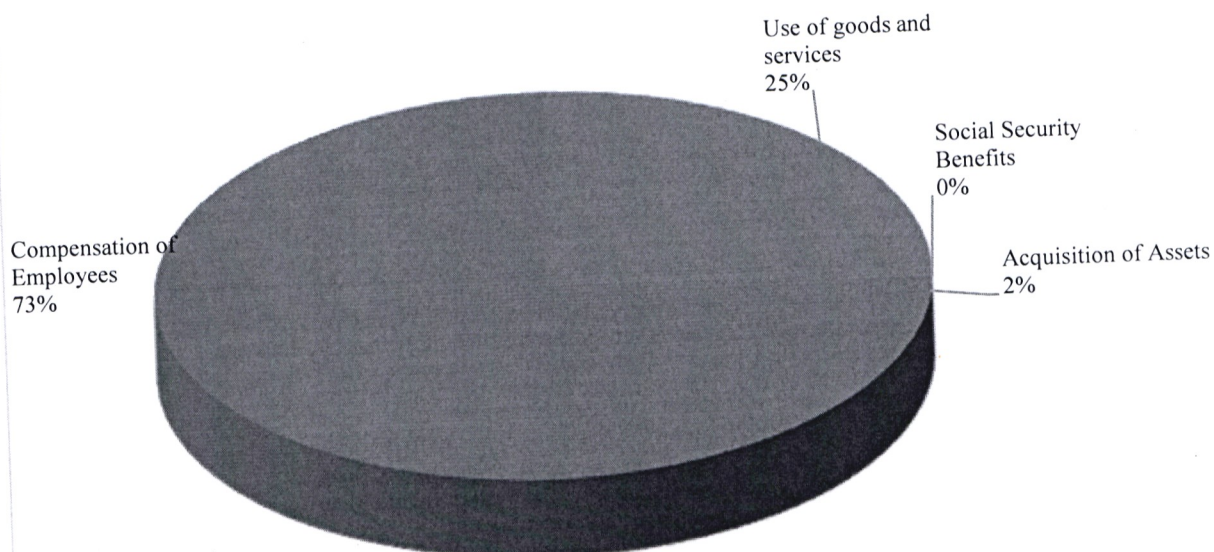
3. Statement by the Principal Secretary / Accounting Officer

1 The State Department endeavored to execute the budget in the most prudent manner despite the fact that employees' compensation took up 71%, use of goods and services 25% and acquisition of assets 2% of the total funds received.

Economic Classification	Approved Budget Allocation	Actual Payments	Variance	Actual as a Percentage of budget
	a	b	c	d=b/a
Compensation of Employees	21,011,818,427	20,747,654,222	264,164,205	71%
Use of goods and services	7,419,148,477	7,212,515,671	206,632,807	25%
Other grants and transfers	8,850,000	4,784,007	4,065,993	0%
Social Security Benefits	20,257,591	17,613,895	2,643,696	0%
Acquisition of Assets	691,307,996	644,152,564	47,155,432	2%
Total Payments	29,151,382,491	28,626,720,359	524,662,132	98%

The high proportion of personal emoluments left the State Department with little room for improvement of correctional facilities as indicated by the graph below.

Budget Utilisation Economic Classification and Programmes



The Table below depicts the economic classification expenditures as per the State Department's three programmes of Administration and Planning, Correctional Services and Probation & After Care services.

Programme	Economic Classification	Approved Budget Kshs	Actual Payments Kshs	Variance Kshs
Administration and Planning		349,049,717	300,268,792	48,780,925
	Wages and salary contribution	135,139,384	98,493,472	36,645,912
	Goods and Services	199,697,711	189,698,998	9,998,713
	Routine Maintenance	8,100,900	8,026,460	74,440
	Social Security Benefits	4,204,018	3,072,994	1,131,024
	Acquisition of Fixed Assets	1,907,704	976,869	930,835
Correctional Services		26,919,581,877	26,701,333,987	218,247,890
	Wages and salary contribution	19,388,078,427	19,383,160,494	4,917,933
	Goods and Services	6,768,061,925	6,606,114,097	161,947,828
	Routine Maintenance	81,696,004	73,718,226	7,977,778
	Other Transfers and Emergency Relief	4,450,000	4,202,187	247,813

STATE DEPARTMENT FOR CORRECTIONAL SERVICES
Annual Report and Financial Statements for the year ended 30th June 2022

	Social Security Benefits	15,253,573	14,540,902	712,671
	Acquisition of Fixed Assets	662,041,948	619,598,081	42,443,868
		1,882,750,897	1,625,117,580	257,633,317
Probation and After Care Services	Wages and salary contribution	1,488,600,616	1,266,000,255	222,600,361
	Goods and Services	340,019,057	314,958,216	25,060,841
	Routine Maintenance	21,572,880	19,999,674	1,573,206
	Other Transfers and Emergency Relief	4,400,000	581,820	3,818,180
	Social Security Benefits	800,000	-	800,000
	Acquisition of Fixed Assets	27,358,344	23,577,615	3,780,729
	Grand Total	29,151,382,491	28,626,720,359	524,662,132

2 *Detail key achievements for the entity*

Ref	Project Name	Principal activity of the project	Accounting Officer	Project consolidated in these financial statements(yes/no)	BUDGET
1	Security in Penal Institutions	Security	Mary Muthoni Muriuki	Yes	154,620,000
2	Construction of penal facilities	Security	Mary Muthoni Muriuki	Yes	35,400,000
3	Prison staff housing	Housing	Mary Muthoni Muriuki	Yes	10,140,000
4	Probation office accommodation	Housing	Mary Muthoni Muriuki	Yes	71,001,100
5	Acquisition of ICT applications & infrastructure	Information Technology	Mary Muthoni Muriuki	Yes	15,000,000
6	Security in penal facilities - II	Security	Mary Muthoni Muriuki	Yes	12,120,000
7	Security in penal facilities - II	Security	Mary Muthoni Muriuki	Yes	39,620,000
8	Construction of penal facilities	Security	Mary Muthoni Muriuki	Yes	33,680,000
9	Complete construction of staff houses	Housing	Mary Muthoni Muriuki	Yes	59,790,000

STATE DEPARTMENT FOR CORRECTIONAL SERVICES
Annual Report and Financial Statements for the year ended 30th June 2022

1	Acquisition of ICT applications & infrastructure	Information Technology	Mary Muthoni Muriuki	Yes	89,300,000
1	Probation Hostels	Housing	Mary Muthoni Muriuki	Yes	65,637,421
1	Construction of Probation Office blocks	Administration	Mary Muthoni Muriuki	Yes	63,371,479
1	Security in penal institutions	Security	Mary Muthoni Muriuki	Yes	81,360,000
1	Completion of stalled projects	Security	Mary Muthoni Muriuki	Yes	31,150,000
1	Perimeter wall, watch tower & gate lodge	Security	Mary Muthoni Muriuki	Yes	11,500,000
1	Prisoners wards	Security	Mary Muthoni Muriuki	Yes	7,710,000
1	Administration blocks	Administration	Mary Muthoni Muriuki	Yes	7,000,000
1	Borehole/water system supply system/sewerage	Water & sanitation	Mary Muthoni Muriuki	Yes	7,000,000
1	Strengthening the Prison & Probation services phase II in Kenya Prison	Capacity building	Mary Muthoni Muriuki	Yes	70,000,000
2	Construction of Magereza level 4 Referral Hospital	Health provision	Mary Muthoni Muriuki	Yes	400,000,000
TOTAL DEVELOPMENT					1,265,400,000

During this period the State Department achieved the following outputs and services under Kenya Prisons Service (KPS), Probation and After Care Service (PACS) and General Administration and Support Services Programmes.

- (i) Recruited 6,975 new prison officers and 600 probation officers in and FY 2019/20 – 2021/22.
- (ii) Enforced court orders/sentences through humane and safe containment of 49,303, 49,218 and 53,249 daily averages in FY2021/22.
- (iii) Offered insurance cover to 28,584 prisons personnel in FY2021/22 respectively.
- (iv) Facilitated the administration of justice through timely production of 230,300, 173,574 and 81,428 inmates monthly in FY2019/20, FY2020/21 and FY2021/22 respectively.
- (v) Provided vocational training to 200,949, 900 non-custodial offenders in FY2021/22
- (vi) Provided 9,996 pairs of uniforms to inmates in FY2021/22 respectively.
- (vii) Offered KCSE to 102 inmates and KCPE to 657 inmates in and FY2021/22.

STATE DEPARTMENT FOR CORRECTIONAL SERVICES
Annual Report and Financial Statements for the year ended 30th June 2022

- (viii) Provided bedding and linen to 16,594 inmates in FY2021/22.
 - (ix) Constructed and completed Probation offices at Narok, Runyenjes, Isiolo, Eldoret East Tana Delta, Kandara, Kitchen and a dining hall at Nairobi probation hostel in FY2019/20, FY2020/21 and FY2021/22.
 - (x) Supervised non-custodial offenders within the community totalling to 45,160 and 75,779, 41,463 in FY2019/20, FY2020/21 and FY2021/22 respectively.
 - (xi) Provided a total 66,086 social inquiry reports to courts and other statutory penal government organs in FY2021/22.
 - (xii) Rehabilitated, reformed and re-integrated both custodial and non-custodial offenders through provision of formal education 2,737 offenders in FY2021/22.
 - (xiii) Offered guidance and counselling services to 53,249 offenders in FY2021/22
 - (xiv) Offered temporary accommodation 382 needy and deserving non-custodial offenders in FY2021/22
 - (xv) Surveyed 7 pieces of land in Ngeria prison farm, Nanyuki prison farm, Wundanyi (Bura farm), and Kisumu Medium (Nyalenda farm) in FY2019/20, FY2020/21 and FY2021/22.
 - (xvi) Developed the draft National Correctional Services Policy and finalised the early child care policy over the period under review.
- 3 List of emerging issues related to the entity include,
- (i) Emerging crimes including terrorism, extremism/radicalization and cybercrime require specialized containment thus increasing the challenge in offender management.
 - (ii) Collaborating gang crimes that pose security challenges to containment and facilitation of justice.

Key Risk Management Strategies

The State department has adopted the following risk management strategies;

- (i) Prioritizing activities with the biggest impact
- (ii) Avoiding unnecessary costs
- (iii) Reduce costs incurred in overall programmes and projects implementation
- (iv) Transferring the cost to be incurred at cost centres through station based budgeting
- (v) Spreading the costs over a longer planning period

Implementation challenges and recommended way forward.

SDCS PROGRAM PERFORMANCE FY 2021/2022

Program	Strategic Objective	Outcome	Indicator	Performance	Comments
Offender Services	To revitalize prison farms and industries	Tractors acquired	No. of tractors acquired	Twelve (12) Tractors acquired	Inadequate funding
	To provide secure	Perimeter walls	No. of	Constructed	Inadequate

*STATE DEPARTMENT FOR CORRECTIONAL SERVICES
Annual Report and Financial Statements for the year ended 30th June 2022*

	and humane containment of offenders	constructed	perimeter walls constructed	perimeter walls in three (3) prisons namely: Garissa, Busia and Naivasha Prison	funding
	To rehabilitate inmates	Enhanced offender rehabilitation	No. of offenders trained	- 4,796 inmates provided with vocational training - 6,031 long term serving inmates provided with formal education	Inadequate funding
Capacity Building	To improve correctional Services	Officers Recruited	No. of prison officers recruited	Recruited and trained officers 4,000	Target Achieved
			No. of probation officers recruited	600 probation officers recruited and deployed	Target Achieved
Probation Services	To facilitate expeditious administration of justice	Quality and timely reports prepared and submitted to courts and other penal organs	No. of reports prepared and submitted	49,643 reports generated	These are the only cases referred by the court
	To supervise non-custodial offenders	Non-custodial offenders supervised	No. of offenders supervised	92,085 offenders supervised	These are the only offenders serving under Community Service Orders (CSO)
General Administration and Planning Services	To strengthen the administration, legal and policy direction	Enhanced Correctional Services	No. of policies developed	- Childcare policy for children accompanying their mothers to prison developed - Draft National Correctional policy developed	Draft National Correctional Policy to be finalized in the FY 2022/2023

Challenges

1. The State Department inadequate budgetary provisions hampered implementation of key rehabilitation programs for both custodial and non-custodial offenders and procurement of critical specialized materials for priority programmes.
2. The emergence of Covid-19 pandemic affected implementation of various projects and programmes occasioned by mitigation measures put in place by the Government that classified Prisons and Probation Institutions as highly vulnerable.

In addition, the pandemic affected the role of the State Department in providing services to courts for expeditious administration of justice through reduced level of contacts between supervising officers and non- custodial offenders being supervised and rehabilitated.


3. The emerging crime trends such as terrorism, extremism/radicalization and cybercrimes have increased challenges in offender management due to high levels of crime complexity

committed with ICT facilities such as mobile phones and internet connectivity.

4. Shortage of transport services to facilitate expeditious administration of justice through timely production of inmates to Courts, conducting social inquiries, preparation and submission of mandatory reports to Courts
5. Additional responsibility by Constitutional bodies and Acts of Parliament not factored in the budget leading to constraint of available resources. These include: Bail and Bond Programme, Power of Mercy, Victim of Offences, Sentence Review and re-sentencing, High Court Sentence Reviews (Prison decongestion), Plea Bargaining)

How they were addressed

- i. Enforced implementation of Government measures meant to mitigate the spread of Covid-19 pandemic such as the Ministry of Health Guidelines and protocols.
- ii. Acquired new specialised security equipment to enhance the level of supervision, crime detection and enhance partnership with stakeholder in security sector. Enhance capacity building of staff to manage special category inmates
- iii. A proposal for acquisition of more vehicles to facilitate the State Department to undertake its Core Mandate of facilitation of expeditious administration of justice presented to National Treasury.
- iv. Consideration for funding on additional mandates and assignments as required by Constitutional bodies and Acts of Parliament.



.....
PRINCIPAL SECRETARY / ACCOUNTING OFFICER
STATE DEPARTMENT FOR CORRECTIONAL SERVICES

STATE DEPARTMENT FOR CORRECTIONAL SERVICES
Annual Report and Financial Statements for the year ended 30th June 2022

Statement of Performance Against Pre-Determined Objectives for FY 2021 2022

Introduction

Section 81 (2) (f) of the Public Finance Management Act, 2012 requires that, at the end of each financial year, the accounting officer when preparing financial statements of each National Government entity in accordance with the standards and formats prescribed by the Public Sector Accounting Standards Board includes a statement of the national government entity's performance against predetermined objectives.

The key strategic objectives as per the strategic plan for the Financial Year 2021-2022 were to:

- i. To enhance leadership and coordinate correctional services;
- ii. To efficiently facilitate access to justice;
- iii. To supervise, rehabilitate and reintegrate offenders; and
- iv. To contain inmates in secure and humane conditions.

Progress on the attainment of Strategic Objectives through Performance Contracting

For purposes of implementing and cascading the above development objectives to specific sectors, all the development objectives were made specific, measurable, achievable, realistic and time-bound (SMART) and converted into development outcomes. Attendant indicators were identified for reasons of tracking progress and performance measurement. Below we provide the progress on attaining the stated objectives:

The program objectives are as per the below;
SDCS PROGRAM PERFORMANCE FY 2021/2022

Program	Strategic Objective	Outcome	Indicator	Performance	Comments
Offender Services	To revitalize prison farms and industries	Tractors acquired	No. of tractors acquired	Twelve (12) Tractors acquired	Inadequate funding
	To provide secure and humane containment of offenders	Perimeter walls constructed	No. of perimeter walls constructed	Constructed perimeter walls in three (3) prisons namely: Garissa, Busia and Naivasha Prison	Inadequate funding
	To rehabilitate inmates	Enhanced offender rehabilitation	No. of offenders trained	- 4,796 inmates provided with vocational training - 6,031 long term serving inmates provided with formal education	Inadequate funding
Capacity Building	To improve correctional	Officers Recruited	No. of prison officers	Recruited and trained 4,000	Target Achieved

*STATE DEPARTMENT FOR CORRECTIONAL SERVICES
Annual Report and Financial Statements for the year ended 30th June 2022*

	Services		recruited No. of probation officers recruited	officers 600 probation officers recruited and deployed	Target Achieved
Probation Services	To facilitate expeditious administration of justice	Quality and timely reports prepared and submitted to courts and other penal organs	No. of reports prepared and submitted	49,643 reports generated	These are the only cases referred by the court
	To supervise non-custodial offenders	Non-custodial offenders supervised	No. of offenders supervised	92,085 offenders supervised	These are the only offenders serving under Community Service Orders (CSO)
General Administration and Planning Services	To strengthen the administration, legal and policy direction	Enhanced Correctional Services	No. of policies developed	- Childcare policy for children accompanying their mothers to prison developed - Draft National Correctional policy developed	Draft National Correctional Policy to be finalized in the FY 2022/2023

4. Environmental and Sustainability Reporting

The State Department for Correctional Services exists to transform lives. This is our purpose; the driving force behind everything we do by putting the customer/Citizen first, delivering relevant goods and services, and improving operational excellence.

a) Sustainability strategy and profile

The top management especially the accounting officer should refer to sustainable efforts, broad trends in political and macroeconomic affecting sustainability priorities, reference to international best practices and key achievements and failure.

b) Environmental performance /climate change/ mitigation of natural disasters

Outline clearly, environmental policy guiding the organisation, provide evidence of the policy. Outline successes, shortcomings, efforts to manage biodiversity, waste management policy and efforts to reduce environmental impact of the organisation's products.

c) Employee welfare

Give account of the policies guiding the hiring process and whether they consider the gender ratio, whether they take in stakeholder engagements and how often they are improved. Explain efforts made in improving skills and managing careers, appraisal, and reward systems. The organisation should also disclose their policy on safety and compliance with Occupational Safety and Health Act of 2007, (OSHA).

d) Operational practices

The organisation should outline its efforts to;

i. Responsible Supply chain and supplier relations

The State Department strives to ensure that it awards business to women and the youth as a way of maintaining good business practices, treats its own suppliers responsibly by honouring contracts and respecting payment practices.

e) Community Engagements-

Give evidence of community engagement including charitable giving (cash & material), Community Social Investment and any other forms of community.

The State Department is involved together with other stakeholders in educating the public on their right to justice and reintegration of offenders back into the community.

5. Statement of Management Responsibilities

Section 81 (1) of the Public Finance Management Act, 2012 requires that, at the end of each financial year, the Accounting Officer for a National Government Entity shall prepare financial statements in respect of that entity. Section 81 (3) requires the financial statements so prepared to be in a form that complies with relevant accounting standards as prescribed the Public Sector Accounting Standards Board of Kenya from time to time.

The Accounting Officer in charge of the State Department for Correctional Services is responsible for the preparation and presentation of the entity's financial statements, which give a true and fair view of the state of affairs of the entity for and as at the end of the financial year ended on June 30, 2022. This responsibility includes: (i) maintaining adequate financial management arrangements and ensuring that these continue to be effective throughout the reporting period, (ii) maintaining proper accounting records, which disclose with reasonable accuracy at any time the financial position of the entity, (iii) designing, implementing and maintaining internal controls relevant to the preparation and fair presentation of the financial statements, and ensuring that they are free from material misstatements, whether due to error or fraud, (iv) safeguarding the assets of the entity; (v) selecting and applying appropriate accounting policies, and (vi) making accounting estimates that are reasonable in the circumstances.

The Accounting Officer in charge of the *State Department for Correctional Services* accepts responsibility for the entity's financial statements, which have been prepared on the Cash Basis Method of Financial Reporting, using appropriate accounting policies in accordance with International Public Sector Accounting Standards (IPSAS). The Accounting Officer is of the opinion that the State Department's financial statements give a true and fair view of the state of entity's transactions during the financial year ended June 30, 2022, and of the entity's financial position as at that date. The Accounting Officer in charge of the *State Department for Correctional Services* further confirms the completeness of the accounting records maintained for the *entity*, which have been relied upon in the preparation of the entity's financial statements as well as the adequacy of the systems of internal financial control.

The Accounting Officer in charge of the *State Department for Correctional Services* confirms that the entity has complied fully with applicable Government Regulations and the terms of external financing covenants (where applicable), and that the entity's funds received during the year under audit were used for the eligible purposes for which they were intended and were properly accounted for. Further the Accounting Officer confirms that the entity's financial statements have been prepared in a form that complies with relevant accounting standards prescribed by the Public Sector Accounting Standards Board of Kenya.

STATE DEPARTMENT FOR CORRECTIONAL SERVICES
Annual Report and Financial Statements for the year ended 30th June 2022

Approval of the financial statements

The State Department for Correctional Services' financial statements were approved and signed by the Accounting Officer on 30th September 2022.



Name Mary Muthoni Muriuki, HSC
Principal Secretary




Name Mwangi Daniel
Head of Accounting Unit
ICPAK M/No 9061

STATE DEPARTMENT FOR CORRECTIONAL SERVICES
 Annual Report and Financial Statements for the year ended 30th June 2022

7. Statement of receipts and payments for the year ended 30th June 2022

STATEMENT OF RECEIPTS AND PAYMENTS			
	Note	2021-2022	2020-2021
		Kshs	Kshs
RECEIPTS			
Proceeds from Domestic and Foreign Grants	1	70,000,000	-
Transfers from National Treasury	2	28,360,046,578	26,765,805,783
Other Revenues	3	200,000,000	-
TOTAL REVENUES		28,630,046,578	26,765,805,783
PAYMENTS			
Compensation of Employees	4	20,747,654,222	20,009,264,429
Use of goods and services	5	7,212,515,671	6,018,625,929
Other grants and transfers	6	4,784,007	2,188,749
Social Security Benefits	7	17,613,895	3,026,749
Acquisition of Assets	8	644,152,564	67,847,998
TOTAL PAYMENTS		28,626,720,359	26,100,953,854
SURPLUS/DEFICIT		3,326,219	664,851,929

The accounting policies and explanatory notes to these financial statements form an integral part of the financial statements. The entity financial statements were approved on 30 September, 2022 and signed by:




Name Mary Muthoni Muriuki, HSC
 Principal Secretary



Name Mwangi Daniel
 Head of Accounting Unit
 ICPAK M/No 1961

REPUBLIC OF KENYA

Telephone: +254-(20) 3214000
E-mail: info@oagkenya.go.ke
Website: www.oagkenya.go.ke



HEADQUARTERS
Anniversary Towers
Monrovia Street
P.O. Box 30084-00100
NAIROBI

REPORT OF THE AUDITOR-GENERAL ON STATE DEPARTMENT FOR CORRECTIONAL SERVICES FOR THE YEAR ENDED 30 JUNE, 2022

PREAMBLE

I draw your attention to the contents of my report which is in three parts:

- A. Report on the Financial Statements that considers whether the financial statements are fairly presented in accordance with the applicable financial reporting framework, accounting standards and the relevant laws and regulations that have a direct effect on the financial statements.
- B. Report on Lawfulness and Effectiveness in Use of Public Resources which considers compliance with applicable laws, regulations, policies, gazette notices, circulars, guidelines and manuals and whether public resources are applied in a prudent, efficient, economic, transparent and accountable manner to ensure Government achieves value for money and that such funds are applied for intended purpose.
- C. Report on Effectiveness of Internal Controls, Risk Management and Governance which considers how the entity has instituted checks and balances to guide internal operations. This responds to the effectiveness of the governance structure, the risk management environment, and the internal controls developed and implemented by those charged with governance for orderly, efficient and effective operations of the entity.

An unmodified opinion does not necessarily mean that an entity has complied with all relevant laws and regulations, and that its internal controls, risk management and governance systems are properly designed and were working effectively in the financial year under review.

The three parts of the report are aimed at addressing the statutory roles and responsibilities of the Auditor-General as provided by Article 229 of the Constitution, the Public Finance Management Act, 2012 and the Public Audit Act, 2015. The three parts of the report, when read together constitute the report of the Auditor-General.

REPORT ON THE FINANCIAL STATEMENTS

Qualified Opinion

I have audited the accompanying financial statements of State Department for Correctional Services set out on pages 1 to 33, which comprise of the statement of assets

and liabilities as at 30 June, 2022, and the statement of receipts and payments, statement of cash flows, statement of comparison of budget and actual amounts and summary statements of appropriation - recurrent and development for the year then ended and a summary of significant accounting policies and other explanatory information in accordance with the provisions of Article 229 of the Constitution of Kenya and Section 35 of the Public Audit Act, 2015. I have obtained all the information and explanations which, to the best of my knowledge and belief, were necessary for the purpose of the audit.

In my opinion, except for the effect of the matters described in the Basis for Qualified Opinion section of my report, the financial statements present fairly, in all material respects, the financial position of the State Department for Correctional Services as at 30 June, 2022 and of its financial performance and its cash flows for the year then ended, in accordance with International Public Sector Accounting Standards (Cash Basis) and comply with the Public Finance Management Act, 2012.

Basis for Qualified Opinion

1. Inaccuracies in the Financial Statements

The statement of receipts and payments reflects total payments of Kshs.28,626,720,359 for the year ended 30 June, 2022. Review of the IFMIS payment reports processed against the payments made in bank revealed that 605 transactions amounting to Kshs.207,096,701 were paid in bank but not captured in payment details in the Integrated Financial Management System (IFMIS).

In the circumstances, the accuracy and completeness of the payments of Kshs.207,096,701 could not be confirmed.

2. Unsupported Cash and Cash Equivalents

As disclosed in Note 9A to the financial statements, the statement of assets and liabilities reflects a balance of Kshs.187,143,716 in respect of total cash and cash equivalents as at 30 June, 2022. However, the bank reconciliations and cash book presented for audit had the following inaccuracies and inconsistencies;

- (i) Payments amounting to Kshs.7,726,653 were made in the bank but not recorded in the cash book with some dating as far back as 9 September, 2021.
- (ii) The reconciliation statement for the pending bills account as at 30 June, 2022 reflected unrepresented cheques amounting to Kshs.55,157,766 out of which payments of Kshs.10,801,430 related to outstanding payments from previous financial years are yet to be written back to the cash book.
- (iii) Unrepresented payments as at 30 June, 2022 amounted to Kshs.29,718,182. Although the State Department makes payments through Real Time Gross Settlement system (RTGS), it was not explained why there should be long outstanding payments in the bank reconciliation without taking the appropriate remedial actions.

- (iv) The bank reconciliation statement for the pending bills account reflected receipts in the bank statement not recorded in the cashbook of Kshs.4,385,459 out of which receipts amounting to Kshs.2,967,744 were related to the previous financial year. It was not explained why these amounts were yet to be recorded in the cash book.
- (v) The bank reconciliation for the pending bills account reflected payments in bank not recorded in the cashbook amounting to Kshs.27,593,051 indicating that payments may have been made in bank without processing them through IFMIS.
- (vi) Review of cash books held at various sub county treasuries revealed an amount of Kshs.2,238,451 which remained unspent as at 30 June, 2022 but was not returned to the exchequer account.

In the circumstances, the accuracy and completeness of cash and cash equivalents balance of Kshs.187,143,716 as at 30 June, 2022 could not be confirmed.

The audit was conducted in accordance with International Standards of Supreme Audit Institutions (ISSAIs). I am independent of the State Department for Correctional Services Management in accordance with ISSAI 130 on Code of Ethics. I have fulfilled other ethical responsibilities in accordance with the ISSAI and in accordance with other ethical requirements applicable to performing audits of financial statements in Kenya. I believe that the audit evidence I have obtained is sufficient and appropriate to provide a basis for my qualified opinion.

Key Audit Matters

Key audit matters are those matters that, in our professional judgment, are of most significance in the audit of the financial statements. There were no key audit matters to report in the year under review.

Other Matter

Understated Pending Bills

Disclosed in Note 17.1 and Annexure 1 to the financial statements are pending accounts payable amounting to Kshs.200,444,053 as at 30 June, 2022. Further, examination of the supporting schedules indicates that the pending accounts payable excludes balances of Kshs.265,331,826 and Kshs.71,251,080 owed to Kenya Revenue Authority (KRA) unpaid PAYE from September 2014 and suppliers to various correctional facilities, respectively. Although Management had requested for funds from the National Treasury for settlement of the debts owed to KRA, the National Treasury vide letter Ref: DV/ES.1023/21/01/A' (39) of 22 April, 2022 declined the request.

In addition, as disclosed in Note 17.2 and Annexure 4 to the financial statements, the State Department had contingent liabilities amounting to Kshs.65,822,046 as at 30 June, 2022 relating to twenty-eight (28) determined court cases whose liabilities have not been settled. Although there were no active appeals filed against the court's determination,

Management did not provide any evidence on the measure being taken to clear these outstanding liabilities.

In the circumstances, the accuracy of the reported pending account payables balance of Kshs.200,444,053 could not be confirmed.

REPORT ON LAWFULNESS AND EFFECTIVENESS IN USE OF PUBLIC RESOURCES

Conclusion

As required by Article 229(6) of the Constitution, based on the audit procedures performed, except for the matters described in the Basis for Conclusion on Lawfulness and Effectiveness in Use of Public Resources section of my report, I confirm that, nothing else has come to my attention to cause me to believe that public resources have not been applied lawfully and in an effective way.

Basis for Conclusion

1. Encroachment on Prisons Land

Annex 2 to the financial statements on summary of fixed assets register reflects assets with historical total cost of Kshs.3,114,336,538 as at 30 June, 2022. However, the balance excludes undetermined values of parcels of land spread all over the country whose details of ownership could not be determined. Audit inspection conducted in July, 2022 revealed various parcels belonging to five sampled correctional facilities of which four measured 2,483.4601 acres while one had unknown value, currently occupied by illegal settlers such as people, churches and other government institutions who continue to use such land for residential and commercial purposes.

Further, Management did not provide a report prepared by the Inter-Ministerial Committee on Narok Prison Land (16.1881 acres) pursuant to the Attorney General advice to the Commissioner General of Prison vide AG/CIV/OP/6/22 of 7 March, 2022 and evidence of the action taken so far as to evict the illegal occupants in compliance with past Government directives among them the PAC directive issued on 28 May, 2022.

In the circumstances, the completeness, ownership and security of the assets of Kshs.3,114,336,538 could not be confirmed.

2. Poor Maintenance of Motor Vehicles, Plant, Machinery and Equipment in Prisons

Review of motor vehicle, plant, machinery and equipment record in respect of repairs and maintenance provided for audit revealed that Kenya Prison Service has forty-one (41) departmental owned vehicles which are recorded as economical to repair. However, the vehicles are grounded due to lack of funds to purchase spare parts, carry out repairs or pay dealers who are involved in major repairs. During the financial year under review, an annual procurement plan was prepared detailing various spare parts required for repairs

of serviceable grounded vehicles and which are economical to repair at an estimated cost of Kshs.13,975,784.

However, the State Department only funded the repairs totalling to Kshs.6,156,656 during the year representing 44% of the estimated total cost. Further, several leased ambulance vehicles deployed to various stations in Kisii, Eldoret and Bungoma were grounded due to various mechanical problems

In the circumstances, the inefficiencies in motor repair and maintenance may affect service delivery to both the inmates and other government agencies that depend on the Prisons Service.

3. Poor Living Conditions at Various Prisons

3.1 Poor Maintenance of Buildings at Nairobi Medium Security and Nairobi Remand Prison

Audit inspection conducted in September, 2022 revealed that Nairobi Medium Security Prison has inadequate office accommodation for staff. The prison has three (3) office rooms utilized by the Officer in Charge (OIC), general office and accounts office. It was also observed that the floors to the prisoners' wards are dilapidated with rough floors, potholes, dirty marks on the walls with some sections of the roof leaking when it rains. Further, the prison did not have adequate budget for repairs and maintenance of building, purchase of generator and installation of CCTV cameras for monitoring activities within the prisons.

In the circumstances, lack of adequate budget provision may lead to further deterioration of prisons assets and inefficient service delivery.

3.2 Poor Sanitation and Lack of Water at Migori Main Prison

Review of records provided for audit and a physical verification carried out in October, 2022 revealed that, Migori GK Prison is holding approximately 700 inmates and 230 members of staff. The main source of water for the facility is a seasonal unprotected well situated within the Institution and roof catchment with storage reservoirs. Reports reference number S.N.E/SCPHO/INST/INSP15/VOL1/17/06/22 of 17 June, 2022 and NEMA/MGR/09/VOL.1 of 2 March, 2022 by Public Health and NEMA Inspectors respectively indicates that the available source of water for drinking and general use was non-compliant with national standards for safety. Further, the prison does not have in place appropriate safeguards for waste water management.

In the circumstances, the inmates, staff and the community may be exposed to contagious and other water borne diseases.

4. Stalled Projects

Physical inspection at various sampled correctional facilities revealed abandoned projects at different levels of completion in nine (9) correctional facilities with contracts sum and payments to date of Kshs.116,655,736 and Kshs.21,889,077 respectively.

In the circumstances, and with lack of adequate budgetary allocation, it was not possible to confirm that these projects will be completed in time to deliver the intended services and value for money.

5. Poor Construction of a Perimeter Wall at Busia G.K. Prison

During the year under review, the State Department entered into a contract for the construction of a perimeter wall at Busia G. K Prison at a contract sum of Kshs.20,549,887. The local contractor handed over the project to the State Department without completing the following items in the contract:

- i. Counterfort walls had not been done to provide lateral support.
- ii. Inaccuracies in the original bill of quantities, where ground beams and ring beams were not captured . The said items had a big implication on the overall cost of the project. The project implementation team agreed to exchange the plaster work with ground beams and ring beams.

Further, the following deficiencies were noted in the project implementation phase:

- i. The bill of quantities provided for 300mm wide *75mm thick precast concrete coping bended which was not done.
- ii. The bill of quantities further provided for application of three coats of crown permacote paint on rendered surface externally which was not done.
- iii. The Bill of Quantities provided for two steel double gates of 5000 mm x 2400mm high fabricated on 50 *5000mm R.H.S in framing and box 25mm R.H.S in fills at 100mm centers and with 100*100mm R.H.S side posts coat into mass which was not done.

No approved variations to the contract were provided for audit. Further, the Management did not explain the circumstances under which the above contracted works were omitted at the execution stage.

In the circumstances, the value for money for the expenditure of Kshs.20,549,887 incurred could not be confirmed.

The audit was conducted in accordance with ISSAI 4000. The standard requires that I comply with ethical requirements and plan and perform the audit to obtain assurance about whether the activities, financial transactions and information reflected in the financial statements are in compliance, in all material respects, with the authorities that govern them. I believe that the audit evidence I have obtained is sufficient and appropriate to provide a basis for my conclusion.

REPORT ON EFFECTIVENESS OF INTERNAL CONTROLS, RISK MANAGEMENT AND GOVERNANCE

Conclusion

As required by Section 7(1)(a) of the Public Audit Act, 2015, based on the audit procedures performed, except for the matter described in the Basis for Conclusion on

Effectiveness of Internal Controls, Risk Management and Governance section of my report, I confirm that, nothing has else has come to my attention to cause me to believe that internal controls, risk management and overall governance were not effective.

Basis for Conclusion

Failure to Produce Offenders in Courts on Time

During the year under review, the Homa Bay Prison Management failed, on several occasions to produce offenders to various courts within Homa Bay County as and when required to do so. This was due to the existing official transport challenges whereby the prison had one vehicle only to serve seven courts.

In the circumstances, failure to produce offenders in court frustrates the fair administration of justice and denies the offenders their constitutional rights to defend themselves in court.

The audit was conducted in accordance with ISSAI 2315 and ISSAI 2330. The standards require that I plan and perform the audit to obtain assurance about whether processes and systems of internal controls, risk management and overall governance were operating effectively, in all material respects. I believe that the audit evidence I have obtained is sufficient and appropriate to provide a basis for my conclusion.

Responsibilities of Management and those Charged with Governance

The Management is responsible for the preparation and fair presentation of these financial statements in accordance with International Public Sector Accounting Standards (Cash Basis) and for maintaining effective internal controls as Management determines is necessary to enable the preparation of financial statements that are free from material misstatement, whether due to fraud or error and for its assessment of the effectiveness of internal controls, risk management and overall governance.

In preparing the financial statements, the Management is responsible for assessing the State Department's ability to sustain services, disclosing, as applicable, matters related to sustainability of services and using the applicable basis of accounting unless Management is aware of the intention to terminate the State Department or cease operations.

Management is also responsible for the submission of the financial statements to the Auditor-General in accordance with the provisions of Section 47 of the Public Audit Act, 2015.

In addition to the responsibility for the preparation and presentation of the financial statements described above, Management is also responsible for ensuring that the activities, financial transactions and information reflected in the financial statements are in compliance with the authorities which govern them, and that public resources are applied in an effective way.

Those charged with governance are responsible for overseeing the State Department's financial reporting process, reviewing the effectiveness of how Management monitors compliance with relevant legislative and regulatory requirements, ensuring that effective processes and systems are in place to address key roles and responsibilities in relation to governance and risk management, and ensuring the adequacy and effectiveness of the control environment.

Auditor-General's Responsibilities for the Audit

The audit objectives are to obtain reasonable assurance about whether the financial statements as a whole are free from material misstatement, whether due to fraud or error, and to issue an auditor's report that includes my opinion in accordance with the provisions of Section 48 of the Public Audit Act, 2015 and submit the audit report in compliance with Article 229(7) of the Constitution. Reasonable assurance is a high level of assurance, but is not a guarantee that an audit conducted in accordance with ISSAIs will always detect a material misstatement and weakness when it exists. Misstatements can arise from fraud or error and are considered material if, individually or in the aggregate, they could reasonably be expected to influence the economic decisions of users taken on the basis of these financial statements.

In addition to the audit of the financial statements, a compliance audit is planned and performed to express a conclusion about whether, in all material respects, the activities, financial transactions and information reflected in the financial statements are in compliance with the authorities that govern them and that public resources are applied in an effective way, in accordance with the provisions of Article 229(6) of the Constitution and submit the audit report in compliance with Article 229(7) of the Constitution.

Further, in planning and performing the audit of the financial statements and audit of compliance, I consider internal controls in order to give an assurance on the effectiveness of internal controls, risk management and governance processes and systems in accordance with the provisions of Section 7(1)(a) of the Public Audit Act, 2015 and submit the audit report in compliance with Article 229(7) of the Constitution. My consideration of the internal controls would not necessarily disclose all matters in the internal controls that might be material weaknesses under the ISSAIs. A material weakness is a condition in which the design or operation of one or more of the internal control components does not reduce to a relatively low level the risk that misstatements caused by error or fraud in amounts that would be material in relation to the financial statements being audited may occur and not be detected within a timely period by employees in the normal course of performing their assigned functions.

Because of its inherent limitations, internal controls may not prevent or detect misstatements and instances of non-compliance. Also, projections of any evaluation of effectiveness to future periods are subject to the risk that controls may become inadequate because of changes in conditions, or that the degree of compliance with the policies and procedures may deteriorate.

As part of an audit conducted in accordance with ISSAIs, I exercise professional judgement and maintain professional skepticism throughout the audit. I also:

- Identify and assess the risks of material misstatement of the financial statements, whether due to fraud or error, design and perform audit procedures responsive to those risks, and obtain audit evidence that is sufficient and appropriate to provide a basis for my opinion. The risk of not detecting a material misstatement resulting from fraud is higher than for one resulting from error, as fraud may involve collusion, forgery, intentional omissions, misrepresentations, or the override of internal controls.
- Evaluate the appropriateness of accounting policies used and the reasonableness of accounting estimates and related disclosures made by the Management.
- Conclude on the appropriateness of the Management's use of the applicable basis of accounting and, based on the audit evidence obtained, whether a material uncertainty exists related to events or conditions that may cast significant doubt on the State Department's ability to continue to sustain its services. If I conclude that a material uncertainty exists, I am required to draw attention in the auditor's report to the related disclosures in the financial statements or, if such disclosures are inadequate, to modify my opinion. My conclusions are based on the audit evidence obtained up to the date of my audit report. However, future events or conditions may cause the State Department to cease to sustain its services.
- Evaluate the overall presentation, structure and content of the financial statements, including the disclosures, and whether the financial statements represent the underlying transactions and events in a manner that achieves fair presentation.
- Obtain sufficient appropriate audit evidence regarding the financial information and business activities of the State Department to express an opinion on the financial statements.
- Perform such other procedures as I consider necessary in the circumstances.

I communicate with the Management regarding, among other matters, the planned scope and timing of the audit and significant audit findings, including any significant deficiencies in internal controls that are identified during the audit.

I also provide the Management with a statement that I have complied with relevant ethical requirements regarding independence, and to communicate with them all relationships and other matters that may reasonably be thought to bear on my independence, and where applicable, related safeguards.


CPA Nancy Gathungu, CBS
AUDITOR-GENERAL

Nairobi

13 January, 2023

STATE DEPARTMENT FOR CORRECTIONAL SERVICES
Annual Report and Financial Statements for the year ended 30th June 2022

8. Statement of assets and liabilities as at 30th June 2022

	Note	2021-2022	2020-2021
		Kshs	Kshs
FINANCIAL ASSETS			
Cash and Cash Equivalents			
Bank Balances	9A	187,143,716	4,114,875,007
Cash Balances	9B	-	210,804
Total Cash And Cash Equivalents		187,143,716	4,115,085,811
Accounts Receivables - Outstanding Imprest and Clearance Accounts	10	424,189,184	45,288,694
TOTAL FINANCIAL ASSETS		611,332,900	4,160,374,505
LESS: FINANCIAL LIABILITIES			
Accounts Payables - Deposits	11	383,017,655	4,123,762,685
NET FINANCIAL ASSETS		228,315,245	36,611,820
REPRESENTED BY			
Fund balance b/fwd	12	224,989,026	36,611,817
Prior year adjustments	13	-	-
Surplus/Deficit for the year		3,326,219	
NET FINANCIAL POSITION		228,315,245	36,611,817

The accounting policies and explanatory notes to these financial statements form an integral part of the financial statements. The entity financial statements were approved on 30 September, 2022 and signed by:

Name Mary Muthoni Muriuki, HSC
Principal Secretary

Name Mwangi Daniel
Head of Accounting Unit
ICPAK M/No 9061


STATE DEPARTMENT FOR CORRECTIONAL SERVICES
 Annual Report and Financial Statements for the year ended 30th June 2022

10 Statement of cash flows for the year ended 30th June 2022

CASH FLOW FROM OPERATING ACTIVITIES	Note	2021-2022 Kshs	2020-2021 Kshs
Receipts for operating income			
Proceeds from Domestic and Foreign Grants	1	70,000,000	-
Transfers from National Treasury	2	28,360,046,578	26,765,805,783
Other Revenues	3	200,000,000	-
Total		28,630,046,578	26,765,805,783
Compensation of Employees	4	20,747,654,222	20,009,264,429
Use of goods and services	5	7,212,515,671	6,018,625,929
Other grants and transfers	6	4,784,007	2,188,749
Social Security Benefits	7	17,613,895	3,026,749
Sub Total		27,982,567,795	26,033,105,856
Adjusted for:			
Changes in receivables		378,900,491	31,176,069
Changes in payables		3,740,745,030	3,296,042,415
Adjustments during the year	13	-	-
Subtotal		-	3,327,218,484
Net cashflow from operating activities		3,472,166,737	4,059,918,411
CASHFLOW FROM INVESTING ACTIVITIES			
Acquisition of Assets	8	644,152,564	67,847,998
Net cash flows from Investing Activities		644,152,564	67,847,998
CASHFLOW FROM BORROWING ACTIVITIES			
Net cash flow from financing activities		-	-
NET INCREASE IN CASH AND CASH EQUIVALENT		4,302,229,523	3,992,070,414
Cash and cash equivalent at BEGINNING of the year		4,115,085,807	123,015,393
Cash and cash equivalent at END of the year		187,143,716	4,115,085,807

STATE DEPARTMENT FOR CORRECTIONAL SERVICES
Annual Report and Financial Statements for the year ended 30th June 2022

The accounting policies and explanatory notes to these financial statements form an integral part of the financial statements. The entity financial statements were approved on 30 September, 2022 and signed by:



.....
Name Mary Muthoni Muriuki, HSC
Principal Secretary



.....
Name: Mwangi Daniel
Head of Accounting Unit
ICPAK M/No 9061

STATE DEPARTMENT FOR CORRECTIONAL SERVICES
Annual Report and Financial Statements for the year ended 30th June 2022

9. Statement of Comparison of budget and Actual Amounts for FY2021/22

Revenue/Expense Item	Original Budget	Adjustments	Final Budget	Actual on Comparable Basis	Budget Utilisation Difference	% of Utilisatic Difference to Final Budget
	a	b	c=a+b	d	e=c-d	f=d/c %
RECEIPTS						
Proceeds from Domestic and Foreign Grants	70,000,000	-	70,000,000	70,000,000	-	100%
Exchequer releases	29,584,725,368	706,842,877	28,877,882,491	28,360,046,578	517,835,913	98%
Other Receipts	3,500,000	200,000,000	203,500,000	200,000,000	3,500,000	98%
Total Receipts	29,658,225,368	506,842,877	29,151,382,491	28,630,046,578	521,335,913	98%
Payments						
Compensation of Employees	22,080,780,000	1,068,961,573	21,011,818,427	20,747,654,222	264,164,205	99%
Use of goods and services	6,627,189,732	791,958,745	7,419,148,477	7,212,515,671	206,632,807	97%
Other grants and transfers	8,850,000	-	8,850,000	4,784,007	4,065,993	54%
Social Security Benefits	10,196,018	10,061,573	20,257,591	17,613,895	2,643,696	87%
Acquisition of Assets	931,209,618	239,901,622	691,307,996	644,152,564	47,155,432	93%
Grand Total	29,658,225,368	506,842,877	29,151,382,491	28,626,720,359	524,662,132	98%
Surplus/Deficit	-	-	-	3,326,219	3,326,220	

(a) **Variance analysis:**

- (i) Other grants and transfers claims were made late and therefore not funded.
- (ii) Social Security Benefits claims were received late and therefore not funded.


(b) **Reallocations within the year:**

The changes between the original and final budget is as a result of budget reorganization in recognition of expenditure trends.

The actual on a comparable basis in the Summary Statement of Appropriation: Recurrent and Development Combined should agree to the amounts reported in the Statement of Receipts and Payments.

STATE DEPARTMENT FOR CORRECTIONAL SERVICES
Annual Report and Financial Statements for the year ended 30th June 2022

The entity financial statements were approved on 30th September, 2022 and signed by:



.....
Name Mary Muthoni
Muriuki,HSC
Principal Secretary



.....
Name: Mwangi Daniel

Head of Accounting Unit
ICPAK M/No 9061

STATE DEPARTMENT FOR CORRECTIONAL SERVICES
Annual Report and Financial Statements for the year ended 30th June 2022

11 (a) Summary Statement of Appropriation: Recurrent for FY2021/22

Revenue/Expense Item	Original Budget	Adjustments	Final Budget	Actual on Comparable Basis	Budget Utilisation Difference	% Utilisatic Different to Fin Budg
	a	b	c=a+b	d	e=d-c	f=d/c
RECEIPTS						
Exchequer releases	28,745,656,901	227,848,098	28,517,808,803	28,036,980,749	480,828,054	98
Other Receipts	3,500,000	-	3,500,000		3,500,000	0
Total Receipts	28,749,156,901	227,848,098	28,521,308,803	28,036,980,749	484,328,054	98
PAYMENTS						
Compensation of Employees	22,080,780,000	1,068,961,573	21,011,818,427	20,747,654,222	264,164,205	99
Use of goods and services	6,557,189,732	791,958,745	7,349,148,477	7,142,515,671	206,632,807	97
Other grants and transfers	8,850,000	-	8,850,000	4,784,007	4,065,993	54
Social Security Benefits	10,196,018	10,061,573	20,257,591	17,613,895	2,643,696	87
Acquisition of Assets	92,141,151	39,093,157	131,234,308	121,086,735	10,147,573	92
Grand Total	28,749,156,901	227,848,098	28,521,308,803	28,033,654,530	487,654,273	98
Surplus/Deficit	-	-	-	3,326,219	3,326,219	-

Notes

(a) Variance analysis:

- (i) Data to support Other Receipts which consist of self-generated AIA not yet received from source centers
- (ii) Other grants and transfers claims were made late and therefore not funded.
- (iii) Social Security Benefits claims were received late and therefore not funded.

(b) Reallocations within the year:

The entity financial statements were approved on 30th September, 2022 and signed by:



Name Mary Muthoni Muriuki, HSC
Principal Secretary



Name: Mwangi Daniel
Head of Accounting Unit
ICPAK M/No 9061

STATE DEPARTMENT FOR CORRECTIONAL SERVICES
Annual Report and Financial Statements for the year ended 30th June 2022

12 (b) Summary Statement of Appropriation: Development for FY2021/22

Revenue/Expense Item	Original Budget	Adjustments	Final Budget	Actual on Comparable Basis	Budget Utilisation Difference	% of Utilisation
	a	b	c=a+b	d	e=c-d	f=d/c %
RECEIPTS	-	-	-			
Proceeds from Domestic and Foreign Grants	70,000,000	-	70,000,000	70,000,000	-	100%
Exchequer releases	839,068,467	478,994,779	360,073,688.00	323,065,829	37,007,859	90%
Other Receipts	-	200,000,000	200,000,000.00	200,000,000	-	100%
Total Receipts	909,068,467	278,994,779	630,073,688	593,065,829	37,007,859	94%
Payments						
Use of goods and services	70,000,000	-	70,000,000	70,000,000	-	100%
Acquisition of Assets	839,068,467	278,994,779	560,073,688	523,065,829	37,007,859	93%
Grand Total	909,068,467	278,994,779	630,073,688	593,065,829	37,007,859	94%
Surplus/Deficit	-	-	-	0	0	


(a) **Variance analysis:**

The State Department has received the actual expenditure under use of goods and services financed by the donor at source.

(b) **Reallocations within the year:**

The difference between the original budget and the final budget was as a result of budget reduction.

The entity financial statements were approved on 30th September 2022 and signed by:



Name Mary Muthoni
Muriuki, HSC
Principal Secretary



Name: Mwangi Daniel
Head of Accounting Unit
ICPAK M/No 9061

STATE DEPARTMENT FOR CORRECTIONAL SERVICES
Annual Report and Financial Statements for the year ended 30th June 2022

11 (c) Budget Execution by Programmes and Sub-Programmes for FY2021/22

Programmes	Approved Budget Allocation	Actual Payments	Variance	Actual as a Percentage of budget
	Amount (KShs) a	Amount (KShs) b	Amount (KShs)c	d=b/a
Correctional services	26,919,581,877	26,701,333,987	218,247,890	92%
Probation and After Care Service	1,882,750,897	1,625,117,580	257,633,317	6%
General Administration	349,049,717	300,268,792	48,780,925	1%
Total	29,151,382,491	28,626,720,359	524,662,132	98%

Notes to the Financial Statement

The principle accounting policies adopted in the preparation of these financial statements are set out below:

1. Statement of Compliance and Basis of Preparation

The financial statements have been prepared in accordance with Cash-basis International Public Sector Accounting Standards (IPSAS) as prescribed by the Public Sector Accounting Standards Board (PSASB) and set out in the accounting policy note below. This cash basis of accounting has been supplemented with accounting for; a) receivables that include imprests and salary advances and b) payables that include deposits and retentions.

The financial statements comply with and conform to the form of presentation prescribed by the PSASB. The accounting policies adopted have been consistently applied to all the years presented.

2. Reporting Entity

The financial statements are for the State Department for Correctional Services. The financial statements encompass the reporting entity as specified under Section 81 of the PFM Act 2012 and also comprise of the following development projects implemented by the State Department for Correctional Services during the financial year are as listed in Annex 5 – List of Projects.

3. Reporting Currency

The financial statements are presented in Kenya Shillings (Kshs), which is the functional and reporting currency of the Government and all values are rounded to the nearest Kenya Shilling.

Significant Accounting Policies (Continued)

4. Significant Accounting Policies

The accounting policies set out in this section have been consistently applied by State Department for Correctional Services for all the years presented.

a) Recognition of Receipts

The State Department recognises all receipts from the various sources when the event occurs, and the related cash has been received by the *Entity*.

(i) Transfers from the Exchequer

Transfers from the exchequer are recognized in the books of accounts when cash is received. Cash is considered as received when payment instruction is issued to the bank and notified to the receiving *entity*.

(ii) External Assistance

External assistance is received through grants and loans from multilateral and bilateral development partners. Grants and loans shall be recognized in the books of accounts when cash is received. Cash is considered as received when a payment advice is received by the recipient entity or by the beneficiary. In case of grant/loan in kind, such grants are recorded upon receipt of the grant item and upon determination of the value. The date of the transaction is the value date indicated on the payment advice. A similar recognition criteria is applied for loans received in the form of a direct payment.

During the year ended 30th June 2022, there were no instances of non-compliance with terms and conditions which have resulted in cancellation of external assistance loans.

Significant Accounting Policies (Continued)

(iii) Other receipts

These include Appropriation-in-Aid and relates to receipts such as proceeds from disposal of assets and sale of tender documents. These are recognized in the financial statements the time associated cash is received.

b) Recognition of payments

The Entity recognises all payments when the event occurs, and the related cash has been paid out by the *Entity*.

i) Compensation of Employees

Salaries and wages, allowances, statutory contribution for employees are recognized in the period when the compensation is paid.

ii) Use of Goods and Services

Goods and services are recognized as payments in the period when the goods/services are paid for. Such expenses, if not paid during the period where goods/services are consumed, shall be disclosed as pending bills.

iii) Interest on Borrowing

Borrowing costs that include interest are recognized as payment in the period in which they are paid for. The State Department does not borrow as an entity but relies on exchequer issues from the National Treasury.

iv) Principal on borrowing

The repayment of principal amount of borrowing is recognized as payment in the period in which the repayment is made. The State Department does not borrow as an entity but relies on exchequer issues from the National Treasury.

Significant Accounting Policies (Continued)

v) Acquisition of Fixed Assets

The payment on acquisition of property plant and equipment items is not capitalized. The cost of acquisition and proceeds from disposal of these items are treated as payments and receipts items respectively. Where an asset is acquired in a non-exchange transaction for nil or nominal

consideration and the fair value of the asset can be reliably established, a contra transaction is recorded as receipt and as a payment.

A fixed asset register is maintained and a summary provided for purposes of consolidation. This summary is disclosed as an annexure 4 to the financial statements.

vi) In-kind contributions

In-kind contributions are donations that are made to the Entity in the form of actual goods and/or services rather than in money or cash terms. These donations may include vehicles, equipment or personnel services. Where the financial value received for in-kind contributions can be reliably determined, the *Entity* includes such value in the statement of receipts and payments both as receipts and as payments in equal and opposite amounts; otherwise, the contribution is not recorded.

vii) Third Party Payments

Included in the receipts and payments, are payments made on its behalf to third parties in form of loans and grants. These payments do not constitute cash receipts and payments and are disclosed in the payment to third parties in the statement of receipts and payments as proceeds from foreign borrowings.

Significant Accounting Policies (Continued)

c) Cash and Cash Equivalents

Cash and cash equivalents comprise cash on hand and cash at bank, short-term deposits on call and highly liquid investments with an original maturity of three months or less, which are readily convertible to known amounts of cash and are subject to insignificant risk of changes in value. Bank account balances include amounts held at the Central Bank of Kenya and at various commercial banks at the end of the financial year.

A bank account register is maintained and a summary provided for purposes of consolidation. This summary is disclosed as an annexure 8 to the financial statements.

Restriction on Cash

Restricted cash represents amounts that are limited/restricted from being used to settle a liability for at least twelve months after the reporting period. This cash is limited for direct use as required by stipulation.

Amounts maintained in deposit bank accounts are restricted for use in refunding third party deposits. As at 30th June 2022, this amounted to Kshs 187,143,716 compared to Kshs 4,114,875,008 in prior period as indicated on note 12. There were no other restrictions on cash during the year.

d) Imprests and advances

For the purposes of these financial statements, imprests and advances to authorised public officers and/or institutions which were not surrendered or accounted for at the end of the financial year are treated as receivables. This is in recognition of the government practice where the imprest payments are recognized as payments when fully accounted for by the imprest or Authority to Incur Expenditure (AIE) holders. This is an enhancement to the cash accounting policy. Other accounts receivables are disclosed in the financial statements.

Significant Accounting Policies (Continued)

e) Third party deposits and retention

For the purposes of these financial statements, deposits and retentions held on behalf of third parties have been recognized on an accrual basis (as accounts payables). This is in recognition of the government practice of retaining a portion of contracted services and works pending fulfilment of obligations by the contractor and to hold deposits on behalf of third parties. This is an enhancement to the cash accounting policy adopted for National Government Ministries and Agencies. Other liabilities including pending bills are disclosed in the financial statements.

f) Pending Bills

Pending bills consist of unpaid liabilities at the end of the financial year arising from contracted goods or services during the year or in past years. As pending bills do not involve the payment of cash in the reporting period, they are recorded as 'memorandum' or 'off-balance' items. When the pending bills are finally settled, such payments are included in the Statement of Receipts and Payments in the year in which the payments are made.

g) Budget

The budget is developed on a comparable accounting basis (cash basis except for imprest and deposits and retentions, which are accounted for on an accrual basis), the same accounts classification basis, and for the same period as the financial statements. The original budget was approved by Parliament in *June 2021 for the period 1st July 2021 to 30th June 2022* as required by Law and there were 2 supplementary adjustments to the original budget during the year.

A comparison of the actual performance against the comparable budget for the financial year under review has been included in the financial statements. Government Development Projects are budgeted for under the MDAs but receive budgeted funds as transfers and account for them separately. These transfers are recognised as inter-entity transfers.

Significant Accounting Policies (Continued)

h) Comparative Figures

Where necessary, comparative figures for the previous financial year have been amended or reconfigured to conform to the required changes in presentation.

i) Subsequent Events

There have been no events after the financial year end with a significant impact on the financial statements for the year ended 30th June 2022.

j) Prior Period Adjustment

During the year, errors that have been corrected are disclosed *under note 26* explaining the nature and amounts.

k) Related Party Transactions

Related party means parties are related if one party has the ability to:

- a) Control the other party or
- b) Exercise significant influence over the other party in making financial and operational decisions, or if the related party entity and another entity are subject to common control.

Related party transaction is a transfer of resources or obligations between related parties regardless of whether a price is charged.

Significant Accounting Policies (Continued)

l) Contingent Liabilities

A contingent liability is:

- a) A possible obligation that arises from past events and whose existence will be confirmed only by the occurrence or non-occurrence of one or more uncertain future events not wholly within the control of the entity; or
- b) A present obligation that arises from past events but is not recognised because:
 - i) It is not probable that an outflow of resources embodying economic benefits or service potential will be required to settle the obligation; or
 - ii) The amount of the obligation cannot be measured with sufficient reliability.

Some of contingent liabilities may arise from: litigation in progress, guarantees, indemnities. Letters of comfort/ support, insurance, Public Private Partnerships, The *entity* does not recognize a contingent liability but discloses details of any contingencies in the notes to the financial statements unless the possibility of an outflow of resources embodying economic benefits or service potential is remote. **Note xx** and *Annex 7* of this financial statement is a register of the contingent liabilities in the year.

STATE DEPARTMENT FOR CORRECTIONAL SERVICES
Annual Report and Financial Statements for the year ended 30th June 2022

Notes to the Financial Statements

1 Proceeds from Domestic and Foreign Grants

Name of Donor	Date received	Amount in foreign currency	2021-2022	2020-2021
			Kshs	Kshs
SIDA	2021 2022 financial year	6,495,847.00	70,000,000	-
TOTAL	2021 2022 financial year	6,495,847.00	70,000,000	-

The grant is provided by SIDA to probation and after care services in capacity building.

2 Exchequer releases

Description	2021-2022	2020-2021
	Kshs	Kshs
Total Exchequer Releases for quarter 1	5,019,907,659	4,243,549,630
Total Exchequer Releases for quarter 2	7,106,879,444	8,211,430,238
Total Exchequer Releases for quarter 3	6,464,581,541	4,457,701,475
Total Exchequer Releases for quarter 4	9,768,677,934	9,853,124,440
TOTAL	28,360,046,578	26,765,805,783

The additional funds compared to prior year was to cater for 3,000 prison recruits during the year under review.

3 Other Receipts

Description	2021-2022	2020-2021
	Kshs	Kshs
Sales of Market Establishments	200,000,000	-
TOTAL	200,000,000	-

The funds were AIA from Kenya Prison Enterprise under the revolving fund towards Prison Level 4 hospital at Prison Staff Training Centre, Ruiru

Notes to the Financial Statements (Continued)

4 Compensation to Employees

	2021-2022	2020-2021
	Kshs	Kshs
Basic salaries of permanent employees	13,064,620,390	11,809,572,315
Personal allowances paid as part of salary	7,683,033,832	8,199,692,114
TOTAL	20,747,654,222	20,009,264,429

5 Use of Goods and Services

USE OF GOODS AND SERVICES

	2021-2022	2020-2021
	Kshs	Kshs
Utilities, supplies and services	415,914,181	366,742,999
Communication, supplies and services	12,913,923	9,502,292
Domestic travel and subsistence	275,303,001	199,245,464
Foreign travel and subsistence	1,136,391	249,470
Printing, advertising and information supplies & services	14,202,794	904,380
Rentals of produced assets	83,454,139	88,952,355
Training expenses	270,128,309	21,789,651
Hospitality supplies and services	22,251,610	28,010,568
Insurance costs	1,500,000,000	1,500,000,000
Specialised materials and services	3,813,868,579	3,079,272,747
Office and general supplies and services	39,929,663	45,882,492
Other operating expenses	171,242,650	187,018,782
Routine maintenance – vehicles and other transport equipment	85,536,303	65,196,789
Routine maintenance – other assets	16,208,057	8,011,117
Fuel Oil and Lubricants	490,426,071	417,846,824
TOTAL	7,212,515,671	6,018,625,929

Notes to the Financial Statements (Continued)

6 Other Grants and Transfers

	2021-2022	2020-2021
	Kshs	Kshs
Scholarships and other educational benefits	4,784,007	2,188,749
Total	4,784,007	2,188,749

7 Social Security Benefits

	2021-2022	2020-2021
	Kshs	Kshs
Government pension and retirement benefits	17,613,895	3,026,749
TOTAL	17,613,895	3,026,749

STATE DEPARTMENT FOR CORRECTIONAL SERVICES
 Annual Report and Financial Statements for the year ended 30th June 2022

Notes to the Financial Statements (Continued)

8 Acquisition of Assets

	2021-2022	2020-2021
	Kshs	Kshs
Non-Financial Assets		
Construction of Buildings	440,312,313	38,555,215
Construction and Civil Works	81,879,876	6,783,384
Purchase of Vehicles and Other Transport Equipment	-	14,499,999
Overhaul of Vehicles and Other Transport Equipment	-	-
Purchase of Household Furniture and Institutional Equipment	66,501,150	132,100
Purchase of Office Furniture and General Equipment	103,230	-
Purchase of ICT Equipment, Software and Other ICT Assets		7,651,550
Purchase of Specialised Plant, Equipment and Machinery	55,130,245	-
Purchase of Certified Seeds, Breeding Stock and Live Animals	225,750	225,750
TOTAL	644,152,564	67,847,998

STATE DEPARTMENT FOR CORRECTIONAL SERVICES
Annual Report and Financial Statements for the year ended 30th June 2022

Notes to the Financial Statements (Continued)

9 Cash and Bank Accounts

A: Bank Accounts

Name of Bank, Account No. & currency	Amount in bank account currency	Indicate whether recurrent, Development, deposit e.t.c	Exc rate (if in foreign currency)	Bank Balane 2021-2022	Cashbook Balance 2021-2022	Cashbook Balance 2020-2021
				Kshs		Kshs
Central Bank of Kenya, 1000302054, KShs		Recurrent	1	107,212,587	1,704,678	604,203,523
Central Bank of Kenya, 1000302062, KShs		Development	1	39,857,508	319,718	12,060,019
Central Bank of Kenya, 1000302078, KShs		Deposit	1	91,638,206	90,213,936	110,949,306
Central Bank of Kenya, 1000302089, KShs		CBK 165	1	1,400,000	-	-
Central Bank of Kenya, 1000452617, KShs		Pending Bills Deposit	1	126,855,559	94,905,384	3,387,657,661
National Bank of Kenya, Account- 01001032494800		Kenya Prison Service Imprest Account- 01001032494800	1	-	-	4,499
Total	-			366,963,860	187,143,716	4,114,875,008

9B: Cash on hand

Description	2021-2022	2020-2021
	Kshs	Kshs
Cash in Hand – Held in domestic currency	-	210,804
Cash in Hand – Held in foreign currency		
TOTAL	-	210,804

Detailed Cash is as follows:

Description	2021-2022	2020-2021
	Kshs	Kshs
Headquarters, State Department for Correctional Services - Recurrent	-	210,804
Headquarters, State Department for Correctional Services - Deposit	-	
TOTAL	-	210,804

STATE DEPARTMENT FOR CORRECTIONAL SERVICES
Annual Report and Financial Statements for the year ended 30th June 2022

Notes to the Financial Statements (Continued)

: Imprests and Advances

10. Outstanding Imprests

<i>Description</i>	2021-2022	2020-2021
	Kshs	Kshs
Government Imprests	108,100	92,000
Salary advances	-	-
District suspense	424,081,084	40,435,712
Clearance accounts		4,760,981
TOTAL	424,189,184	45,288,694

11. Third party deposits and retention

Accounts Payables

	2021-2022	2020-2021
	Kshs	Kshs
Recurrent Suppliers	117,503,977	604,203,523
Development Contractors	82,940,076	12,060,019
Retention	90,213,936	110,949,306
Deposits	94,905,384	3,387,657,661
Imrest Account	-	4,499
Salary deduction	-	3,090,025
Other Liabilities		2,910,006
Withholding tax	- 2,545,718	2,887,646
TOTAL	383,017,655	4,123,762,685

The State Department has reduced by paying historical pending bills from Kshs 3,387,657,661 as at June 2021 to Kshs 94,905,384 as at June, 2022.

STATE DEPARTMENT FOR CORRECTIONAL SERVICES
Annual Report and Financial Statements for the year ended 30th June 2022

Notes to the Financial Statements (Continued)

12. Fund Balance Brought Forward

	2021-2022	2020-2021
	Kshs	Kshs
Bank accounts	187,143,716	136,598,297
Cash in hand	210,804	247,700
Receivables - Outstanding Imprests	1,022,689	775,411
Payables - Deposits	36,611,817	(101,009,591)
TOTAL	224,989,026	36,611,817

13. (Increase)/ Decrease in Advances and Imprests

Description	2021-2022	2020-2021
	Kshs	Kshs
Receivables As At 1 st July (A)	45,288,693.50	14,702,675
Receivables As At 30 th June (B)	424,189,184.00	45,288,694
(Increase)/ Decrease in Receivables (C=(B-A))	378,900,490.50	30,586,019

(Receivable as at 1st July for FY 2021/22 should be the same as receivable as at 30th June for FY 2020/21)

14. Increase/ (Decrease) in Retention and Third-Party Deposits

Description	2021-2022	2020-2021
	Kshs	Kshs
Payables As At 1 st July (A)	4,123,762,684.60	14,702,675
Payables As At 30 th June (B)	383,017,654.98	4,123,762,685
(Increase)/ Decrease in Receivables (C=(B-A))	- 3,740,745,029.62	4,109,060,010

15. Related Party Disclosures

Related party disclosure is encouraged under non-mandatory section of the Cash Basis IPSAS.

The following comprise of related parties to the (***name of the entity***)

- i) Key management personnel that include the Cabinet Secretaries and Accounting Officers
- ii) Other Ministries Departments and Agencies and Development Projects;
- iii) County Governments; and
- iv) State Corporations and Semi-Autonomous Government Agencies.

STATE DEPARTMENT FOR CORRECTIONAL SERVICES
Annual Report and Financial Statements for the year ended 30th June 2022

Notes to the Financial Statements (Continued)

16.1: Pending Accounts Payable (See Annex 1)

	Balance b/f	Additions for the period	Paid during the year	Balance c/f
	FY 2020/2021			FY 2021/2022
Description	Kshs	Kshs	Kshs	Kshs
Construction of Buildings	51,979,063	-	51,979,063	-
Construction of Civil Works	-	82,940,076	-	82,940,076
Supply of Goods	195,104,562	117,503,977	195,104,562	117,503,977
Total	247,083,625	200,444,053	247,083,625	200,444,053

16.2 Contingent Liabilities

Contingent liabilities	2021-2022	2020-2021
	Kshs	Kshs
Court case 23 against the State Department	65,822,046.02	N/A
Total	65,822,046.02	N/A

STATE DEPARTMENT FOR CORRECTIONAL SERVICES
Annual Report and Financial Statements for the year ended 30th June 2022

Notes to the Financial Statements (Continued)

17 Progress on follow up of Prior Years Auditor-General's recommendations

The State Department has implemented public accounts committee recommendations on the government of Kenya accounts for the financial year 2020/2021.

The following is the summary of issues raised by the Auditor-General during the prior year and management comments that were provided.

Reference No. on the external audit Report	Issue / Observations from Auditor	Management comments	Status: (Resolved / Not Resolved)	Timeframe: (Put a date when you expect the issue to be resolved)
297	Unsupported Transfers from Development Vote to Deposits Account	Explanations by the Accounting Officer in regard to the unsupported transfer from development vote to deposit account including bank statements and letters of authority was satisfactory.	Resolved	
298	The Accounting Officer should ensure that pending bills in any financial year are avoided at all cost. Where pending bills are unavoidable they should form the first charge in the budget of the subsequent year.	The pending bills as at 30th June 2019 formed the first charge in 2019/2020		
299	The Accounting Officer must at all times ensure that reconciliations are done in time and the complete financial statements submitted to the auditor General within three months after close of the Financial Year as provided for in Article 229 (4)(h), and section 81 (4)(a) of the Public		Resolved.	

STATE DEPARTMENT FOR CORRECTIONAL SERVICES
 Annual Report and Financial Statements for the year ended 30th June 2022

Reference No. on the external audit Report	Issue / Observations from Auditor	Management comments	Status: (Resolved / Not Resolved)	Timeframe: (Put a date when you expect the issue to be resolved)
	Finance Management Act 2012 read together with Regulation 90 of the PFM (National Government) Regulations 2015.			
300	There were no materials issues relating to effectiveness of internal controls, risk management and governance.	There were no materials issues relating to effectiveness of internal controls, risk management and governance.	Resolved	Continuous improvement on risk monitoring.
301	<p>The Accounting Officer must at all times ensure that he avails supporting documentation to the financial statements within (3) three months after the end of the financial year pursuant to section 68 (2) (k) of the PFM Act 2012.</p> <p>2) The Accounting Officer must at all times ensure that he prepares and keeps proper accounting records in line with the provisions of Section 68 (2) (b) of the PFM Act, 2012.</p> <p>3) The Accounting Officer must at all times ensure that he provides accurate records and other supporting documents pursuant to Section 9 (1) (e) of the Public Audit Act, 2015.</p>		Unresolved	
302	Explanations given by the Accounting Officer in regard to the cash in transit	Explanations given by the Accounting	Resolved	

*STATE DEPARTMENT FOR CORRECTIONAL SERVICES
Annual Report and Financial Statements for the year ended 30th June 2022*

Reference No. on the external audit Report	Issue / Observations from Auditor	Management comments	Status: (Resolved / Not Resolved)	Timeframe: (Put a date when you expect the issue to be resolved)
	and documents provided for audit verification was found to be satisfactory.	Officer in regard to the cash in transit and documents provided for audit verification.		
303	The Accounting Officer must at all times ensure that reconciliations are done in time and the complete financial statements submitted to the auditor general within three months after close of the Financial Year as provided for in Article 229 (4)(h), and section 81(4)(a) of the Public Finance Management Act 2012 read together with Regulation 90 of the PFM (National Government) Regulations 2015.	The Accounting Officer ensures that financial statements are submitted to the auditor general by 30th September after the closure of each Financial Year.		
304	304 Stalled Project for Production of Modern Motorized Vehicle Number Plates and Supply and Delivery of Motorized Vehicle Number Plate Blanks	The Accounting Officer explained that reconciliations were done and the completed financial statements submitted to the auditor general within three months after close of the Financial Year as provided for in Article 229 (4)(h), and	Resolved	

*STATE DEPARTMENT FOR CORRECTIONAL SERVICES
Annual Report and Financial Statements for the year ended 30th June 2022*

Reference No. on the external audit Report	Issue / Observations from Auditor	Management comments	Status: (Resolved / Not Resolved)	Timeframe: (Put a date when you expect the issue to be resolved)
		section 81(4)(a) of the Public Finance Management Act 2012 read together with Regulation 90 of the PFM (National Government) Regulations 2015.		
305	Unequal treatment of Suppliers	The explanation given by the Accounting Officer with regard to unequal treatment of suppliers including bank slips, bank statements and payment vouchers was satisfactory.	Resolved	
306	306 Effectiveness of internal controls, risk management and governance	There were no materials issues relating to effectiveness of internal controls, risk management and governance	Resolved	
307	Unsupported and unreconciled Pay Master General (PMG) account balance.	1) The Accounting Officer must at all times ensure that he avails supporting documentation to the financial statements within (3) three months after the end	Unresolved	

STATE DEPARTMENT FOR CORRECTIONAL SERVICES
 Annual Report and Financial Statements for the year ended 30th June 2022

Reference No. on the external audit Report	Issue / Observations from Auditor	Management comments	Status: (Resolved / Not Resolved)	Timeframe: (Put a date when you expect the issue to be resolved)
		of the financial year pursuant to section 68 (2) (k) of the PFM Act 2012. 2) The Accounting Officer must at all times ensure that he prepares and keeps proper accounting records in line with the provisions of Section 68 (2) (b) of the PFM Act, 2012. 3) The Accounting Officer must at all times ensure that he provides accurate records and other supporting documents pursuant to Section 9 (1) (e) of the Public Audit Act, 2015.		
308	Suspense Account	The Accounting Officer must at all times ensure that reconciliations are done and the completed financial statements submitted to the	Resolved	

STATE DEPARTMENT FOR CORRECTIONAL SERVICES
 Annual Report and Financial Statements for the year ended 30th June 2022

Reference No. on the external audit Report	Issue / Observations from Auditor	Management comments	Status: (Resolved / Not Resolved)	Timeframe: (Put a date when you expect the issue to be resolved)
		auditor general within three months after close of the Financial Year as provided for in Article 229 (4)(h), and section 81(4)(a) of the Public Finance Management Act 2012 read together with Regulation 90 of the PFM (National Government) Regulations 2015		
309	Pending Bills (Debtors)	The Accounting Officer must at all times ensure that reconciliations are done and the completed financial statements submitted to the auditor general within three months after close of the Financial Year as provided for in Article 229 (4)(h), and section 81(4)(a) of the Public Finance Management Act 2012 read together with Regulation 90 of	Resolved	

STATE DEPARTMENT FOR CORRECTIONAL SERVICES
 Annual Report and Financial Statements for the year ended 30th June 2022

Reference No. on the external audit Report	Issue / Observations from Auditor	Management comments	Status: (Resolved / Not Resolved)	Timeframe: (Put a date when you expect the issue to be resolved)
		the PFM (National Government) Regulations 2015. The Accounting Officer must at all times ensure that reconciliations are done and the completed financial statements submitted to the auditor general within three months after close of the Financial Year as provided for in Article 229 (4)(h), and section 81(4)(a) of the Public Finance Management Act 2012 read together with Regulation 90 of the PFM (National Government) Regulations 2015.		
310	Budget Control and Performance	The Accounting Officer explained the budget implementation matrix	Resolved	

Principal Secretary

Principal Accounts Controller

STATE DEPARTMENT FOR CORRECTIONAL SERVICES
Annual Report and Financial Statements for the year ended 30th June 2022

18. Annexes

Annex 1 - Analysis of Pending Accounts Payable

SN	Supplier of Goods or Services	Original Amount	Date Contracted	Amount Paid To-Date	Outstanding Balance	Outstanding Balance	Comments
					2021/22	2020/21	
		A	B	c	d=a-c		
1	Juliminah Enterprises	109,000.00	21 06 2022	-	109,000.00	-	Late Submission
2	Drytree General contractors	811,200.00	28 06 2022	-	811,200.00	-	Late Submission
3	Ruvien suppliers	60,000.00	26 05 2022	-	60,000.00	-	Late Submission
4	Tamarose enterprises	800,000.00	20 06 2022	-	800,000.00	-	Late Submission
5	Kipurpur Co. Limited	164,000.00	27 06 2022	-	164,000.00	-	Late Submission
6	Kipurpur Co. Limited	80,000.00	27 06 2022	-	80,000.00	-	Late Submission
7	Drytree General contractors	792,000.00	28 06 2022	-	792,000.00	-	Late Submission
8	Drytree General contractors	540,000.00	28 06 2022	-	540,000.00	-	Late Submission
9	Rated systems	640,000.00	28 06 2022	-	640,000.00	-	Late Submission
10	Branly Enterprises	500,000.00	23 06 2022	-	500,000.00	-	Late Submission
11	Nachab Enterprises	900,000.00	23 06 2022	-	900,000.00	-	Late Submission
12	Kipurpur Co. Limited	80,000.00	22 06 2022	-	80,000.00	-	Late Submission
13	Mbarikiwa virginia enterprises	300,000.00	24 06 2022	-	300,000.00	-	Late Submission
14	Arianc flair enterprises	180,000.00	23 06 2022	-	180,000.00	-	Late Submission
15	Abeline Enterprises	475,000.00	17 06 2022	-	475,000.00	-	Late Submission
16	Jacksvin technologies	300,000.00	27 06 2022	-	300,000.00	-	Late Submission
17	Dezen Investment	1,500,000.00	27 06 2022	-	1,500,000.00	-	Late Submission
18	Oliam General merchants	950,000.00	13 06 2022	-	950,000.00	-	Late Submission
19	Kenbil Investments ltd	866,000.00	23 06 2022	-	866,000.00	-	Late Submission
20	Mbarikiwa virginia enterprises	2,050,000.00	06 06 2022	-	2,050,000.00	-	Late Submission
21	Combat agencies	113,880.00	28 06 2022	-	113,880.00	-	Late Submission
22	Drytree General contractors	67,200.00	28 06 2022	-	67,200.00	-	Late Submission
23	Mbarikiwa virginia enterprises	540,000.00	28 06 2022	-	540,000.00	-	Late Submission
24	Jecin Enterprises Ltd	2,700,000.00	08 06 2022	-	2,700,000.00	-	Late Submission
25	Talmmak building & construction	850,000.00	24 06 2022	-	850,000.00	-	Late Submission
26	Jejoh Trading Company Ltd	140,500.00	21 06 2022	-	140,500.00	-	Late Submission
27	Dimumu enterprises	76,200.00	23 06 2022	-	76,200.00	-	Late Submission
28	Whiltec Investment	308,430.00	22 06 2022	-	308,430.00	-	Late Submission
29	Skyware holding limited		24 06 2022				Late Submission

STATE DEPARTMENT FOR CORRECTIONAL SERVICES
Annual Report and Financial Statements for the year ended 30th June 2022

		148,500.00		-	148,500.00	-	
30	Amitros Limited	586,561.00	28 06 2022	-	586,561.00	-	Late Submission
31	Memtch electrical services	107,961.20	30 05 2022	-	107,961.20	-	Late Submission
32	Abeline Enterprises	95,000.00	27 06 2022	-	95,000.00	-	Late Submission
33	Flamingo Flour Millers	70,000.00	22 06 2022	-	70,000.00	-	Late Submission
34	Kenya National trading corporation	78,750.00	14 06 2022	-	78,750.00	-	Late Submission
35	Susele enterprises	338,700.00	28 06 2022	-	338,700.00	-	Late Submission
36	Kenya Power	388,600.00	04 06 2022	-	388,600.00	-	Late Submission
37	Kimgen Supplies Company Ltd	1,180,000.00	17 06 2022	-	1,180,000.00	-	Late Submission
38	Ruiru Prison	102,000.00	20 06 2022	-	102,000.00	-	Late Submission
39	Yakner Company Ltd	350,000.00	21 06 2022	-	350,000.00	-	Late Submission
40	Toyota Kenya Ltd	91,253.00	28 03 2022	-	91,253.00	-	Late Submission
41	Ramji Haribhai Devani Ltd	906,125.00	18 05 2022	-	906,125.00	-	Late Submission
42	Druce Investment	562,500.00	03 06 2018	-	562,500.00	-	Late Submission
43	Laski Merchants	176,000.00	31 05 2022	-	176,000.00	-	Late Submission
44	Kenya Meat Commission	1,476,000.00	22 06 2022	-	1,476,000.00	-	Late Submission
45	Tansyc Industrial Supplies	2,145,420.00	23 05 2022	-	2,145,420.00	-	Late Submission
46	Precis Model Images	157,500.00	20 05 2022	-	157,500.00	-	Late Submission
47	Kenya National trading corporation	492,540.00	10 06 2022	-	492,540.00	-	Late Submission
48	Kimgen Supplies Company Ltd	1,180,000.00	09 06 2022	-	1,180,000.00	-	Late Submission
49	Aenod Allied Systems	1,150,500.00	23 06 2022	-	1,150,500.00	-	Late Submission
50	M & M Agencies	1,150,325.00	21 06 2022	-	1,150,325.00	-	Late Submission
51	Uplands Interproducts Agencies	1,038,700.00	27 06 2022	-	1,038,700.00	-	Late Submission
52	Uplands Interproducts Agencies	1,034,000.00	27 06 2022	-	1,034,000.00	-	Late Submission
53	Bushgate Sawmills	1,440,000.00	24 06 2022	-	1,440,000.00	-	Late Submission
54	Febra Limited	2,382,400.00	09 06 2022	-	2,382,400.00	-	Late Submission
55	Mukenya Investments Limited	2,240,000.00	09 06 2022	-	2,240,000.00	-	Late Submission
56	Mukenya Communications Limited	1,650,000.00	06 06 2022	-	1,650,000.00	-	Late Submission
57	Mukenya Investments Limited	1,400,000.00	22 06 2022	-	1,400,000.00	-	Late Submission
58	Teamwork East Africa Ltd	7,840,000.00	27 06 2022	-	7,840,000.00	-	Late Submission
59	Bushgate Sawmills	1,440,000.00	27 06 2022	-	1,440,000.00	-	Late Submission
60	Paxton Ventures Ltd	3,735,200.00	24 06 2022	-	3,735,200.00	-	Late Submission
61	Rodgermos supplies	290,000.00	18 06 2022	-	290,000.00	-	Late Submission
62	Prison Industries	1,125,000.00	31 05 2022	-	1,125,000.00	-	Late Submission

STATE DEPARTMENT FOR CORRECTIONAL SERVICES
Annual Report and Financial Statements for the year ended 30th June 2022

63	Delcom Office Equipment	221,060.00	01 11 2021	-	221,060.00	-	Late Submission
64	Kenya Medical Supplies Agency	2,500,000.00	15 06 2022	-	2,500,000.00	-	Late Submission
65	Hilafric Limited	162,000.00	17 06 2022	-	162,000.00	-	Late Submission
66	Aligo Investment	150,000.00	20 06 2022	-	150,000.00	-	Late Submission
67	Lonaco Agencies Limited	140,000.00	20 06 2022	-	140,000.00	-	Late Submission
68	Petworld Ltd	204,175.00	10 06 2022	-	204,175.00	-	Late Submission
69	Kenya Meat Commission	1,001,220.00	28 06 2022	-	1,001,220.00	-	Late Submission
70	Still Wind Investments Ltd	450,000.00	02 06 2022	-	450,000.00	-	Late Submission
71	Kenbil Investments Ltd	866,000.00	03 06 2022	-	866,000.00	-	Late Submission
72	Chapgesa Ventures	1,680,000.00	22 06 2022	-	1,680,000.00	-	Late Submission
73	Hilafric Limited	162,600.00	20 06 2022	-	162,600.00	-	Late Submission
74	Decra East Africa Ltd	349,300.00	13 06 2022	-	349,300.00	-	Late Submission
75	Skyware holding limited	1,149,500.00	22 06 2022	-	1,149,500.00	-	Late Submission
76	Nairobi City Water & Sewerage Co. Ltd	2,713,672.80	05 05 2022	-	2,713,672.80	-	Late Submission
77	Scarteen Africa Ltd	950,000.00	08 06 2022	-	950,000.00	-	Late Submission
78	Meshatek capital Agencies	1,040,000.00	08 06 2022	-	1,040,000.00	-	Late Submission
79	Rodgermos supplies	360,000.00	10 06 2022	-	360,000.00	-	Late Submission
80	Milana Company Limited	126,000.00	29 06 2022	-	126,000.00	-	Late Submission
81	Pasifique Investments	612,000.00	30 06 2022	-	612,000.00	-	Late Submission
82	Panama Electrical & Refrigeration Ltd	600,000.00	25 05 2022	-	600,000.00	-	Late Submission
83	Hugler General Supplies	182,800.00	20 06 2022	-	182,800.00	-	Late Submission
84	Pillars Ventures Limited	95,200.00	14 06 2022	-	95,200.00	-	Late Submission
85	Kabirithu Enterprises	200,000.00	20 06 2022	-	200,000.00	-	Late Submission
86	Golden Services	130,000.00	20 06 2022	-	130,000.00	-	Late Submission
87	Rogermos Investment	440,800.00	20 06 2022	-	440,800.00	-	Late Submission
88	Mugoiri Investment company Ltd	180,000.00	22 06 2022		180,000.00	-	Late Submission
89	Modia Ventures Ltd	120,000.00	20 06 2022		120,000.00	-	Late Submission
90	Mukenya Investments Limited	448,000.00	10 03 2022		448,000.00	-	Late Submission
91	Dry Tree General Contractors Ltd	28,120.00	28 06 2022		28,120.00	-	Late Submission
92	Nigi Flagship General Merchants	371,400.00	31 01 2022		371,400.00	-	Late Submission
93	Kenya National Trading Corporation Ltd	441,000.00	29 06 2022		441,000.00	-	Late Submission
94	Kenya National Trading Corporation Ltd	428,400.00	29 06 2022		428,400.00	-	Late Submission
95	Rose capital investment	351,820.00	29 06 2022		351,820.00	-	Late Submission
96	Kenya Meat Commission	295,200.00	6 05 2022		295,200.00	-	Late Submission

STATE DEPARTMENT FOR CORRECTIONAL SERVICES
Annual Report and Financial Statements for the year ended 30th June 2022

97	Milana Company Limited	998,400.00	16 06 2022		998,400.00	-	Late Submission
98	Ruvien Supplier	100,800.00	21 06 2022		100,800.00	-	Late Submission
99	Sedna Company	240,000.00	20 06 2022		240,000.00	-	Late Submission
100	Prison Industries (Ruiru medium)	178,000.00	20 06 2022		178,000.00	-	Late Submission
101	Kimgen Supplies Company Ltd	590,000.00	22 06 20322		590,000.00	-	Late Submission
102	Petrokenya Oil Co.Ltd	152,600.00	10 06 2022		152,600.00	-	Late Submission
103	Kyokyu enterprises	140,000.00	24 02 2022		140,000.00	-	Late Submission
104	Kemya power	107,500.00	24 06 2022		107,500.00	-	Late Submission
105	Still Wind Investments Ltd	102,300.00	20 06 2022		102,300.00	-	Late Submission
106	Kenya power	700,000.00	20 06 2022		700,000.00	-	Late Submission
107	Petrokenya Oil Co.Ltd	212,400.00	21 06 2022		212,400.00	-	Late Submission
108	Nairobi City Water & Sewerage Co. Ltd	200,000.00	30 06 2022		200,000.00	-	Late Submission
109	Public Trustee (Ndege Clement Chira	28,375.40	30 06 2022		28,375.40	-	Late Submission
110	Public Trustee (Kagama Muchungi	51,799.90	30 06 2022		51,799.90	-	Late Submission
111	Public Trustee (Thuku Fredrick Gitau	35,726.60	30 06 2022		35,726.60	-	Late Submission
112	Public Trustee (Rapando Ericsson)	188,433.40	30 06 2022		188,433.40	-	Late Submission
113	Public Trustee (Ruto Geoffrey	15,162.60	30 06 2022		15,162.60	-	Late Submission
114	Public Trustee (Mbuvi Mwendwa	31,908.90	30 06 2022		31,908.90	-	Late Submission
115	Public Trustee (Mwera Edward	23,195.20	30 06 2022		23,195.20	-	Late Submission
116	Public Trustee (Mwaengo Chao	41,404.20	30 06 2022		41,404.20	-	Late Submission
117	Public Trustee (Pkiror Benjamin	13,305.60	30 06 2022		13,305.60	-	Late Submission
118	Febra Limited	256,000.00	17 06 2022		256,000.00	-	Late Submission
119	Febra Limited	580,000.00	22 06 2022		580,000.00	-	Late Submission
120	Prison Industries (Kitale medium)	400,000.00	18 03 2022		400,000.00	-	Late Submission
121	Kenya Meat Commission	420,865.00	30 06 2022		420,865.00	-	Late Submission
122	Dry Tree General Contractors Ltd	240,000.00	16 06 2022		240,000.00	-	Late Submission
123	M & M Agencies	247,197.50	21 06 2022		247,197.50	-	Late Submission
124	Fataz investment ltd	53,824.00	20 06 2022		53,824.00	-	Late Submission
125	Mission for essential drugs	172,000.00	16 06 2022		172,000.00	-	Late Submission
126	Druce Investment	580,000.00	14 06 2022		580,000.00	-	Late Submission
127	Redlins agency	89,300.00	23 06 2022		89,300.00	-	Late Submission
128	Silver Africa Tours and Safaris	49,380.00	24 06 2022		49,380.00	-	Late Submission
129	Kenya National Trading Corporation	131,000.00	23 06 2022		131,000.00	-	Late Submission
130	Nachab Enterprises	1,197,000.00	20 06 2022		1,197,000.00	-	Late Submission

STATE DEPARTMENT FOR CORRECTIONAL SERVICES
Annual Report and Financial Statements for the year ended 30th June 2022

131	Merstac Technologies	182,600.00	21 06 2022		182,600.00	-	Late Submission
132	Kenya Power	189,000.00	22 06 2022		189,000.00	-	Late Submission
133	Kenya Power	100,000.00	04 06 2022		100,000.00	-	Late Submission
134	Kenya Power	429,189.00	04 06 2022		429,189.00	-	Late Submission
135	Telkon Kenya	4,138.55	27 04 2022		4,138.55	-	Late Submission
136	Kenya Power	56,900.00	19 05 2022		56,900.00	-	Late Submission
137	Skyware holding limited	425,000.00	14 06 2022		425,000.00	-	Late Submission
138	Whiteman energy ltd	240,000.00	17 06 2022		240,000.00	-	Late Submission
139	Kenya Meat Commission	78,720.00	22 06 2022		78,720.00	-	Late Submission
140	Kenya National Trading Corporation	306,000.00	16 06 2022		306,000.00	-	Late Submission
141	Jacin enterprises	243,000.00	20 06 2022		243,000.00	-	Late Submission
142	Jerumwash enterprises	65,000.00	21 06 2022		65,000.00	-	Late Submission
143	Skyware holding limited	473,000.00	17 06 2022		473,000.00	-	Late Submission
144	Jack- Sinda Investments	43,500.00	30 05 2022		43,500.00	-	Late Submission
145	Kimgen Supplies Company Ltd	2,360,000.00	21 06 2022		2,360,000.00	-	Late Submission
146	Blades Kenya Ltd	500,000.00	14 06 2022		500,000.00	-	Late Submission
147	Patmwar Auto garage	22,000.00	15 06 2022		22,000.00	-	Late Submission
148	Whiteman energy ltd	200,000.00	20 06 2022		200,000.00	-	Late Submission
149	ENKAN ENTERPRISES	859,300.00	22/6/2022	-	859,300.00	-	Late Submission
150	RAMJI HARIBHAI DEVANI	2,633,129.00	25/6/2022		2,633,129.00	-	Late Submission
151	NYAIKA SUPPLIERS	420,000.00	23 06 2022		420,000.00	-	Late Submission
152	TOYOTA KENYA	32,572.00	24 05 2022		32,572.00	-	Late Submission
153	ANJELINE INVESTMENT	121,400.00	30 06 2022		121,400.00	-	Late Submission
154	ARISAN TECHNOLOGIES	1,886,800.00	30 06 2022		1,886,800.00	-	Late Submission
155	JULIMINAH ENTERPRISES	211,250.00	06 06 2022		211,250.00	-	Late Submission
156	MEGAPOINT ENTERPRISES	120,000.00	09 06 2022		120,000.00	-	Late Submission
157	KEMSA	81,375.00	18 01 2022		81,375.00	-	Late Submission
158	TEAMWORK EAST AFRICA	3,800,410.00	28 06 2022		3,800,410.00	-	Late Submission
159	FORCES EQUIPMENT K LTD	1,328,100.00	30 06 2022		1,328,100.00	-	Late Submission
160	WANDAS GENERAL SUPPLIERS LTD	6,000,000.00	22 06 2022		6,000,000.00	-	Late Submission
161	LYPHEUS LIMITED	716,785.00	30 06 2022		716,785.00	-	Late Submission
162	PACTUS ENTERPRISES	573,040.00	30 06 2022		573,040.00	-	Late Submission
163	KELDO ENTERPRISES	670,130.00	30 06 2022		670,130.00	-	Late Submission
164	TEE BEE CE GENERAL SUPPLIES	1,172,000.00	29 06 2022		1,172,000.00	-	Late Submission

STATE DEPARTMENT FOR CORRECTIONAL SERVICES
Annual Report and Financial Statements for the year ended 30th June 2022

165	PHIREN INVESTMENT	47,700.00	29 06 2022		47,700.00	-	Late Submission
166	MANJA BUSINESS SYSTEMS	797,800.00	29 06 2022		797,800.00	-	Late Submission
167	BERRUT GENERAL SUPPLIES	132,600.00	28 06 2022		132,600.00	-	Late Submission
168	SAMAKU ENTERPRISES	530,000.00	27 06 2022		530,000.00	-	Late Submission
169	KENYATTA NATIONAL HOSPITAL	1,250,167.00	13 06 2022		1,250,167.00	-	Late Submission
170	Atic Tours and travel	2,989,000.00	18 05 2022		2,989,000.00	-	Late Submission
171	SANITAM SERVICES (EA) LTD	586,080.00	29 12 2017	-	586,080.00	-	Late Submission
172	SANITAM SERVICES (EA) LTD	1,465,200.00	08 05 2018	-	1,465,200.00	-	Late Submission
	RECURRENT TOTAL	117,503,976.85			117,503,976.85		
173	FAIRTON AGENCIES	4,351,710.88	20 06 2022	-	4,351,710.88		Late Submission
174	TOBENA GENERAL AGENCIES	5,012,340.00	20 06 2022	-	5,012,340.00		Late Submission
175	FAIRTON AGENCIES LTD	8,817,519.60	19 05 2022	-	8,817,519.60		Late Submission
176	ZIRSOFT AGENCY LTD	6,109,651.20	24 06 2022	-	6,109,651.20		Late Submission
177	ANNEMBUGUS CONSTRUCTIONS	3,610,868.44	21 06 2022	-	3,610,868.44		Late Submission
178	GRANDE ENGINEERING	9,590,321.95	27 06 2022	-	9,590,321.95		Late Submission
179	KINGPOINT ENETERPRISES	8,311,578.64	29 06 2022	-	8,311,578.64		Late Submission
180	SEA ROCK ENGINEERING	9,956,350.00	12 05 2022	-	9,956,350.00		Late Submission
181	LUNAO ENGINEERING	5,311,611.00	08 04 2022	-	5,311,611.00		Late Submission
182	BLUE PACIFIC AGENCY	6,272,505.80	22 03 2022	-	6,272,505.80		Late Submission
183	NAJRAM FRONTIERS	2,491,837.00	28 06 2022	-	2,491,837.00		Late Submission
184	NAJRAM FRONTIERS	5,562,198.00	23 06 2022	-	5,562,198.00		Late Submission
185	BRIDGES PROMOTIONS	2,250,000.00	11 05 2022	-	2,250,000.00		Late Submission
186	JEKAM ENTERPRISES	2,000,333.82	14 06 2022	-	2,000,333.82		Late Submission
187	ASSURE LINK LIMITED	1,345,350.00	31 05 2022	-	1,345,350.00		Late Submission
188	AYOT COSTRUCTION COMPANY LTD	1,945,900.00	09 06 2022		1,945,900.00		Late Submission
	DEVELOPMENT TOTAL	82,940,076.33		-	82,940,076.33		
	GRAND TOTA RECURRENT AND DEVELOPMENT	200,444,053.18		-	200,444,053.18		

STATE DEPARTMENT FOR CORRECTIONAL SERVICES
Annual Report and Financial Statements for the year ended 30th June 2022

Annex 2 – Summary of Fixed Asset Register

Asset class	Historical Cost b/f (Kshs) 2020/2021	Additions during the year (Kshs)	Disposals during the year (Kshs)	Transfers in/(out) during the year	Historical Cost c/f (Kshs) 2021/22
Non Financial Assets					
Construction of Buildings	1,406,349,213	440,312,313	-	-	1,846,661,526.20
Construction and Civil Works	-	81,879,876	-	-	81,879,876.45
Purchase of Vehicles and Other Transport Equipment	99,021,494	-	-	-	99,021,494.00
Purchase of Household Furniture and Institutional Equipment		-	-	-	-
Purchase of Office Furniture and General Equipment	127,899,132	-	-	-	127,899,132.00
Purchase of ICT Equipment, Software and Other ICT Assets	79,521,599	66,501,150	-	-	146,022,749.00
Purchase of Specialised Plant, Equipment and Machinery	-	103,230	-	-	103,229.50
Rehabilitation and Renovation of Plant, Machinery and Equip.	756,489,536	-	-	-	756,489,536.00
Purchase of Certified Seeds, Breeding Stock and Live Animals	903,000	55,130,245	-	-	56,033,245.00
Purchase of Certified Seeds, Breeding Stock and Live Animals	-	225,750	-	-	225,750.00
TOTAL	2,470,183,974	644,152,564	-	-	3,114,336,538.15

(NB: The balance as at the end of the year is the cumulative cost of all assets bought and inherited by the Ministry, Department or Agency. Additions during the year should tie to note 18 on acquisition of assets during the year.

STATE DEPARTMENT FOR CORRECTIONAL SERVICES
Annual Report and Financial Statements for the year ended 30th June 2022

Ensure this section is complete and covers all the entity's assets. Ensure the complete fixed asset register is separately prepared as per circular number 5/2020 and follow up reminder of circular No.23/2020 of The National Treasury)

Annex 3 – List of Projects implemented by the State Department for Correctional Services FY 2021/2022

Ref	Project Name	Principal activity of the project	Accounting Officer	Project consolidated in these financial statements(yes/no)	BUDGET
1	Security in Penal Institutions	Security	Mary Muthoni Muriuki,HSC	Yes	154,620,000
2	Construction of penal facilities	Security	Mary Muthoni Muriuki,HSC	Yes	35,400,000
3	Prison staff housing	Housing	Mary Muthoni Muriuki,HSC	Yes	10,140,000
4	Probation office accommodation	Housing	Mary Muthoni Muriuki,HSC	Yes	71,001,100
5	Acquisition of ICT applications & infrastructure	Information Technology	Mary Muthoni Muriuki,HSC	Yes	15,000,000
6	Security in penal facilities - II	Security	Mary Muthoni Muriuki,HSC	Yes	12,120,000
7	Security in penal facilities - II	Security	Mary Muthoni Muriuki,HSC	Yes	39,620,000
8	Construction of penal facilities	Security	Mary Muthoni Muriuki,HSC	Yes	33,680,000
8	Complete construction of staff houses	Housing	Mary Muthoni Muriuki,HSC	Yes	59,790,000
9	Acquisition of ICT applications & infrastructure	Information Technology	Mary Muthoni Muriuki,HSC	Yes	89,300,000
10	Probation Hostels	Housing	Mary Muthoni Muriuki,HSC	Yes	65,637,421
11	Construction of Probation Office blocks	Administration	Mary Muthoni Muriuki,HSC	Yes	63,371,479
12	Security in penal institutions	Security	Mary Muthoni Muriuki,HSC	Yes	81,360,000
13	Completion of stalled projects	Security	Mary Muthoni Muriuki,HSC	Yes	31,150,000
14	Perimeter wall, watch tower & gate lodge	Security	Mary Muthoni Muriuki,HSC	Yes	11,500,000
15	Prisoners wards	Security	Mary Muthoni Muriuki,HSC	Yes	7,710,000
16	Administration blocks	Administration	Mary Muthoni Muriuki,HSC	Yes	7,000,000
17	Borehole/water system supply system/sewerage	Water & sanitation	Mary Muthoni Muriuki,HSC	Yes	7,000,000
18	Strengthening the Prison & Probation services phase II in Kenya Prison	Capacity building	Mary Muthoni Muriuki,HSC	Yes	70,000,000
19	Construction of Magereza level 4 Referral Hospital	Health provision	Mary Muthoni Muriuki,HSC	Yes	400,000,000
TOTAL DEVELOPMENT					1,265,400,000

STATE DEPARTMENT FOR CORRECTIONAL SERVICES
Annual Report and Financial Statements for the year ended 30th June 2022

Annex 4 – Contingent Liabilities Register

No	Nature of contingent liability	Payable to	Date of Judgment	Estimated	Expected date of payment	Remarks
				Amount Kshs		
1	Abitration E1104/2020	Italbuild Imports Limited -Vs- The State Department for Correctional Services	08.07.2019	27,886,567.91	2022 2023 Supplementary Budget	Advised by Attorney General to pay
2	Maseno SMRCC No. 288 of 2006	Wilson Mukuna Omulanga vs. The Hon. Attorney General	19.11.2012	665,317.00	2022 2023 Supplementary Budget	Advised by Attorney General to pay
3	Maseno SRMCC No. 275 of 2006	Herbert Okwemba vs. The Hon. Attorney General	15.09.2011	353,400.00	2022 2023 Supplementary Budget	Advised by Attorney General to pay
4	Maseno SRMCC No.303 of 2006	Reuben Aineah Omulama vs. The Hon. Attorney General	02.12.2010	488,600.00	2022 2023 Supplementary Budget	Advised by Attorney General to pay
5	Nairobi CMCC No.7775 of 2014	Regina Nduku Mutua vs. The Hon. Attorney General	19.12.2017	2,488,578.10	2022 2023 Supplementary Budget	Advised by Attorney General to pay
6	Maseno SRMCC No.294 of 2006	Francis Asiega vs. The Hon. Attorney General.	07.10.2010	337,400.00	2022 2023 Supplementary Budget	Advised by Attorney General to pay
7	CPT 233B of 2011	Job Nganga Thiongo V. OIC Kamiti Prison & 3 Othrs	18.01.2013	195,796.00	2022 2023 Supplementary Budget	Advised by Attorney General to pay
8	Mombasa CMCC 2306 of 2012	Fredrick Nicholas Onyango T/A Hawii Hape Construction Enterprise V. AG	06.04.2018	776,050.10	2022 2023 Supplementary Budget	Advised by Attorney General to pay
9	Nairobi ELRC 2311 of 2015	Peter Maina Mwaniki V. PS & 8 Others	30.09.2019	902,440.00	2022 2023 Supplementary Budget	Advised by Attorney General to pay
10	Nairobi CMCC No.5 of 2015	Jacob Mukane Mahemba Versus the Hon.Attorney General and two others.	11.07.2019	10,628,644.86	2022 2023 Supplementary Budget	Advised by Attorney General to pay
11	Maseno SRMCC No. 268 of 2006	Nashon Kibuta vs.the Hon. Attorney General	12.04.2017	416,600.00	2022 2023 Supplementary Budget	Advised by Attorney General to pay
12	Maseno SRMCC No.280 of 2008	Timothy Elabuna Ngala Vs.the Hon. Attorney General	24.05.2011	639,800.00	2022 2023 Supplementary Budget	Advised by Attorney General to pay
13	Maseno SRMCC No.299 of 2008	Amos Atiko Moyale vs. The Hon. Attorney General	12.04.2011	263,440.00	2022 2023 Supplementary Budget	Advised by Attorney General to pay
14	Maseno SRMCC No.283 of 2006	Zakayo Kwendo vs. The Hon. Attorney General	12.04.2017	461,320.00	2022 2023 Supplementary Budget	Advised by Attorney General to pay
15	Maseno SRMCC 304 of 2006	Nathan Mulumu Onyinyo v. The Hon. AG	29.09.2011	273,425.00	2022 2023 Supplementary Budget	Advised by Attorney General to pay

STATE DEPARTMENT FOR CORRECTIONAL SERVICES
Annual Report and Financial Statements for the year ended 30th June 2022

16	Kisumu SRMCC No. 338 of 2008	Paul Nyakwaka Ogolla for the Estate of Maxwell Otieno Were v The AG	6.10.2011	804,800.00	2022 2023 Supplementary Budget	Advised by Attorney General to pay
17	Kerugoya HC.Misc. JR 28 OF 2017	James Maina Muriuki v PS & The AG	13.07.2012	703,676.00	2022 2023 Supplementary Budget	Advised by Attorney General to pay
18	Nairobi CMCC 6523 of 2013	Stephen Njoroge Muchina vs. The Attorney General	24.06.2019	1,619,405.65	2022 2023 Supplementary Budget	Advised by Attorney General to pay
19	Nairobi HCPT No. 1 of 2021	Jane Wanjiru Migwi v The AG & 3 Others	13.06.2019	6,181,917.00	2022 2023 Supplementary Budget	Advised by Attorney General to pay
20	Kisumu ELRC No. 330 of 2016	Musa Kiprono Cheruiyot v C.G & PSC	10.03.2020	827,453.60	2022 2023 Supplementary Budget	Advised by Attorney General to pay
21	Nakuru CMCC 1070 of 2019	Ann Muthoni Maina v AG & Others	23.12.2020	812,590.00	2022 2023 Supplementary Budget	Advised by Attorney General to pay
22	Nakuru CMMCC 994 of 2019	Joseph Kimani Njoroge V. AG & Others	23.12.2020	517,915.00	2022 2023 Supplementary Budget	Advised by Attorney General to pay
23	Nairobi CMCC 7187 of 2012	Kennedy Watako Malesi	21.9.2016	5,069,080.19	2022 2023 Supplementary Budget	Advised by Attorney General to pay
24	Nairobi ELRC 14 of 2015	Peter Mwendwa Kaliki v AG	11.10.2016	342,342.00	2022 2023 Supplementary Budget	Advised by Attorney General to pay
25	ELRC JR.NO.4 OF 2020	Dennis Kipkirui Maritim V. PS, CG & 3 Others	22.10.21	150,000.00	2022 2023 Supplementary Budget	Advised by Attorney General to pay
26	Nakuru CMCC No. 994 of 2019	Joseph Kimani Njoroge a.k.a Joseph Kimani – Vs Min of Home Affairs & 5 others	17.09.2019	741,306.51	2022 2023 Supplementary Budget	Advised by Attorney General to pay
27	Nakuru CMCC No. 1070 of 2019	Ann Muthoni Maina Vs Min of Home Affairs & 5 others	17.10.2019	1,134,141.10	2022 2023 Supplementary Budget	Advised by Attorney General to pay
28	Nakuru CMCC No. 146 2019	Paul Kimani Vs Attorney General & others	2019	140,040.00	2022 2023 Supplementary Budget	Advised by Attorney General to pay
	Total			65,822,046.02		

Annex 5- Reports Generated from IFMIS

The following financial reports generated from IFMIS should be attached as appendices to these financial statements.

- i. GOK IFMIS Comparison Trial Balance
- ii. FO30 (Bank reconciliations) for all bank accounts
- iii. GOK IFMIS Receipts and Payments Statement
- iv. GOK IFMIS Statement of Financial Position
- v. GOK IFMIS Statement of Cash Flows
- vi. GOK IFMIS Notes to the Financial Statements
- vii. GOK IFMIS Statement of Budget Execution
- viii. GOK IFMIS Statement of Deposits
- ix. GOK IFMIS Budget Execution by Programme and Economic Classification
- x. GOK IFMIS Budget Execution by Heads and Programmes
- xi. GOK IFMIS Budget Execution by Programmes and Sub-programmes

Trial Balance Comparison Report

Entity: 1023-State Department For

22

21

Account No and Description	Current Period		Previous period	
	Debit Balance	Credit Balance	Debit Balance	Credit Balance
	Kshs	Kshs	Kshs	Kshs
1310202 Capital Grants from Foreign	0	70,000,000.00	0	0
1310200 Grants from Foreign Govts. - Direct	0	70,000,000.00	0	0
1310000 Grants from Foreign Governments	0	70,000,000.00	0	0
1420102 Other Revenues	0	200,000,000.00	0	0
1420100 Sales of Market Establishment	0	200,000,000.00	0	0
1420000 Sales of Goods and Services	0	200,000,000.00	0	0
2110101 Basic Salaries - Civil Service	911,906,587.55	0	11,809,572,315.10	0
2110107 Basic Salaries - Police, Prison Officers	11,723,097,278.45	0	0	0
2110100 Basic Salaries - Permanent Employees	12,635,003,866.00	0	11,809,572,315.10	0
2110202 Casual Labour - Others	0	0	0	0
2110200 Basic Wages - Temporary Employees	0	0	0	0
2110301 House Allowance	2,988,314,305.35	0	3,368,840,004.15	0
2110307 Hardship Allowance	293,064,851.75	0	210,840,648.75	0
2110309 Special Duty Allowance	7,165,057.00	0	3,877,200.00	0
2110310 Top-up Allowance	0	0	0	0
2110311 Transfer Allowance	9,660,779.65	0	1,437,076.00	0
2110312 Responsibility Allowance	0	0	3,200.00	0
2110313 Entertainment Allowance	1,200,000.00	0	0	0
2110314 Transport Allowance	1,245,460,182.55	0	1,050,229,524.20	0
2110315 Extraneous Allowance	5,392,580.00	0	73,000.00	0
2110317 Domestic Servant Allowance	385,000.00	0	0	0
2110318 n Practising Allowance	1,260,000.00	0	0	0
2110319 Top-up House Allowance	1,024,946,499.65	0	1,032,755,835.50	0
2110320 Leave Allowance	119,410,153.35	0	86,717,277.60	0
2110322 Risk Allowance	480,000.00	0	0	0
2110334 Instructors Allowance	85,067,276.20	0	55,466,249.65	0
2110335 Emergency Call Allowance	0	0	0	0
2110337 Police/Prison Allowance	2,330,843,670.45	0	2,389,452,097.90	0
2110300 Personal Allowances paid as part of	8,112,650,355.95	0	8,199,692,113.75	0
2110403 Refund of Medical Expenses - Ex-Gratia	0	0	0	0
2110400 Personal Allowances paid as	0	0	0	0
2110000 Wages and Salary Contributions	20,747,654,221.95	0	20,009,264,428.85	0
2210101 Electricity	170,392,259.45	0	156,808,330.15	0
2210102 Water and Sewerage Charges	245,521,921.70	0	209,934,668.40	0
2210100 Utilities, Supplies and Services	415,914,181.15	0	366,742,998.55	0
2210201 Telephone, Telex, Facsimile and Mobile	10,090,334.60	0	7,583,548.65	0
2210202 Internet Connections	1,029,789.00	0	502,312.65	0
2210203 Courier & Postal Services	1,793,799.00	0	1,422,430.90	0
2210205 Satellite Access Services	0	0	0	0
2210206 Licencing fees for Communication	0	0	0	0
2210200 Communication, Supplies and Services	12,913,922.60	0	9,508,292.20	0
2210301 Travel Costs (airlines, bus, railway,	52,489,670.85	0	36,622,040.00	0
2210302 Accommodation - Domestic Travel	58,280,369.30	0	30,787,676.00	0
2210303 Daily Subsistence Allowance	143,509,611.20	0	110,836,620.30	0
2210304 Sundry Items (e.g. airport tax, taxis, etc?)	429,134.00	0	94,360.00	0
2210305 Shipment of Personal and Household	0	0	0	0
2210306 Repatriation Costs	12,854,610.00	0	12,015,000.00	0
2210307 Passage & Transfer Expenses	7,739,606.00	0	8,899,768.00	0
2210300 Domestic Travel and Subsistence, and	275,303,001.35	0	199,255,464.30	0
2210401 Travel Costs (airlines, bus, railway, etc.)	42,365.00	0	0	0
2210402 Accommodation	135,703.95	0	50,000.00	0
2210403 Daily Subsistence Allowance	958,322.50	0	199,470.00	0
2210404 Sundry Items (e.g. airport tax, taxis, etc?)	0	0	0	0
2210400 Foreign Travel and Subsistence, and	1,136,391.45	0	249,470.00	0
2210502 Publishing & Printing Services	13,411,284.00	0	115,523.60	0
2210503 Subscriptions to Newspapers, Magazines	634,160.00	0	668,196.00	0
2210505 Trade Shows and Exhibitions	157,350.00	0	120,660.00	0
2210500 Printing, Advertising and Information	14,202,794.00	0	904,379.60	0
2210602 Payment of Rents and Rates -	0	0	0	0
2210603 Rents and Rates - Non-Residential	83,454,138.85	0	88,952,354.65	0
2210600 Rentals of Produced Assets	83,454,138.85	0	88,952,354.65	0
2210701 Travel Allowance	1,633,563.00	0	234,700.00	0
2210702 Remuneration of Instructors and Contract	871,461.00	0	355,050.00	0
2210703 Production and Printing of Training	1,781,468.00	0	238,693.35	0
2210704 Hire of Training Facilities and Equipment	78,215,223.00	0	1,198,107.95	0
2210705 Field Training Attachments	11,533,780.00	0	569,600.00	0
2210706 Book Allowance	88,535.00	0	30,650.00	0
2210707 Project Allowance	230,000.00	0	170,000.00	0
2210708 Trainer Allowance	32,250.00	0	0	0

2210709 Research Allowance	1,585,880.00	0	126,800.00	0
2210710 Accommodation Allowance	1,396,470.00	0	482,000.00	0
2210711 Tuition Fees Allowance	1,159,678.50	0	884,050.00	0
2210712 Trainee Allowance	171,600,000.00	0	17,500,000.00	0
2210714 Gender Mainstreaming	0	0	0	0
2210700 Training Expenses	270,128,308.50	0	21,789,651.30	0
2210801 Catering Services (receptions),	5,641,019.00	0	4,603,084.50	0
2210802 Boards, Committees, Conferences and	1,437,565.00	0	1,217,067.00	0
2210803 State Hospitality Costs	83,500.00	0	96,000.00	0
2210805 National Celebrations	14,506,139.00	0	21,117,866.20	0
2210808 Purchase of Coffins	180,887.00	0	302,800.00	0
2210809 Board Allowance	402,500.00	0	673,750.00	0
2210800 Hospitality Supplies and Servi	22,251,610.00	0	28,010,567.70	0
2210901 Group Personal Insurance	0	0	0	0
2210903 Plant, Equipment and Machinery	0	0	0	0
2210910 Medical Insurance	1,500,000,000.00	0	1,500,000,000.00	0
2210900 Insurance Costs	1,500,000,000.00	0	1,500,000,000.00	0
2211001 Medical Drugs	82,659,008.70	0	61,488,085.50	0
2211002 Dressings and Other Non-	1,714,378.10	0	1,712,546.00	0
2211003 Veterinarian Supplies and Materials	4,298,272.70	0	2,879,855.00	0
2211004 Fungicides, Insecticides and Sprays	7,830,989.00	0	5,865,222.00	0
2211006 Purchase of Workshop Tools, Spares	1,625,358.00	0	2,442,980.30	0
2211008 Laboratory Materials, Supplies and Small	0	0	0	0
2211009 Education and Library Supplies	4,204,530.00	0	2,773,420.00	0
2211010 Supplies for Broadcasting and	250,000.00	0	134,000.00	0
2211011 Purchase/Production of Photographic	1,046,100.00	0	302,999.90	0
2211012 Purchase of Police, Prisons, and NYS	1,659,100.00	0	986,400.00	0
2211015 Foods and Rations	3,143,240,508.15	0	2,886,339,175.00	0
2211016 Purchase of Uniforms and Clothing -	76,871,489.00	0	18,056,290.00	0
2211017 Purchase of Uniforms and Clothing -	63,957,021.00	0	31,326,450.00	0
2211018 Purchase of Uniforms and Clothing -	304,300,250.00	0	5,160,000.00	0
2211021 Purchase of Bedding and Linen	70,982,080.00	0	17,057,950.00	0
2211022 Supplies for Women Inmates	27,205,539.00	0	20,919,399.00	0
2211023 Supplies for Production	4,924,113.00	0	1,694,149.00	0
2211027 Maintenance of Police Animals	17,099,842.00	0	20,183,825.00	0
2211000 Specialised Materials and Supp	3,813,868,578.65	0	3,079,322,746.70	0
2211101 General Office Supplies (papers, pencils,	19,776,311.60	0	22,118,800.80	0
2211102 Supplies and Accessories for Computers	10,986,218.00	0	16,021,668.40	0
2211103 Sanitary and Cleaning Materials,	9,167,133.00	0	7,742,022.80	0
2211100 Office and General Supplies and	39,929,662.60	0	45,882,492.00	0
2211201 Refined Fuels and Lubricants for	182,034,372.20	0	138,906,559.00	0
2211202 Refined Fuels and Lubricants for	653,515.00	0	500,000.00	0
2211203 Refined Fuels and Lubricants -- Other	3,389,993.05	0	3,236,348.95	0
2211204 Other Fuels (wood, charcoal, cooking gas	304,348,190.50	0	275,203,915.70	0
2211200 Fuel Oil and Lubricants	490,426,070.75	0	417,846,823.65	0
2211301 Bank Service Commission and Charges	251,620.00	0	230,130.00	0
2211302 School Examination and Invigilation Fees	0	0	0	0
2211303 Inmates Allowance	227,264.00	0	321,105.00	0
2211304 Medical Expenses	79,028,699.05	0	62,717,328.50	0
2211305 Contracted Guards and Cleaning	13,635,278.85	0	11,478,940.60	0
2211306 Membership Fees, Dues and	164,300.00	0	313,427.00	0
2211308 Legal Dues/fees, Arbitration and	1,650,000.00	0	2,639,000.00	0
2211310 Contracted Professional Services	573,152.00	0	2,809,479.55	0
2211312 Confidential Expenditures	25,000,000.00	0	25,000,000.00	0
2211313 Security Operations	50,677,336.55	0	81,391,821.00	0
2211323 Laundry Expenses	35,000.00	0	35,000.00	0
2211324 Registration of Land	0	0	91,550.00	0
2211329 HIV AIDS Secretariat workplace Policy	0	0	0	0
2211300 Other Operating Expenses	171,242,650.45	0	187,027,781.65	0
2210000 Goods and Services	7,110,771,310.35	0	5,945,493,022.30	0
2220101 Maintenance Expenses - Motor Vehicles	85,361,003.15	0	65,021,489.45	0
2220103 Maintenance Expenses - Boats and	175,300.00	0	175,300.00	0
2220105 Routine Maintenance - Vehicles	0	0	0	0
2220100 Routine Maintenance - Vehicles	85,536,303.15	0	65,196,789.45	0
2220201 Maintenance of Plant, Machinery and	3,672,874.00	0	3,376,024.05	0
2220202 Maintenance of Office Furniture and	80,000.00	0	83,999.95	0
2220204 Maintenance of Buildings -- Residential	0	0	26,160.00	0
2220205 Maintenance of Buildings and Stations --	5,249,020.00	0	1,640,743.00	0
2220206 Maintenance of Civil Works	4,470,421.00	0	1,484,400.00	0
2220209 Minor Alterations to Buildings and Civil	80,000.00	0	80,000.00	0
2220210 Maintenance of Computers, Software,	2,655,742.00	0	1,319,790.00	0
2220211 Maintenance of Police and Security	0	0	0	0
2220212 Maintenance of Communications	0	0	0	0
2220200 Routine Maintenance - Other Assets	16,208,057.00	0	8,011,117.00	0
2220000 Routine Maintenance	101,744,360.15	0	73,207,906.45	0
2620170 UN African Institute for Prevention of	0	0	0	0
2620100 Membership Fees and Dues and	0	0	0	0
2620000 Grants and Other Transfers to	0	0	0	0
2630101 Current Grants to Semi-Autonomous	0	0	0	0
2630100 Current Grants to Government Agencies	0	0	0	0
2630000 Grants & Transfer To Other Govt. Units	0	0	0	0
2640101 Scholarships and other Educational	581,820.00	0	800,829.00	0

2640102 Scholarships and other Educational	4,202,187.00	0	1,387,920.00	0
2640100 Scholarships and other Educational	4,784,007.00	0	2,188,749.00	0
2640000 Other Transfers and Emergency Relief	4,784,007.00	0	2,188,749.00	0
2710101 Early Retirement	0	0	0	0
2710102 Gratuity - Civil Servants	17,613,895.30	0	3,026,749.40	0
2710100 Government Pension and Retirement	17,613,895.30	0	3,026,749.40	0
2710000 Social Security Benefits	17,613,895.30	0	3,026,749.40	0
3110101 Purchase of Residential Buildings	0	0	0	0
3110100 Purchase of Buildings	0	0	0	0
3110201 Residential Buildings (including hostels)	8,555,183.00	0	14,515,059.25	0
3110202 Non-Residential Buildings (offices,	431,757,130.20	0	24,040,155.65	0
3110299 Construction of Buildings - Ot	0	0	0	0
3110200 Construction of Building	440,312,313.20	0	38,555,214.90	0
3110302 Refurbishment of Non-Residential	0	0	0	0
3110300 Refurbishment of Buildings	0	0	0	0
3110504 Other Infrastructure and Civil Works	82,178,489.45	0	6,783,383.85	0
3110500 Construction and Civil Works	82,178,489.45	0	6,783,383.85	0
3110701 Purchase of Motor Vehicles	0	0	14,499,999.00	0
3110799 Purchase of Vehicles & Other T	0	0	0	0
3110700 Purchase of Vehicles and Other	0	0	14,499,999.00	0
3110901 Purchase of Household and Institutional	0	0	19,250.00	0
3110902 Purchase of Household and Institutional	66,501,150.00	0	112,850.00	0
3110900 Purchase of Household Furniture and	66,501,150.00	0	132,100.00	0
3111001 Purchase of Office Furniture and Fittings	0	0	0	0
3111002 Purchase of Computers, Printers and	103,229.50	0	0	0
3111009 Purchase of other Office Equipment	0	0	0	0
3111000 Purchase of Office Furniture and General	103,229.50	0	0	0
3111101 Purchase of Medical and Dental	0	0	0	0
3111103 Purchase of Agricultural Machinery and	0	0	0	0
3111104 Purchase of Instrumentation and	775,990.00	0	0	0
3111106 Purchase of Fire fighting Vehicles and	0	0	0	0
3111108 Purchase of Police and Security	52,077,003.00	0	6,546,550.00	0
3111109 Purchase of Educational Aids and	0	0	0	0
3111111 Purchase of ICT Networking and	873,639.00	0	0	0
3111112 Purchase of Software	0	0	0	0
3111113 Purchase of Musical Instruments	1,105,000.00	0	1,105,000.00	0
3111100 Purchase of Specialised Plant,	54,831,632.00	0	7,651,550.00	0
3111301 Purchase of Certified Crop Seed	146,550.00	0	146,550.00	0
3111302 Purchase of Animals and Breeding Stock	79,200.00	0	79,200.00	0
3111300 Purchase of Certified Seeds, Breeding	225,750.00	0	225,750.00	0
3111502 Water Supplies and Sewerage	0	0	0	0
3111504 Other Infrastructure and Civil Works	0	0	0	0
3111500 Rehabilitation of Civil Works	0	0	0	0
3110000 Acquisition of Fixed Capital Assets	644,152,564.15	0	67,847,997.75	0
6510259 Prisons Industries Fund	0	634,884,369.70	0	463,966,041.20
6510200 01-010-E418-UNICEF PROGRAMME-M	0	634,884,369.70	0	463,966,041.20
6510000 Special Accounts	0	634,884,369.70	0	463,966,041.20
6530101 Ministry HQ Recurrent Bank A/C	0	6,900,028,720.85	0	6,909,186,653.40
6530111 District - Recurrent Bank A/c	0	0	0	0
6530100 Recurrent Bank Accounts	0	6,900,028,720.85	0	6,909,186,653.40
6530000 Recurrent Bank Accounts	0	6,900,028,720.85	0	6,909,186,653.40
6540101 Ministry HQ Development Bank A	0	46,366,887.10	0	30,743,730.60
6540111 District - Development Bank Ac	0	0	0	0
6540100 Development Bank Accounts	0	46,366,887.10	0	30,743,730.60
6540000 Development Bank Accounts	0	46,366,887.10	0	30,743,730.60
6550101 Ministry HQ Deposit Bank A/C	3,436,439,781.85	0	3,447,444,444.65	0
6550100 Deposit Bank Accounts	3,436,439,781.85	0	3,447,444,444.65	0
6550000 Deposit Bank Account	3,436,439,781.85	0	3,447,444,444.65	0
6580101 Cash	5,533,655,719.65	0	5,288,052,624.20	0
6580104 Cash in Transit	30,454,795,795.70	0	2,309,512,312.80	0
6580100 Cash in Hand	35,988,451,515.35	0	7,597,564,937.00	0
6580000 Cash in Hand	35,988,451,515.35	0	7,597,564,937.00	0
6710101 Staff Loans - General	0	0	0	0
6710102 Salary Paid in Advance	0	0	0	0
6710103 Salary advance	0	0	0	0
6710100 Debtors & Advances - Employees	0	0	0	0
6710000 Domestic Debtors & Advances	0	0	0	0
6740101 Prepayment	8,307,465.00	0	0	0
6740102 R/D Cheques	136,684,316.80	0	40,435,712.05	0
6740100 Other Debtors & Pre-payments	144,991,781.80	0	40,435,712.05	0
6740000 Other Debtors & Pre-payments	144,991,781.80	0	40,435,712.05	0
6760101 Standing Imprests	1,640,775.00	0	1,064,925.00	0
6760102 Special Imprests	0	0	0	0
6760103 Temporary Imprests	0	5,800,091.15	6,684,570.50	0
6760100 Imprests	1,640,775.00	5,800,091.15	7,749,495.50	0
6760000 Government Imprests	1,640,775.00	5,800,091.15	7,749,495.50	0
6770101 Inter-Ministerial Agency A/C	0	0	0	0
6770100 Ministerial Agency Accounts	0	0	0	0
6770000 Agency Accounts	0	0	0	0
6780101 General Suspense A/C	469,163,928.90	0	0	2,945,223,909.90
6780103 District Suspense A/c	361,723,502.35	0	96,257,629.50	0
6780110 Imprest Cash Recovery	0	0	0	0

6780111 Salary Advance Recovery		0	0	0	0
6780100 Suspense & Clearance Account		830,887,431.25	0	96,257,6	0
6780000 Suspense & Clearance Account		830,887,431.25	0	96,257,6	0
6790102 Receiving Inventory A/C		0	0	0	0
6790100 Other Current System A/cs		0	0	0	0
6790000 Other Current Assets (System r		0	0	0	0
7310101 General Deposits		1,592,754,514.35	0	247,200,534.20	0
7310103 Fuel Levy		58,800.00	0	0	0
7310100 General Deposits Items		1,592,813,314.35	0	247,200,534.20	0
7310000 Deposits		1,592,813,314.35	0	247,200,534.20	0
7320001 PAYE		0	0	0	0
7320002 NHIF		0	0	0	0
7320003 House Rent		0	0	0	0
7320006 NSSF		0	0	0	0
7320007 Co-operatives		0	0	0	0
7320008 Insurances		0	0	0	0
7320009 Hire Purchases		0	16,100.00	0	16,100.00
7320010 Court Attachments		0	0	0	0
7320011 WCPS		0	0	0	0
7320013 HELB Deductions		0	16,100.00	0	16,100.00
7320000 Other Liabilities		0	0	0	0
7320101 PAYE		52,500.55	0	52,500.00	0
7320102 NHIF		0	0	0	0
7320103 House Rent		0	223,272.75	0	223,272.75
7320106 NSSF		0	0	0	0
7320107 Co-operatives		0	826,630.90	6,230.90	0
7320108 Insurances		0	2,010,537.35	0	11,376.15
7320109 Hire Purchases		466,931.20	0	0	19,695.40
7320110 Court Attachments		0	629,317.60	0	7,000.00
7320111 WCPS		0	0	0	0
7320112 Staff Welfare Associations		0	1,188,366.70	0	24,999.90
7320113 HELB Deductions		592,255.75	0	592,255.80	0
7320114 Union Dues		0	0	0	0
7320115 Save As You Earn (SAYE)		0	0	0	0
7320116 Mortgages / Bank Loans		0	402,922.65	0	2,794,731.70
7320117 Govt. Liability Attachments		0	54,938.00	0	54,938.00
7320118 Provident Fund		0	3,211.50	0	0
7320119 RTD Salary - held for officer		0	0	0	0
7320121 Salary Overpayment Refunds		0	0	0	0
7320123 Civil Service Housing Fund		793,011.00	0	0	0
7320124 3% Commission on Deductions		5,435,539.85	0	5,435,539.85	0
7320125 Emergency Response Fund		0	0	0	0
7320126 Employee Contribution to PSSS		290,365.50	0	0	0
7320199 Salary Control Account		1,396,442.70	0	0	179,382.10
7320100 Salary Deductions		9,027,046.55	5,339,197.45	6,086,526.55	3,315,396.00
7320201 Contractors Retention Money		169,849.80	0	169,849.80	0
7320200 Other General Liabilities		169,849.80	0	169,849.80	0
7320000 Other Liabilities		9,196,896.35	5,355,297.45	6,256,376.35	3,331,496.00
7380101 General Withholding Tax		234,192.35	0	234,192.35	0
7380102 VAT Withholding		2,372,857.10	0	2,907,729.65	0
7380100 Withholding Taxes		2,607,049.45	0	3,141,922.00	0
7390101 Inventory AP Accrual		0	0	0	0
7390103 AP Liabilities		0	37,608,102.60	0	4,959,248.10
7390100 System Required Liabilities		0	37,608,102.60	0	4,959,248.10
7399999 Cash Clearing A/c		0	33,669,595,963.20	0	385,133,378.15
7390000 System Required Liabilities A/cs		0	33,707,204,065.80	0	390,092,626.25
9910101 Provision for Encumbrance		0	657,100.00	0	100,800.00
9910100 General Provisions		0	657,100.00	0	100,800.00
9910201 Exchequer Releases/ Provisioning		0	156,193,254,832.65	0	127,833,208,254.30
9910209 Remittances to Exchequer Miscellaneous		1,031,278,201.05	0	1,031,278,201.05	0
9910200 Exchequer Provisions		1,031,278,201.05	156,193,254,832.65	1,031,278,201.05	127,833,208,254.30
9910000 Provisions		1,031,278,201.05	156,193,911,932.65	1,031,278,201.05	127,833,309,054.30
9999999 Consolidated Fund		126,098,524,259.35	0	99,997,495,405.60	0
9999900 Opening Balance Reserves		126,098,524,259.35	0	99,997,495,405.60	0
9990000 Opening Balance Reserves		126,098,524,259.35	0	99,997,495,405.60	0
Total		197,763,551,364.70	197,763,551,364.70	138,575,853,511.65	138,575,853,511.65

The Statement has been prepared, reviewed and approved by the following:

Prepared By: _____

Date: _____

Reviewed By: _____

Date: _____

Approved By: _____

Date: _____