


REPUBLIC OF KENYA



Enhancing Accountability



REPORT

NATIONAL ASSEMBLY
PAPERS LAID

DATE: 10 APR 2025

DAY:
THURSDAY

OF

TABLED

HON. SILVANUS OSORO, MP

CLERK AT
THE-TABLE:

MAJORITY PARTY WHIP

INZOFA MWALE

THE AUDITOR-GENERAL

ON


ST. GEORGES GIRLS SECONDARY SCHOOL

FOR THE YEAR ENDED

30 JUNE, 2023

NAIROBI COUNTY

Revised 30th June 2023.



ST. GEORGE'S GIRLS' SECONDARY SCHOOL, NAIROBI

ANNUAL REPORT AND FINANCIAL STATEMENTS

**FOR THE FINANCIAL YEAR ENDED
30TH JUNE 2023**

Prepared in accordance with the Cash Basis of Accounting Method under the International Public Sector Accounting Standards

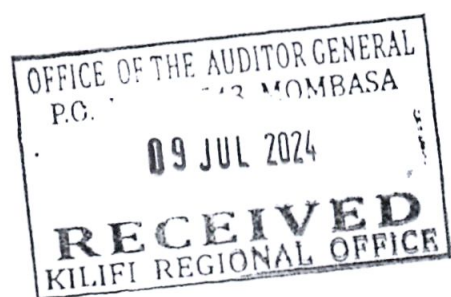


Table of Contents	Page
1. Acronyms and Glossary of Terms	ii
2. Key School Information and Management	iii
3. Summary Report of Performance of The School	viii
4. Statement of School Management Responsibility.....	xiii
5. Report Of The Independent Auditors (<i>To be attached</i>).....	xiv
6. Statement Of Receipts and Payments For the Year Ended 30 th June 2023.....	1
7. Statement of Assets and Liabilities As At 30 th June 2023.....	2
8. Statement of Cash Flows for the Year Ended 30 th June 2023.....	3
9. Statement Of Budgeted Versus Actual Amounts for The Year Ended 30 th June 2023	4
10. Significant Accounting Policies.....	9
11. Notes To The Financial Statements	11
12. Annexes	22

1. Acronyms and Glossary of Terms

BOM	Board of Management
CEB	County Education Board
IPSAS	International Public Sector Accounting Standards
KCSE	Kenya Certificate of Secondary Education
PFM	Public Finance Management
PSASB	Public Sector Accounting Standards Board
FY	Financial Year
FDSE	Free Day Secondary Education
BES	Boarding Equipment & Stores
SES	School Equipment & Stores
RMI	Repair Maintenance & Improvement
EWC	Electricity Water & Improvement
ICT	Integrated Computer Technology

2. Key School Information and Management

(a) Background information

The school is domiciled in Kenya and its operations are governed under the Basic Education Act, 2013. It is in **Nairobi** County, **Westlands** Sub-County.

The school was re-registered on **11/12/2019** under registration number **47S30000780** and is currently categorized as an **Extra County** public school established, owned or operated by the Government.

The school is a boarding school and had **1938** number of students as at *30th June 2023*. It has **8** streams and **76** teachers of which **16** teachers are employed by the School Board of Management.

(b) School Board of Management - Board Members

The School Board of Management established under Section 55 of the Basic Education Act, 2013; is composed of the following members:

Ref:	Name of Board Member	Designation	Date of appointment
1	FRED KAIGUA	Chairman	05/05/2022
2	GRACE MACHARIA	Secretary - Principal	30/01/2023
3	GIDEON THURANIRA	Member	05/05/2022
4	AGNES JACOB	Member	05/05/2022
5	JAMES GATHURA	Member	05/05/2022
6	ALPHONCE OWINO	Member	05/05/2022
7	MARGARET NGARI	Member	05/05/2022
8	HON. TOM OBONDO	Member	05/05/2022
9	ROSELYNE KIMIRRI	Member – Rep CEB	05/05/2022
10	EVELYN LUGALIA	Member Rep Teachers	05/05/2022
11	REV. DANSON KANGA	3 Members - Sponsor	05/05/2022
	EVANS GATURU		05/05/2022
	FENNY MWAKISHA		05/05/2022
12	MARGARET MUYA	Member - Community	05/05/2022
13	MARY SIAMETO	Member Special Needs	05/05/2022
14	PRECIOUS MUTHOKI	Rep Students	05/05/2022

The functions of the School Board of Management are to:

- Promote the best interests of the School and ensure its development.
- Promote quality education for all pupils in accordance with the standards set under the Basic Education Act, 2013.
- Ensure and assure the provision of proper and adequate facilities for the School.
- Manage the School's affairs in accordance with the rules and regulations governing occupational safety and health.
- Advise the County Education Board on the staffing needs of the School.
- Determine cases of pupils' discipline and make reports to the CEB.
- Prepare comprehensive termly report on all areas of its mandate and submit the report to CEB.
- Administer and manage the resources of the School.
- Receive, collect and account for any funds accruing to the institution in accordance with Article 226 (1) (a) of the Constitution of Kenya, Section 81 of the Public Finance Management Act, 2012 and the Fourth Schedule para 21 and 23 of the Basic Education Act, 2013.

(c) Committees of the Board

Ref:	Name of Committee	Names of Members	Designation	Number of meetings attended during the year
1	Executive Committee	1. FRED KAIFUA 2. GRACE MACHARIA 3. JAMES GATHURA 4. ALPHONCE OWINO 5. FENNY MWAKISHA 6. HON. TOM OBONDO 7. MARGARET NGARI 8. EVELYN LUGALIA	CHAIRPERSON BOM SECRETARY BOM MEMBER BOM MEMBER BOM MEMBER BOM MEMBER BOM MEMBER BOM MEMBER	2 out of 2 2 out of 2 2 out of 2 1 out of 2 2 out of 2 2 out of 2 2 out of 2 2 out of 2
2	Finance, Audit & General Purposes Committee	1. FRED KAIGUA 2. GRACE MACHARIA 3. AGNES JACOB 4. JAMES GATHURA 5. ALPHONCE OWINO 6. HON. TOM OBONDO 7. MARGARET NGARI 8. GIDEON THURANIRA 9. ROSELYN KIMIRRI 10. EVELYN LUGALIA	BOM CHAIR BOM SECRETARY CHAIRPERSON BOM MEMBER BOM MEMBER BOM MEMBER BOM MEMBER BOM MEMBER BOM MEMBER BOM MEMBER	2 out of 2 2 out of 2 2 out of 2 2 out of 2 1 out of 2 2 out of 2 2 out of 2 0 out of 2 2 out of 2 2 out of 2
3	Academic Committee	1. FENNY MWAKISHA 2. GRACE MACHARIA	CHAIRPERSON BOM SECRETARY	2 out of 2 2 out of 2

		3. HON. TOM OBONDO 4. MARGARET NGARI 5. JAMES GATHURA 6. ROSELYN KIMIRRI 7. REV. DANSON KANGA 8. ALPHONCE OWINO 9. EVELYN LUGALIA	BOM MEMBER BOM MEMBER BOM MEMBER BOM MEMBER BOM MEMBER BOM MEMBER BOM MEMBER	2 out of 2 2 out of 2 1 out of 2 2 out of 2 2 out of 2 2 out of 2 2 out of 2
4	Human Rights & Students' Welfare Committee	1. MARGARET MUYA 2. GRACE MACHARIA 3. AGNES JACOB 4. REV. DANSON KANGA 5. FENNY MWAKISHA 6. JAMES GATHURA 7. MARY SIAMETO 8. EVAN GATURU 9. GIDEON THURANIRA 10. EVELYN LUGALIA	CHAIRPERSON BOM SECRETARY BOM MEMBER BOM MEMBER BOM MEMBER BOM MEMBER BOM MEMBER BOM MEMBER BOM MEMBER BOM MEMBER	0 out of 0 0 out of 0 0 out of 0 0 out of 0 0 out of 0 0 out of 0 0 out of 0 0 out of 0 0 out of 0 0 out of 0
5	Development / School Infrastructure Committee	1. HON. TOM OBONDO 2. FRED KAIGUA 3. EVELYN LUGALIA 4. GRACE MACHARIA 5. ALPHONCE OWINO 6. MARGARET NGARI 7. ENG. OJUOK 8. ROSA MBUNO	CHAIRPERSON BOM CHAIR DEPUTY PRINC. BOM SECRETARY PA CHAIR BOM MEMBER PUBLIC WORKS SCDE	7 out of 7 5 out of 7 6 out of 7 7 out of 7 6 out of 7 7 out of 7 6 out of 7 5 out of 7
6	Discipline and welfare Committee	1. EVANS GATURU 2. FRED KAIGUA 3. GRACE MACHARIA 4. REV. DANSON KANGA 5. MARY SIAMETO 6. JAMES GATHURA 7. ALPHONCE OWINO 8. MARGARET NGARI 9. MARGARET MUYA 10. EVELYN LUGALIA	CHAIRPERSON BOM CHAIR BOM SECRETARY BOM MEMBER BOM MEMBER BOM MEMBER BOM MEMBER BOM MEMBER BOM MEMBER BOM MEMBER	2 out of 2 0 out of 2 2 out of 2 2 out of 2 2 out of 2 2 out of 2 1 out of 2 2 out of 2 2 out of 2 2 out of 2
7	Adhoc Committee – Strategic Planning Committee	1. FRED KAIGUA 2. GRACE MACHARIA 3. FENNY MWAKISHA 4. AGNES JACOB 5. GIDEON THURANIRA 6. ALPHONCE OWINO 7. MARGARET MUYA 8. HON. TOM OBONDO 9. EVANS GATURU 10. EVELYN LUGALIA	BOM CHAIR BOM SECRETARY BOM MEMBER BOM MEMBER BOM MEMBER BOM MEMBER BOM MEMBER BOM MEMBER BOM MEMBER BOM MEMBER	2 out of 3 3 out of 3 3 out of 3 3 out of 3 3 out of 3 3 out of 3 3 out of 3 3 out of 3 2 out of 3 3 out of 3

ST. GEORGE'S GIRLS' SECONDARY SCHOOL, NAIROBI
Annual Report and Financial Statements For the year ended 30th June 2023

(d) School operation Management

For the financial year ended 30th June 2023 the School day-to-day management was under the following persons:

Ref:	Designation	Name	Identification
1	Principal	MRS. GRACE MACHARIA	TSC No.372010
2	Deputy Principal	MS. EVELYN LUGALIA	TSC No.358994
3	School Bursar	MRS. MARY GITHINJI	ICPAK No.
4	Other (specify)		

(e) Schools contacts

Post Office Box: 11635 - 00400
 Telephone: 0722-260022
 E-mail: stgeorgesgirls440@gmail.com
 Website: www.stgeorgesgirlsnairobi.ac.ke
 Facebook:
 Twitter:

(f) School Bankers

The following school operated 6 number of bank accounts in the following banks: (Ensure all accounts including CDF accounts are included)

1. Name of Bank: KENYA COMMERCIAL BANK
 Branch: HURLINGHAM BANK
 Account Number: (I) SCHOOL FUND ACCOUNT – 1172853126
 (II) TUITION ACCOUNT – 1172853444
 (III) OPERATION ACCOUNT – 1172853762
 (IV) INFRASTRUCTURE ACCOUNT – 1214937942
 (V) INCOME GENERATING ACCOUNT - 1252308582

2. Name of Bank: CO-OPERATIVE BANK OF KENYA
 Branch: NAIROBI BUSINESS CENTRE BRANCH
 Account Number: SCHOOL FUND ACCOUNT - 01129123266000

3. MPESA Pay Bill No. (1) 522123 ACCOUNT NO.10120K attached to ACCOUNT NO. 1172853126 SCHOOL FUND ACCOUNT
 (2) 400222 ACCOUNT NO.1591# attached to ACCOUNT NO.01129123266000 SCHOOL FUND ACCOUNT
 (3) 522123 ACCOUNT NO.86473K attached to ACCOUNT NO.1252308582 INCOME GENERATING ACCOUNT

(g) Independent Auditors

Office of the Auditor General
Anniversary Towers, University Way
P.O. Box 30084
GPO 00100
Nairobi, Kenya

ST. GEORGE'S GIRLS' SECONDARY SCHOOL, NAIROBI
Annual Report and Financial Statements For the year ended 30th June 2023

3. Summary Report of Performance of The School

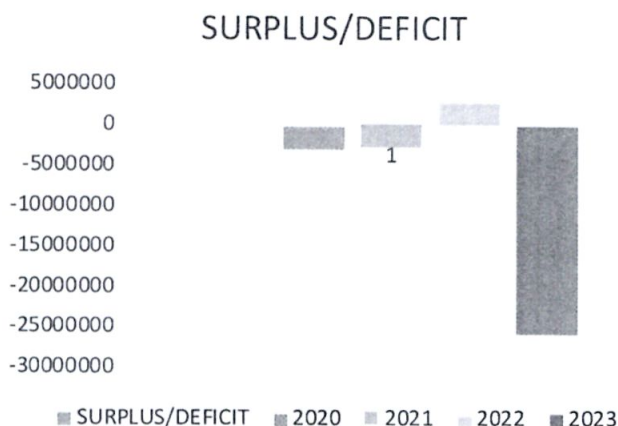
The following is a summary report of the performance of the school against the set performance evaluation criteria:

a) Financial performance:

a) Financial performance:

SURPLUS/DEFICIT

2020	(2,696,259.97)
2021	(3,032,622.80)
2022	3,157,741.25
2023	(25,859,778.52)

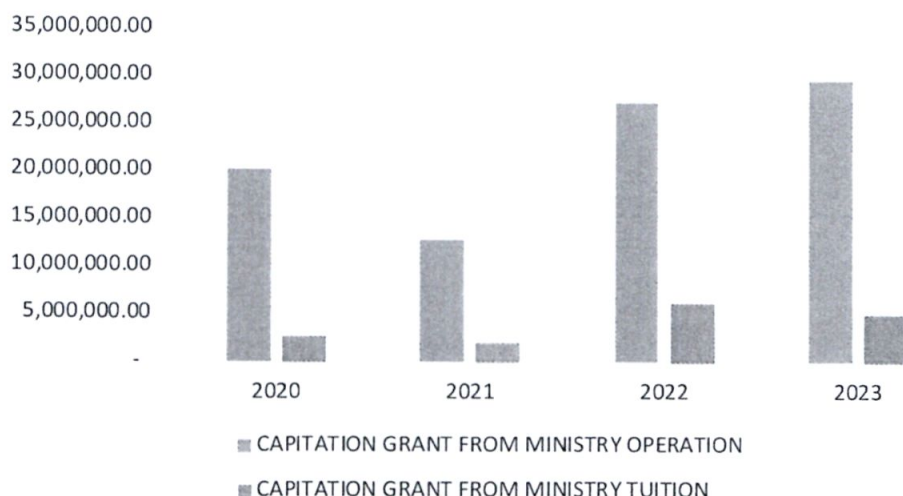


The high deficit is necessitated by construction of the new dormitory with the funding being done in phases and different financial period and high cost of living.

CAPITATION GRANT FROM MINISTRY

	OPERATION	TUITION
2020	20,197,975.00	2,656,294.00
2021	12,848,350.05	2,043,942.75
2022	27,205,900.00	6,268,107.30
2023	29,474,343.55	4,985,132.00

CAPITATION GRANT FROM MINISTRY



The decline in grant is due to less percentage of grant given in the year compared to last year.

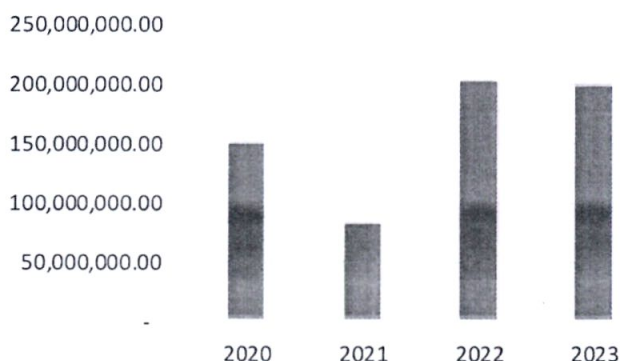
RATIO OF CAPITATION GRANT PER STUDENT

RATIO OF CAPITATION GRANT PER STUDENT			
YEAR	GRANT	NO OF STUDENTS	
2020	22,854,269.00	1544	14802.0
2021	14,892,292.80	1652	9014.7
2022	33,474,007.30	1733	19315.6
2023	34,459,475.55	1866	18467.0

OVERVIEW OF GROWTH OF OTHER INCOME

GROWTH OF OTHER INCOME	
YEAR	INCOME
2020	148,575,340.76
2021	81,040,219.82
2022	200,492,257.50
2023	196,742,428.72

GROWTH OF OTHER INCOME INCOME

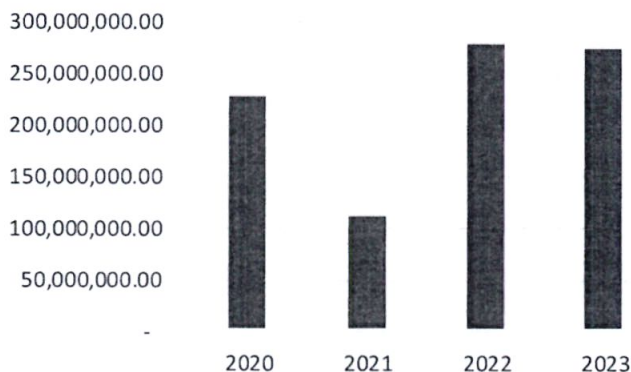


Growth in income is due to funding of construction of the dorm above the normal budget.

OVERVIEW OF GROWTH IN EXPENDITURE

GROWTH IN EXPENDITURE	
YEAR	EXPENDITURE
2020	224,604,450.28
2021	108,690,712.53
2022	275,855,736.94
2023	271,390,905.03

GROWTH IN EXPENDITURE EXPENDITURE



Growth in expenditure is due to spending in construction of the dorm above the normal budget.

ST. GEORGE'S GIRLS' SECONDARY SCHOOL, NAIROBI
Annual Report and Financial Statements For the year ended 30th June 2023

MOVEMENT OF DEBTORS AND CREDITORS

YEAR	DEBTORS	CREDITORS
2020	12,205,262.75	20,608,346.13
2021	15,148,233.20	11,453,064.73
2022	19,379,569.06	14,089,924.10
2023	36,568,725.97	51,478,900.67

MOVEMENT OF DEBTORS AND CREDITORS

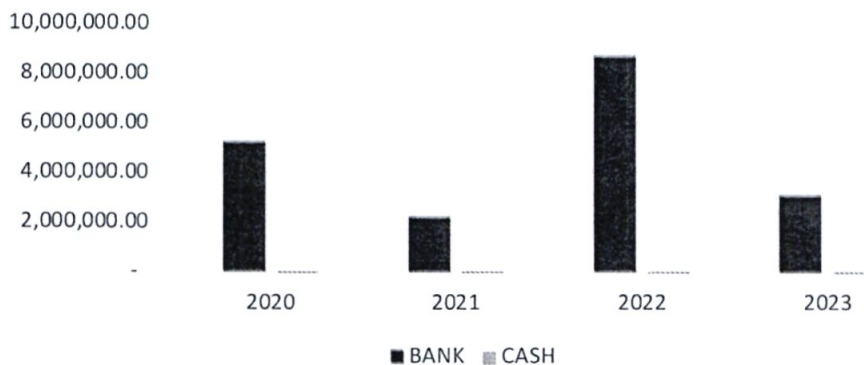


Increase in creditors and debtors is due to increase in cost of living and no increase in income.

CASH AND BANK BALANCES

YEAR	BANK	CASH
2020	5,212,520.45	22,106.81
2021	2,183,114.24	106,970.11
2022	8,752,389.00	100,960.11
2023	3,092,435.29	100,954.96

CASH AND BANK BALANCES



b) Teacher Student ratio:

Teacher:Student	No. of Recruited /Posted Teachers	No. of Transferred/Retired	TSC Employed Teachers	BOM Teachers
60:1938 1:33	10	9	60	16

c) Mean score in the 2020, 2021 and 2022 KCSE:

Year	Entry	School Mean	No. of Students joining universities	No. of students joining other learning institutions
2020	316	7.512 (B-)	217	99
2021	361	6.9501(C+)	224	137
2022	367	6.703 (C+)	188	179

d) Number of Candidates in the 2020,2021 and 2022 KCSE:

Year	No. of Candidates
2020	316
2021	361
2022	367

e) Capacity of the school:

No. of students	No. of dormitories	No. of Dining Halls	No. of Laboratories	No. of Toilets	No. of Libraries
1938	4	3	7	106	1

ST. GEORGE'S GIRLS' SECONDARY SCHOOL, NAIROBI
Annual Report and Financial Statements For the year ended 30th June 2023

f) Development projects carried out by the school:

(Development projects carried out in the year and ongoing projects including a disclosure of project fund sources in a tabular format).

Projects	Source of funds	Status	Initial Cost (Kshs)	Amount Spent (Kshs)	Expected completion time
Dormitory	Parents/M.O.E. Infrastructure	95% Complete	74,000,000.00	80,631,942.00	3 ^{0th} November, 2023
Refurbishment of Staff Houses	House Rent & Income Generating Activities	100%	27,000.000.00	20,382,282	DONE

.....
Grace W. Macharia
School Principal




4. Statement of School Management Responsibility

Section 81 (1) of the Public Finance Management Act, 2012 requires that, at the end of each financial year, each National Government School shall prepare financial statements in respect of that school. Section 81 (3) requires the financial statements so prepared to be in a form that complies with relevant accounting standards as prescribed by the Public Sector Accounting Standards Board (PSASB) of Kenya from time to time.

Schedule 4 (Section 23) of the Education Act, 2013 requires the Board of Management of a public institution of basic education to be keep all proper books and records of accounts of the income, expenditure and assets of the institution.

The Board of Management of (*Name of School*) accepts responsibility for the school's financial statements, which have been prepared on the Cash Basis Method of Financial Reporting, using appropriate accounting policies in accordance with International Public Sector Accounting Standards (IPSAS).

The Board of Management is of the opinion that the school's financial statements give a true and fair view of the state of the school's transactions during the financial year ended 30th June, 2023, and of the school's financial position as at that date.


.....

Name: Fred Kaigua

Designation: Chairman, School Board of Management


Date: 02/07/2024


.....

Name: Grace W. Macharia

Designation: School Principal & Secretary to Board of Management

Date: 02/07/2024


.....


Name: Mary M. Githinji

Designation: Bursar/ Finance Officer

Date: 02/07/2024

REPUBLIC OF KENYA

Telephone: +254-(20) 3214000
Email: info@oagkenya.go.ke
Website: www.oagkenya.go.ke



HEADQUARTERS
Anniversary Towers
Monrovia Street
P.O Box 30084-00100
NAIROBI

REPORT OF THE AUDITOR-GENERAL ON ST. GEORGES GIRLS SECONDARY SCHOOL FOR THE YEAR ENDED 30 JUNE, 2023 – NAIROBI COUNTY

PREAMBLE

I draw your attention to the contents of my report which is in three parts:

- A. Report on the Financial Statements that considers whether the financial statements are fairly presented in accordance with the applicable financial reporting framework, accounting standards and the relevant laws and regulations that have a direct effect on the financial statements.
- B. Report on Lawfulness and Effectiveness in Use of Public Resources which considers compliance with applicable laws, regulations, policies, gazette notices, circulars, guidelines and manuals and whether public resources are applied in a prudent, efficient, economic, transparent and accountable manner to ensure the Government achieves value for money and that such funds are applied for the intended purpose.
- C. Report on the Effectiveness of Internal Controls, Risk Management and Governance which considers how the entity has instituted checks and balances to guide internal operations. This responds to the effectiveness of the governance structure, risk management environment and internal controls, developed and implemented by those charged with governance for orderly, efficient and effective operations of the entity.

An unmodified opinion does not necessarily mean that an entity has complied with all relevant laws and regulations and that its internal controls, risk management and governance systems are properly designed and were working effectively in the financial year under review.

The three parts of the report are aimed at addressing the statutory roles and responsibilities of the Auditor-General as provided by Article 229 of the Constitution, the Public Finance Management Act, 2012 and the Public Audit Act, 2015. The three parts of the report when read together constitute the report of the Auditor-General.

REPORT ON THE FINANCIAL STATEMENTS

Qualified Opinion

I have audited the accompanying financial statements of St. Georges Girls' Secondary School – Nairobi County set out on Pages 1 to 21, which comprise the statement of financial assets and financial liabilities as at 30 June, 2023 and the statement of receipts and payments, statement of cash flows and statement of budgeted versus actual amounts for the year then ended and a summary of significant accounting policies and other explanatory information in accordance with the provisions of Article 229 of the

Constitution of Kenya and Section 35 of the Public Audit Act, 2015 . I have obtained all the information and explanations which to the best of my knowledge and belief, were necessary for the purpose of the audit.

In my opinion, except for the effect of the matters described in the Basis for Qualified Opinion section of my report, the financial statements present fairly, in all material respects, the financial position of the St. Georges Girls' Secondary School – Nairobi County as at 30 June, 2023 and of its financial performance and its cash flows for the year then ended, in accordance with International Public Sector Accounting Standard (Cash Basis) and comply with the Public Finance Management Act, 2012 and the Basic Education Act, 2013.

Basis for Qualified Opinion

1. Long Outstanding Receivables

The statement of financial assets and financial liabilities reflects accounts receivables balance of Kshs.36,568,726 in respect of fees arrears as disclosed in Note 13 to the financial statements. Included in the balance are receivables amounting to Kshs.8,012,944 which had been outstanding for more than two (2) years. However, there was no policy on the impairment of long outstanding fees arrears casting doubt on the fair statement of the accounts receivables balance.

In the circumstances, the accuracy and full recoverability of the outstanding receivables balance of Kshs.36,568,726 could not be confirmed.

2. Variances in Payables

The statement of financial assets and financial liabilities reflects payables balance of Kshs.51,478,900 as disclosed in Note 14 to the financial statements. However, the balance varies with Kshs.46,121,233 reflected in the ledger or Annex 1 resulting to an unexplained or an unreconciled variance of Kshs.5,357,667.

In the circumstances, the accuracy and completeness of trade payables balance of Kshs.51,478,900 could not be confirmed

3. Inaccuracies in the Financial Statements

The statement of receipts and payments reflects total receipts of Kshs.279,111,808 and total payments of Kshs.304,971,586 whereas the statement of budgeted versus actual amounts reflects total receipts of Kshs.192,571,556 and total payments of Kshs.219,704,990 resulting to unreconciled variance of Kshs.86,540,252 and Kshs.85,266,596 respectively. The Statement of cash flows reflects amounts that are not matched against the Notes to the financial statements. The summary of the fixed asset register at Annex 2 to the financial statements reflects total historical cost balance of Kshs.912,791,680 that differed with the recomputed balance of Kshs.911,681,680 resulting to unreconciled variance of Kshs.1,110,000.

In the circumstances, the accuracy and completeness of the financial statements could not be confirmed.

The audit was conducted in accordance with International Standards of Supreme Audit Institutions (ISSAIs). I am independent of the St. Georges Girls' Secondary School – Nairobi County Management in accordance with ISSAI 130 on Code of Ethics. I have fulfilled other ethical responsibilities in accordance with the ISSAI and in accordance with other ethical requirements applicable to performing audits of financial statements in Kenya. I believe that the audit evidence I have obtained is sufficient and appropriate to provide a basis for my qualified opinion.

Emphasis of Matter

Budgetary Control and Performance

The statement of budgeted versus actual amounts reflects final receipts budget and actual on comparable basis of Kshs.204,586,165 and Kshs.192,571,556 respectively, resulting to an under-funding of Kshs.12,014,609 or 6% of the budget. However, the School spent a balance of Kshs.219,704,990 against actual receipts of Kshs.192,571,556 resulting to an over expenditure of Kshs.27,133,434 or 14% of the actual receipts.

The under-funding and over-utilization affected the planned activities and may have impacted negatively on service delivery to the public.

My opinion is not modified in this respect to this matter.

Key Audit Matters

Key audit matters are those matters that, in my professional judgement, are of most significance in the audit of the financial statements. There were no key audit matters to report in the year under review.

REPORT ON LAWFULNESS AND EFFECTIVENESS IN USE OF PUBLIC RESOURCES

Conclusion

As required by Article 229(6) of the Constitution and based on the audit procedures performed, except for the matters described in the Basis for Conclusion on Lawfulness and Effectiveness in Use of Public Resources section of my report, I confirm that nothing else has come to my attention to cause me to believe that public resources have not been applied lawfully and in an effective way.

Basis for Conclusion

1. Transfer of Funds to Kenya Secondary Schools Heads Association (KESSHA)

The statement of receipts and payments reflects boarding and school fund payments amount of Kshs.270,919,040 as disclosed in Note 9 to the financial statements. Included in the expenditure is an amount of Kshs.1,125,380 transferred to Kenya Secondary School Heads Association (KESSHA). However, KESSHA is a welfare organization that draws its membership from School Principals only. The organization is not defined in Government Funding system and there is no assurance that it has implemented effective, efficient, and transparent financial management and internal control systems to manage the funds transferred by schools.

In the circumstances, value for money transferred to KESSHA amounting to Kshs.1,125,380 could not be confirmed.

2. Long Outstanding Payables

The statement of financial assets and financial liabilities and as disclosed in Note 14 to the financial statements reflects accounts payables balance of Kshs.51,478,901. However, included in the balance are trade payables balance of Kshs.840,375 which had been outstanding for more than three (3) years. This was contrary to Section 53 (8) of the Public Procurement and Asset Disposal Act, 2015 which states that 'an Accounting Officer shall not commence any procurement proceedings until satisfied that sufficient funds to meet the obligations of the resulting contracts are reflected in approved budget estimates.

In the circumstances, the School Management was in breach of the law and there is risk loss of public funds through litigations, interests and penalties.

3. Failure to Prepare School Improvement Plan

During the year under review, the School did not have an approved School Improvement plan, contrary to Section 2.2 of the Ministry of Education Operation Manual for Utilization of Learner Capitation Grant and Other School Funds, which requires schools to identify in every three-year school improvement planning cycle, one priority area in each of the four key areas which include curriculum implementation, foundational literacy and numeracy outcomes, an enabling environment for learning and parental involvement and community engagement for implementation.

In the circumstances, Management was in breach of the Policy Guidelines.

The audit was conducted in accordance with ISSAI 4000. The standard requires that I comply with ethical requirements and plan and perform the audit to obtain assurance about whether the activities, financial transactions and information reflected in the financial statements are in compliance, in all material respects, with the authorities that govern them. I believe that the audit evidence I have obtained is sufficient and appropriate to provide a basis for my conclusion.

REPORT ON THE EFFECTIVENESS OF INTERNAL CONTROLS, RISK MANAGEMENT AND GOVERNANCE

Conclusion

As required by Section 7(1)(a) of the Public Audit Act, 2015, based on the audit procedures performed, except for the matters described in the Basis for conclusion on Effectiveness of Internal Controls, Risk Management and Governance section of my report, I confirm that, nothing else has come to my attention to cause me to believe that internal controls, risk management and overall governance were not effective.

Basis for Conclusion

1. Lack of School Land Ownership Document

Annex 2 to the financial statements reflects summary of fixed assets register balance of Kshs.912,791,680 in respect of fixed assets which includes unvalued land. However, land

ownership documents were not provided for audit. Further, although an asset register was maintained to record the assets, the register lacked important information such as barcode identification numbers, accumulated depreciation and net book value.

In the circumstances, the effectiveness of internal controls relating to ownership and safe custody of the fixed assets could not be confirmed

2. Lack of Risk Assessment Policy and Disaster Recovery Plan

Review of the records revealed that the School Management had not developed a risk management policy and risk assessments were not performed during the period under audit review. This is contrary to Regulation 165(1) of the Public Finance Management Regulations (National Government), 2015 which requires each national government entity to develop risk management strategies and a system of risk management. Further, a disaster recovery plan or business continuity plan was not in place to ensure that the school recovers its functionality in case of an unplanned incident or disaster.

In the circumstances, Management was not in a position to identify, rank and prioritize critical risks and channel resources towards mitigating identified risks. Ultimately the utilization of resources and quality of service may be negatively affected.

The audit was conducted in accordance with the International Standards for Supreme Audit Institutions (ISSAIs) 2315 and 2330. The Standards require that I plan and perform the audit to obtain assurance about whether effective processes and systems of internal controls, risk Management and overall governance were operating effectively in all material respects. I believe that the audit evidence I have obtained is sufficient and appropriate to provide a basis for my conclusion.

Responsibilities of Management and those charged with Governance

Management is responsible for the preparation and fair presentation of these financial statements in accordance with International Public Sector Accounting Standards (Cash Basis) and for maintaining effective internal controls as Management determines is necessary to enable the preparation of financial statements that are free from material misstatement, whether due to fraud or error and for its assessment of the effectiveness of internal controls, risk management and governance.

In preparing the financial statements, Management is responsible for assessing the School's ability to sustain its services, disclosing, as applicable, matters related to sustainability of services and using the applicable basis of accounting unless Management is aware of an intention to terminate the School or to cease operations.

Management is also responsible for the submission of the financial statements to the Auditor-General in accordance with the provisions of Section 47 of the Public Audit Act, 2015.

In addition to the responsibility for the preparation and presentation of the financial statements described above, Management is also responsible for ensuring that the activities, financial transactions and information reflected in the financial statements are in compliance with the authorities which govern them and that public resources are applied in an effective way.

Those charged with governance are responsible for overseeing the School's financial reporting process, reviewing the effectiveness of how Management monitors compliance with relevant legislative and regulatory requirements, ensuring that effective processes and systems are in place to address key roles and responsibilities in relation to governance and risk management and ensuring the adequacy and effectiveness of the control environment.

Auditor-General's Responsibilities for the Audit

The audit objectives are to obtain reasonable assurance about whether the financial statements as a whole are free from material misstatement, whether due to fraud or error, and to issue an auditor's report that includes my opinion in accordance with the provisions of Section 48 of the Public Audit Act, 2015 and submit the audit report in compliance with Article 229(7) of the Constitution. Reasonable assurance is a high level of assurance, but is not a guarantee that an audit conducted in accordance with ISSAIs will always detect a material misstatement and weakness when it exists. Misstatements can arise from fraud or error and are considered material if, individually or in the aggregate, they could reasonably be expected to influence the economic decisions of users taken on the basis of these financial statements.

In addition to the audit of the financial statements, a compliance audit is planned and performed to express a conclusion about whether, in all material respects, the activities, financial transactions and information reflected in the financial statements are in compliance with the authorities that govern them and that public resources are applied in an effective way, in accordance with the provisions of Article 229(6) of the Constitution and submit the audit report in compliance with Article 229(7) of the Constitution.

Further, in planning and performing the audit of the financial statements and audit of compliance, I consider internal controls in order to give an assurance on the effectiveness of internal controls, risk management and governance processes and systems in accordance with the provisions of Section 7(1)(a) of the Public Audit Act, 2015 and submit the audit report in compliance with Article 229(7) of the Constitution. My consideration of the internal control would not necessarily disclose all matters in the internal controls that might be material weaknesses under the ISSAIs. A material weakness is a condition in which the design or operation of one or more of the internal control components does not reduce to a relatively low level the risk that misstatements caused by error or fraud in amounts that would be material in relation to the financial statements being audited may occur and not be detected within a timely period by employees in the normal course of performing their assigned functions.

Because of its inherent limitations, internal controls may not prevent or detect misstatements and instances of noncompliance. Also, projections of any evaluation of effectiveness to future periods are subject to the risk that controls may become inadequate because of changes in conditions, or that the degree of compliance with the policies and procedures may deteriorate.

As part of an audit conducted in accordance with ISSAIs, I exercise professional judgement and maintain professional skepticism throughout the audit. I also:

- Identify and assess the risks of material misstatement of the financial statements, whether due to fraud or error, design and perform audit procedures responsive to those risks and obtain audit evidence that is sufficient and appropriate to provide a basis for my opinion. The risk of not detecting a material misstatement resulting from fraud is higher than for one resulting from error, as fraud may involve collusion, forgery, intentional omissions, misrepresentations, or the override of internal control.
- Evaluate the appropriateness of accounting policies used and the reasonableness of accounting estimates and related disclosures made by Management.
- Conclude on the appropriateness of the Management's use of applicable basis of accounting and based on the audit evidence obtained, whether a material uncertainty exists related to events or conditions that may cast significant doubt on the School's ability to sustain its services. If I conclude that a material uncertainty exists, I am required to draw attention in the auditor's report to the related disclosures in the financial statements or, if such disclosures are inadequate, to modify my opinion. My conclusions are based on the audit evidence obtained up to the date of my audit report. However, future events or conditions may cause the school to cease to continue to sustain its services.
- Evaluate the overall presentation, structure and content of the financial statements, including the disclosures and whether the financial statements represent the underlying transactions and events in a manner that achieves fair presentation.
- Obtain sufficient appropriate audit evidence regarding the financial information and business activities of the school to express an opinion on the financial statements.
- Perform such other procedures as I consider necessary in the circumstances.

I communicate with Management regarding, among other matters, the planned scope and timing of the audit and significant audit findings, including any significant deficiencies in internal control that are identified during the audit.

I also provide Management with a statement that I have complied with relevant ethical requirements regarding independence and to communicate with them all relationships and other matters that may reasonably be thought to bear on my independence and where applicable, related safeguards.


FCPA Nancy Gathungu, CBS
AUDITOR-GENERAL

Nairobi

29 January, 2025

ST. GEORGE'S GIRLS' SECONDARY SCHOOL, NAIROBI
Annual Report and Financial Statements For the year ended 30th June 2023

6. Statement Of Receipts and Payments For the Year Ended 30th June 2023

Description Of Vote Head	Note	JUL 22 - JUN 23	JUL 21 - JUN 22
		Kshs	Kshs
Receipts			
Government grants for tuition	1	4,985,132.00	6,268,107.30
Government grants for operations	2	22,113,343.55	27,205,900.00
Government Grants for infrastructure	3	7,361,000.00	8,728,500.00
School fund income- parents' contributions	4	163,036,942.81	153,904,598.04
Miscellaneous incomes	5	81,615,389.37	90,482,833.85
Total Receipts		279,111,807.73	286,589,939.19
Payments			
Tuition	6	4,933,646.00	6,269,058.50
Operations	7	21,217,813.90	27,220,407.00
Infrastructure	8	7,901,086.00	8,186,373.00
Boarding and school fund	9	270,919,040.35	241,756,359.44
Total Payments		304,971,586.25	283,432,197.94
			-
Surplus/Deficit		(25,859,778.52)	3,157,741.25


The school financial statements were approved on 02/07/2024 and signed by:



Name: Fred Kaigua


Chair BOM

Date: 02/07/2024



Name: Grace W. Macharia
School Principal/ Secretary to
BOM

Date: 02/07/2024



Name: Mary M. Githinji

Bursar/ Finance Officer

Date: 02/07/2024

ST. GEORGE'S GIRLS' SECONDARY SCHOOL, NAIROBI
Annual Report and Financial Statements For the year ended 30th June 2023

7. Statement of Assets and Liabilities As At 30th June 2023

Description	Note	JUL 22 - JUN 23	JUL 21 - JUN 22
		Kshs	Kshs
Financial Assets			
Cash and cash equivalents			
Bank balances	10	3,092,435.29	8,752,389.00
Cash balances	11	100,954.96	100,960.11
Short term investments	12	-	-
Total cash and cash equivalent		3,193,390.25	8,853,349.11
Account's receivables	13	36,568,725.97	19,379,569.06
Total financial assets		39,762,116.22	28,232,918.17
Financial liabilities			
Accounts payables	14	51,478,900.67	14,089,924.10
Net financial assets		(11,716,784.45)	14,142,994.07
Represented by			
Accumulated fund b/fwd	15	14,142,994.07	10,985,252.82
Surplus/deficit for the year		(25,859,778.52)	3,157,741.25
Net financial position		(11,716,784.45)	14,142,994.07

The school's financial statements were approved on 02/07/2024 and signed by:

.....
Name: Fred Kaigua

Chair BOM

Date: 02/07/2024

.....
Name: Grace W. Macharia
School Principal/ Secretary to
BOM

Date: 02/07/2024

.....
Name: Mary M. Githinji

Bursar/ Finance Officer


Date: 02/07/2024

ST. GEORGE'S GIRLS' SECONDARY SCHOOL, NAIROBI
Annual Report and Financial Statements For the year ended 30th June 2023

8. Statement of Cash Flows for the Year Ended 30th June 2023

Description	Note	JUL 22 - JUN 23	JUL 21 - JUN 22
		Kshs	Kshs
Cash from Operating Activities			
Receipts			
Government grants for tuition	-	4,985,132.00	6,268,107.30
Government grants for operations	-	22,113,343.55	18,477,400.00
Government grants for infrastructure	-	7,361,000.00	8,728,500.00
School fund income- parents contributions/ fees	-	196,742,428.72	200,492,257.50
School fund income- other receipts	-	34,529,041.90	48,452,736.90
Total receipts	-	265,730,946.17	282,419,001.70
Payments	-	-	-
Cash outflows for tuition	-	4,933,646.00	6,269,058.50
Cash outflows for operations	-	21,217,813.90	18,491,907.00
Cash outflows Boarding/lunch and school fund payments	-	198,588,366.68	199,013,976.14
Cash outflow Income Generating	-	38,749,992.45	43,894,422.30
Total payments	-	263,489,819.03	267,669,363.94
Net cash inflow/outflow from operating activities	-	2,241,127.14	14,749,637.76
	-	-	-
Cash flow from investing activities	-	-	-
Acquisition of assets	-	(7,901,086.00)	(8,186,373.00)
Proceeds from sale of Assets	-	-	-
Proceeds from investments	-	-	-
Purchase of investments	-	-	-
Net cash inflow/outflows from investing activities	-	(7,901,086.00)	(8,186,373.00)
	-	-	-
Cash flow from Financing activities	-	-	-
Proceeds from borrowings/ loans	18	-	-
Repayment of principal borrowings	-	-	-
Net cash inflow/outflow from financing activities	-	-	-
	-	-	-
Net increase/decrease in cash and cash equivalents	-	(5,659,958.86)	6,563,264.76
Cash and cash equivalent at beginning of the FY	-	8,853,349.11	2,290,084.35
Cash and cash equivalent at end of the FY	-	3,193,390.25	8,853,349.11

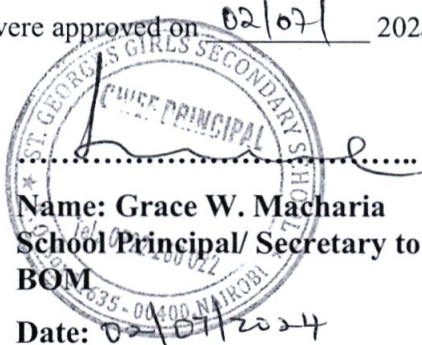

The school's financial statements were approved on 02/07/2024 and signed by:



Name: Fred Kaigua

Chair BOM

Date: 02/07/2024



 Name: Grace W. Macharia
 School Principal/ Secretary to
 BOM
 Date: 02/07/2024



Name: Mary M. Githinji

Bursar/ Finance Officer

Date: 02/07/2024

ST. GEORGE'S GIRLS' SECONDARY SCHOOL, NAIROBI
Annual Report and Financial Statements For the year ended 30th June 2023

9. Statement Of Budgeted Versus Actual Amounts for The Year Ended 30th June 2023

Receipt/Expenses Item	Original Budget	Adjustments	Final Budget	Actual On Comparable Basis	% Of Utilization
	a	b	e=a+b	d	e=d/c %
	Kshs	Kshs	Kshs	Kshs	Kshs
Receipts					
<i>(1) Capitation Grant on Tuition</i>					
Reference Materials	-	-	-	-	
Exercise Books	1,720,000.00	-	1,720,000.00	1,720,000.00	100%
Laboratory Equipment	1,000,000.00	-	1,000,000.00	1,051,486.00	105%
Internal Exams	-	-	-	-	0%
Teaching / Learning Materials	2,268,000.00	-	2,268,000.00	2,213,646.00	98%
Exams And Assessment	-	-	-	-	
<i>(2) Capitation Grant on Operations</i>					
Personnel Emoluments	8,845,000.00	(38,073.15)	8,806,926.85	8,806,926.85	100%
Repairs And Maintenance	7,361,000.00	-	7,361,000.00	7,361,000.00	100%
Local Transport / Travelling	1,592,000.00	(89.00)	1,591,911.00	1,591,911.00	100%
Electricity And Water	1,592,000.00	(89.00)	1,591,911.00	1,591,911.00	100%
Medical	350,000.00	9,002.00	359,002.00	359,002.00	100%
Administration Costs	1,350,000.00	(19,339.00)	1,330,661.00	1,330,661.00	100%
Activity	1,072,000.00	(71.00)	1,071,929.00	1,071,929.00	100%
Gratuity	-	-	-	-	

Receipt/Expenses Item	Original Budget	Adjustments	Final Budget	Actual On Comparable Basis	% Of Utilization
	a	b	c=a+b	d	e=d/c %
	Kshs	Kshs	Kshs	Kshs	Kshs
<i>3) FDSE for infrastructure</i>					
Maintenance & Improvement MoE	7,361,000.00	-	7,361,000.00	7,361,000.00	100%
M&I parents' contribution	44,875,000.00	-	44,875,000.00	34,348,796.00	77%
Economic Stimulus Programs	-	-	-	-	
Transition Infrastructure Grants	-	-	-	-	
Administration Block	-	-	-	-	
<i>(4) Fees Charged on Parents</i>					
Personnel Emoluments	22,207,100.00	1,600,000.00	23,807,100.00	24,557,688.00	103%
Repairs And Maintenance	4,500,000.00	-	4,500,000.00	5,615,868.00	125%
Local Transport / Travelling	5,668,000.00	600,000.00	6,268,000.00	6,304,595.00	101%
Electricity And Water	8,215,300.00	-	8,215,300.00	8,296,578.00	101%
Medical	650,000.00	80,000.00	730,000.00	732,835.00	100%
Administration Costs	3,200,000.00	-	3,200,000.00	2,990,924.00	93%
Activity	6,764,000.00	100,000.00	6,864,000.00	6,993,592.00	102%
SMASSE	386,000.00	-	386,000.00	387,600.00	100%
Fee On Boarding Equipment and Stores	67,500,000.00	-	67,500,000.00	65,021,804.00	96%
<i>5) Miscellaneous Income</i>					
Loans / Borrowing	-	-	-	-	
Rent income	4,048,500.00	-	4,048,500.00	3,921,074.00	97%
Income From Farming Activities	900,000.00	(68,735.00)	831,265.00	781,265.00	94%
Insurance Compensation	-	-	-	-	
Income From Income Generating Activities	26,000,000.00	-	26,000,000.00	25,257,937.00	97%

ST. GEORGE'S GIRLS' SECONDARY SCHOOL, NAIROBI
 Annual Report and Financial Statements For the year ended 30th June 2023

Receipt/Expenses Item	Original Budget	Adjustments	Final Budget	Actual On Comparable Basis	% Of Utilization
	a	b	c=a+b	d	e=d/c %
	Kshs	Kshs	Kshs	Kshs	Kshs
Income From Bus Hire	-	-	-	-	
Fee For Hire of Ground and Equipment	-	-	-	-	
Interest Income	-	-	-	-	
Income From Any Other Investment	-	-	-	-	
Total Income	202,274,900.00	2,311,265.00	204,586,165.00	192,571,556.00	13.87
<i>(6) Expenditure For Tuition</i>					
Textbooks	-	-	-	-	
Reference Materials	-	-	-	-	
Exercise Books	-	-	-	-	
Laboratory Equipment	-	-	-	-	
Internal Exams	-	-	-	-	
Teaching / Learning Materials	4,988,500.00	-	4,988,500.00	4,929,971.00	99%
Chalks	-	-	-	-	
Exams And Assessment	-	-	-	-	
Teachers Guides	-	-	-	-	
Administration Costs	-	-	-	-	
Bank Charges	3,675.00	-	3,675.00	3,675.00	0%
<i>(7) Expenditure For Operations</i>					
Personnel Emoluments	8,845,000.00	-	8,845,000.00	7,731,631.00	87%
Repairs, Maintenance & Improvements	-	-	-	-	
Local Transport / Travelling	1,158,930.00	433,070.00	1,592,000.00	457,261.00	29%

Receipt/Expenses Item	Original Budget	Adjustments	Final Budget	Actual On Comparable Basis	% Of Utilization
	a	b	c=a+b	d	e=d/c %
	Kshs	Kshs	Kshs	Kshs	Kshs
Electricity, Water and Conservancy	1,560,000.00	32,000.00	1,592,000.00	2,842,017.00	179%
Medical	350,000.00	-	350,000.00	171,019.00	49%
Administration Costs	2,200,000.00	(850,000.00)	1,350,000.00	2,301,025.00	170%
Activity Expenses	700,000.00	372,000.00	1,072,000.00	143,400.00	13%
Gratuity	-	-	-	-	
SMASSE	386,000.00	-	386,000.00	386,000.00	100%
<i>(8) Expenditure For infrastructure</i>					
Construction of classrooms	160,000.00	-	160,000.00	160,000.00	100%
Construction of LAB	-	-	-	-	
Construction of DORMS	44,875,000.00	-	44,875,000.00	35,553,535.00	79%
Purchase of furniture	-	-	-	-	
Purchase of equipment	-	-	-	-	
Purchase of machinery	-	-	-	-	
<i>(9) Expenditure For school fund/lunch/boarding</i>					
Personnel Emoluments	22,207,100.00	1,600,000.00	23,807,100.00	20,444,815.00	86%
Repairs, Maintenance and Improvements	4,500,000.00	-	4,500,000.00	4,104,218.00	91%
Local Transport / Travelling	5,668,000.00	600,000.00	6,268,000.00	6,624,305.00	106%
Electricity, Water and Conservancy	8,215,300.00	-	8,215,300.00	11,957,642.00	146%
Medical Expenses	650,000.00	80,000.00	730,000.00	326,409.00	45%

Receipt/Expenses Item	Original Budget	Adjustments	Final Budget	Actual On Comparable Basis	% Of Utilization
	a	b	c=a+b	d	e=d/c %
	Kshs	Kshs	Kshs	Kshs	Kshs
Administration Costs	3,200,000.00	-	3,200,000.00	3,419,657.00	107%
Activity	6,764,000.00	100,000.00	6,864,000.00	6,932,388.00	101%
Gratuity	-	-	-	-	
Lunch Programme	-	-	-	-	
Boarding Equipment and Stores	67,500,000.00	-	67,500,000.00	60,675,115.00	90%
Expenditure For Income Generating Activity	26,000,000.00	-	26,000,000.00	25,914,896.00	100%
Insurance Costs	-	-	-	-	
Other Expenses On Investments	-	-	-	-	
Rent Expenses	4,048,500.00	-	4,048,500.00	24,603,943.00	608%
Bank Charges	22,068.00	-	22,068.00	22,068.00	0%
Loan Interest Repayment	-	-	-	-	
Loan Principal Repayment	-	-	-	-	
Acquisition Of Assets	-	-	-	-	
Totals	214,002,073.00	2,367,070.00	216,369,143.00	219,704,990.00	23.84

10. Significant Accounting Policies

The principal accounting policies adopted in the preparation of these financial statements are set out below:

1. Statement of compliance and basis of preparation

The financial statements have been prepared in accordance with and comply with International Public Sector Accounting Standards (IPSAS) with particular emphasis on Cash Basis Financial Reporting under the Cash Basis of Accounting and applicable government legislations and regulations. The financial statements comply with and conform to the form of presentation prescribed by the Public Sector Accounting Standards Board of Kenya.

This cash basis of accounting has been supplemented with accounting for; a) receivables that include school fees from parents, imprest, salary advances and other receivables and b) payables that include deposits and retentions and payables from operations.

The financial statements are presented in Kenya Shillings, which is the functional and reporting currency of the *school*, and all values are rounded to the nearest Kenya Shilling (Kshs). The accounting policies adopted have been consistently applied to all the years presented.

2. Recognition of receipts and payments

The *school* recognises all receipts from the various sources when the event occurs, and the related cash has actually been received by the *school*. In addition, the *school* recognises all expenses when the event occurs, and the related cash has actually been paid out by the *school*. Income arising from school fees is recognised when the event occurs whether cash is received or not. Expenditure arising from operations is recognised when the event occurs irrespective of receipt of cash.

3. In-kind contributions

In-kind contributions are donations that are made to the *school* in the form of actual goods and/or services rather than in money or cash terms. These donations may include vehicles, equipment or personnel services. Where the financial value received for in-kind contributions can be reliably determined, the *school* includes such value in the statement of receipts and payments both as a receipt and as a payment in equal and opposite amounts; otherwise, the contribution is not recorded.

4. Cash and cash equivalents

Cash and cash equivalents comprise cash on hand and cash at bank, short-term deposits on call and highly liquid investments with an original maturity of three months or less, which are readily convertible to known amounts of cash and are subject to insignificant risk of changes in value. Bank account balances include amounts held at various financial institutions at the end of the financial year.

5. Accounts Receivable

For the purposes of these financial statements, imprests and advances to authorised public officers and/or institutions which were not surrendered or accounted for at the end of the financial year are treated as receivables. Accounts receivables also include school fees billed to parents for services rendered but not paid. This is an enhancement to the cash accounting policy. Other accounts receivables are disclosed in the financial statements.

6. Accounts Payable

For the purposes of these financial statements, deposits and retentions held on behalf of third parties have been recognized as accounts payables. This is in recognition of the government practice of retaining a portion of contracted services and works pending fulfilment of obligations by the contractor and to hold deposits on behalf of third parties. Payables also include expenditure incurred for the purchase of goods, works and services that has been rendered and not settled. This is an enhancement to the cash accounting policy adopted for public secondary schools. Other liabilities are disclosed in the financial statements.

7. Non-current assets

Non-current assets are expensed at the time of acquisition while disposal proceeds are recognized as receipts at the time of disposal. However, the acquisitions and disposals are reflected in the school fixed asset register a summary of which is provided as a memorandum to these financial statements.

8. Budget

The budget is developed on the same accounting basis (cash basis), the same accounts classification basis, and for the same period as the financial statements. The *school's* budget was approved by the School Board of Management. A comparison of the actual performance against the comparable budget for the financial year under review has been included in the financial statements.

9. Comparative figures

Where necessary comparative figures for the previous financial year have been amended or reconfigured to conform to the required changes in presentation.

10. Subsequent events

There have been no events subsequent to the financial year end with a significant impact on the financial statements for the year ended 30th June 2023.

11. Notes To The Financial Statements

1 Government Grants for Tuition

Description	JUL 22 - JUN 23	JUL 21 - JUN 22
	Kshs	Kshs
Reference Materials	-	-
Exercise Books	-	-
Laboratory Equipment	-	-
Internal Exams	-	-
Teaching / Learning Materials	4,985,132.00	6,268,107.30
Others (specify)*	-	-
Total	4,985,132.00	6,268,107.30

2 Government Grants for Operations

Description	JUL 22 - JUN 23	JUL 21 - JUN 22
	Kshs	Kshs
Personnel Emoluments	8,806,926.84	11,457,224.75
Repairs And Maintenance	-	780,500.00
Local Transport / Travelling	1,591,911.02	2,080,521.45
Electricity And Water	1,591,911.02	2,080,521.45
Medical	359,002.12	346,600.00
Administration Costs	1,330,661.43	1,732,032.35
Activity	1,071,929.24	-
Maintenance Improvement Fund	7,361,001.88	8,728,500.00
Total	22,113,343.55	27,205,900.00

3 Government Grants for infrastructure

Description	JUL 22 - JUN 23	JUL 21 - JUN 22
	Kshs	Kshs
Maintenance & Improvement	7,361,000.00	8,728,500.00
Transition infrastructure grants	-	-
Administration Block	-	-
Economic stimulus grants	-	-
Other (specify)(NGCDF and County govt.	-	-
Total	7,361,000.00	8,728,500.00

ST. GEORGE'S GIRLS' SECONDARY SCHOOL, NAIROBI
 Annual Report and Financial Statements For the year ended 30th June 2023

4 School Fund Income - Parents Contribution/Fees

Description	JUL 22 - JUN 23	JUL 21 - JUN 22
	Kshs	Kshs
Personnel emoluments	24,557,687.76	26,890,492.55
Repairs and maintenance	5,615,868.82	5,590,092.00
Local transport / travelling	6,304,595.20	6,297,698.80
Electricity and water	8,296,578.22	10,619,856.04
Medical	732,835.21	122,991.00
Administration costs	2,990,924.22	3,777,355.97
Activity	6,993,592.20	2,486,445.60
Fee on Boarding Equipment and stores	65,021,804.52	72,192,436.53
School Equipment and Stores	10,961,668.10	9,731,996.55
Initial Equipment Fund	11,027,057.00	9,256,188.00
ICT Infrastructure	15,459,314.56	4,013,460.00
Land Rent	-	1,838,880.00
PTA Academic Programme	5,075,017.00	1,086,705.00
Total	163,036,942.81	153,904,598.04

5 Miscellaneous Incomes

Description	JUL 22 - JUN 23	JUL 21 - JUN 22
	Kshs	Kshs
Rent Income	3,620.00	588,750.00
Rent Income (Income Gen)	4,044,894.00	1,829,259.00
Income From Farming Activities	550,380.00	312,905.00
Income From Farming Activities (Income Gen)	230,885.00	181,230.00
Tuck Shop	14,333,298.90	13,663,121.40
Bakery	-	6,215,000.00
Bakery (Income Gen)	4,734,350.00	4,677,440.00
Technical Subjects	-	910,704.00
University Registration	184,000.80	217,966.00
Students ID	269,980.00	220,800.00
Income from Clubs and Societies	206,150.00	403,461.00
Bursary	32,941.60	1,352,412.00
Development Project - Dorm	28,659,879.07	11,127,830.95
Development Project - Dorm (Income Gen)	5,688,917.00	21,996,984.50
Students Welfare	138,060.00	170,300.00
Accommodation	21,420,851.00	20,285,790.00
Accommodation (Income Gen)	1,115,272.00	1,725,029.00
Non Teaching Welfare	-	4,194,585.00
Breakages and Losses	1,910.00	409,266.00
Total	81,615,389.37	90,482,833.85

Notes to the Financial Statements (continued)

6 Tuition

Description	JUL 22 - JUN 23	JUL 21 - JUN 22
	Kshs	Kshs
Exercise Books	-	1,839,085.00
Textbooks	-	-
Reference materials	-	-
Laboratory Equipment	-	95,000.00
Teaching / Learning Materials	4,929,971.00	2,038,353.50
Exams And Assessment	-	-
Teachers Guides	-	-
Bank Charges	3,675.00	840.00
Total	4,933,646.00	6,269,058.50

7 Operations

Description	JUL 22 - JUN 23	JUL 21 - JUN 22
	Kshs	Kshs
Personnel Emoluments	7,731,630.70	12,026,908.70
Service Gratuity	-	-
Administration Cost	2,301,025.80	1,634,183.80
Repairs And Maintenance & Improvements	-	390,250.00
Local Transport / Travelling	457,261.00	1,107,602.00
Electricity And Water	2,842,017.40	3,324,152.50
Medical	171,019.00	8,810.00
Activity Expenses	353,860.00	-
Bank Charges	-	-
Maintenance Improvement Fund	7,361,000.00	8,728,500.00
Total	21,217,813.90	27,220,407.00

ST. GEORGE'S GIRLS' SECONDARY SCHOOL, NAIROBI
 Annual Report and Financial Statements For the year ended 30th June 2023

Notes to the Financial Statements (continued)

8 Infrastructure

Description	JUL 22 - JUN 23	JUL 21 - JUN 22
	Kshs	Kshs
Construction of classrooms	160,000.00	-
Construction of laboratory	-	-
Construction of dormitory	7,736,691.00	8,185,173.00
Construction of ICT Center	-	-
Construction of Resource Centre	-	-
Construction of Perimeter Wall	-	-
Construction of Abulition Block	-	-
Bank Charges	4,395.00	1,200.00
Total	7,901,086.00	8,186,373.00

9 Boarding And School Fund

Description	JUL 22 - JUN 23	JUL 21 - JUN 22
	Kshs	Kshs
Personnel Emoluments	20,444,814.80	18,587,009.80
Repairs And Maintenance & Improvements	4,104,218.30	4,517,513.90
Local Transport / Travelling	6,624,305.35	5,273,258.80
Electricity And Water	11,957,641.60	6,214,490.80
Medical Expenses	326,409.40	448,772.23
Administration Costs	3,419,657.65	3,124,356.40
Activity	6,932,388.00	1,536,160.00
School Equipment and Stores	20,557,394.00	19,108,929.40
Initial Equipment Fund	13,584,479.00	7,179,615.00
ICT Infrastructure	7,184,592.90	2,751,112.25
Student ID	404,250.00	-
Bank Charges	22,067.65	23,633.40
Fee On Boarding Equipment and Stores	60,675,114.50	66,837,979.25
Bursary	-	1,085,000.00
Development Project - Dorm	22,976,849.60	18,004,178.31
Development Project - Dorm (Income Gen)	12,576,685.20	17,903,833.00
Rent Expenses	24,367,600.15	2,000,668.00
Rent Expenses (Income Gen)	236,343.40	2,261,025.00
Bakery	-	4,067,312.00
Bakery (Income Gen)	4,016,500.00	4,937,044.00
Tuck Shop	13,329,306.80	15,086,581.90
Technical Subjects	-	911,351.50
Clubs and Societies	544,088.00	243,274.00
Students Welfare	165,000.00	137,391.50
Farm	287,220.00	401,650.00
Farm (Income Gen)	445,200.00	358,000.00
Accomodation	26,110,576.10	26,245,510.00
Accomodation (Income Gen)	2,902,739.40	2,215,605.00
University Registration	184,000.00	181,500.00
Non Teaching Welfare	-	4,766,630.00
PTA Academic Programme	5,221,150.00	1,108,700.00
Bank Loan	1,318,448.55	4,238,274.00
Total	270,919,040.35	241,756,359.44

ST. GEORGE'S GIRLS' SECONDARY SCHOOL, NAIROBI
Annual Report and Financial Statements For the year ended 30th June 2023

Notes to the Financial Statements (continued)

10 Bank Accounts

Account Name & Currency	Status	Bank Account Number	JUL 22 - JUN 23	JUL 21 - JUN 22
	Active/Dormant		Kshs	Kshs
KCB - Tuition Account	Active	1172853444	68,727.55	17,241.55
KCB - Operations Account	Active	1172853762	897,647.40	2,117.75
KCB - School Fund Account/Boarding	Active	1172853126	715,452.56	2,302,006.67
CO-OP Bank - School Fees Collection	Active	01129123266000	189,715.48	442,651.18
KCB - Income Generating Account	Active	1252308582	1,215,364.35	5,442,757.90
KCB - Infrastructural Account	Active	1214937942	5,527.95	545,613.95
Total			3,092,435.29	8,752,389.00

11 Cash In Hand

Description	JUL 22 - JUN 23	JUL 21 - JUN 22
	Kshs	Kshs
School Fund Account	8,002.96	14,451.11
Income Generating Account	92,952.00	86,509.00
Total	100,954.96	100,960.11

12 Short Term Investments

Description	JUL 22 - JUN 23	JUL 21 - JUN 22
	Kshs	Kshs
Cooperative Shares	-	-
Treasury Bills	-	-
Fixed Deposit accounts	-	-
Other Investments	-	-
Total	-	-

Notes to the Financial Statements (continued)

13 Accounts Receivable

Description	JUL 22 - JUN 23	JUL 21 - JUN 22
	Kshs	Kshs
Fees Arrears	23,376,699.97	12,980,275.06
Other Non-Fees Receivables	13,192,026.00	6,399,294.00
Salary Advances (list/schedule attached)	-	-
Imprest (list/schedule attached)	-	-
Rent arrears (list/schedule attached)	-	-
Total	36,568,725.97	19,379,569.06

13 b Ageing Analysis of Accounts Receivable

Description	JUL 22 - JUN 23		JUL 21 - JUN 22	
	Kshs		Kshs	
	Current FY	% of the total	Comparative FY	% of the total
Less than 1 year	15,363,755.60	66%	5,068,494.93	39%
Between 1- 2 years	533,306.00	2%	3,072,146.00	24%
Between 2-3 years	2,640,004.24	11%	4,839,634.13	37%
Over 3 years	4,839,634.13	21%	-	0%
Total (should tie to note 13 a)	23,376,699.97	100%	12,980,275.06	100%

14 Accounts Payable

Description	JUL 22 - JUN 23	JUL 21 - JUN 22
	Kshs	Kshs
Trade Creditors (See Ageing Below and Appe	46,961,607.65	7,789,503.00
Prepaid Fees	4,517,293.02	6,300,421.10
Retention Monies	-	-
Unpaid salaries and statutory deductions	-	-
Caution money	-	-
Other payables (<i>specify</i>)	-	-
Total	51,478,900.67	14,089,924.10

ST. GEORGE'S GIRLS' SECONDARY SCHOOL, NAIROBI
 Annual Report and Financial Statements For the year ended 30th June 2023

Notes to the Financial Statements (continued)

14a. Ageing Analysis of Accounts Payable

Description	JUL 22 - JUN 23		JUL 21 - JUN 22	
	Kshs		Kshs	
	Current FY	% of the total	Comparative FY	% of the total
Less than 1 year	46,121,232.65	98%	6,949,128.00	89%
Between 1- 2 years	-	0%	-	0%
Between 2-3 years	-	0%	-	0%
Over 3 years	840,375.00	2%	840,375.00	11%
Total (should tie to note 14)	46,961,607.65	100%	7,789,503.00	100%

15 Fund Balance Brought Forward

Description	JUL 22 - JUN 23	JUL 21 - JUN 22
	Kshs	Kshs
Bank Balances	8,752,389.00	2,183,114.24
Cash Balances	100,960.11	106,970.11
Short Term Investments	-	5,000,000.00
Receivables	19,379,569.06	15,148,233.20
Payables	14,089,924.10	11,453,064.73
Total	14,142,994.07	10,985,252.82

Other important disclosure notes

IPSAS Cash Standard encourages an entity to disclose accrual related information in relation to an entity's assets and liabilities. The notes outlined below are disclosure notes in relation to the school's non- financial assets and liabilities.

16 Non-current Liabilities Summary

Description	JUL 22 - JUN 23	JUL 21 - JUN 22
	Kshs	Kshs
Bank Loans	-	1,318,448.55
Outstanding Leases	-	-
Hire Purchase	-	-
Gratuity And Leave Provision	-	-
Others (specify)	-	-
Total	-	1,318,448.55

17 Biological assets

Description	Numbers	JUL 22 - JUN 23	JUL 21 - JUN 22
		Kshs	Kshs
Cattle	-	-	-
Goats	-	-	-
Trees	52.00	-	780,000.00
Coffee Or Tea Plantation	-	-	-
Poultry	305.00	152,500.00	207,600.00
Others (specify)	-	-	-
Total	357.00	152,500.00	987,600.00

18 Borrowings

Description	Kshs	Kshs
Borrowings at beginning of the year	0	0
Borrowings during the year	0	0
Repayments during the year	0	0
Balance at the end of the year	0	0

ST. GEORGE'S GIRLS' SECONDARY SCHOOL, NAIROBI
Annual Report and Financial Statements For the year ended 30th June 2023

Other important disclosure notes

19 Stock/ Inventory

Description	<i>JUL 22 - JUN 23</i>	<i>JUL 21 - JUN 22</i>
	Kshs	Kshs
Food stuffs	5,147,425.00	4,773,236.00
Lab consumables	2,523,005.00	3,631,770.00
Farm produce	-	-
Medication	148,234.00	80,292.00
Construction Materials	-	-
Stationery & Exercise Books	2,782,936.00	3,120,416.00
Cleaning Materials	116,912.00	104,638.00
Others (specify)	-	-
	10,718,512.00	11,710,352.00

20 Progress On Follow Up Of Auditor Recommendations

The following is the summary of issues raised by the external auditor, and management comments that were provided to the auditor.

Ref No.	Issue / Observations from Auditor	Management comments	Status: (Resolved / Not Resolved)	Timeframe: (Put a date when you expect the issue to be resolved)
1	Procurement of Infrastructure Project	Advertisement was done and contractors were prequalified	Resolved	
2	Missed Budget and procurement plan	They were made available. Were discussed and approved by B.O.M	Resolved	
3	Missed Bank Reconciliation Statements	They were made available since they are provided on monthly basis	Resolved	
4	Missed Fixed Asset Register	It was availed	Resolved	


 Sign and Date
 Grace W. Macharia
 Principal



ST. GEORGE'S GIRLS' SECONDARY SCHOOL, NAIROBI
Annual Report and Financial Statements For the year ended 30th June 2023

12. Annexes

Annex I - Analysis of Pending Accounts Payable

Supplier Of Goods Or Service	Original Amount	Date Contracted	Amount Paid To-Date	Outstanding Balance Current 2023	Outstanding Balance Comparative 2022	Comments
	A	b	C	d=a-c		
	Kshs	Kshs	Kshs	Kshs	Kshs	
Construction Of Buildings						
DannyKam Agencies	10,594,242.00	01/07/2022	6,961,492.00	3,632,750.00	792,400.00	
Kinangop Dairy Ltd	2,154,330.00	01/07/2022	1,874,466.00	279,864.00	268,100.00	
Little Acres Farm	20,593,265.00	01/07/2022	9,833,695.00	10,759,570.00	3,980,131.00	
Arrow General Supplies	1,819,436.00	01/07/2022	1,390,744.00	428,692.00	-	
Pin Point Hygiene Services Ltd	691,280.00	01/07/2022	502,280.00	189,000.00	77,256.00	
Sammary Enterprises	8,698,254.00	03.05.2023	7,868,254.00	830,000.00	812,550.00	
Liquidium Enterprise Ltd	178,962.00	01/07/2022	60,462.00	118,500.00		
Kidboss Uniforms Junction	188,335.00	01/07/2022	10,755.00	177,580.00		
Minazi Apparel	100,700.00	01/07/2022	-	100,700.00	23,400.00	
Axum Enterprises	9,081,810.00	01/07/2022	8,373,310.00	708,500.00	39,400.00	
Annex Superlinks Investment	683,667.00	26/03/3051	420,480.00	263,187.00		
Cimkan Enterprises	8,543,475.00	01/07/2022	5,704,835.00	2,838,640.00		
Efficacy Nest	2,397,250.00	01/07/2022	1,101,175.00	1,296,075.00		
Elmat Network Agencies	1,687,545.00	01/07/2022	-	1,687,545.00		
Fyne Pearl Foods Ltd	198,000.00	01/07/2022	126,000.00	72,000.00		
Gakama General Works	11,556,672.00	01/07/2022	5,156,836.00	6,399,836.00		
Gasam Enterprises	690,200.00	30.11.2022	-	690,200.00		
Gestetner Spares & Accessorie	2,111,375.00	01/07/2022	1,629,490.50	481,884.50		
Gichimbo Enterprises	7,832,214.00	01/07/2022	3,363,440.00	4,468,774.00		

ST. GEORGE'S GIRLS' SECONDARY SCHOOL, NAIROBI

Annual Report and Financial Statements For the year ended 30th June 2023

Supplier Of Goods Or Service	Original Amount	Date Contracted	Amount Paid To-Date	Outstanding Balance Current 2023	Outstanding Balance Comparative 2022	Comments
	A	b	C	d=a-c		
	Kshs	Kshs	Kshs	Kshs	Kshs	
Haporm Swiftfast Logistics Ltd	89,230.00	01/07/2022	57,960.00	31,270.00		
Hwathi Limited	1,179,700.00	01/07/2022	637,200.00	542,500.00		
Makchrishel Enterprises	3,331,800.00	01/07/2022	2,296,490.00	1,035,310.00		
Monsaro Agencies	5,099,327.30	01/07/2022	1,075,724.95	4,023,602.35		
Moonlink Enterprises	726,304.00	01/07/2022	494,940.00	231,364.00		
Naivas LTD	511,298.00	01/07/2022	497,072.00	14,226.00		
Nilux Africa	309,055.00	01/07/2022	257,345.00	51,710.00		
Orient Publishers	2,015,250.00	19/08/2022	1,953,250.00	62,000.00		
Pacific Stationers Kenya ltd	293,552.80	01/07/2022	-	293,552.80		
R.D. Enterprises	1,322,500.00	01/07/2022	-	1,322,500.00		
Resmoth Agencies	8,517,000.00	01/07/2022	6,363,500.00	2,153,500.00		
Rokuettes Ventures	185,500.00	01/07/2022	74,200.00	111,300.00		
Stewan Computer Garage Ltd	588,500.00	05.05.2023	-	588,500.00		
Central Scientific Supplies Ltd	1,417,522.00	01/07/2022	1,180,922.00	236,600.00	92,756.00	
Dee Exe Investments	2,343,355.00	01/07/2022	2,343,355.00	-	125,500.00	
Thandi General Merchants	3,115,359.00	01/07/2022	3,115,359.00	-	313,307.00	
Vota Mavuno					106,328.00	
Patmol Security Services Ltd	2,640,000.00	01/07/2022	2,640,000.00	-	227,000.00	
Ceco Agencies	900,000.00	01/07/2022	900,000.00	-	75,000.00	
Emur Plumbers					16,000.00	
TOTAL	120,846,265.10		74,725,032.45	46,121,232.65	6,949,128.00	

ST. GEORGE'S GIRLS' SECONDARY SCHOOL, NAIROBI
Annual Report and Financial Statements For the year ended 30th June 2023

Annex 2 – Summary of Fixed Assets Register

Asset Class	Historical Cost b/f (Kshs) 1st July 20XX	Additions during the year (Kshs)	Disposals during the year (Kshs)	Historical Cost c/f (Kshs) 30th June 20XX
Land				
Buildings And Structures	735,669,824	72,000,000		807,559,824
Motor Vehicles	15,179,500			15,179,500
Office Equipment, Furniture And Fittings	46,068,004	3,442,500		48,510,504
Textbooks	14,753,310	450,420		15,203,730
ICT Equipment	3,607,400	3,090,050		6,697,450
Tools And Apparatus	12,379,782	370,500		12,750,282
Other Machinery And Equipment	4,900,000	490,390		5,390,390
Heritage And Cultural Assets				
Intangible Assets- Soft Ware	30000	360,000		390,000
Total	832,587,820	80,203,860		912,791,680