


REPUBLIC OF KENYA




*Enhancing Accountability*



**REPORT**

THE NATIONAL ASSEMBLY PAPERS LAID	
DATE: 26 JUN	DAY: Thursday
TABLED BY:	LEADER OF THE MAJORITY PARTY
CLERK-AT THE-TABLE:	WILLIS OBIERO



**THE AUDITOR-GENERAL**

**ON**

**ST. JOSEPH'S BOYS HIGH SCHOOL**

**FOR THE YEAR ENDED**

**30 JUNE, 2024**

**TRANS NZOIA COUNTY**

10





---

**ST. JOSEPH'S BOYS NATIONAL SCHOOL- KITALE  
PUBLIC SECONDARY SCHOOL**

**ANNUAL REPORT AND FINANCIAL STATEMENTS**

**FOR THE FINANCIAL PERIOD ENDED  
30<sup>th</sup> June 2024**

---

Prepared in accordance with the Cash Basis of Accounting Method under the International Public Sector Accounting Standards (IPSAS)

*(Leave this page blank)*

<b>Table of Contents</b>	<b>Page</b>
1. Acronyms and Glossary of Terms.....	ii
2. Key School Information and Management .....	iii
3. Summary Report of Performance of The School.....	vii
4. Statement of School Management Responsibility .....	x
5. Report Of The Independent Auditors ( <i>To be attached</i> ) .....	xi
6. Statement Of Receipts and Payments For the Year Ended 30 <sup>th</sup> June 2024.....	1
7. Statement of Assets and Liabilities As At 30 <sup>th</sup> June 2024 .....	2
8. Statement of Cash Flows for the Year Ended 30 <sup>th</sup> June 2024 .....	3
9. Statement Of Budgeted Versus Actual Amounts for The Year Ended 30 <sup>th</sup> June 2024.....	5
10. Significant Accounting Policies.....	10
11. Notes To The Financial Statements .....	12
12. Annexes.....	23

**1. Acronyms and Glossary of Terms**

*Provide a list of all applicable acronyms and glossary of terms e.g.*

BOM	Board of Management
CEB	County Education Board
IPSAS	International Public Sector Accounting Standards
KCSE	Kenya Certificate of Secondary Education
PFM	Public Finance Management
PSASB	Public Sector Accounting Standards Board
FY	Financial Year
FDSE	Free Day Secondary Education

## 2. Key School Information and Management

*[Customise the details in this section to suit your School]*

### (a) Background information

The school is domiciled in Kenya and its operations are governed under the Basic Education Act, 2013. It is located in Trans Nzoia County, Trans Nzoia West Sub-County

The school was registered in November, 1992 under registration number **GP/A/289/92** and is currently categorized as a National public school established, owned or operated by the Government.

The school is a boarding school and had 3650 number of students as at 30<sup>th</sup> June 2024. It has 13 (thirteen) streams and 121 (one hundred twenty one) teachers of which 24 (twenty four) teachers are employed by the School Board of Management.

### (b) School Board of Management - Board Members

The School Board of Management established under Section 55 of the Basic Education Act, 2013; is composed of the following members:

Ref.	Name of Board Member	Designation	Date of appointment
1	Rt Rev Henry Juma Odonya	Chairman	19th May, 2023
2	Mrs. Grace Werunga	Deputy Chairman	2nd Aug, 2021
3	Mr. Cosmas Nabungolo	Secretary (Chief Principal)	27th Jan, 2023
4	Mr. Mapesa Omwaka	Member – PA Chairman	2nd Aug, 2021
5	Dr. Faraja Yatundu Anduku	Member	2nd Aug, 2021
6	Eng Lawrence Bifwoli Sean	Member	2nd Aug, 2021
7	Mrs. Susan Anyolo Omondi	Member	2nd Aug, 2021
8	Prof. Laban Peter Ayiro	Member	2nd Aug, 2021
9	Justice Luke Kimaru	Member	2nd Aug, 2021
10	Mr. Francis Njagi Kariuki	Member	2nd Aug, 2021
11	Mr. Robert N.M Masese	Member	2nd Aug, 2021
12	Mrs. Roseline Chirchir	Member	2nd Aug, 2021
13	Mrs. Ruth Jephchirchir Kapkong	Member	2nd Aug, 2021
14	Mrs Tabitha Wambui	Member	2nd Aug, 2021
15	Mr David Ndiwa Alfred	Member	2nd Aug, 2021
16	Arch. Dixty Obingo	Member	2nd Aug, 2021
	<b>Co-Opted Members</b>		
1	Mrs. Pamela Akello	C.D.E	2nd Aug, 2021
2	Mr. Jamal Ahmed	TSC C.D	2nd Aug, 2021
3	Mr. Simiyu Kalenda	S.C.D.E	2nd Aug, 2021

**KEY SCHOOL INFORMATION AND MANAGEMENT (Continued)**

**The functions of the School Board of Management are to:**

- Promote the best interests of the School and ensure its development.
- Promote quality education for all pupils in accordance with the standards set under the Basic Education Act, 2013.
- Ensure and assure the provision of proper and adequate facilities for the School.
- Manage the School's affairs in accordance with the rules and regulations governing occupational safety and health.
- Advise the County Education Board on the staffing needs of the School.
- Determine cases of pupils' discipline and make reports to the CEB.
- Prepare comprehensive termly report on all areas of its mandate and submit the report to CEB.
- Administer and manage the resources of the School.
- Receive, collect and account for any funds accruing to the institution in accordance with Article 226 (1) (a) of the Constitution of Kenya, Section 81 of the Public Finance Management Act, 2012 and the Fourth Schedule para 21 and 23 of the Basic Education Act, 2013.

**(c) Committees of the Board**

Ref:	Name of Committee	Names of Members	Designation	Number of meetings attended during the year
1	Executive Committee	Rt Rev Henry Juma Odonya Mr Cosmas Nabungolo Mrs. Grace Werunga Mr. Omwaka Mapesa Mrs Tabitha W Gichini	Chairman BOM Chief Principal/Secretary D/ChairBOM PA Chair BOM Member	6
2	Finance,procurement and general purposes Committee	Mr. Robert Masese O.G.W Dr. Faraja Yatundu Mrs. Ruth J Kaplong Rt. Rev Henry Juma Odonya Mr. Cosmas Nabungolo Mr. Omwaka Mapesa	Chairman Member Member BOM Chair Chief Principal/BOM Secretary P.A Chair	2
3	Academic Committee	Prof Laban Ayiro Justice Luka Kimaru Mrs Grace Werunga	Chairman Member DOM D/Chair	4
4	Welfare & Human	Mrs. Susan Omondi	Chairperson	2

	Resources Committee	Mr. David Ndiwa	BOM Member	
5	Discipline, Ethics & Integrity Committee	Justice Luka Kimaru Dr. Faraja Yatundu Mrs. Tabith W. Gichini	Chairman BOM Member BOM Member	3
6	School Infrastructure Committee	Arch Dixty Manase Obingo Eng. Lawrence Bifwoli Mr. Francis Kariuki S.C.D.E Trans-Nzoia West Mr. Omwaka Mapesa Rt. Rev Henry Juma Odonya Mr. Cosmas Nabungolo	Chairman BOM Member BOM Member Co-Opted Member PA Chair BOM Chair Chief Principal	5
7.	The farm & investment committee	Mr. Francis Kariuki Mrs. Grace Werunga	Chairman BOM D/Chair	2

**(d) School operation Management**

For the financial year ended 30<sup>th</sup> June 2024 the School day-to-day management was under the following persons:

Ref:	Designation	Name	TSC Number/ID
1	Principal	Mr. Cosmas Nabungolo	251152
2	Deputy Principal - Administration	Mr. Nashon Tsuma	358243
3	Deputy Principal- Academics	Mr. David Ndiwa	474617
3	School Bursar	Richard Kurgat	8073263

**KEY SCHOOL INFORMATION AND MANAGEMENT (Continued)****(e) Schools contacts**

Post Office Box: **485 – 30200 Kitale**

Telephone: **0708 992 590**

E-mail: **infostjosephsboys@gmail.com**

Website: **www.stjosephsboyskitale.sc.ke**

**(f) SchoolBankers**

The school operated seven bank accounts in the following banks:

1. Name of Bank: Equity Bank  
Branch Kitale  
Account Number 0330294688553
2. Name of Bank: Equity Bank  
Branch Kitale  
Account Number 0330290501042
3. Name of Bank: Kenya Commercial Bank  
Branch Kitale  
Account Number 1156635748
4. Name of Bank: Standard Bank  
Branch Kitale  
Account Number 0102098343100
5. Name of Bank: Absa  
Branch Kitale  
Account Number 0038240900
6. Name of Bank: Equity Bank  
Branch Kitale  
Account Number 03330260385830
7. Name of Bank: Equity Bank  
Branch Kitale  
Account Number 0330296939241
8. MPESA Paybill **357350** attached to Equity Bank(**0330294688553**)

**(g) Independent Auditors**

Office of the Auditor General  
Anniversary Towers, University Way  
P.O. Box 30084  
GPO 00100  
Nairobi, Kenya

### 3. Summary Report of Performance of The School

The following is a summary report of the performance of the school against the set performance evaluation criteria:

#### a) Financial performance:

SURPLUS/DEFICIT	30 <sup>TH</sup> JUNE, 2024	30 <sup>TH</sup> JUNE, 2023	30 <sup>TH</sup> JUNE, 2022
	(5,660,221)	27,583,206	16,256,430

DIRECT CAPITATION	30 <sup>TH</sup> JUNE, 2024	30 <sup>TH</sup> JUNE, 2023	30 <sup>TH</sup> JUNE, 2022
	44,395,930	26,698,414	47,736,333

GROWTH OF OTHER INCOMES	30 <sup>TH</sup> JUNE, 2024	30 <sup>TH</sup> JUNE, 2023	30 <sup>TH</sup> JUNE, 2022
	264,942,084	223,590,696	179,522,230

GROWTH IN EXPENDITURE	30 <sup>TH</sup> JUNE, 2024	30 <sup>TH</sup> JUNE, 2023	30 <sup>TH</sup> JUNE, 2022
	314,998,235	222,705,904	211,002,133

ACCOUNT RECEIVABLES	30 <sup>TH</sup> JUNE, 2024	30 <sup>TH</sup> JUNE, 2023	30 <sup>TH</sup> JUNE, 2022
	84,029,852	84,029,852	65,526,969

ST JOSEPHS BOYS NATIONAL SCHOOL KITALE

Annual Report and Financial Statements For the year ended 30<sup>th</sup> June 2024

ACCOUNTS PAYABLES	30 <sup>TH</sup> JUNE, 2024	30 <sup>TH</sup> JUNE, 2023	30 <sup>TH</sup> JUNE, 2022
	87,160,006	87,160,006	65,461,752

CASH AND CASH EQUIVALENTS	30 <sup>TH</sup> JUNE, 2024	30 <sup>TH</sup> JUNE, 2023	30 <sup>TH</sup> JUNE, 2022
	34,190,795	39,851,016	9,072,439

b) Mean score in the 2023 KCSE:

Year	No. Of Candidates	Mean Score	Transition To Higher Learning Institutions	Comment
2021	711	8.45	651	Negative deviation
2022	470	8.78	352	Positive deviation
2023	531	8.21	488	Negative deviation

c) Number of Candidates in the 2023 KCSE:

YEAR	NO. OF CANDIDATES
2021	711
2022	470
2023	531

d) Capacity of the school:

Student population:	3650
Dormitories:	15
Dining Hall:	1
Laboratories:	7
Computer lab.	1

<b>Toilets</b>	34 pit latrines
	24-door ablution block
<b>Classes:</b>	44 classrooms
<b>Teachers Houses</b>	7
<b>School Bus</b>	2
<b>School Van</b>	1
<b>Tractor</b>	1
<b>Lorry</b>	1

e) Development projects carried out by the school:

(Development projects carried out in the year and ongoing projects including a disclosure of project fund sources in a tabular format).

Projects	Source of funds	Status	Initial Cost (Kshs)	Amount Spent (Kshs)	Expected completion time
Sorey dormitory	PTA funds and RMI	Completed	56,000,000	56,000,000	

.....  
 School Principal

**PRINCIPAL**  
**ST. JOSEPH'S BOYS' HIGH SCHOOL**  
 KITALE  
 28 MAY 2025  
 P. O. Box 485-50000  
 KITALE

*ST JOSEPHS BOYS NATIONAL SCHOOL KITALE*  
**Annual Report and Financial Statements For the year ended 30<sup>th</sup> June 2024**

---


**4. Statement of School Management Responsibility**

Section 81 (1) of the Public Finance Management Act, 2012 requires that, at the end of each financial year, each National Government School shall prepare financial statements in respect of that school. Section 81 (3) requires the financial statements so prepared to be in a form that complies with relevant accounting standards as prescribed by the Public Sector Accounting Standards Board (PSASB) of Kenya from time to time.


Schedule 4 (Section 23) of the Education Act, 2013 requires the Board of Management of a public institution of basic education to be keep all proper books and records of accounts of the income, expenditure and assets of the institution.

The Board of Management of ST JOSEPH'S BOYS NATIONAL SCHOOL KITALE accepts responsibility for the school's financial statements, which have been prepared on the Cash Basis Method of Financial Reporting, using appropriate accounting policies in accordance with International Public Sector Accounting Standards (IPSAS).

The Board of Management is of the opinion that the school's financial statements give a true and fair view of the state of the school's transactions during the financial year ended 30<sup>th</sup> June, 2024, and of the school's financial position as at that date.




.....  
**Name: BISHOP HENRY JUMA ODONYA**  
**Designation:** Chairman, School Board of Management  
**Date:**



.....  
**Name: COSMAS S NABUNGOLO**  
**Designation:** School Principal & Secretary to Board of Management  
**Date:**


PRESENTER  
ST. JOSEPH'S BOYS NATIONAL SCHOOL  
KITALE  
28 MAY 2025  
HIGHER LEARNING  
KITALE



.....  
**Name: RICHARD KURGAT**  
**Designation:** Bursar/ Finance Officer  
**Date:** 28/05/2024

# REPUBLIC OF KENYA

Telephone: +254-(20) 3214000  
Email: info@oagkenya.go.ke  
Website: www.oagkenya.go.ke



**HEADQUARTERS**  
Anniversary Towers  
Monrovia Street  
P.O Box 30084-00100  
NAIROBI

## **REPORT OF THE AUDITOR-GENERAL ON ST JOSEPH'S BOYS HIGH SCHOOL - KITALE FOR THE YEAR ENDED 30 JUNE, 2024 – TRANS NZOIA COUNTY**

---

### **PREAMBLE**

I draw your attention to the contents of my report which is in three parts:

- A. Report on Financial Statements that considers whether the financial statements are fairly presented in accordance with the applicable financial reporting framework, accounting standards and the relevant laws and regulations that have a direct effect on the financial statements;
- B. Report on Lawfulness and Effectiveness in the Use of Public Resources which considers compliance with applicable laws, regulations, policies, gazette notices, circulars, guidelines and manuals and whether public resources are applied in a prudent, efficient, economic, transparent and accountable manner to ensure the Government achieves value for money and that such funds are applied for the intended purpose; and,
- C. Report on Effectiveness of Internal Controls, Risk Management and Governance which considers how the entity has instituted checks and balances to guide internal operations. This responds to the effectiveness of the governance structure, risk management environment and internal controls, developed and implemented by those charged with governance for orderly, efficient and effective operations of the entity.

A Qualified Opinion is issued when the Auditor-General concludes that, except for material misstatements noted, the financial statements are fairly presented in accordance with the applicable financial reporting framework. The Report on Financial Statements should be read together with the Report on Lawfulness and Effectiveness in the Use of Public Resources, and the Report on Effectiveness of Internal Controls, Risk Management and Governance.

The three parts of the report are aimed at addressing the statutory roles and responsibilities of the Auditor-General as provided by Article 229 of the Constitution, the Public Finance Management Act, 2012, and the Public Audit Act, 2015. The three parts of the report when read together constitute the report of the Auditor-General.

### **REPORT ON THE FINANCIAL STATEMENTS**

#### **Qualified Opinion**

I have audited the accompanying financial statements of St Joseph's Boys High School Kitale set out on pages 1 to 22 which comprise of the statement of financial assets and

---

*Report of the Auditor-General on St Joseph's Boys High School Kitale for the year ended 30 June, 2024 – Trans Nzoia County*

liabilities as at 30 June, 2024 and the statement of receipts and payments, statement of cash flows and statement of comparison of budget and actual amounts for the year then ended and a summary of significant accounting policies and other explanatory information in accordance with the provisions of Article 229 of the Constitution of Kenya and Section 35 of the Public Audit Act, 2015. I have obtained all the information and explanations which to the best of my knowledge and belief, were necessary for the purpose of the audit.

In my opinion, except for the effects of the matter described in the Basis for Qualified Opinion section of my report, the financial statements present fairly, in all material respects, the financial position of St Joseph's Boys National School Kitale as at 30 June, 2024 – Trans Nzoia County and of its financial performance and its cash flows for the year then ended, in accordance with International Public Sector Accounting Standards (Cash Basis) and comply with the Basic Education Act, 2013 and the Public Finance Management Act, 2012.

### **Basis for Qualified Opinion**

#### **Long Outstanding Accounts Receivables**

The statement of financial assets and liabilities reflects accounts receivables balance of Kshs.84,029,852 as disclosed in Note 13 to the financial statements. Included in the balance is fees arrears amounting to Kshs.67,029,615 that had remained uncollected from students who had left the School. Further, Management did not provide evidence of the measures being taken to fully collect the long outstanding fees arrears.

In the circumstances, the recoverability of the accounts receivables balance of Kshs.67,029,615 could not be confirmed.

The audit was conducted in accordance with International Standards for Supreme Audit Institutions (ISSAIs). I am independent of the St Joseph's Boys High School Kitale Management in accordance with ISSAI 130 on the Code of Ethics. I have fulfilled other ethical responsibilities in accordance with the ISSAI and in accordance with other ethical requirements applicable to performing audits of financial statements in Kenya. I believe that the audit evidence I have obtained is sufficient and appropriate to provide a basis for my qualified opinion.

### **Emphasis of Matter**

#### **Budgetary Control and Performance**

The statement of budgeted versus actual amounts reflects total revenue amount of Kshs.309,338,014 against budgeted amount of Kshs.212,430,380 resulting in an over collection of revenue amounting to Kshs.96,907,634 or 45% of the revenue budget. Similarly, the School had an actual expenditure of Kshs.314,998,235 against the budgeted expenditure amount of Kshs.212,430,380 resulting in an over-expenditure of Kshs.102,567,855 or 48% of the approved budget. This may indicate poor budget preparations and implementation.

My opinion is not modified in respect of this matter.

---

*Report of the Auditor-General on St Joseph's Boys High School Kitale for the year ended 30 June, 2024 – Trans Nzoia County*

## **Key Audit Matters**

Key audit matters are those matters that, in my professional judgement, are of most significance in the audit of the financial statements. Except for the matter described in the Basis for Qualified Opinion section, I have determined that there are no other key audit matters to communicate in my report.

## **Other Information**

The Management is responsible for the other information set out on page III to X which comprise of Key School Information and Management, Summary Report of Performance of the School and Statement of School Management Responsibilities. The Other Information does not include the financial statements and my audit report thereon.

In connection with my audit on the School's financial statements, my responsibility is to read the other information and in doing so, consider whether the other information is materially inconsistent with the financial statements or my knowledge obtained in the audit or otherwise appears to be materially misstated. If based on the work I have performed, I conclude that there is a material misstatement of this Other Information, I am required to report that fact. I have nothing to report in this regard.

My opinion on the financial statements does not cover the Other Information and accordingly, I do not express an audit opinion or any form of assurance conclusion thereon.

## **REPORT ON LAWFULNESS AND EFFECTIVENESS IN THE USE OF PUBLIC RESOURCES**

### **Conclusion**

As required by Article 229(6) of the Constitution, based on the audit procedures performed, except for the effect of the matters described in the Basis for Conclusion on Lawfulness and Effectiveness in the Use of Public Resources section of my report, I confirm that nothing else has come to my attention to cause me to believe that public resources have not been applied lawfully and in an effective way.

### **Basis for Conclusion**

#### **1. Failure to Transfer Infrastructure Funds from Operations Bank Account**

Review of the National Education Management Information System (NEMIS) records revealed that the Ministry of Education disbursed to the School an amount of Kshs.37,319,394 as grants on capitation for operations which included an amount of Kshs.11,206,000 received for infrastructure development. However, Management did not transfer the funds received from the Ministry to the infrastructure account. This was contrary to the requirements of the Ministry of Education Circular Ref. No: MOE.HQS/3/13/3 dated 16 June, 2021 which directed that infrastructure grants as well as maintenance and improvement funds should be transferred to the School's infrastructure account fifteen (15) days upon receipt of the funds in the operations account.

In the circumstances, Management was in breach of the Ministry's guidelines.

## **2. Lack of an Approved Staff Establishment**

Review of human resource records revealed that the Institute did not have an approved staff establishment. This was contrary to Section B2(1) of the Human Resource Policies and Procedures Manual for the Public Service 2016 which provides that every Government entity shall prepare human resource plans to support achievement of goals and objectives in their strategic plans which shall be based on comprehensive job analysis.

In the circumstances, Management was in breach of the Human Resource guidelines.

The audit was conducted in accordance with ISSAI 3000 and ISSAI 4000. The standards require that I comply with ethical requirements and plan and perform the audit to obtain assurance about whether the activities, financial transactions and information reflected in the financial statements comply in all material respects, with the authorities that govern them. I believe that the audit evidence I have obtained is sufficient and appropriate to provide a basis for my conclusion.

## **REPORT ON EFFECTIVENESS OF INTERNAL CONTROLS, RISK MANAGEMENT AND GOVERNANCE**

### **Conclusion**

As required by Section 7(1)(a) of the Public Audit Act, 2015, based on the audit procedures performed, except for the effect of the matters described in the Basis for Conclusion on Effectiveness of Internal Controls, Risk Management and Governance section of my report, I confirm that nothing else has come to my attention to cause me to believe that internal controls, risk management and governance were not effective.

### **Basis for Conclusion**

#### **1. Lack of Internal Audit Function**

During the year ending 30 June, 2024, St. Joseph Boys High School had not established an internal audit unit that is responsible for carrying out periodic internal audits in order to develop an effective internal control system for the entity. Further, the School did not have any mechanisms in place to carry out internal audits during the year.

In the circumstances, the effectiveness of the internal control systems in the School could not be confirmed.

#### **2. Lack of Occupational Safety and Health Policy**

Review of the School's internal controls and operations revealed that the School had not established an approved occupational safety and health policy to secure the safety, health and welfare of persons at work. Further the School did not have an occupational safety and health committee at the workplace.

In the circumstances, the effectiveness of the safeguards used by the Management to secure the safety, health and welfare of the workers and students could not be confirmed.

### **3. Variance in Student Enrollment data**

Review of records on student enrollment revealed inconsistencies where the NEMIS reported a total number of seventeen thousand two hundred and thirty (17,230) students while the records from the County Director of Education and the School's attendance register had twenty-one thousand nine hundred (21,900) students. This was contrary to Ministry of Education Circular MOE.HQS/3/13/3 dated 16 June, 2021 which issued guidelines on implementation of Free Day Secondary Education (FDSE) requiring that all learners be registered in NEMIS and the principals to ensure that their records are accurate.

In the circumstances, the reliability of the student's enrolment data used to determine capitation grants could not be confirmed.

The audit was conducted in accordance with ISSAI 2315 and ISSAI 2330. The standards require that I plan and perform the audit to obtain assurance about whether effective processes and systems of internal controls, risk Management and overall governance were operating effectively in all material respects. I believe that the audit evidence I have obtained is sufficient and appropriate to provide a basis for my conclusion.

### **Responsibilities of Management and the Board of Governors**

Management is responsible for the preparation and fair presentation of these financial statements in accordance with the International Public Sector Accounting Standards (Cash Basis) and for maintaining effective internal controls as Management determines is necessary to enable the preparation of financial statements that are free from material misstatement, whether due to fraud or error and for its assessment of the effectiveness of internal controls, risk management and governance.

In preparing the financial statements, Management is responsible for assessing the School's ability to continue to sustain its services, disclosing, as applicable, matters related to sustainability of services and using the applicable basis of accounting unless the Management is aware of the intention to terminate the School or cease operations.

Management is also responsible for the submission of the financial statements to the Auditor-General in accordance with the provisions of Section 47 of the Public Audit Act, 2015.

In addition to the responsibility for the preparation and presentation of the financial statements described above, Management is also responsible for ensuring that the activities, financial transactions and information reflected in the financial statements are in compliance with the authorities which govern them, and that public resources are applied in an effective way.

The Board of Governors is responsible for overseeing the School's financial reporting process, reviewing the effectiveness of how Management monitors compliance with relevant legislative and regulatory requirements, ensuring that effective processes and systems are in place to address key roles and responsibilities in relation to governance and risk management, and ensuring the adequacy and effectiveness of the control environment.

### **Auditor-General's Responsibilities for the Audit**

My responsibility is to conduct an audit of the financial statements in accordance with Article 229(4) of the Constitution, Section 35 of the Public Audit Act, 2015 and the International Standards for Supreme Audit Institutions (ISSAIs). The standards require that, in conducting the audit, I obtain reasonable assurance about whether the financial statements as a whole are free from material misstatements, whether due to fraud or error and to issue an auditor's report that includes my opinion in accordance with Section 48 of the Public Audit Act, 2015. Reasonable assurance is a high level of assurance but is not a guarantee that an audit conducted in accordance with ISSAIs will always detect a material misstatement when it exists. Misstatements can arise from fraud or error and are considered material if, individually or in the aggregate, they could reasonably be expected to influence the economic decisions of users taken on the basis of these financial statements.

In conducting the audit, Article 229(6) of the Constitution also requires that I express a conclusion on whether or not in all material respects, the activities, financial transactions and information reflected in the financial statements are in compliance with the authorities that govern them and that public resources are applied in an effective way. In addition, I consider the entity's control environment in order to give an assurance on the effectiveness of internal controls, risk management and governance processes and systems in accordance with the provisions of Section 7(1)(a) of the Public Audit Act, 2015.

Further, I am required to submit the audit report in accordance with Article 229(7) of the Constitution.

Detailed description of my responsibilities for the audit is located at the Office of the Auditor-General's website at: <https://www.oagkenya.go.ke/auditor-generals-responsibilities-for-audit/>. This description forms part of my auditor's report.

  
**FCPA Nancy Gathungu, CBS**  
**AUDITOR-GENERAL**

**Nairobi**

**11 June, 2025**

---

*Report of the Auditor-General on St Joseph's Boys High School Kitale for the year ended 30 June, 2024 – Trans Nzoia County*

ST JOSEPHS BOYS NATIONAL SCHOOL KITALE  
**Annual Report and Financial Statements For the year ended 30<sup>th</sup> June 2024**

**6. Statement Of Receipts and Payments For the Year Ended 30<sup>th</sup> June 2024**


Description Of Vote Head	Note	30/06/2024	30/06/2023
		Kshs	Kshs
<b>Receipts</b>			
Government grants for tuition	1	7,076,536	5,405,522
Government grants for operations	2	37,319,394	21,292,892
Government Grants for infrastructure	3	-	-
School fund income- parents' contributions	4	245,557,592	216,014,403
Miscellaneous incomes	5	19,384,492	7,576,293
<b>Total Receipts</b>		<b>309,338,014</b>	<b>250,289,110</b>
<b>Payments</b>			
Tuition	6	3,580,715	19,226,515
Operations	7	32,233,794	31,687,116
Infrastructure	8	17,318,486	-
Boarding and school fund	9	261,865,240	171,792,273
<b>Total Payments</b>		<b>314,998,235</b>	<b>222,705,904</b>
<b>Surplus/Deficit</b>		<b>(5,660,221)</b>	<b>27,583,206</b>

The school financial statements were approved on \_\_\_\_\_ 20\_\_\_\_ and signed by:

  
 Name: BISHOP HENRY JUMA ODONYA


Chair BOM

Date: 28/05/2024

  
 Name: COSMAS S NABUNGOLO

School Principal/ Secretary to BOM

Date: 28/05/2024



  
 Name: RICHARD KURGAT

Bursar/ Finance Officer

Date: 28/05/2024

(Comparative FY refers to the financial year preceding the current financial year.)

7. Statement of Assets and Liabilities As At 30<sup>th</sup> June 2024


Description	Note	30/06/2024	30/06/2023
		Kshs	Kshs
<b>Financial Assets</b>			
<b>Cash and cash equivalents</b>			
Bank balances	10	33,981,435	39,814,274
Cash balances	11	209,360	36,742
Short term investments	12	-	-
<b>Total cash and cash equivalent</b>		<b>34,190,795</b>	<b>39,851,016</b>
Account's receivables	13	84,029,852	84,029,852
<b>Total financial assets</b>		<b>118,220,647</b>	<b>123,880,868</b>
<b>Financial liabilities</b>			
Accounts payables	14	87,160,006	87,160,006
<b>Net financial assets</b>		<b>31,060,641</b>	<b>36,720,862</b>
<b>Represented by</b>			
<b>Accumulated fund b/fwd</b>	15	36,720,862	9,137,656.
<b>Surplus/deficit for the year</b>		(5,660,221)	27,583,206.
<b>Net financial position</b>		<b>31,060,641</b>	<b>36,720,862</b>

The school's financial statements were approved on 28<sup>th</sup> MAY 2025 and signed by:


  
 Name: BISHOP HENRY JUMA ODONYA

Chair BOM

Date: 28/05/2025

  
 Name: COSMAS S NABUNGOLO  
 School Principal/ Secretary to BOM

Date: 28/05/2025

  
 Name: RICHARD KURGAT  
 Bursar/ Finance Officer

Date: 28/05/2025

(Comparative FY refers to the financial year preceding the current Financial year.)

8. Statement of Cash Flows for the Year Ended 30<sup>th</sup> June 2024

Description	Note	30/06/2024	30/06/2023
		Kshs	Kshs
<b>Cash from Operating Activities</b>			
<b>Receipts</b>			
Government grants for tuition	1	7,076,536	5,405,522
Government grants for operations	2	37,319,394	21,292,892
Government grants for infrastructure	3	-	-
School fund income- parents contributions/ fees	4	245,557,592	205,009,944
Other income	5	19,384,492	7,016,524
<b>Total receipts</b>		<b>309,338,014</b>	<b>238,724,882</b>
<b>Payments</b>			
Cash outflows for tuition	6	3,580,715	2,950,507
Cash outflows for operations	7	32,233,795	12,233,336
Cash outflow for infrastructure	8	17,318,486	-
Cash outflows Boarding/lunch and school fund payments	9	261,865,239	192,762,462
<b>Total payments</b>		<b>314,998,235</b>	<b>207,946,305</b>
<b>Net cash inflow/outflow from operating activities</b>		<b>(5,660,221)</b>	<b>30,778,577</b>
<b>Cash flow from investing activities</b>			
Acquisition of assets			
Proceeds from sale of Assets			
Proceeds from investments			
Purchase of investments			
<b>Net cash inflow/outflows from investing activities</b>			
<b>Cash flow from Financing activities</b>		-	-
Proceeds from borrowings/ loans		-	-
Repayment of principal borrowings		-	-
<b>Net cash inflow/outflow from financing activities</b>		-	-
		-	-
<b>Net increase/decrease in cash and cash equivalents</b>		<b>(5,660,221)</b>	<b>30,778,577</b>
Cash and cash equivalent at beginning of the FY		<b>39,851,016</b>	<b>9,072,439</b>
<b>Cash and cash equivalent at end of the FY</b>		<b>34,190,795</b>	<b>39,851,016</b>

Note: Cash and Cash Equivalent is the summation of Note 10, 11 and 12.


(The above presentation of cash flow statement uses the direct method of cash flow presentation which is encouraged under IPSAS. Schools should therefore adopt the direct method of cashflow as recommended by PSASB).

The school's financial statements were approved on 28<sup>th</sup> MAY 2025 and signed by:


  
.....  
Name: BISHOP HENRY JUMA  
ODONYA

Chair BOM

Date: 28/05/2025

  
.....  
Name: COSMAS S  
NABUNGOLO  
School Principal/ Secretary to  
BOM

Date: 28/05/2025

  
.....  
Name: RICHARD  
KURGAT

Bursar/ Finance Officer

Date: 28/05/2025

(Comparative FY refers to the financial year preceding the current Financial year.)



9. Statement Of Budgeted Versus Actual Amounts for The Year Ended 30<sup>th</sup> June 2024

Receipt/Expenses Item	Original Budget	Adjustments	Final Budget	Actual on Comparable Basis	% of Utilization
	A	b	c=a+b	d	e=d/c %
	Kshs	Kshs	Kshs	Kshs	Kshs
<b>Receipts</b>					
<b>(1) Capitation Grant on Tuition</b>					
Textbooks And Reference Materials				-	
Exercise Books				-	
Laboratory Equipment				-	
Internal Exams				-	
Teaching / Learning Materials	11,644,640		11,644,640	7,076,536	61%
Chalks		-	-	-	
Exams And Assessment		-	-	-	
<b>Sub-Total</b>	<b>11,644,640</b>	<b>-</b>	<b>11,644,640</b>	<b>7,076,536</b>	<b>61%</b>
<b>(2) Capitation Grant on Operations</b>					
Personnel Emoluments				-	
Other votesheads	26,414,000		26,414,000	19,998,954	76%
Repairs And Maintenance	14,050,000		14,050,000	11,206,000	80%
Local Transport / Travelling			-	-	
Electricity And Water			-	-	
Medical/Insurance	5,620,000		5,620,000	3,205,950	57%
Administration Costs			-	-	
Activity	4,215,000		4,215,000	2,350,490	56%
Parents contribution				558,000	
Gratuity	-	-	-	-	
<b>Sub-Total</b>	<b>50,299,000</b>	<b>-</b>	<b>50,299,000</b>	<b>37,319,394</b>	<b>74%</b>

<b>Receipt/Expenses Item</b>	<b>Original Budget</b>	<b>Adjustments</b>	<b>Final Budget</b>	<b>Actual on Comparable Basis</b>	<b>% of Utilization</b>
	a	b	c=a+b	d	f=d/c %
	Kshs	Kshs	Kshs	Kshs	Kshs
<b>(3) FDSE for Infrastructure</b>					
Transition infrastructure Grants				-	
Administration Block				-	
Economic stimulus grants				-	
Transfer from School Fund				-	
Repairs And Maintenance				-	
Others(NGCDF,County government)				-	
<b>Sub-Total</b>				-	
<b>(4) Fees Charged on Parents</b>					
Personnel emoluments	17,101,660	-	17,101,660	25,414,494	149%
Repairs and maintenance	7,041,860	-	7,041,860	10,765,599	153%
Local transport / travelling	4,875,350	-	4,875,350	8,650,879	177%
Electricity and water	18,028,960	-	18,028,960	21,185,052	118%
Medical	1,747,820	-	1,747,820	1,941,648	111%
Administration costs	7,390,300	-	7,390,300	9,708,239	131%
Activity	-	-	-	-	
<b>Sub-Total</b>	<b>56,185,950</b>	<b>-</b>	<b>56,185,950</b>	<b>77,665,911</b>	<b>138%</b>
<b>Other Income</b>					
Lunch Programme				-	

Rent Income	-		-	-	
Income From Farming Activities	-	-	-	2,769,592	
Vehicle Insurance	3,298,940	-	3,298,940	-	0%
Bakery	-	-	-	10,920,000	
Income From Bus Hire	-	-	-	-	
Fee On Boarding Equipment and Stores	91,001,850		91,001,850	116,498,868	128%
Income From Grants and Donations*	-		-	-	
Posho mill				1,185,600	
Transfer from Tuition				2,509,300	
Transfer from PA				2,000,000	
PTA Development				51,392,813	
Interest Income	-		-	-	
<b>Sub-Total</b>	<b>94,300,790</b>	<b>-</b>	<b>94,300,790</b>	<b>187,276,173</b>	<b>199%</b>
<b>TOTAL INCOME</b>	<b>212,430,380</b>	<b>-</b>	<b>212,430,380</b>	<b>309,338,014</b>	<b>146%</b>
<b>Receipt/Expenses Item</b>	<b>Original Budget</b>	<b>Adjustments</b>	<b>Final Budget</b>	<b>Actual on Comparable Basis</b>	<b>% of Utilization</b>
	a	b	c=a+b	d	f=d/c %
	Kshs	Kshs	Kshs	Kshs	Kshs
<b>(1) Expenditure For Tuition</b>					
Textbooks And Reference Materials			-	-	
Exercise Books			-	-	
Laboratory Equipment			-	1,000,000	
Internal Exams			-	-	
Teaching / Learning Materials	11,644,640		11,644,640	50,000	0.4%
Chalks			-	-	
Exams And Assessment	-	-	-	-	
Administration Costs	-	-	-	-	

Transfer to School Fund				2,509,200	
Bank Charges	-	-	-	21,515	
<b>Sub-Total</b>	<b>11,644,640</b>	<b>-</b>	<b>11,644,640</b>	<b>3,580,715</b>	<b>31%</b>
<b>(2) Expenditure For Operations</b>					
Personnel Emoluments			-	2,066,582	
Administration Cost	-	-	-	4,307,116	
Other Voteheads	26,414,000		26,414,000		0%
Repairs And Maintenance & Improvements	14,050,000		14,050,000	4,382,647	31%
Local Transport / Travelling			-	929,010	
Electricity And Water			-	668,222	
Medical & Insurance Cost	5,620,000		5,620,000	5,000	0.08%
Activity Expenses	4,215,000	-	4,215,000	306,060	7%
Smasse	-	-	-	-	
Bank Charges	-	-	-	16,203	
Transfer to School Fund				10,552,954	
Transfer to PA Account				9,000,000	
Transfer to Infrastructure			-	-	
<b>Sub-Total</b>	<b>50,299,000</b>	<b>-</b>	<b>50,299,000</b>	<b>32,233,794</b>	<b>64%</b>
<b>(3) Expenditure For Infrastructure</b>					
Construction of Classroom	-	-	-	-	
Construction of Laboratory	-	-	-	-	
Construction of Dormitory	-	-	-	15,000,000	
Purchase of Furniture	-	-	-	-	
Labour	-	-	-	-	
<b>Receipt/Expenses Item</b>	<b>Original Budget</b>	<b>Adjustments</b>	<b>Final Budget</b>	<b>Actual on Comparable Basis</b>	<b>% of Utilization</b>
	a	b	c=a+b	d	f=d/c %
	Kshs	Kshs	Kshs	Kshs	Kshs

Drilling of Borehole	-	-	-	-	
Administration Cost	-	-	-	2,315,937	
Bank Charges	-	-	-	2,549	
<b>Sub-Total</b>	-	-	-	<b>17,318,486</b>	
<b>(3) Expenditure For School Fund</b>					
Personnel Emoluments	17,101,660	-	17,101,660	17,488,447	102%
Activity				840,900	12%
Repairs And Maintenance & Improvements	7,041,860	-	7,041,860	12,271,657	252%
Local Transport / Travelling	4,875,350	-	4,875,350	2,329,323	13%
Electricity And Water	18,028,960	-	18,028,960	5,310,854	304%
Medical Expenses	1,747,820	-	1,747,820	1,255,325	17%
Administration Costs	7,390,300	-	7,390,300	92,780,557	
Lunch Programme				-	
Bank Charges	-	-	-	157,887	
Expenses On Farming	-	-	-	951,760	
Fee On Boarding Equipment and Stores	91,001,850	-	91,001,850	99,259,678	109%
Bakery	-	-	-	-	
Tender	-	-	-	-	
Bus Hire	-	-	-	-	
Refund	-	-	-	-	
Insurance Cost ( <i>Life Property</i> )	-	-	-	-	
Vehicle Insurance	3,298,940		3,298,940		
Bursary Distribution	-	-	-	-	
Loan Interest Repayment	-		-	-	
PTA	-		-	29,218,852	
Acquisition Of Assets	-		-	-	
<b>Sub-Total</b>	<b>150,486,740</b>	-	<b>150,486,740</b>	<b>261,865,240</b>	174%
<b>TOTAL EXPENDITURE</b>	<b>212,430,380</b>	-	<b>212,430,380</b>	<b>314,998,235</b>	<b>148%</b>

## 10. Significant Accounting Policies

The principal accounting policies adopted in the preparation of these financial statements are set out below:

### 1. Statement of compliance and basis of preparation

The financial statements have been prepared in accordance with and comply with International Public Sector Accounting Standards (IPSAS) with particular emphasis on Cash Basis Financial Reporting under the Cash Basis of Accounting and applicable government legislations and regulations. The financial statements comply with and conform to the form of presentation prescribed by the Public Sector Accounting Standards Board of Kenya.

This cash basis of accounting has been supplemented with accounting for; a) receivables that include school fees from parents, imprest, salary advances and other receivables and b) payables that include deposits and retentions and payables from operations.

The financial statements are presented in Kenya Shillings, which is the functional and reporting currency of the *school*, and all values are rounded to the nearest Kenya Shilling (Kshs). The accounting policies adopted have been consistently applied to all the years presented.

### 2. Recognition of receipts and payments

The *school* recognises all receipts from the various sources when the event occurs, and the related cash has actually been received by the *school*. In addition, the *school* recognises all expenses when the event occurs, and the related cash has actually been paid out by the *school*. Income arising from school fees is recognised when the event occurs whether cash is received or not. Expenditure arising from operations is recognised when the event occurs irrespective of receipt of cash.

### 3. In-kind contributions

In-kind contributions are donations that are made to the *school* in the form of actual goods and/or services rather than in money or cash terms. These donations may include vehicles, equipment or personnel services. Where the financial value received for in-kind contributions can be reliably determined, the *school* includes such value in the statement of receipts and payments both as a receipt and as a payment in equal and opposite amounts; otherwise, the contribution is not recorded.

### 4. Cash and cash equivalents

Cash and cash equivalents comprise cash on hand and cash at bank, short-term deposits on call and highly liquid investments with an original maturity of three months or less, which are readily convertible to known amounts of cash and are subject to insignificant risk of changes in value. Bank account balances include amounts held at various financial institutions at the end of the financial year.

**5. Accounts Receivable**

For the purposes of these financial statements, imprests and advances to authorised public officers and/or institutions which were not surrendered or accounted for at the end of the financial year are treated as receivables. Accounts receivables also include school fees billed to parents for services rendered but not paid. This is an enhancement to the cash accounting policy. Other accounts receivables are disclosed in the financial statements.

**6. Accounts Payable**

For the purposes of these financial statements, deposits and retentions held on behalf of third parties have been recognized as accounts payables. This is in recognition of the government practice of retaining a portion of contracted services and works pending fulfilment of obligations by the contractor and to hold deposits on behalf of third parties. Payables also include expenditure incurred for the purchase of goods, works and services that has been rendered and not settled. This is an enhancement to the cash accounting policy adopted for public secondary schools. Other liabilities are disclosed in the financial statements.

**7. Non-current assets**

Non-current assets are expensed at the time of acquisition while disposal proceeds are recognized as receipts at the time of disposal. However, the acquisitions and disposals are reflected in the school fixed asset register a summary of which is provided as a memorandum to these financial statements.

**8. Budget**

The budget is developed on the same accounting basis (cash basis), the same accounts classification basis, and for the same period as the financial statements. The *school's* budget was approved by the School Board of Management. A comparison of the actual performance against the comparable budget for the financial year under review has been included in the financial statements.

**9. Comparative figures**

Where necessary comparative figures for the previous financial year have been amended or reconfigured to conform to the required changes in presentation.

**10. Subsequent events**

There have been no events subsequent to the financial year end with a significant impact on the financial statements for the year ended 30<sup>th</sup> June 2024.

**11. Notes To The Financial Statements****1 Government Grants for Tuition**

Description	2023-2024	2022-2023
	Kshs	Kshs
Reference Materials		
Exercise Books		
Laboratory Equipment		
Internal Exams		
Teaching / Learning Materials	7,076,536	5,405,522
Others (specify)*		
<b>Total</b>	<b>7,076,536</b>	<b>5,405,522</b>

\*Include others as per MOE circulars

**2 Government Grants for Operations**

Description	2023-2024	2022-2023
	Kshs	Kshs
Personnel Emoluments		
Repairs And Maintenance	11,206,000	8,304,228
Local Transport / Travelling		
Electricity And Water		
Medical	3,205,950	340,800
Administration Costs		
Activity	2,350,490	1,490,502
Parents Contribution	558,000	
Other Vote Heads (specify)*	19,998,954	10,646,446
<b>Total</b>	<b>37,319,394</b>	<b>21,292,892</b>

\*Include others as per MOE circulars

**3 Government Grants for infrastructure**

Description	2023-2024	2022-2023
	Kshs	Kshs
Maintenance & Improvement		-
Transition infrastructure grants		
Administration Block		
Other (specify)(NGCDF and County govt.		
<b>Total</b>		-

**4 School Fund Income - Parents Contribution/Fees**

Description	2023-2024	2022-2023
	Kshs	Kshs
Personnel emoluments	25,414,494	20,575,656
Repairs and maintenance	10,765,599	8,334,703
Local transport / travelling	8,650,879	12,573,709
Electricity and water	21,185,052	20,934,699
Medical	1,941,648	721,394
Administration costs	9,708,239	13,974,979
Activity	-	2,170,789
Fee on Boarding Equipment and stores	116,498,868	113,062,847
PA Levies*	51,392,813	23,665,627
Others (specify)		
<b>Total</b>	<b>245,557,592</b>	<b>216,014,403</b>

\*Includes all levies charged by the school outside the fees structure but by mutual agreement with the parents.

**5 Miscellaneous Incomes**

Description	2023-2024	2022-2023
	Kshs	Kshs
Rent Income		
Income From Farming Activities	2,769,592	6,200,000
Vehicle Insurance		1,376,293
Income From Posho Mill	1,185,600	
Income From Bus Hire		
Fee For Hire of Ground and Equipment		
Income From Grants and Donations*		
Bakery	10,920,000	
Interest Income		
Dividends Income		
Transfer from Tuition	2,509,300	
Loans/Borrowings*		
Transfer from PA	2,000,000	
Other Income (specify)*		
<b>Total</b>	<b>19,384,492</b>	<b>7,576,293</b>

(Include an explanation on the kind and source of grants/ donations received by the school.)

\*Ensure proper authorization from MOE before obtaining loans/borrowings.

\*Indicate what other income relates to including income arising from writebacks if any.

Notes to the Financial Statements (continued)

6 Tuition

Description	2023-2024	2022-2023
	Kshs	Kshs
Exercise Books		6,232,760
Textbooks		3,430,769
Reference materials		
Laboratory Equipment	1,000,000	6,010,632
Teaching / Learning Materials	50,000	800,000
Exams And Assessment		2,752,354
Teachers Guides	2,509,200	
Transfer to School fund		
Bank Charges	21,515	
Others ( <i>specify</i> )		
<b>Total</b>	<b>3,580,715</b>	<b>19,226,515</b>

7 Operations

Description	2023-2024	2022-2023
	Kshs	Kshs
Personnel Emoluments	2,066,582	-
Service Gratuity	-	-
Administration Cost	4,307,116	5,239,758
Repairs And Maintenance & Improvements	4,382,647	16,228,270
Local Transport / Travelling	929,010	1,200,000
Electricity And Water	668,222	1,363,696
Medical	5,000	127,508
Activity Expenses	306,060	209,950
Insurance Cost	-	-
School Fund	10,552,954	-
Transfer to Infrastructure	-	7,317,934
Bank Charges	16,203	-
Transfer to PA Account	9,000,000	-
<b>Total</b>	<b>32,233,794</b>	<b>31,687,116</b>

## Notes to the Financial Statements (continued)

## 8 Infrastructure

Description	2023-2024	2022-2023
	Kshs	Kshs
Construction of classrooms	-	-
Construction of laboratory	-	-
Construction of dormitory	15,000,000	-
Purchase of furniture	-	-
Purchase of equipment	-	-
Administration	2,315,937	-
Bank Charges	2,549	-
Purchase of apparatus	-	-
Drilling of boreholes	-	-
Others (specify)	-	-
<b>Total</b>	<b>17,318,486</b>	<b>-</b>

## 9 Boarding And School Fund

Description	2023-2024	2022-2023
	Kshs	Kshs
Personnel Emoluments	17,488,447	21,020,252
Repairs And Maintenance & Improvements	12,271,657	8,601,469
Local Transport / Travelling	2,329,323	23,001,385
Electricity And Water	5,310,854	6,221,774
Medical Expenses	1,255,325	776,341
Administration Costs	92,780,557	9,458,481
Lunch Programme	-	-
Bank Charges	157,887	-
Expenses On Income Generating Activities**	951,760	4,020,435
Fee On Boarding Equipment and Stores	99,259,678	95,345,049
Rent Expenses	-	-
Activity expenses	840,900	3,273,659
Vehicle Insurance	-	73,429
Loan Principal Repayment	-	-
Loan Interest Repayment	-	-
PA expenses	29,218,852	-
<b>Total</b>	<b>261,865,240</b>	<b>171,792,274</b>

(Expenses on income generating activities\*\* should include all costs relating to the school earnings on miscellaneous receipts as recorded in note 5. These costs should include farm maintenance, posho mill maintenance, ground maintenance and costs incurred during hire of school bus among others).

## Notes to the Financial Statements (continued)

## 10 Bank Accounts

Account Name & Currency	Status	Bank Account Number	2023-2024	2022-2023
	Active/Dormant		Kshs	Kshs
Tuition Account	Active		6,175,111	2,679,290
Operations Account	Active		15,014,569	10,125,879
School Fund Account/Boarding	Active		2,954,964	10,027,788
Savings Account	Active		-	-
Parent Association Development Account	Active		9,767,009	14,613,808
Income Generating Activities Account			-	-
Infrastructural Account	Active		69,782	2,388,269
<b>Total</b>			<b>33,981,435</b>	<b>39,814,274</b>

## 11 Cash In Hand

Description	2023-2024	2022-2023
	Kshs	Kshs
Notes and Coins	209,360	36,742
<b>Total</b>	<b>209,360</b>	<b>36,742</b>

## 12 Short Term Investments

Description	2023-2024	2022-2023
	Kshs	Kshs
Cooperative Shares	-	-
Treasury Bills	-	-
Fixed Deposit accounts	-	-
Other Investments	-	-
<b>Total</b>	<b>-</b>	<b>-</b>

## Notes to the Financial Statements (continued)

## 13 Accounts Receivable

Description	2023-2024	2022-2023
	Kshs	Kshs
Fees Arrears	84,029,852	84,029,852
<b>Other Non-Fees Receivables</b>		
Salary Advances (list/schedule attached)		
Imprest (list/schedule attached)		
Rent arrears (list/schedule attached)		
<b>Total</b>	<b>84,029,852</b>	<b>84,029,852</b>

## 13 b Ageing Analysis of Accounts Receivable

Description	2023-2024		2022-2023	
	Kshs	% of the total	Kshs	% of the total
	Current FY	% of the total	Comparative FY	% of the total
Less than 1 year	-	0%	32,681,948	39%
Between 1- 2 years	32,681,948	39%	16,598,801	20%
Between 2-3 years	51,347,904	61%	34,749,103	41%
Over 3 years	-	0%		0%
<b>Total (should tie to note 13 a)</b>	<b>84,029,852</b>	<b>100%</b>	<b>84,029,852</b>	<b>100%</b>

## 14 Accounts Payable

Description	2023-2024	2022-2023
	Kshs	Kshs
Trade Creditors (See Ageing Below and Appendix 1)	72,816,311	72,816,311
Prepaid Fees	6,938,655	6,938,655
Retention Monies		
Unpaid salaries and statutory deductions		
Caution money	7,405,040	7,405,040
Other payables ( <i>specify</i> )		
<b>Total</b>	<b>87,160,006</b>	<b>87,160,006</b>

## Notes to the Financial Statements (continued)

## 14a. Ageing Analysis of Accounts Payable

Description	2023-2024		2022-2023	
	Kshs		Kshs	
	Current FY	% of the total	Comparative FY	% of the total
Less than 1 year		0%	72,816,311	100%
Between 1- 2 years	79,754,966	100%		0%
Between 2-3 years	7,405,040	0%		0%
Over 3 years	-	0%	-	0%
<b>Total (should tie to note 14)</b>	<b>87,160,006</b>	<b>100%</b>	<b>72,816,311</b>	<b>100%</b>

## 15 Fund Balance Brought Forward

Description	2023-2024		2022-2023	
	Kshs		Kshs	
Bank Balances	39,814,274		9,011,699	
Cash Balances	36,742		60,740	
Short Term Investments	-			
Receivables	84,029,852		65,526,969	
Payables	87,160,006		65,461,752	
<b>Total</b>	<b>36,720,862</b>		<b>9,137,656</b>	

**Other important disclosure notes**

IPSAS Cash Standard encourages an entity to disclose accrual related information in relation to an entity’s assets and liabilities. The notes outlined below are disclosure notes in relation to the school’s non- financial assets and liabilities.

**16 Non-current Liabilities Summary**

Description	2023-2024 Kshs	2022-2023 Kshs
Bank Loans	-	-
Outstanding Leases	-	-
Hire Purchase	-	-
Gratuity And Leave Provision	-	-
Others (specify)	-	-
<b>Total</b>	<b>-</b>	<b>-</b>

**17 Biological assets**

Description	Numbers	2023-2024 Kshs	2022-2023 Kshs
Cattle	24	768,000	720,000
Sheep	24	192,000	144,000
Trees	7058	14,116,000	10,587,000
Pigs	111	1,665,000	1,443,000
Poultry		-	-
Others (specify)		-	-
<b>Total</b>		<b>16,741,000</b>	<b>12,894,000</b>

**18 Borrowings**

Description	Kshs	Kshs
Borrowings at beginning of the year	-	-
Borrowings during the year	-	-
Repayments during the year	(-)	(-)
<b>Balance at the end of the year</b>	<b>-</b>	<b>-</b>

**Other important disclosure notes****19 Stock/ Inventory**

Description	2023-2024	2022-2023
	Kshs	Kshs
Food stuffs	15,265,897	20,310,897
Lab consumables	3,379,468	12,310,897
Farm produce	2,700,000	2,500,000
Medication	-	
Construction Materials	-	
Others (specify)	-	
	<b>21,345,365</b>	<b>34,810,897</b>

*(Stock to be measured at lower of cost and net realisable value. Net realisable value is the difference between selling costs less costs to sell)*

**20 Progress On Follow Up Of Auditor Recommendations**

The following is the summary of issues raised by the external auditor, and management comments that were provided to the auditor.

Ref No.	Issue / Observations from Auditor	Management comments	Status: (Resolved / Not Resolved)	Timeframe: (Put a date when you expect the issue to be resolved)
1	Inaccuracies in the financial Statements	A full review of the financial statements is underway to correct inaccuracies. Staff are undergoing refresher training to ensure future compliance.	Not resolved	30 <sup>th</sup> June 2025
2	Variances Between the Statement of Receipt and Payments and the Statement of Cash flows	Variances were due to classification errors. Adjustments are being made and new reporting templates introduced.	Not resolved	30 <sup>th</sup> June, 2025
3	Long Outstanding Receivables	We are reviewing all outstanding balances. A collection plan has been initiated and aging reports are being monitored monthly.	Not resolved	30 <sup>th</sup> , June, 2025
4	Unbalanced Budget	Budget preparation process is being revised with new controls and review mechanisms to ensure balance.	Not resolved	30 <sup>th</sup> , June, 2025
5	Late Payment of creditors	The management has come up with a repayment schedule prioritizing the creditors.	Not resolved	30 <sup>th</sup> , June, 2025
6	Unconfirmed Student Enrolment Data	Enrollment verification procedures are being standardized and a digital tracking system is being implemented.	Not resolved	30 <sup>th</sup> , June, 2025
7	Lack of an Audit committee	Management has proposed an Audit Committee structure.	Not Resolved	30 <sup>th</sup> , June ,2025

Ref No.	Issue / Observations from Auditor	Management comments	Status: (Resolved / Not Resolved)	Timeframe: (Put a date when you expect the issue to be resolved)
		Board approval is pending.		
8	Lack of a fixed Asset Register	A comprehensive asset verification exercise is ongoing. A fixed asset register will be completed.	Not resolved	30 <sup>th</sup> , June, 2025
9	Lack of an information Technology Service Continuity or disaster data recovery plan	A draft IT disaster recovery plan has been developed and is under review for implementation.	Not resolved	30 <sup>th</sup> , June, 2025

  
 Sign and Date  
 Principal



12. Annexes

Annex I - Analysis of Pending Accounts Payable

Supplier Of Goods Or Services	Original Amount	Date Contracted	Amount Paid To-Date	Outstanding Balance Current FY	Outstanding Balance Comparative FY	Comments
	A	b	C	d=a-c		
	Kshs	Kshs	Kshs	Kshs	Kshs	
<b>Construction Of Buildings</b>						
1.						
2.						
3.						
Sub-Total						
<b>Supply Of Goods</b>						
4.						
5.						
Sub-Total						
<b>Supply Of Services</b>						
6.						
7.						
8.						
Sub-Total						
<b>Grand Total</b>						

## Annex 2 – Summary of Fixed Assets Register

Asset Class	Historical Cost b/f (Kshs) 1 <sup>st</sup> July 2023	Additions during the year (Kshs)	Disposals during the year (Kshs)	Historical Cost c/f (Kshs) 30 <sup>th</sup> June 2024
Land	600,000,000	0	0	600,000,000
Buildings And Structures	200,000,000	0	0	200,000,000
Tractor	2,500,000	0	0	2,500,000
Office Equipment, Furniture And Fittings	6,000,000	0	0	6,000,000
Textbooks	10,000,000	0	0	10,000,000
ICT Equipment	5,000,000	0	0	5,000,000
Posho mill	250,000	0.0	0	250,000
Tools And Apparatus	5,000,000	0	0	5,000,000
Scania Bus KBW 105 V	7,200,000	0	0	7,200,000
Isuzu Bus KAT 450X	5,200,000	0	0	5,200,000
Lorry KUF	1,750,000	0	0	1,750,000
Other Machinery And Equipment	950,000	0	0	950,000
Heritage And Cultural Assets	800,000	0	0	800,000
Intangible Assets- Soft Ware	3000	0	0	3000
<b>Total</b>	<b>844,653,000</b>	<b>0</b>	<b>0</b>	<b>844,653,000</b>

*(The school should ensure that a detailed fixed assets register is maintained).*