


REPUBLIC OF KENYA



*Enhancing Accountability*



**REPORT**

  
THE NATIONAL ASSEMBLY  
PAPERS LAID

DATE: 04 JUN 2025

DAY.

Wednesday

TABLED  
BY

OF

Hon. Bays Yass, MP  
Deputy Leader of Majority Party

CLERK-AT  
THE-TABLE:

Halima Ahmed

PARLIAMENT  
OF KENYA  
LIBRARY

**THE AUDITOR-GENERAL**

**ON**

**MAKUENI BOYS' HIGH SCHOOL**

**FOR THE YEAR ENDED  
30 JUNE, 2024**

**MAKUENI COUNTY**



---

**MAKUENI BOYS' HIGH SCHOOL**  
**ANNUAL REPORT AND FINANCIAL STATEMENTS**  
**FOR THE FINANCIAL YEAR ENDED**  
**30<sup>TH</sup> JUNE 2024**

---

Prepared in accordance with the Cash Basis of Accounting Method under the International Public Sector Accounting Standards (IPSAS)

*(Leave this page blank)*

Table of Contents	Page
1. Acronyms and Definition of Key Terms.....	ii
2. Key School Information and Management .....	iii
3. Summary Report of Performance of The School .....	x
4. Statement of School Management Responsibility.....	xiv
5. Report of The Independent Auditors .....	xv
6. Statement of Receipts and Payments for the Year Ended 30 <sup>th</sup> June 2024.....	1
7. Statement of Assets and Liabilities as At 30 <sup>th</sup> June 2024 .....	2
8. Statement of Cash Flows for the Year Ended 30 <sup>th</sup> June 2024.....	3
9. Statement Of Budgeted Versus Actual Amounts for The Year Ended 30 <sup>th</sup> June 2024 .....	5
10. Significant Accounting Policies.....	11
11. Notes to the Financial Statements.....	13
12. Annexes .....	28

**1. Acronyms and Definition of Key Terms**

**A. Acronyms.**

BOM	Board of Management
CEB	County Education Board
FDSE	Free Day Secondary Education
FY	Financial Year
IPSAS	International Public Sector Accounting Standards
KCSE	Kenya Certificate of Secondary Education
PFM	Public Finance Management
PSASB	Public Sector Accounting Standards Board
SMASSE	Strengthening of Mathematics and Science in Secondary Education
TSC	Teachers Service Commission

**B. Definition of Key Terms**

**Comparative Year-** Means the prior period.

## 2. Key School Information and Management

### (a) Background information

The school is domiciled in Kenya and its operations are governed under the Basic Education Act, 2013. It is in Makueni County, Makueni Sub-County.

The school was re-registered in 20/06/2024 under registration number 17S30000010 and is currently categorized as a National public school established, owned or operated by the Government.

The school is a boarding school and had 2114 number of students as at 30<sup>th</sup> June 2024. It has 34 streams and 79 teachers of which 8 teachers are employed by the School Board of Management.

**(b) School Board of Management - Board Members**

The School Board of Management established under Section 55 of the Basic Education Act, 2013; is composed of the following members:

Ref:	Name of Board Member	Designation	Date of appointment
1	Alex M. Sila	Chairman	08.6.2022
2	Francis M.Mutua	Secretary- Principal	27.1.2023
3	Eric Kisilu	Member	08.6.2022
4	Samuel K. Musyoki	Member	08.6.2022
5	Sarah Mwamburi	Member	08.6.2022
6	Abraham Matheka	Member	08.06.2022
7	Geoffrey Telela	Member	08.06.2022
8	Damaris Makau	Member – Rep CEB	08.6.2022
9	Magdalene Musyoki	Member Rep Teachers	08.6.2022
10	Stanslous Mbuvo	3 Members – Sponsor	08.6.2022
11	Beatrice Waithera	Sponsor	08.6.2022
12	Fredrick Kitema	Member - Community	08.6.2022
13	Stanslous Ndeto	MemberSpecial Needs	08.6.2022
14	Eisha mohamed	member	08.6.2022
15	Esther Levu	member	08.6.2022
16	Sanga Nyamawi Onesmus	Rep Students	08.06. 2023

**The functions of the School Board of Management are to:**

- Promote the best interests of the School and ensure its development.
- Promote quality education for all pupils in accordance with the standards set under the Basic Education Act, of 2013.
- Ensure and assure the provision of proper and adequate facilities for the School.
- Manage the School's affairs in accordance with the rules and regulations governing occupational safety and health.
- Advise the County Education Board on the staffing needs of the School.
- Determine cases of pupils' discipline and make reports to the CEB.
- Prepare comprehensive termly report on all areas of its mandate and submit the report to CEB.
- Administer and manage the resources of the School.
- Receive, collect and account for any funds accruing to the institution in accordance with Article 226 (1) (a) of the Constitution of Kenya, Section 81 of the Public Finance Management Act, 2012 and the Fourth Schedule para 21 and 23 of the Basic Education Act, 2013.

**(c) Committees of the Board**

Ref:	Name of Committee	Names of Members	Designation	Number of meetings attended during the year
1	Executive Committee	1. Alex M. Sila 2. Francis M. Mutua 3. Samuel K. Musyoki 4. Esther Levu 5. Fredrick Kitema...	chairman secretary Member Member. Member	0 out of 1 1 out of 1 1 out of 1 1 out of 1 1 out of 1
2	Audit Committee	1. Esther N. Levu 2. Francis M. Mutua 3. Stanslous Ndeto 4. Geoffrey Telela 5. Abraham Matheka	Chairman Secretary Member Member Member	1 out of 1 1 out of 1 1 out of 1 1 out of 1 1 out 1
3	Finance, procurement and general purposes Committee	Eric Kisilu Francis Mutua Alex Sila	Chairman Secretary Member	2 out of 2 2 out of 2 1 out of 2

		Esther Levu	Member	2 out of 2
		Samuel Musyoki	Member	2 out of 2
		Albert Musyimi	Member	2 out of 2
		Clement Ndonge	Member	2 out of 2
4	Academic Committee	Eisha mohamed	Chairperson	2 out of 2
		Francis Mutua	Secretary	2 out of 2
		Damaris Makau	Member	2 out of 2
		Magdalene Musyoki	Member	2 out of 2
		Abraham Matheka	Member	2 out of 2
5	Development Committee	Fredrick Kitema	Chairman	2 out of 2
		Francis Mutua	Member	2 out of 2
		Alex Sila	Member	1 out of 2
		Geoffrey Telela	Member	2 out of 2
		Samuel Musyoki	Member	2 out of 2
		Beatrice Waithera	Member	2 out of 2
		Albert Musyimi	Secretary	2 out of 2
6	Discipline and welfare Committee	Stanslous Mbuvo	Chairman	1 out of 1
		Francis Mutua	Secretary	1 out of 1
		Fredrick Kitema	Member	1 out of 1
		Eisha mohamed	Member	1 out of 1
		Stanslous ndeto	Member	1 out of 1
		Sarah mwamburi	Member	1 out of 1

**(d) School operation Management**

For the financial year ended 30<sup>th</sup> June, 2024 the School's day-to-day management was under the following persons:

Ref:	Designation	Name	Identification
1	Principal	Francis Mutua	TSC No.356786
2	Deputy Principal	Albert Musyimi	TSC No.416487
3	School Bursar	Clement Ndonye	ID NO. 12583019, NAC/82622

**(e) Schools contacts**

Post Office Box: 20- 90300- Makueni  
 Telephone: 0208567701  
 E-mail: makueniboys@gmail.com  
 Website: www.makueniboyshighschool.org  
 Facebook:  
 Twitter:

**(f) School Bank Accounts**

Provide details of the school bankers.

1. Name of Bank: Kenya commercial Bank  
 Branch: Wote  
 Postal Address. Box 269-Wote  
 Account Name: Makueni Boys' High School- Boarding account  
 Account No. 1105240959
2. Name of Bank: Kenya commercial Bank  
 Branch: Wote  
 Postal Address. Box 269 -Wote  
 Account Name: Makueni Boys' High School- Operations account  
 Account No. 1105240746
3. Name of Bank: Kenya commercial Bank  
 Branch: Wote  
 Postal Address. Box 269-Wote  
 Account Name: Makueni Boys' High School- Tuition account  
 Account No. 1105287661
4. Name of Bank: Kenya commercial Bank

Branch: Wote  
Postal Address. Box 269- Wote  
Account Name: Makueni Boys' High School- TIG account  
Account No. 1232296503

5. Name of Bank: Kenya commercial Bank  
Branch: Wote  
Postal Address. Box 269- Wote  
Account Name: Makueni Boys' High School- Touch a life account  
Account No. 1270940708

6. Name of Bank: Kenya commercial Bank  
Branch: Wote  
Postal Address. Box 269- Wote  
Account Name: Makueni Boys' High School- CDF  
Account No. 1285192540

7. Name of Bank: Kenya commercial Bank  
Branch: Wote  
Postal Address. Box 269- Wote  
Account Name: Makueni Boys' High School- CDF  
Account No. 1104278839  
**Dormant**

8. Name of Bank: Kenya commercial Bank  
Branch: Wote  
Postal Address. Box 269- Wote  
Account Name: Makueni Boys' High School- CDF  
Account No. 1104278472  
**Dormant**

9. Name of Bank: co-operative Bank of Kenya  
Branch: Wote  
Account Name: Makueni Boys' High School  
Account No. 01100539480100  
**Closed**

10. Name of Bank: co-operative Bank of Kenya  
Branch: Wote  
Account Name: Makueni Boys' High School  
Account No. 01100539480101  
**Closed**

11. Name of Bank: Equity Bank  
Branch: Wote  
Postal Address. Box - Wote

Account Name: Makueni Boys' High School- Reserve  
Account No. 0670292910473

12. MPESA Paybill No. 853600 attached to KCB account 1105240959
13. MPESA paybill No. 247247 attached to Equity account 0670292910473

**(g) Independent Auditors**

Office of the Auditor General  
Anniversary Towers, University Way  
P.O. Box 30084  
GPO 00100  
Nairobi, Kenya

**3. Summary Report of Performance of The School**

The following is a summary report of the performance of the school against the set performance evaluation criteria:

**a) Financial performance:**

- Surplus/ deficit for the year and a comparison of the same for the last three years

<i>PERIOD</i>	<i>2023/2024</i>	<i>2022/2023</i>	<i>2021/2022</i>	<i>2020/2021</i>
	(8,622,649)	(22,741,864)	(8,054,297)	12,925,028

- Capitation grants from the Ministry of Education for the last three years

<i>ACCOUNT</i>	<i>2023/2024</i>	<i>2022/2023</i>	<i>2021/2022</i>	<i>2020/2021</i>
OPERATION	15,043,388	19,503,495	19,494,222	9,753,721
TUITION	4,609,155	4,387,996	4,481,831	1,554,948
TOTAL	19,652,543	23,891,491	23,976,053	11,308,669

- A three-year overview of growth of other income(s) earned by the school.

<i>YEAR</i>	<i>2023/2024</i>	<i>2022/2023</i>	<i>2021/2022</i>	<i>2020/2021</i>
INCOME	158,115,889	178,584,216	169,009,206	53,026,528

- A three-year overview of growth in expenditure of the school

<i>YEAR</i>	<i>2023/2024</i>	<i>2022/2023</i>	<i>2021/2022</i>	<i>2020/2021</i>
EXPENDITURE	166,738,538	201,326,080	177,063,502	46,518,976

- Movement of debtors and creditors of the school over the last three years

<i>YEAR</i>	<i>2023/2024</i>	<i>2022/2023</i>	<i>2021/2022</i>	<i>2020/2021</i>
DEBTORS	60,601,515	54,925,324	48,165,709	47,861,535
CREDITORS	65,557,417	59,881,227	27,035,043	16,950,681

b) Teacher Student ratio:

TSC TRS	BOM TRS	TOTAL	STUDENTS NO	TR/STUDENT RATIO	TRS POSTED	TRANSFERED	RETIRED
71	8	79	2114	1:27	9	0	0

The number of teachers who were available per subject were as follows:

s/no	Subject	No. Of teachers			CBE requirement	Shortage/surplus
		TSC	BOM	Total		
1	ENG	10	1	11	13	2
2	KISWAHILI	6	2	8	9	1
3	MATHEMATICS	7	2	9	10	1
4	CHEMISTRY	6	0	6	6	0
5	PHYSICS	6	1	7	8	1
6	BIOLOGY	5	0	5	6	1
7	GEOGRAPHY	5	0	5	6	1
8	HISTORY	5	0	5	6	1
9	CRE	3	0	3	3	0
10	IRE	1	0	1	1	0
11	AGRICULTURE	4	1	5	6	1
12	ART AND DESIGN	1	0	1	1	0
13	COMPUTER	1	0	1	1	0
14	BUSINESS STUDIES	3	2	5	6	1
15	FRENCH	1	0	1	1	0
16	MUSIC	1	0	1	1	0
17	PE					
18	LIFE SKILL					

c) The mean score in the 2023KCSE:

YEAR	2023	2022	2021	2020
MEAN SCORE	8.95	8.371	8.265	8.76
C+ and ABOVE	344	289	234	232

d) Number of Candidates in the 2023 KCSE:


YEAR	2023	2022	2021	2020
NO.OF CANDIDATES	377	321	276	257

e) The capacity of the school:

FACILITY	NUMBER	CAPACITY	NO. OF STUDENTS
LAND WITH LEGAL OWNERSHIP	1	46 ACRES	2114
DORMITORIES	10	1582	2114
CLASSROOMS	35	1575	2114
DINNING HALL	1	1250	2114
KITCHEN	1	-	-
TOILET BOARDING	41	2050	2114
TOILET - TUITION	13	390	2114
LABORATORIES	5		2114
ADMINISTRATION BLOCK	1	100 Staff Members	

f) Development projects carried out by the school:

Projects	Source of funds	Status	Initial Cost (Kshs)	Amount Spent (Kshs)	Expected completion time
Class rooms construction	MI funds	complete	1,206,199.00	1,206,199.00	15th February 2024

 17/4/2025

School Principal

MAKUENI BOYS' HIGH SCHOOL  
P.O BOX 20-90300,  
MAKUENI  
TEL: 020-2623820

#### 4. Statement of School Management Responsibility

Section 81 (1) of the Public Finance Management Act, 2012 requires that, at the end of each financial year, each National Government School shall prepare financial statements in respect of that school. Section 81 (3) requires the financial statements so prepared to be in a form that complies with relevant accounting standards as prescribed by the Public Sector Accounting Standards Board (PSASB) of Kenya from time to time.

Schedule 4 (Section 23) of the Education Act, 2013 requires the Board of Management of a public institution of basic education to keep all proper books and records of accounts of the income, expenditure, and assets of the institution.

The Board of Management of Makueni Boys' High School accepts responsibility for the school's financial statements, which have been prepared on the Cash Basis Method of Financial Reporting, using appropriate accounting policies in accordance with International Public Sector Accounting Standards (IPSAS).


The Board of Management is of the opinion that the school's financial statements give a true and fair view of the state of the school's transactions during the financial year ended 30<sup>th</sup> June, 2024, and of the school's financial position as at that date.



.....  
Name: ALEX M. SILA

Designation: Chairman, School Board of Management

Date: 17/4/25



.....  
Name: FRANCIS M. MUTUA

Designation: School Principal & Secretary to Board of Management

Date: 17/4/2025



.....  
Name: CLEMENT K. NDONYE


Designation: Bursar/ Finance Officer

Date: 17/4/2025

MAKUENI BOYS' HIGH SCHOOL  
P.O BOX 20-90300,  
MAKUENI  
TEL: 020-2623820

# REPUBLIC OF KENYA

Telephone: +254-(20) 3214000  
Email: info@oagkenya.go.ke  
Website: www.oagkenya.go.ke



**HEADQUARTERS**  
Anniversary Towers  
Monrovia Street  
P.O Box 30084-00100  
NAIROBI

## **REPORT OF THE AUDITOR-GENERAL ON MAKUENI BOYS' HIGH SCHOOL FOR THE YEAR ENDED 30 JUNE, 2024 - MAKUENI COUNTY**

---

### PREAMBLE

I draw your attention to the contents of my report which is in three parts:

- A. Report on Financial Statements that considers whether the financial statements are fairly presented in accordance with the applicable financial reporting framework, accounting standards and the relevant laws and regulations that have a direct effect on the financial statements;
- B. Report on Lawfulness and Effectiveness in the Use of Public Resources which considers compliance with applicable laws, regulations, policies, gazette notices, circulars, guidelines and manuals and whether public resources are applied in a prudent, efficient, economic, transparent and accountable manner to ensure the Government achieves value for money and that such funds are applied for the intended purpose; and,
- C. Report on Effectiveness of Internal Controls, Risk Management and Governance which considers how the entity has instituted checks and balances to guide internal operations. This responds to the effectiveness of the governance structure, risk Management environment and internal controls, developed and implemented by those charged with governance for orderly, efficient and effective operations of the entity.

A Qualified Opinion is issued when the Auditor-General concludes that, except for material misstatements noted, the financial statements are fairly presented in accordance with the applicable financial reporting framework. The Report on Financial Statements should be read together with the Report on Lawfulness and Effectiveness in the Use of Public Resources, and the Report on Effectiveness of Internal Controls, Risk Management and Governance.

The three parts of the report are aimed at addressing the statutory roles and responsibilities of the Auditor-General as provided by Article 229 of the Constitution, the Public Finance Management Act, 2012, and the Public Audit Act, 2015. The three parts of the report when read together constitute the report of the Auditor-General.

## REPORT ON THE FINANCIAL STATEMENTS

### **Qualified Opinion**

I have audited the accompanying financial statements Makueni Boys' High School set out on pages 1 to 27 which comprise of the statement of assets and liabilities at 30 June, 2024 and the statement of receipts and payments, statement of cash flows and statement of budgeted versus actual amounts for the year then ended and a summary of significant accounting policies and other explanatory information in accordance with the provisions of Article 229 of the Constitution of Kenya and Section 35 of the Public Audit Act, 2015. I have obtained all the information and explanations which to the best of my knowledge and belief, were necessary for the purpose of the audit.

In my opinion, except for the effect of the matters described in the Basis for Qualified Opinion section of my report, the financial statements present fairly, in all material respects, the financial position of the Makueni Boys' High School as at 30 June, 2024 and of its financial performance and its cash flows for the year then ended, in accordance with International Public Sector Accounting Standards (Cash Basis) and comply with the Public Finance Management Act, 2012 and the Basic Education Act, 2013.

### **Basis for Qualified Opinion**

#### **1. Long Outstanding Student Accounts Receivables**

The statement of assets and liabilities reflects accounts receivables balance of Kshs.60,601,515 in respect of fees arrears as disclosed in Note 13 to the financial statements. Included in this balance are receivables amounting to Kshs.29,941,372 which have been outstanding for more than three (3) years. However, there was no policy on the impairment of long outstanding fees arrears casting doubt on the fair statement of the accounts receivables balance.

In the circumstances, the accuracy and full recoverability of the outstanding receivables balance of Kshs.29,941,372 could not be confirmed.

#### **2. Overdrawn Account and Netting off of Bank Balance**

The statement of assets and liabilities reflects cash and cash equivalents overdrawn net balance of Ksh.835,113 as disclosed in Note 10 to the financial statements. However, included in the balance are School Fund/Boarding bank account with an overdraft balance of Kshs.3,762,355 which was offset against bank balances of Kshs.2,927,242. This was contrary to the provisions of International Public Sector Accounting Standards (IPSAS) (Cash Basis) paragraph 1.3.20 which requires reporting of cash receipts, payments and balances on a gross basis except in the circumstances identified by paragraph 1.3.13 of the standard. This case does not qualify under the circumstances listed in paragraph 1.3.13

In the circumstances, the accuracy and completeness of the cash and cash equivalents overdrawn balance of Kshs.742,219 could not be confirmed.

The audit was conducted in accordance with International Standards of Supreme Audit Institutions (ISSAIs). I am independent of Makueni Boys' High School Management in accordance with ISSAI 130 on the Code of Ethics. I have fulfilled other ethical responsibilities in accordance with the ISSAI and in accordance with other ethical requirements applicable to performing audits of financial statements in Kenya. I believe that the audit evidence I have obtained is sufficient and appropriate to provide a basis for my qualified opinion.

### **Key Audit Matters**

Key audit matters are those matters that, in my professional judgement, are of most significance in the audit of the financial statements. Except for the matters described in the Basis for Qualified opinion section, I have determined that there are no other key audit matters to communicate in my report.

### **Other Matter**

### **Unresolved Prior Year Issues**

In the audit report of the previous year, several issues were raised under the Report on Financial Statements, Report on Lawfulness and Effectiveness in use of Public Resources, and Report on Effectiveness of Internal Controls, Risk Management and Governance. However, Management had not resolved the issues as at 30 June, 2024.

### **Other Information**

Management is responsible for other information set out on page iii to xiv which comprise of key School information and Management, the Summary Report of Performance of the School and Statement of School Management Responsibility. The Other Information does not include the financial statements and my audit report thereon.

In connection with my audit on the School's financial statements, my responsibility is to read the other information and in doing so, consider whether the other information is materially inconsistent with the financial statements or my knowledge obtained in the audit or otherwise appears to be materially misstated. If based on the work I have performed, I conclude that there is a material misstatement of this Other Information, I am required to report that fact. I have nothing to report in this regard.

# REPORT ON LAWFULNESS AND EFFECTIVENESS IN THE USE OF PUBLIC RESOURCES

## **Conclusion**

As required by Article 229(6) of the Constitution, based on the audit procedures performed, except for the effect of the matters described in the Basis for Conclusion on Lawfulness and Effectiveness in the Use of Public Resources section of my report, I confirm that nothing else has come to my attention to cause me to believe that public resources have not been applied lawfully and in an effective way.

## **Basis for Conclusion**

### **1. Lack of a Separate Bank Account for Miscellaneous Income**

The statement of receipts and payments reflects School fund income and miscellaneous income amount of Kshs.121,954,631 and Kshs.7,491,315 respectively as disclosed in Note 4 and Note 5 to the financial statements respectively. However, it was noted that the own generated income under miscellaneous income was deposited in the School fund account contravening the Ministry of Education Circular Ref. No: MOE.HQS/3/13/3 dated 16 June, 2021 on guidelines on implementation of Free Day Secondary Education (FDSE) which requires Schools with income generating activities to open separate bank accounts for the same.

In the circumstances, Management was in breach of the law.

### **2. Irregular Transfer of Funds to Kenya Secondary Schools Heads Association**

During the year under review, the School transferred co-curricular funds totalling Kshs.500,300 to the Kenya Secondary School Heads Association (KESSHA), a private entity that is not subject to the Public Finance Management Act, 2012 without authority or law governing such payments. The funds were made from the Government operation capitation grants account to KESSHA without any supporting legal framework as the entity is a welfare organization that draws its membership from School Principals.

In the circumstances, the propriety and regularity of the expenditure totalling Kshs.500,300 could not be confirmed.

### **3. Under Funding of Capitation Grants**

The statement of receipts and payments reflects capitation grants for tuition and capitation grants for operations amount of Kshs.4,609,155 and Kshs.15,043,388 respectively as disclosed in Notes 1 and Note 2 to the financial statements respectively. During the financial year, National Education Management Information System (NEMIS) reported a total number of one thousand, seven hundred sixty-seven (1767) students while the

enrolment records provided by the School indicated a total number of two thousand, one hundred seventeen (2117) students, resulting to an unexplained variance of three hundred and fifty (350) students. As a result of the variances, the School was under funded by an amount of Kshs.2,936,566.

In the circumstances, under-funding of the School may have affected service delivery to the public.

#### **4. Long Outstanding Accounts Payables**

The statement of assets and liabilities reflects payables balance of Kshs.65,557,417 as disclosed in Note 14 to the financial statements. Included in this are trade creditors which had been outstanding for more than one (1) year amounting to Kshs.29,055,686. It was not clear why payment for these pending bills was not treated as first charge during the financial year 2023/2024 as required by law. Furthermore, no explanation or proper schedule was provided to show steps taken to settle or validate long-standing obligations.

In the circumstances, Management was in breach of the law and there is risk of loss of public funds through litigations, interests and penalties.

#### **5. Late Transfer of Infrastructure Funds from Operations Bank Account**

The statement of receipts and payments reflects operations grants amount of Kshs.15,043,388 as disclosed in Note 2 to the financial statements from the Ministry of Education credited in the operations bank account. Included in the grants is an amount of Kshs.7,273,400 in respect of maintenance and improvement which were to be transferred entirely to infrastructure bank account for maintenance and improvement of the School's facilities. However, review of time taken to transfer infrastructure funds from the School operations bank account to the infrastructure bank account revealed instances of delay contrary to Ministry of Education Circular Ref. No: MOE.HQS/3/13/3 dated 16 June, 2021 which requires that infrastructure grants as well as maintenance and improvement funds be transferred to the School infrastructure account within fifteen (15) days upon receipt of the funds.

In the circumstances, Management was in breach of the law.

#### **6. Late Submission of Financial Statements for Audit**

During the year under review, Management submitted the financial statements to the Auditor-General on 7 April, 2025 more than six (6) months after the statutory deadline of 30 September, 2024. This is contrary to Section 47(1) of the Public Audit Act, 2015 which requires that financial statements be submitted to the Auditor-General within three months after the end of the fiscal year to which the accounts relate.

In the circumstances, Management was in breach of the law.

## **7. Un-Authorised Expenditure**

The statement of budgeted versus actual amounts reflects final receipts budget and actual on a comparable basis of Kshs.133,546,600 and Kshs.158,115,889 respectively, resulting to an over-funding of Kshs.24,569,289 or 18% of the budget. However, the School spent a balance of Kshs.166,738,538 against actual receipts of Kshs.158,115,889 resulting to an excess utilization of Kshs.8,622,649 or 6% of actual receipts. It is not clear how the over-utilization was funded contrary to Regulation 31(2)(d) of the Public Finance Management (National Government) Regulations, 2015 which stipulates that the Accounting officer is responsible, in ensuring that the requisite authority has been obtained, where necessary, before provision is made in the estimates. No justifiable reason was provided for lack of approval of the over-expenditure.

In the circumstances, Management was in breach of the law

The audit was conducted in accordance with ISSAI 3000 and ISSAI 4000. The Standards require that I comply with ethical requirements and plan and perform the audit to obtain assurance about whether the activities, financial transactions and information reflected in the financial statements comply in all material respects, with the authorities that govern them. I believe that the audit evidence I have obtained is sufficient and appropriate to provide a basis for my conclusion.

### **REPORT ON EFFECTIVENESS OF INTERNAL CONTROLS, RISK MANAGEMENT AND GOVERNANCE**

#### **Conclusion**

As required by Section 7(1)(a) of the Public Audit Act, 2015, based on the audit procedures performed, except for the effects of the matter described in the Basis for Conclusion on Effectiveness of Internal Controls, Risk Management and Governance section of my report, I confirm that nothing else has come to my attention to cause me to believe that internal controls, risk management and governance were not effective.

#### **Basis for Conclusion**

##### **Lack of Land Ownership Documents**

Annex 2 to the financial statements reflects a summary of fixed assets register with a historical cost of Kshs.548,890,405 which includes land on which the School is built measuring approximately forty-six (46) acres with a value indicated as Kshs.230,000,000. However, the audit revealed that the School did not have the land ownership and valuation documents.

In the circumstances, the validity, completeness and ownership of the fixed assets balance of Kshs.548,890,405 could not be confirmed.

The audit was conducted in accordance with ISSAI 2315 and ISSAI 2330. The Standards require that I plan and perform the audit to obtain assurance about whether effective processes and systems of internal controls, risk management and overall governance were operating effectively in all material respects. I believe that the audit evidence I have obtained is sufficient and appropriate to provide a basis for my conclusion.

### **Responsibilities of Management and those Charged with Governance**

Management is responsible for the preparation and fair presentation of these financial statements in accordance with International Public Sector Accounting Standards (Cash Basis) and for maintaining effective internal controls as Management determines is necessary to enable the preparation of financial statements that are free from material misstatement, whether due to fraud or error and for its assessment of the effectiveness of internal controls, risk management and governance.

In preparing the financial statements, Management is responsible for assessing the School's ability to continue as a going concern, disclosing, as applicable, matters related to going concern and using the going concern basis of accounting unless Management is aware of the intention to cease operations.

Management is also responsible for the submission of the financial statements to the Auditor-General in accordance with the provisions of Section 47 of the Public Audit Act, 2015.

In addition to the responsibility for the preparation and presentation of the financial statements described above, Management is also responsible for ensuring that the activities, financial transactions and information reflected in the financial statements comply with the authorities which govern them and that public resources are applied in an effective way.

Those charged with governance are responsible for overseeing the School's financial reporting process, reviewing the effectiveness of how Management monitors compliance with relevant legislative and regulatory requirements, ensuring that effective processes and systems are in place to address key roles and responsibilities in relation to governance and risk management and ensuring the adequacy and effectiveness of the control environment.

### **Auditor-General's Responsibilities for the Audit**

My responsibility is to conduct an audit of the financial statements in accordance with Article 229(4) of the Constitution, Section 35 of the Public Audit Act, 2015 and the International Standards of Supreme Audit Institutions (ISSAIs). The standards require that, in conducting the audit, I obtain reasonable assurance about whether the financial statements as a whole are free from material misstatements, whether due to fraud or error and to issue an auditor's report that includes my opinion in accordance with Section 48 of

the Public Audit Act, 2015. Reasonable assurance is a high level of assurance but is not a guarantee that an audit conducted in accordance with ISSAIs will always detect a material misstatement when it exists. Misstatements can arise from fraud or error and are considered material if, individually or in the aggregate, they could reasonably be expected to influence the economic decisions of users taken on the basis of these financial statements.

In conducting the audit, Article 229(6) of the Constitution also requires that I express a conclusion on whether or not in all material respects, the activities, financial transactions and information reflected in the financial statements are in compliance with the authorities that govern them and that public resources are applied in an effective way. In addition, I consider the entity's control environment in order to give an assurance on the effectiveness of internal controls, risk management and governance processes and systems in accordance with the provisions of Section 7(1)(a) of the Public Audit Act, 2015.

Further, I am required to submit the audit report in accordance with Article 229(7) of the Constitution.

Detailed description of my responsibilities for the audit is located at the Office of the Auditor-General's website at: <https://www.oagkenya.go.ke/auditor-generals-responsibilities-for-audit/>. This description forms part of my auditor's report.

  
FCPA Nancy Gathungu, CBS  
**AUDITOR-GENERAL**

**Nairobi**

**08 May, 2025**

6. Statement of Receipts and Payments for the Year Ended 30<sup>th</sup> June 2024

Description Of Vote Head	Note	2023/2024	2022/2023
		Kshs	Kshs
<b>Receipts</b>			
Government grants for tuition	1	4,609,155	4,387,996
Government grants for operations	2	15,043,388	12,989,495
Government Grants for infrastructure	3	9,017,400	6,514,000
School fund income- parents' contributions/fees	4	121,954,631	147,691,175
Miscellaneous incomes	5	7,491,315	7,001,550
<b>Total Receipts</b>		<b>158,115,889</b>	<b>178,584,216</b>
<b>Payments</b>			
Tuition	6	4,334,672	7,691,357
Operations	7	10,644,811	17,912,688
Infrastructure	8	4,482,831	3,493,633
Boarding and school fund	9	147,276,224	172,228,402
<b>Total Payments</b>		<b>166,738,538</b>	<b>201,326,080</b>
<b>Surplus/Deficit</b>		<b>(8,622,649)</b>	<b>(22,741,864)</b>

The school financial statements were approved on \_\_\_\_\_ 2024 and signed by:



Name: Alex M. Sila

Chair BOM

Date: 17/4/25



Name: Francis M. Mutua  
School Principal/ Secretary to  
BOM

Date: 17/4/2025



Name: Clement K. Ndonge

Bursar/ Finance Officer


Date: 17/4/2025

MAKUENI BOYS' HIGH SCHOOL  
P.O BOX 20-90300,  
MAKUENI  
TEL: 020-2623820

7. Statement of Assets and Liabilities as At 30<sup>th</sup> June 2024

Description	Note	2023/2024	2022/2023
		Kshs	Kshs
<b>Financial Assets</b>			
<b>Cash and cash equivalents</b>			
Bank balances	10	(835,113)	7,858,451
Cash balances	11	92,894	21,979
Short term investments	12	-	-
<b>Total cash and cash equivalent</b>		<b>(742,219)</b>	<b>7,880,430</b>
Account's receivables	13	60,601,515	54,925,324
<b>Total financial assets (a)</b>		<b>59,859,296</b>	<b>62,805,754</b>
<b>Financial liabilities</b>			
Accounts payables	14	65,557,417	59,881,227
<b>Total Financial Liabilities (b)</b>			<b>59,881,227</b>
<b>Net financial assets (a-b)</b>		<b>(5,698,121)</b>	<b>2,924,528</b>
<b>Represented by</b>			
Accumulated fund b/fwd	15	2,924,528	25,666,392
<b>Surplus/deficit for the year</b>		<b>(8,622,649)</b>	<b>(22,741,864)</b>
<b>Net Assets</b>		<b>(5,698,121)</b>	<b>2,924,528</b>

The school's financial statements were approved on \_\_\_\_\_ 2024 and signed by:




Name: Alex M. Sila

Chair BOM

Date:

17/4/25



Name: Francis M. Mutua  
School Principal/ Secretary to  
BOM

Date:

17/4/2025



Name: Clement K. Ndonye

Bursar/ Finance Officer

Date:

17/4/2025

MAKUENI BOYS' HIGH SCHOOL  
P.O BOX 20-90300,  
MAKUENI  
TEL: 020-2623820


8. Statement of Cash Flows for the Year Ended 30<sup>th</sup> June 2024

Description	Note	2023/2024	2022/2023
		Kshs	Kshs
<b>Cash from Operating Activities</b>			
<b>Receipts</b>			
Government grants for tuition	1	4,609,155	4,387,996
Government grants for operations	2	15,043,388	12,989,495
Government grants for infrastructure	3	9,017,400	6,514,000
School fund income- parents contributions/ fees	4	121,954,631	147,691,175
Other income	5	7,491,315	7,001,550
Add increase in receivables		-	(6,759,614)
<b>Total receipts</b>		<b>158,115,889</b>	<b>171,824,602</b>
<b>Payments</b>			
Cash outflows for tuition	6	4,334,672	7,691,357
Cash outflows for operations	7	10,644,811	17,912,688
Cash outflows for infrastructure	8	4,482,831	3,493,633
Cash outflows Boarding/lunch and school fund payments	9	147,276,224	172,228,402
Add increase in payables		-	(32,846,183)
<b>Total payments</b>		<b>166,738,538</b>	<b>168,479,897</b>
<b>Net cash inflow/outflow from operating activities</b>		<b>(8,622,649)</b>	<b>3,344,705</b>
<b>Cash flow from investing activities</b>			
Acquisition of assets			-
Proceeds from sale of Assets			-
Proceeds from investments			-
Purchase of investments			-
<b>Net cash inflow/outflows from investing activities</b>			<b>-</b>
<b>Cash flow from Financing activities</b>			
Proceeds from borrowings/ loans			-
Repayment of principal borrowings			-
<b>Net cash inflow/outflow from financing activities</b>			<b>-</b>
<b>Net increase/decrease in cash and cash equivalents</b>		<b>(8,622,649)</b>	<b>3,344,705</b>
Cash and cash equivalent at beginning of the FY 2023/2024		7,880,430	4,535,725
<b>Cash and cash equivalent at end of the FY 2023/2024</b>		<b>(742,219)</b>	<b>7,880,430</b>

Note: Cash and Cash Equivalent is the summation of Note 10, 11 and 12.

*(The above presentation of the cash flow statement uses the direct method of cash flow presentation which is encouraged under IPSAS. Schools therefore adopt the direct method of cash flow as recommended by PSASB).*

The school's financial statements were approved on \_\_\_\_\_ 2024 and signed by:



Name: Alex M. Sila

Chair BOM

Date: 17/4/25



Name: Francis M. Mutua  
School Principal/ Secretary to  
BOM

Date: 17/4/2025



Name: Clement K. Ndonye

Bursar/ Finance Officer

Date: 17/4/2025

MAKUENI BOYS' HIGH SCHOOL  
P.O BOX 20-90300,  
MAKUENI  
TEL: 020-2623820

9. Statement Of Budgeted Versus Actual Amounts for The Year Ended 30<sup>th</sup> June 2024

Receipt/Expenses Item	Original Budget	Adjustments	Final Budget	Actual On Comparable Basis	% Of Utilization
	A	B	c=a+b	d	e=d/c %
	Kshs	Kshs	Kshs	Kshs	Kshs
Receipts					
<i>(1) Capitation Grant on Tuition</i>					
Reference Materials	-	-	-	-	-
Exercise Books	-	-	-	-	-
Laboratory Equipment	-	-	-	-	-
Internal Exams	-	-	-	-	-
Teaching / Learning Materials	7,252,000	-	7,252,000	4,609,155	64%
Exams and Assessment	-	-	-	-	-
<b>Subtotal</b>	<b>7,252,000</b>	<b>-</b>	<b>7,252,000</b>	<b>4,609,155</b>	<b>64%</b>
<i>(2) Capitation Grant on Operations</i>					
Personnel Emoluments	8,370,350	-	8,370,350	5,556,623	66%
Repairs and Maintenance	-	-	-	-	-
Local Transport / Travelling	2,665,250	-	2,665,250	1,809,756	68%
Electricity and Water	3,129,000	-	3,129,000	3,139,828	100%
Medical	3,500,000	-	3,500,000	1,483,500	42%
Administration Costs	2,285,500	-	2,285,500	1,570,303	69%
Activity	2,625,000	-	2,625,000	1,483,379	57%
Gratuity	-	-	-	-	-
SMASSE	350,000	-	350,000	-	0%

Receipt/Expenses Item	Original Budget	Adjustments	Final Budget	Actual On Comparable Basis	% Of Utilization
	A	B	c=a+b	d	e=d/c %
	Kshs	Kshs	Kshs	Kshs	Kshs
<b>Sub total</b>	<b>22,925,100</b>	<b>-</b>	<b>22,925,100</b>	<b>15,043,389</b>	<b>66%</b>
<b>3) FDSE for infrastructure</b>					
Maintenance &Improvement MOE	8,750,000	-	8,750,000	9,017,400	103%
M&I parents' contribution	-	-	-	-	-
Economic Stimulus Programs	-	-	-	-	-
Transition Infrastructure Grants	-	-	-	-	-
Administration Block	-	-	-	-	-
<b>Subtotal</b>	<b>8,750,000</b>		<b>8,750,000</b>	<b>9,017,400</b>	<b>103%</b>
<b>(4) Fees Charged on Parents</b>					
Personnel Emoluments	12,227,250	-	12,227,250	13,816,067	113%
Repairs and Maintenance	3,500,000	-	3,500,000	3,993,013	114%
Local Transport / Travelling	3,319,750	-	3,319,750	3,623,492	109%
Electricity And Water	12,902,750	-	12,902,750	14,133,637	110%
Medical	-	-	-	218,392	0%
Administration Costs	7,199,500	-	7,199,500	7,992,470	111%
Activity	1,396,500	-	1,396,500	1,609,099	115%
SMASSE	-	-	-	-	-
Fee On Boarding Equipment and Stores	53,173,750	-	53,173,750	62,365,117	117%
PA levies	-	-	-	14,203,344	-
<b>Subtotal</b>	<b>93,719,500</b>	<b>-</b>	<b>93,719,500</b>	<b>121,954,631</b>	<b>130%</b>
<b>5) Miscellaneous Income</b>					

Receipt/Expenses Item	Original Budget	Adjustments	Final Budget	Actual On Comparable Basis	% Of Utilization
	A	B	c=a+b	d	e=d/c %
	Kshs	Kshs	Kshs	Kshs	Kshs
Loans / Borrowing	-	-	-	-	-
Rent income	500,000	-	500,000	111,950	22%
Income From Farming Activities	100,000	-	100,000	279,660	280%
Insurance Compensation	-	-	-	-	-
Income From Posho Mill	-	-	-	-	-
Income From Bus Hire	300,000	-	300,000	714,800	238%
Interest Income	-	-	-	-	-
Magazine	-	-	-	746,764	-
Fee for hire of ground and equipment	-	-	-	1,704,850	-
Fees refund	-	-	-	56,177	-
Bank charges	-	-	-	3,935	-
Losses and damages	-	-	-	436,532	-
New dorm	-	-	-	20,000	-
School uniform	-	-	-	2,917,698	-
Student ID	-	-	-	363,949	-
Tender	-	-	-	135,000	-
Income From Any Other Investment	-	-	-	-	-
<b>Subtotal</b>	<b>900,000</b>	<b>-</b>	<b>900,000</b>	<b>7,491,315</b>	<b>832%</b>
<b>Total Income</b>	<b>133,546,600</b>	<b>-</b>	<b>133,546,600</b>	<b>158,115,889</b>	<b>118%</b>
<i>(6) Expenditure For Tuition</i>					
Textbooks	-	-	-	-	-
Reference Materials	950,000	-	950,000	10,000	1052%

Receipt/Expenses Item	Original Budget	Adjustments	Final Budget	Actual On Comparable Basis	% Of Utilization
	A	B	c=a+b	d	e=d/c %
	Kshs	Kshs	Kshs	Kshs	Kshs
Exercise Books	4,500,000	-	4,500,000	600,000	13%
Laboratory Equipment	2,809,705	-	2,809,705	1,792,302	64%
Internal Exams	1,059,140	-	1,059,140	-	-
Teaching / Learning Materials	1,007,067	-	1,007,067	1,929,212	192%
Chalks	-	-	-	-	-
Computers for ICT	350,000	-	350,000	-	-
Exams and Assessment	-	-	-	-	-
Administration Costs	-	-	-	-	-
Bank Charges	-	-	-	3,158	-
<b>Subtotal</b>	<b>10,675,912</b>	<b>-</b>	<b>10,675,912</b>	<b>4,334,672</b>	<b>41%</b>
<i>(7) Expenditure For Operations</i>	-	-	-	-	-
Personnel Emoluments	8,370,350	-	8,370,350	2,975,830	36%
Repairs, Maintenance & Improvements	-	-	-	-	-
Local Transport / Travelling	2,665,250	-	2,665,250	3,228,952	121%
Electricity, Water and Conservancy	3,129,000	-	3,129,000	989,611	32%
Medical	3,500,000	-	3,500,000	381,342	11%
Administration Costs	2,285,500	-	2,285,500	2,465,826	108%
Activity Expenses	2,625,000	-	2,625,000	603,250	23%
Gratuity	-	-	-	-	-
SMASSE	350,000	-	350,000	-	-
<b>Subtotal</b>	<b>22,925,100</b>	<b>-</b>	<b>22,925,100</b>	<b>10,644,811</b>	<b>46%</b>
<i>(8) Expenditure For infrastructure</i>					

Receipt/Expenses Item	Original Budget	Adjustments	Final Budget	Actual On Comparable Basis	% Of Utilization
	A	B	c=a+b	d	e=d/c %
	Kshs	Kshs	Kshs	Kshs	Kshs
Construction of classrooms/computer lab/library	3,807,168	-	3,807,168	1,206,199	32%
Construction of LAB	-	-	-	-	-
Construction of Dorm	-	-	-	-	-
Purchase of furniture	-	-	-	-	-
Purchase of equipment- Generator	3,276,632	-	3,276,632	3,276,632	100%
<b>Subtotal</b>	<b>7,083,800</b>		<b>7,083,800</b>	<b>4,482,831</b>	<b>63%</b>
<i>(9) Expenditure For school fund/lunch/boarding</i>					
Personnel Emoluments	11,146,134	-	11,146,134	18,329,653	164%
Repairs, Maintenance and Improvements	9,279,950	-	9,279,950	11,020,890	119%
Local Transport / Travelling	10,819,250	-	10,819,250	19,657,184	182%
Electricity, Water and Conservancy	4,820,771	-	4,820,771	5,845,891	121%
Medical Expenses	-	-	-	1,733,434	-
Administration Costs	5,687,170	-	5,687,170	12,697,837	223%
Activity	2,911,250	-	2,911,250	6,460,719	222%
Gratuity	-	-	-	-	-
Lunch Programme	-	-	-	-	-
Boarding Equipment and Stores	74,069,375	-	74,069,375	66,563,841	90%
Expenditure For Income Generating Activity	1,150,000	-	1,150,000	997,020	87%
Insurance Costs	-	-	-	-	-

Receipt/Expenses Item	Original Budget	Adjustments	Final Budget	Actual On Comparable Basis	% Of Utilization
	A	B	c=a+b	d	e=d/c %
	Kshs	Kshs	Kshs	Kshs	Kshs
Other Expenses on Investments	-	-	-	-	-
Rent Expenses	-	-	-	27,695	-
Magazine	-	-	-	775,000	-
Fees refund	-	-	-	725,028	-
School uniform	-	-	-	979,173	-
Student ID	-	-	-	179,760	-
Bus hire expense	-	-	-	77,939	-
Tender	-	-	-	108,080	-
School farm	-	-	-	1,097,080	-
Acquisition Of Assets	-	-	-	-	-
<b>Subtotal</b>	<b>119,883,900</b>	<b>-</b>	<b>119,883,900</b>	<b>147,276,224</b>	<b>123%</b>
<b>Totals</b>	<b>160,568,712</b>	<b>-</b>	<b>160,568,712</b>	<b>166,738,538</b>	<b>104%</b>

- i. Under utilization of funds is as a result of delay of receipt of actual funds to the respective vote head
- ii. Overutilization is as a result of factors like inflation or change of scope which was not anticipated.

## 10. Significant Accounting Policies

The principal accounting policies adopted in the preparation of these financial statements are set out below:

### 1. Statement of compliance and basis of preparation

The financial statements have been prepared in accordance with and comply with International Public Sector Accounting Standards (IPSAS) with particular emphasis on Cash Basis Financial Reporting under the Cash Basis of Accounting and applicable government legislations and regulations. The financial statements comply with and conform to the form of presentation prescribed by the Public Sector Accounting Standards Board of Kenya.

This cash basis of accounting has been supplemented with accounting for; a) receivables that include school fees from parents imprest, salary advances and other receivables and b) payables that include deposits and retentions and payables from operations.

The financial statements are presented in Kenya Shillings, which is the functional and reporting currency of the school, and all values are rounded to the nearest Kenya Shilling (Kshs). The accounting policies adopted have been consistently applied to all the years presented.

### 2. Recognition of receipts and payments

The school recognises all receipts from various sources when the event occurs, and the related cash has been received by the school. In addition, the school recognises all expenses when the event occurs, and the related cash has been paid out by the school. Income arising from school fees is recognised when the event occurs whether cash is received or not. Expenditure arising from operations is recognised when the event occurs irrespective of receipt of cash.

### 3. In-kind contributions

In-kind contributions are donations that are made to the school in the form of actual goods and/or services rather than in money or cash terms. These donations may include vehicles, equipment, or personnel services. Where the financial value received for in-kind contributions can be reliably determined, the school includes such value in the statement of receipts and payments both as a receipt and as a payment in equal and opposite amounts; otherwise, the contribution is not recorded.

### 4. Cash and cash equivalents

Cash and cash equivalents comprise cash on hand and cash at bank, short-term deposits on call, and highly liquid investments with an original maturity of three months or less, which are readily convertible to known amounts of cash and are subject to an insignificant risk of changes in value. Bank account balances include amounts held at various financial institutions at the end of the financial year.

**5. Accounts Receivable**

For the purposes of these financial statements, imprests and advances to authorised public officers and/or institutions which were not surrendered or accounted for at the end of the financial year are treated as receivables. Accounts receivables also include school fees billed to parents for services rendered but not paid. This is an enhancement to the cash accounting policy. Other accounts receivables are disclosed in the financial statements.

**6. Accounts Payable**

For the purposes of these financial statements, deposits, and retentions held on behalf of third parties have been recognized as accounts payables. This is in recognition of the government practice of retaining a portion of contracted services and works pending the fulfilment of obligations by the contractor and to hold deposits on behalf of third parties. Payables also include expenditures incurred for the purchase of goods, works and services that have been rendered and not settled. This is an enhancement to the cash accounting policy adopted for public secondary schools. Other liabilities are disclosed in the financial statements.

**7. Non-current assets**

Non-current assets are expensed at the time of acquisition while disposal proceeds are recognized as receipts at the time of disposal. However, the acquisitions and disposals are reflected in the school fixed asset register a summary of which is provided as a memorandum to these financial statements.

**8. Budget**

The budget is developed on the same accounting basis (cash basis), the same accounts classification basis, and for the same period as the financial statements. The school's budget was approved by the School Board of Management. A comparison of the actual performance against the comparable budget for the financial year under review has been included in the financial statements.

**9. Comparative figures**

Where necessary comparative figures for the previous financial year have been amended or reconfigured to conform to the required changes in presentation.

**10. Subsequent events**

There have been no events subsequent to the financial year end with a significant impact on the financial statements for the year ended 30<sup>th</sup> June 2024.

## 11. Notes to the Financial Statements

## 1 Government Grants for Tuition

Description	2023/2024	2022/2023
	Kshs	Kshs
Reference Materials	-	-
Exercise Books	-	-
Laboratory Equipment	-	-
Internal Exams	-	-
Teaching / Learning Materials	4,609,155	4,387,996
<b>Total</b>	<b>4,609,155</b>	<b>4,387,996</b>

*\*Include others as per MOE circulars*

## 2 Government Grants for Operations

Description	2023/2024	2022/2023
	Kshs	Kshs
Personnel Emoluments	5,556,623	5,402,081
Repairs And Maintenance	-	-
Local Transport / Travelling	1,809,756	1,705,146
Electricity And Water	3,139,828	3,053,356
Medical	1,483,500	164,300
Administration Costs	1,570,303	1,583,112
Activity	1,483,379	925,000
Insurance	-	156,500
<b>Total</b>	<b>15,043,389</b>	<b>12,989,495</b>

*\*Include others as per MOE circulars*

## 3 Government Grants for infrastructure

Description	2023/2024	2022/2023
	Kshs	Kshs
Maintenance & Improvement	9,017,400	6,514,000
Transition infrastructure grants	-	-
Administration Block	-	-
Economic stimulus grants	-	-
Other (specify) (NGCDF and County govt.	-	-
<b>Total</b>	<b>9,017,400</b>	<b>6,514,000</b>

**4 School Fund Income -Parents Contribution/Fees**

Description	2023/2024	2022/2023
	Kshs	Kshs
Personnel emoluments	13,816,067	14,712,553
Repairs and maintenance	3,993,013	4,799,488
Local transport / travelling	3,623,492	4,028,098
Electricity and water	14,133,637	15,430,709
Medical	218,392	124,290
Administration costs	7,992,470	9,724,926
Activity	1,609,099	1,786,100
Fee on Boarding Equipment and stores	62,365,117	80,163,013
PA Levies*	14,203,344	16,921,998
Transfers from Infrastructure	-	-
Transfers from Operations	-	-
Others (specify)	-	-
<b>Total</b>	<b>121,954,631</b>	<b>147,691,175</b>

*\*Includes all levies charged by the school outside the fees structure but by mutual agreement with the parents.*

**5 Miscellaneous Incomes**

Description	2023/2024	2022/2023
	Kshs	Kshs
Rent Income	111,950	971,950
Income From Farming Activities	279,660	1,560,630
Insurance Compensation	-	-
Income From Posho Mill	-	-
Income From Bus Hire	714,800	234,600
Magazine	746,764	
Fee For Hire of Ground and Equipment	1,704,850	3,957,370
Fees refund	56,177	-
Bank charges	3,935	-
Losses and damages	436,532	-
New dormitory	20,000	-
School uniform	2,917,698	-
Student ID	363,949	-
Income From Grants and Donations*	-	-
Interest Income	-	-

Dividends Income	-	-
Loans/Borrowings*	-	-
Tender	135,000	277,000
<b>Total</b>	<b>7,491,315</b>	<b>7,001,550</b>

**6 Tuition**

Description	2023/2024	2022/2023
	Kshs	Kshs
Exercise Books	600,000	1,213,990
Textbooks	-	-
Reference materials	10,000	816,271
Laboratory Equipment	1,792,302	2,428,591
Teaching / Learning Materials	1,929,212	3,147,378
Exams And Assessment	-	77,500
Teachers Guides	-	-
Bank Charges	3,158	7,627
<b>Total</b>	<b>4,334,672</b>	<b>7,691,357</b>

**7 Operations**

Description	2023/2024	2022/2023
	Kshs	Kshs
Personnel Emoluments	2,975,830	4,277,282
Service Gratuity	-	-
Administration Cost	2,465,826	3,811,498
Repairs And Maintenance & Improvements	-	-
Local Transport / Travelling	3,228,952	3,867,480
Electricity And Water	989,611	2,557,675
Medical	381,342	892,653
Activity Expenses	603,250	2,506,100
Insurance Cost	-	-
<b>Total</b>	<b>10,644,811</b>	<b>17,912,688</b>

**8 Infrastructure**

Description	2023/2024	2022/2023
	Kshs	Kshs
Construction of classrooms	1,206,199	213,427
Construction of laboratory	-	-
Construction of dormitory	-	-
Purchase of furniture	-	-
Purchase of equipment- Generator	3,276,632	3,276,632
Purchase of apparatus	-	-
Drilling of boreholes	-	-
Bank charges	-	3,573
<b>Total</b>	<b>4,482,831</b>	<b>3,493,632</b>

**9 Boarding and School Fund**

Description	2023/2024	2022/2023
	Kshs	Kshs
Personnel Emoluments	18,329,653	15,389,888
Bus hire expense	77,939	-
Repairs And Maintenance & Improvements	11,020,890	15,589,435
Local Transport / Travelling	19,657,184	13,248,760
Electricity And Water	5,845,891	4,538,580
Medical Expenses	1,733,434	651,654
Administration Costs	12,697,837	12,136,506
Activity	6,460,719	5,190,386
Expenses On Income Generating Activities**	997,020	4,061,649
Fee On Boarding Equipment and Stores	66,563,841	80,451,676
Rent Expenses	27,695	76,000
Magazine	775,000	-
Fees refund	725,028	-
School uniform	979,173	-
Student ID	179,760	-
Tender	108,080	-
School farm	1,097,080	-
Insurance Cost ( <i>Life Property</i> )	-	-
Loan Principal Repayment	-	-
Loan Interest Repayment	-	-
Acquisition Of Assets	-	20,893,870

PA expenses	-	-
Others (specify)	-	-
<b>Total</b>	<b>147,276,224</b>	<b>172,228,404</b>

*(Expenses on income generating activities\*\* include all costs relating to the school earnings on miscellaneous receipts as recorded in note 5. These costs include farm maintenance, posho mill maintenance, ground maintenance and costs incurred during hire of school bus among others).*

**10 Bank Accounts**

Account Name & Currency	Status	Bank Account Number	2023/2024	2022/2023
	Active/Dormant		Kshs	Kshs
Tuition Account	Active	1105287661	315,853	41,370
Operations Account	Active	1105240746	20,833	1,309,727
School Fund Account/Boarding	Active	1105240959	(3,762,355)	58,685
CDF Account	Active	1285192540	-	3,393
Touch a life Account	Active	1270940708	66,728	2,666
Caution money account	Dormant	1104278472	-	2,630
Bus replacement account	Dormant	1100539480101	-	2,667
Gratuity Account	Dormant	1100539480100	-	176
Reserve Account	Active	0670292910473	74,669	22,546
Infrastructural Account	Active	1232296503	2,449,159	6,414,590
<b>Total</b>			<b>(835,113)</b>	<b>7,858,451</b>

**11 Cash In Hand**

Description	2023/2024	2022/2023
	Kshs	Kshs
Notes and Coins	92,894	21,979
<b>Total</b>	<b>92,894</b>	<b>21,979</b>

**12 Short Term Investments**

Description	2023/2024	2022/2023
	Kshs	Kshs
Cooperative Shares		
Treasury Bills		
Fixed Deposit accounts		
Other Investments		
<b>Total</b>		

**13 Accounts Receivable**

Description	2023/2024	2022/2023
	Kshs	Kshs
Fees Arrears	55,251,195	49,444,755
<b>Other Non-Fees Receivables</b>		
Salary Advances (list/schedule attached)	5,550	4,750
Imprest (list/schedule attached)	3,444,938	3,520,263
Rent arrears(list/schedule attached)	729,050	774,650
School farm	430,430	430,430
Tuition Account	110,700	110,700
RD cheque	409,957	476,262
Touch a life Account	-	8,614
YCS club	21,865	-
Pocket money	197,830	154,900
<b>Total</b>	<b>60,601,515</b>	<b>54,925,324</b>

**13 b) Ageing Analysis of Accounts Receivable**

Description	2023/2024		2022/2023	
	Kshs		Kshs	
	Current FY	% of the total	Comparative FY	% of the total
Less than 1 year	15,382,979	25%	16,549,513	30%
Between 1- 2 years	7,438,685	12%	7,838,479	14%
Between 2-3 years	7,838,479	13%	8,247,905	15%
Over 3 years	29,941,372	50%	22,289,427	41%
<b>Total (should tie to note 13 a)</b>	<b>60,601,515</b>	<b>100%</b>	<b>54,925,324</b>	<b>100%</b>

**14 Accounts Payable**

Description	2023/2024	2022/2023
	Kshs	Kshs
Trade Creditors (See Ageing Below and Appendix 1)	61,121,947	57,629,991
Prepaid Fees	2,056,908	-
Touch a life account	106,816	-
SCAD Club	2,500	2,500
Scouts Club	3,300	3,300
Muslim Club	8,450	6,650
Bus replacement	2,187,646	2,187,646

**Annual Report and Financial Statements for the year ended 30<sup>th</sup> June 2024**

---

Environment Club	4,700	2,200
C.U Club	51,150	31,890
YCS Club	-	17,050
Unawarded Bursary	14,000	-
<b>Total</b>	<b>65,557,417</b>	<b>59,881,227</b>

**14a. Ageing Analysis of Accounts Payable**

Description	2023/2024		2022/2023	
	Kshs		Kshs	
	Current FY	% of the total	Comparative FY	% of the total
Less than 1 year	36,501,731	56%	56,960,694	95%
Between 1- 2 years	29,055,686	44%	730,387	1%
Between 2-3 years	-	-	2,190,146	4%
Over 3 years	-	-	-	0%
<b>Total (should tie to note 14)</b>	<b>65,557,417</b>	<b>100%</b>	<b>59,881,227</b>	<b>100%</b>

**15 Fund Balance Brought Forward**

Description	2023/2024	2022/2023
	Kshs	Kshs
Bank Balances	(835,113)	7,858,451
Cash Balances	92,894	21,979
Short Term Investments	-	-
Receivables	60,601,515	54,925,324
Payables	(65,551,417)	(59,881,226)
<b>Total</b>	<b>(5,698,121)</b>	<b>2,924,528</b>

**Other important disclosure notes**

IPSAS Cash Standard encourages an entity to disclose accrual-related information in relation to an entity's assets and liabilities. The notes outlined below are disclosure notes in relation to the school's non-financial assets and liabilities.

**16 Non-current Liabilities Summary**

Description	2023/2024	2022/2023
	Kshs	Kshs
Bank Loans	-	-
Outstanding Leases	-	-
Hire Purchase	-	-
Gratuity And Leave Provision	-	-
Others (specify)	-	-
<b>Total</b>	-	-

**17 Biological assets**

Description	Numbers	2023/2024	2022/2023
		Kshs	Kshs
Cattle		-	-
Goats		-	-
Trees		-	-
Coffee Or Tea Plantation		-	-
Poultry		-	-
Others (specify)		-	-
<b>Total</b>		-	-

**18 Borrowings**

Description	Kshs	Kshs
Borrowings at beginning of the year	-	-
Borrowings during the year	-	-
Repayments during the year	-	-
<b>Balance at the end of the year</b>	-	-

## Other important disclosure notes

## 19 Stock/ Inventory

Description	2023/2024	2022/2023
	Kshs	Kshs
Food stuffs	1,527,200	2,191,743
Lab consumables	598,445	
Stationery	365,878	1,011,284
Electrical materials	10,750	59,600
Games equipments	229,690	408,850
Farm produce	-	-
Medication	30,530	-
Construction Materials	56,400	-
Others (specify)	-	-
	<b>2,818,893</b>	<b>3,671,477</b>

*(Stock has been measured at lower of cost and net realisable value. Net realisable value is the difference between selling costs less costs to sell)*


**20 Progress On Follow Up of Auditor Recommendations**

The following is the summary of issues raised by the external auditor, and management comments that were provided to the auditor.

Ref No.	Issue / Observations from Auditor	Management comments	Status: (Resolved / Not Resolved)	Timeframe: (Put a date when you expect the issue to be resolved)
1	<p><b>Long outstanding accounts receivables</b>                      The statements of assets and liabilities reflects accounts receivables balance of Kshs 54,92,5324 which includes Kshs 494,444,755 in respect to fees arrears as disclosed in Note 13 to the financial statements. However, included in the balances is Kshs.8,247,905 that had been outstanding for between two to three years. However, there was no policy on the impairment of long outstanding fees arrears casting doubt on the fair statement of the accounts receivables balance.</p>	<p>School debtors were previously secured by withholding KCSE certificates from affected school fees defaulters . KNEC act 2012 outlawed retention of certificates thus making recovery very difficulty. For current debtors the school has put in measures such as fees reminders through SMS and demand letters/notices to parents/guardians intended to enhance recovery of fees arrears. Recommendation will be made to BOM for write off of unsecured fees arrears for those who had already collected their certificates.</p>	Not resolved	2024/2025
2	<p><b>Unsupported payables</b>                      The statement of financial assets and financial liabilities reflects payables balance of Kshs. 54,925,324 as disclosed in Note 14 to the financial</p>	<p>Analysis of Accounts payables providing details of the payables, date of contracting and amount paid has been filled to corresponding annex of financial assets and liabilities</p>	Resolved	2023/2024 .

Ref No.	Issue / Observations from Auditor	Management comments	Status: (Resolved / Not Resolved)	Timeframe: (Put a date when you expect the issue to be resolved)
	statements. However, annex 1 analysis of accounts payables does not provide details of the payables, date of contracting and the amount paid to date.			
3	Budgetary control and performance	This resulted owing to variations of prices of commodities in the process of executing the budget. The issue is well noted and going forward any variation of budget will be done through the necessary approvals.	Not resolved	2024/2025
4	Late submission of financial statements to the Auditor - General	Management will comply with submitting financial statement within the stipulated period	Not resolved	2024/2025
5	Long outstanding accounts payables	Outstanding payables will be cleared upon receipt of Government capitation and fees from parents. Priority to be given to those outstanding for more than 2 years	Not resolved	2024/2025
6	Accuracy of student enrolment Data	This was due to lack of birth certificates from some students, over age of some and transfer issues	Not resolved	2024/2025
7	Management of textbooks	The issue to be addressed going forward. BOM to write to those who had cleared without replacing the lost books requiring	Resolved	2023/2024

Ref No.	Issue / Observations from Auditor	Management comments	Status: (Resolved / Not Resolved)	Timeframe: (Put a date when you expect the issue to be resolved)
		them to replace them. Proper records to be kept going forward		
8	Incomplete fixed Asset register	Issue has been addressed.	Resolved	2023/2024
9	Dormant bank Accounts	Accounts had been opened for a specific purposes. The accounts have been closed through a resolution of the BOM	Resolved	2023/2024

  
 Sign and Date  
 Principal

17/4/2025  
 MAKUENI BOYS' HIGH SCHOOL  
 P.O BOX 20-90300,  
 MAKUENI  
 TEL: 020-2623820

12. Annexes

Annex I - Analysis of Pending Accounts Payable

Supplier Of Goods or Services	Original Amount	Date Contracted	Amount Paid To-Date	Outstanding Balance Current 2023/2024	Outstanding Balance Comparative 2022/2023	Comments
	A	b	C	d=a-c		
	Kshs	Kshs	Kshs	Kshs	Kshs	
<b>Construction Of Buildings</b>						
1. MARIDADI GLASS AND HARDWARE	9,394,510	4-7-2022	0	9,394,510	9,394,510	
2. BEN ENGINEERING AND CONSULTANCY	1,505,966	20-9-2022	0	1,505,966	1,505,966	
<b>Sub-Total</b>	<b>10,900,476</b>		<b>0</b>	<b>10,900,476</b>	<b>10,900,476</b>	
<b>Supply Of Goods</b>						
3. ANYX ENTERPRISES	1,770,305	4-7-2023	1,662,597	107,708	0	
4. ASPET SCHOOL SUPPLIES	1,914,526	3-7-2023	1,256,350	658,176	589,424	
5. BENSON MULWA	118,400	3-7-2023	0	118,400	0	
6. MARIDADI GLASS AND HARDWARE	13,657,489	3-7-2023	6,228,625	7,428,864	9,097,007	
7. BOOK FLYER PUBLISHER	486,310	4-7-2023	150,000	336,310	486,310	
8. CIRCUIT GRAPHICS	40,500	4-7-2023	0	40,500	0	
9. DAJAJ GENERAL SUPPLIES	15,000	4-7-2023	0	15,000	0	
10. DANI FOOD STORE	38,669,552	3-7-2023	29,376,642	9,292,910	6,998,352	
11. DANSTAR ENTERPRISES	326,500	3-7-2023	0	326,500	326,500	
12. DAVCO STATIONARIES AND SCH SUPPLIES	196,000	3-7-2023	50,000	146,000	0	
13. DITRA ENTERPRISESS	430,520	6-7-2023	271,950	158,570	348,520	
14. EDDUMART GEN. SUPPLIES	5,573,871	6-7-2023	2,911,205	2,662,666	2,086,465	
15. EUNICE MAKAU	3,351,700	4-7-2023	2,234,150	1,117,550	3,251,700	
16. FANDI GEN. CONTRACTORS	1,923,600	3-7-2023	314,400	1,609,200	995,700	
17. FICUS MEDICAL SUPPLIES	124,450	3-7-2023	0	124,450	0	
18. FIRE CHIEF LTD	333,795	6-7-2023	100,000	233,795	0	
19. FIRST BORN MULTI MEDIA	1,150,000	5-7-2023	875,000	275,000	0	

Supplier Of Goods or Services	Original Amount	Date Contracted	Amount Paid To-Date	Outstanding Balance Current 2023/2024	Outstanding Balance Comparative 2022/2023	Comments
20. FOUNDATION OF HOPE SOLUTIONS	12,000	3-7-2023	0	12,000	0	
21. GRACE W. NDUNDA	948,450	3-7-2023	643,300	305,150	281,000	
22. GRAFFIX GEN SUPPLIES	115,500	4-7-2023	0	115,500	115,500	
23. GRASAM GREEN GROCER	2,197,344	3-7-2023	1,571,860	625,484	633,300	
24. HADA AUTO MOBILE	7,785,614	5-7-2023	7,367,260	418,354	1,613,088	
25. HADA AUTO MOBILE	523,250	5-7-2023	0	523,250	0	
26. JANET SUPPLY AND DETERGENTS	552,300	3-7-2023	444,300	108,000	0	
27. JANNITER INVESTMENTS	785,000	3-7-2023	200,000	585,000	0	
28. JIKO ENGINEERING	4,110,900	3-7-2023	2,956,855	1,154,045	0	
29. JOHARI INVESTMENTS	1,982,564	3-7-2023	270,780	1,711,784	933,444	
30. JOSSNAD GEN MERCHANTS	2,515,750	5-7-2023	1,054,300	1,461,450	196,000	
31. JUMBOTEX TYRE CO.	234,000	4-7-2023	0	234,000	0	
32. KALOYO SPORTS SUPPLIES	817,589	7-7-2023	500,000	317,589	605,150	
33. KENBLEST PROCESSORS	2,788,800	3-7-2023	1,732,800	1,056,000	0	
34. KOMESA GEN. SUPPLIES	148,125	4-7-2023	50,000	98,125	148,125	
35. LIMUA FARM	219,500	3-7-2023	50,000	169,500	0	
36. NAIVAS LTD	6,695,946	5-7-2023	4,103,714	2,592,232	0	
37. MOVERS SUPPLIES	1,453,500	7-7-2023	400,000	1,053,500	0	
38. MALIVANI CHEMIST	570,250	3-7-2023	323,050	247,200	556,100	
39. MAMUKA TRADERS	2,728,040	3-7-2023	2,198,600	529,440	389,720	
40. NDEVIK ENTERPRISES	210,000	3-7-2023	0	210,000	210,000	
41. NESA HOLDINGS	820,250	3-7-2023	660,500	159,750	247,000	
42. NEXBIT MERCHANTS	630,000	3-7-2023	270,000	360,000	180,000	
43. NTHANGU PHARMACY	945,630	3-7-2023	502,030	443,600	0	
44. NYAPENJO ENTERPRISES	73,100	5-7-2023	39,500	33,600	0	
45. NZAG ENTERPRISES	1,175,483	4-7-2023	894,493	280,990	671,150	
46. PASSMARK SERVICES	100,000	3-7-2023	90,000	10,000	40,000	

Supplier Of Goods or Services	Original Amount	Date Contracted	Amount Paid To-Date	Outstanding Balance Current 2023/2024	Outstanding Balance Comparative 2022/2023	Comments
47. PEMBE FLOUR MILLS LTD	782,000	3-7-2023	450,000	332,000	782,000	
48. PENSAR TECHNOLOGIES	240,000	3-7-2023	120,000	120,000	0	
49. PEWA PEWA LOGISTICS	562,782	3-7-2023	307,782	255,000	0	
50. PEZI PUBLISHERS LTD	128,040	4-7-2023	0	128,040	0	
51. RABBECA MUENI	158,440	3-7-2023	58,440	100,000	0	
52. ROSE N MUNYAO	93,850	5-7-2023	0	93,850	0	
53. ROSHAN VENTURES	368,750	3-7-2023	198,750	170,000	368,750	
54. SANAA BUSMAX VENTURES	88,000	3-7-2023	50,000	38,000	0	
55. SARAH KIIO	267,915	7-7-2023	217,340	50,575	164,940	
56. SAVCO CONSULTIUM	776,900	3-7-2023	346,500	430,400	0	
57. SCHOOL EQUIPMENT PROD. UNIT	624,980	4-7-2023	0	624,980	624,980	
58. SHRUKRANI VENTURES	223,200	4-7-2023	0	223,200	0	
59. SOUTH EAST AFRICA KENYA SUPPLIES	1,532,594	4-7-2023	1,323,652	208,942	0	
60. STESYL ENTERPRISES	6,098,846	3-7-2023	4,760,846	1,338,000	357,276	
61. THE COPY CAT LTD	1,062,388	6-7-2023	778,156	284,232	0	
62. TOP GRADE EDUCATION MEDIA	10,000	3-7-2023	0	10,000	0	
63. TOP GRADE PREDICTOR	340,000	3-7-2023	140,000	200,000	0	
64. VEPARICAH INVESTMENT	169,400	3-7-2023	0	169,400	169,400	
65. VERY UNIQUE TECH	201,800	6-7-2023	50,000	151,800	201,800	
66. WARAKA BUTCHERY	1,707,140	3-7-2023	1,414,640	292,500	0	
<b>Sub-Total</b>	<b>126,658,430</b>		<b>81,970,367</b>	<b>44,688,062</b>	<b>33,668,701</b>	
<b>Supply Of Services</b>						
67. CENTRAL MOTOR GARAGE	351,330	7-7-2023	300,040	51,290	104,240	
68. BONIV ENTERPRISES	239,500	6-7-2023	0	239,500	0	
69. MACKDORA INVESTMENT	2,259,500	3-7-2023	1,333,500	926,000	385,000	
70. MICHAEL KISILU	1,600,000	3-7-2023	550,000	1,050,000	432,000	

MAKUENI BOYS' HIGH SCHOOL

Annual Report and Financial Statements for the year ended 30<sup>th</sup> June 2024

Supplier Of Goods or Services	Original Amount	Date Contracted	Amount Paid To-Date	Outstanding Balance Current 2023/2024	Outstanding Balance Comparative 2022/2023	Comments
71. MASTERCON LTD	135,000	5-7-2023	0	135,000	0	
72. SCANIA EAST AFRICA	365,012	3-7-2023	194,601	170,411	194,601	
73. TILE MASTER STORES	827,749	3-7-2023	400,000	427,749	0	
74. SCHACCS SOFTWARE SERVICES	75,000	3-7-2023	0	75,000	0	
75. SOFTLINE COMPUTERS	503,550	3-7-2023	318,950	184,600	74,350	
76. SHADRACK KIAMBA	2,925,860	4-7-2023	802,000	2,123,860	510,300	
77. SOFTEYE MEDIA CONSULTANT	300,000	7-7-2023	150,000	150,000	0	
<b>Sub-Total</b>	<b>9,582,501</b>		<b>4,049,091</b>	<b>5,533,410</b>	<b>1,700,491</b>	
<b>Grand Total</b>	<b>147,141,407</b>		<b>86,019,458</b>	<b>61,121,948</b>	<b>46,269,668</b>	

Annex 2 – Summary of Fixed Assets Register

Asset Class	Historical Cost b/f (Kshs) 1 <sup>st</sup> July 2023	Additions during the year (Kshs)	Disposals during the year (Kshs)	Historical Cost c/f (Kshs) 30 <sup>th</sup> June 2024
Land 46 ACRES	230,000,000	0	0	230,000,000
Administration block 1	16,000,000	0	0	16,000,000
Assembly hall 1	10,000,000	0	0	10,000,000
Gate 4	2,200,000	0	0	2,200,000
Gate house 1	600,000	0	0	600,000
CBC Classes 3	3,600,000	0	0	3,600,000
Library block 1	17,000,000	0	0	17,000,000
Block C 5	6,000,000	0	0	6,000,000
Block D 5	6,000,000	0	0	6,000,000
Block A 8	9,600,000	0	0	9,600,000
Block B 10	2,000,000	0	0	2,000,000
ICT Room 1	1,500,000	0	0	1,500,000
Laboratories 3	9,000,000	0	0	9,000,000
Modern lab 2	10,000,000	0	0	10,000,000
Dormitories 10	95,000,000	0	0	95,000,000
Generator house 1	300,000	0	0	300,000
Dispensary 1	300,000	0	0	300,000
Dining hall 1	15,000,000	0	0	15,000,000

Asset Class	Historical Cost b/f (Kshs) 1 <sup>st</sup> July 2023	Additions during the year (Kshs)	Disposals during the year (Kshs)	Historical Cost c/f (Kshs) 30 <sup>th</sup> June 2024
Kitchen 1	1,500,000	0	0	1,500,000
Bakery 1	2,000,000	0	0	2,000,000
Stores 2	2,000,000	0	0	2,000,000
Art Room 1	500,000	0	0	500,000
Muslim prayer room 1	100,000	0	0	100,000
Temporary classes 2	1,200,000	0	0	1,200,000
Ablution block students 6	6,000,000	0	0	6,000,000
Visitors toilets 1	200,000	0	0	200,000
Staff toilets 1	200,000	0	0	200,000
NTS toilets 1	100,000	0	0	100,000
Washrooms 3	3,000,000	0	0	3,000,000
School canteen 1	300,000	0	0	300,000
Temporary chapel 1	300,000	0	0	300,000
Kitchen houses 1	200,000	0	0	200,000
School dias 1	300,000	0	0	300,000
Quarry stone tanks 5	5,000,000	0	0	5,000,000
Plastic tank of 10,000L 23	2,300,000	0	0	2,300,000
Open tanks 6	1,800,000	0	0	1,800,000
Water points 187	375,000	0	0	375,000

Asset Class	Historical Cost b/f (Kshs) 1 <sup>st</sup> July 2023	Additions during the year (Kshs)	Disposals during the year (Kshs)	Historical Cost c/f (Kshs) 30 <sup>th</sup> June 2024
Urinals 2	1,000,000	0	0	1,000,000
Temporary staff kitchen 1	200,000	0	0	200,000
Temporary stores 1	200,000	0	0	200,000
Staff houses quarters 13	26,000,000	0	0	26,000,000
NTS quarters 1	1,500,000	0	0	1,500,000
Borehole 2	2,000,000	0	0	2,000,000
Students chairs 2150	4,300,000	0	0	4,300,000
Students lockers 2150	6,450,000	0	0	6,450,000
Students beds 2158	15,050,000	0	0	15,050,000
Benches 202	606,000	0	0	606,000
Tables (Dining hall) 101	1,010,000	0	0	1,010,000
Office tables 41	410,000	0	0	410,000
Office chairs 112	1,120,000	0	0	1,120,000
Cabinets 11	110,000	0	0	110,000
Computers 35	1,400,000	0	0	1,400,000
Generator 2	4,000,000	0	0	4,000,000
Photocopy machine 1	400,000	0	0	400,000
Copy printer machine 4	1,800,000	0	0	1,800,000
School buses – KCT 2297_DC09115F018284582	11,000,000	0	0	11,000,000

Asset Class	Historical Cost b/f (Kshs) 1 <sup>st</sup> July 2023	Additions during the year (Kshs)	Disposals during the year (Kshs)	Historical Cost c/f (Kshs) 30 <sup>th</sup> June 2024
1				
KBB 4955_417812	2,100,000	0	0	2,100,000
School van- KCP 658Z_F8- 457418 1	800,000	0	0	800,000
School motorcycle-KMDF 078A_156FM-2D5161320 1	50,000	0	0	50,000
Bus shed 1	60,000	0	0	60,000
Laboratory stools 240	840,000	0	0	840,000
Cups (mugs) 312	62,400	0	0	62,400
Water glasses 27	4,050	0	0	4,050
Desert spoons 330	16,500	0	0	16,500
Tea spoons 18	360	0	0	360
Bread knives 63	7,560	0	0	7,560
Forks 47	3,7860	0	0	3,7860
Snacks holders 11	1,100	0	0	1,100
Solid serving spoons 333	149,850	0	0	149,850
Rice ugali serving spoons 40	18,000	0	0	18,000
Cups	40,000	0	0	40,000
Mugs/saucers 58	7,540	0	0	7,540
Plastics trays 7	2,450	0	0	2,450
Thermoses 3L 6	15,000	0	0	15,000
Thermoses 2L 4	8,000	0	0	8,000

Asset Class	Historical Cost b/f (Kshs) 1 <sup>st</sup> July 2023	Additions during the year (Kshs)	Disposals during the year (Kshs)	Historical Cost c/f (Kshs) 30 <sup>th</sup> June 2024
Thermoses 1L 3	3,600	0	0	3,600
Plastic basin _small size 3	360	0	0	360
Plastic basin _large size 3	3,600	0	0	3,600
Buffet 6	39,000	0	0	39,000
Melamine plates 95	17,100	0	0	17,100
Dinner plates 56	16,800	0	0	16,800
Plastic plates 280	16,800	0	0	16,800
Side plates 7	875	0	0	875
Hot pot small size 4	10,000	0	0	10,000
Sufurias 70L(D/H) 5	47,500	0	0	47,500
Sufurias 70L(H/G) 4	38,000	0	0	38,000
Sufurias 80L (H/G) 4	60,000	0	0	60,000
Trays _stainless 2	3,000	0	0	3,000
Basins _stainless 4	2,400	0	0	2,400
Frying pan 3	3,900	0	0	3,900
Knives 6	2,400	0	0	2,400
Plastic carrying baskets 3	4,200	0	0	4,200
Bread crates 117	70,200	0	0	70,200
Baking tins 148	74,000	0	0	74,000

