

REPUBLIC OF KENYA

PARLIAMENT
OF KENYA
LIBRARY



OFFICE OF THE AUDITOR-GENERAL

Enhancing Accountability

REPORT

OF

| | |
|--------------------------------------|---|
| THE NATIONAL ASSEMBLY PAPERS LAID | |
| DATE: 11 APR 2023 | DAY: WEDNESDAY |
| TABLED BY: | Hon Owen Baya, MP Deputy leader - majority |
| CLERK-AT-THE-TABLE: | Esther Ngunjo |

THE AUDITOR-GENERAL

ON

**OFFICE OF THE DIRECTOR OF PUBLIC
PROSECUTIONS STAFF HOUSING
MORTGAGE AND CAR LOAN SCHEME**

**FOR THE YEAR ENDED
30 JUNE, 2021**




**OFFICE OF THE DIRECTOR OF PUBLIC PROSECUTIONS STAFF
HOUSING MORTGAGE AND CAR LOAN SCHEME
ANNUAL REPORT AND FINANCIAL STATEMENTS**

**FOR THE FINANCIAL YEAR ENDED
30TH JUNE 2021**

**Prepared in accordance with the Accrual Basis of Accounting Method under the International
Public Sector Accounting Standards (IPSAS)**

RECEIVED
JAN 15 1964
FEDERAL BUREAU OF INVESTIGATION
U. S. DEPARTMENT OF JUSTICE



Office Of The Director Of Public Prosecutions Staff Housing Mortgage and Car Loan Scheme.
Reports and Financial Statements
For the year ended June 30, 2021.

| Table of Contents | Page |
|---|------|
| 1. KEY ENTITY INFORMATION AND MANAGEMENT | ii |
| I. FUND ADMISTRATIVE COMMITEE..... | vi |
| II. REPORT BY THE CHAIRPERSON OF THE FUND ADMINISTRATION COMMITTEE | vii |
| III. REPORT OF THE FUND ADMINISTRATOR | viii |
| IV. CORPORATE SOCIAL RESPONSIBILITY STATEMENT/SUSTAINABILITY REPORTING..... | ix |
| 4.1 SUSTAINABILITY STRATEGY AND PROFILE | ix |
| 4.2 ENVIRONMENTAL PERFORMANCE..... | ix |
| 4.3 EMPLOYEE WELFARE..... | ix |
| 4.4 MARKET PLACE PRACTICES | x |
| 4.5 RESPONSIBLE COMPETITION PRACTICE..... | x |
| 4.6 RESPONSIBLE SUPPLY CHAIN AND SUPPLIER RELATIONS..... | x |
| 4.7 RESPONSIBLE MARKETING AND ADVERTISEMENT..... | x |
| 4.8 COMMUNITY ENGAGEMENTS | x |
| V. STATEMENT OF MANAGEMENT'S RESPONSIBILITIES | xi |
| 2. REPORT OF THE AUDITOR-GENERAL FOR THE FINANCIAL STATEMENTS OF THE OFFICE OF DIRECTOR OF PUBLIC PROSECUTIONS STAFF HOUSING MORTGAGE AND CAR LOAN SCHEME | xiii |
| 3. STATEMENT OF FINANCIAL PERFORMANCE FOR THE YEAR ENDED 30 JUNE 2021 | 1 |
| 4. STATEMENT OF FINANCIAL POSITION AS AT 30 JUNE 2021 | 2 |
| 5. STATEMENT OF CHANGES IN NET ASSETS FOR THE YEAR ENDED 30 JUNE 2021..... | 3 |
| 6. STATEMENT OF CASH FLOWS FOR THE YEAR ENDED 30 JUNE 2021 | 4 |
| 7. STATEMENT OF COMPARISON OF BUDGET AND ACTUAL AMOUNTS FOR THE YEAR ENDED 30 JUNE 2021 | 5 |
| 8. NOTES TO THE FINANCIAL STATEMENTS..... | 6 |
| APPENDIX 1: PROGRESS ON FOLLOW UP OF AUDITOR RECOMMENDATIONS..... | 28 |
| APPENDIX II: INTER-ENTITY TRANSFERS | 29 |



1. KEY ENTITY INFORMATION AND MANAGEMENT

(a) Background information

The Office of the Director of Public Prosecution Staff House Mortgage and Car Loan Scheme Fund is established by and derives its authority and accountability from the provisions under Section 84(1), Section 24 (4) (5) (6) (7) of the PFM Act, 2012 and Section 127 (1) (2) of the PFM (National Government) Regulations, 2015.

The Office of the Director of the Public Prosecution Staff Mortgage and Car Loan Scheme is established pursuant to Salaries and Remuneration Commission Circulars referenced; SRC/ADM/CIR/1/13 Vol. III (128) of 17th December 2014; SRC/ADM/CIR/1/13 VOL III (130) of 29th January, 2015 and SRC/ADM/CIR/1/13 VOL III (142) of 25th August 2015 all of which set and advised on the establishment of Mortgage and Car loan schemes for both state and other public officers. The Fund is wholly owned by the Office of the Director of the Public Prosecution and is domiciled in Kenya. The Office of the Director of the Public Prosecution operationalized the staff mortgage and car loan scheme through internal memo ODPP/4/13/2/Vol.II(13) approved by Secretary Public Prosecutions in the year 2017.

(b) Principal Activities

The Fund's principal activity is to administer a mortgage and car loan scheme for members of staff to access loan facilities for;

- (i) purchase of motor vehicles for personal use
- (ii) Purchasing an existing residential property;
- (iii) Purchase of land and construction;
- (iv) Construction, renovation and/or improvement of existing residential property or existing plot/land;
- (v) Takeover loans on existing mortgages or equity release on existing mortgage properties.



Office Of The Director Of Public Prosecutions Staff Housing Mortgage and Car Loan Scheme.
Reports and Financial Statements
For the year ended June 30, 2021.

(c) Fund Administration Committee


The fund administration committee members who held office during the financial year ended 30th June 2021 were:

| No | Position | Name |
|-----------|-----------------|--------------------------|
| 1 | Chairperson | Mrs Dorcas Oduor,EBS,OGW |
| 2 | Member | Mr.Victor Mule,OGW |
| 3 | Member | Ms. Jacinta Nyamosi,OGW |
| 4 | Member | Mr.Rashid Khator |
| 5. | Member | Ms. Emily Kamau,OGW |
| 6. | Member | Ms. Grace Murungi,OGW |
| 7 | Member | Ms. Rhoda Ogoma |
| 8 | Member | Mrs. Lilian Obuo,OGW |
| 9 | Member | Mr.Kennedy Ndwiga |
| 10 | Member | Mrs Monica Mburugu |
| 11 | Member | Mr.Edgar Mulamula |
| 12 | Member | Mr.James Opundo |
| 13 | Member | Mr.Talai Isaac Kimutai |
| 14 | Member | Mr Henry Buya |

(d) Key Management

The key management officers who held office during the financial year ended 30th June 2021 and who had direct fiduciary responsibility were:

| No | Position | Name |
|-----------|--------------------|---------------------------|
| 1 | Fund Administrator | Mr.Noordin M.Haji,CBS,OGW |
| 2 | Fund Chairperson | Mrs Dorcas Oduor,EBS,OGW |
| 3 | Fund Secretary | Mrs.Monica Mburugu |



Office Of The Director Of Public Prosecutions Staff Housing Mortgage and Car Loan Scheme.
Reports and Financial Statements
For the year ended June 30, 2021.

(e) Fiduciary Oversight Arrangements

The Office of the Director of the Public Prosecution has put in place an Audit Committee through which it oversees the Scheme. The Audit Committee is chaired by a member who is not an employee of the Office of the Director of the Public Prosecution with one member from Advisory Board as a member. Members of the Audit Committee who held office during the financial year ended 30 June 2021 for fiduciary oversight were:

| No | Position | Name |
|-----------|-----------------|--------------------------|
| 1 | Chairperson | Mrs.Abdirahman Abdillahi |
| 2 | Member | Ms.Mercy Wambua |
| 3 | Member | Mr.Maina Njoroge |
| 4 | Member | Mr. Edwin Magoha |
| 5 | Member | Mr.Irungu Houghton |
| 6 | Secretary | Mr.Paul Mbugua |



Office Of The Director Of Public Prosecutions Staff Housing Mortgage and Car Loan Scheme.
Reports and Financial Statements
For the year ended June 30, 2021.

(f) Fund Headquarters

Office of Director of Public Prosecutions
P.O.BOX 30701 -00100 Nairobi
ODPP Building
Ragati Road upper hill
Nairobi, KENYA

(g) Fund Contacts

Telephone: (254) 020273090
E-mail: info@odpp.go.ke
Website: www.odpp.go.ke

(h) Fund Bankers

Consolidated Bank
Consolidated Bank House
P. O. Box 51133-00200
NAIROBI


Account Numbers: 10011209000007
 10011209000008

(i) Independent Auditors

Auditor General
Office of the Auditor General
Anniversary Towers, University Way
P.O. Box 30084
GPO 00100
Nairobi, Kenya

(j) Principal Legal Adviser

The Attorney General
State Law Office
Harambee Avenue
P.O. Box 40112
City Square 00200
Nairobi, Kenya.



Office Of The Director Of Public Prosecutions Staff Housing Mortgage and Car Loan Scheme.
Reports and Financial Statements
For the year ended June 30, 2021.

I. FUND ADMISTRATIVE COMMITEE

Section 84 of the Public Finance Management Act, 2012 requires that, at the end of each financial year, the Accounting officer when preparing financial statements of each National Government entity in accordance with the standards and formats prescribed by the Public Sector Accounting Standards Board includes a statement of the national government entity's performance against predetermined objectives.

The key objectives of the Office of the Director of the Public Prosecution Staff Housing Mortgage and Car loan Scheme are to:

- a) Provide loan facility for purchase and development of residential houses.
- b) Provide loan facility for purchase of motor vehicles for personal use.

Progress on attainment of the fund's objectives

For purposes of implementing and cascading the above fund objectives to specific sectors, all the objectives were made specific, measurable, achievable, realistic and time-bound (SMART) and converted into fund outcomes. Attendant indicators were identified for reasons of tracking progress and performance measurement:

Below we provide the progress on attaining the stated objectives:

| Fund name | Objective | Outcome | Indicator | Performance |
|---|--|---|---|---|
| Office of the Director of the Public Prosecution Staff Mortgage and Car loan Scheme | To provide loan facility for purchase and development of residential houses; and purchase of motor vehicles for personal use | Decent housing for staff and ease of movement to and from work. | No of staff advanced loan facility to purchase residential houses and cars for personal use | In FY 2020/21 Thirteen (13) staff members got loans for purchase of residential houses. Twenty Three (23) staff were facilitated for the purchase of personal use motor vehicles. |



II. REPORT BY THE CHAIRPERSON OF THE FUND ADMINISTRATION COMMITTEE

The Office appreciates the support by the National Treasury towards establishment of the Staff Mortgage and Car Loan Scheme, which was operationalized in 2017. The establishment was timely, resonates well with the government's endeavour to provide affordable housing under the Big Four Agenda. The scheme will go a long way in enabling the government's Big Four Agenda. The Scheme is managed by Consolidated Bank which; as the appointed Fund Manager works closely with the Fund Administration Committee appointed by the Office Secretary/CEO. In this Financial Year, Three committee members exited the Office and seven others members were appointed.

As at 30 June 2021, the funds received from the Exchequer was Kshs.92, 000,000 to increase the fund to Kshs 472,000,000 and disbursed after several applications were being processed by the Fund Manager.


I take this opportunity to thank the National Treasury for the continued support to fully operationalize the Scheme, by allocating the much-needed funds. I also thank the Fund Administrator for the guidance and support, that has made this scheme a dream come true for the staff. Further, I thank the Fund Manager and Administration Committee for their commitment to actualize the Scheme.

Signed: _____



Mrs Dorcas Oduor, CBS,OGW

Chairperson, Fund Administration Committee



Office Of The Director Of Public Prosecutions Staff Housing Mortgage and Car Loan Scheme.
Reports and Financial Statements
For the year ended June 30, 2021.


III. REPORT OF THE FUND ADMINISTRATOR

I am pleased to present the financial statements for the year ended 30th June 2021, in compliance with Section 84 of the Public Finance Management Act, 2012. The objective of the Office of the Director of Public Prosecution Staff Mortgage and Car loan Scheme is to motivate staff by facilitating access to low interest credit facilities to own homes and acquire vehicles to facilitate their transport to work. The Office of the Director of Public Prosecution has engaged the Consolidated Bank of Kenya to manage Scheme. In the Financial Year 2020-2021, Thirteen (13) staff members were facilitated to purchase residential houses where a total of Kshs. 114,909,444 was disbursed while Twenty Three (23) members were facilitated to purchase vehicles at a total of Kshs. 31,320,000. It is worthwhile to note that since inception, thirty ninety eight (98) staff members have been facilitated. So far, a total of Kshs. 379,024,444 has been disbursed as at 30th June 2021. It is encouraging to note that the beneficiaries of the scheme have continued to service their loans as scheduled, as contained in the financial statements.

In administering the Fund, the Office of the Director of Public Prosecution maintained adequate financial management controls to ensure compliance, transparency and accountability. The measures were aimed at making sure that the funds are utilised prudently and included maintenance of proper accounting records. Further, the financial Statement have been prepared in accordance with the International Public Sector Accounting Standards (IPSAS) and represents a true and fair view of the state of affairs of the Fund for the period under review. As the Accounting Officer, I confirm the completeness of the accounting records maintained for the Fund, which have been relied upon, in the preparation of the financial statements.


Finally, I confirm that in preparing the financial statements, I have assessed the Fund's ability to continue as a going concern and nothing has come to my attention to indicate that the Fund will not remain a going concern for at least the next twelve months from the date of this statement.

Signed: _____


Mr. Nordin M. Haji, CBS, OGW

Fund Administrator/Director Public Prosecutions

Date: 21/11/2022



IV. CORPORATE SOCIAL RESPONSIBILITY STATEMENT/SUSTAINABILITY REPORTING

4.1 SUSTAINABILITY STRATEGY AND PROFILE

Office of the Director of Public Prosecutions accountable to its stakeholders, in achieving its mandate to exercise State powers of prosecution. It is empowered to undertake criminal proceedings against any person before court, other than the court martial, in respect of any offence alleged to have been committed. We embrace responsibility for corporate actions and to encourage a positive impact on the environment and the stakeholders including but not limited to our citizens, employees, partners and existing communities. The Office actively encourages all stakeholders to recognise those responsibilities and behave in a responsible manner towards the society.

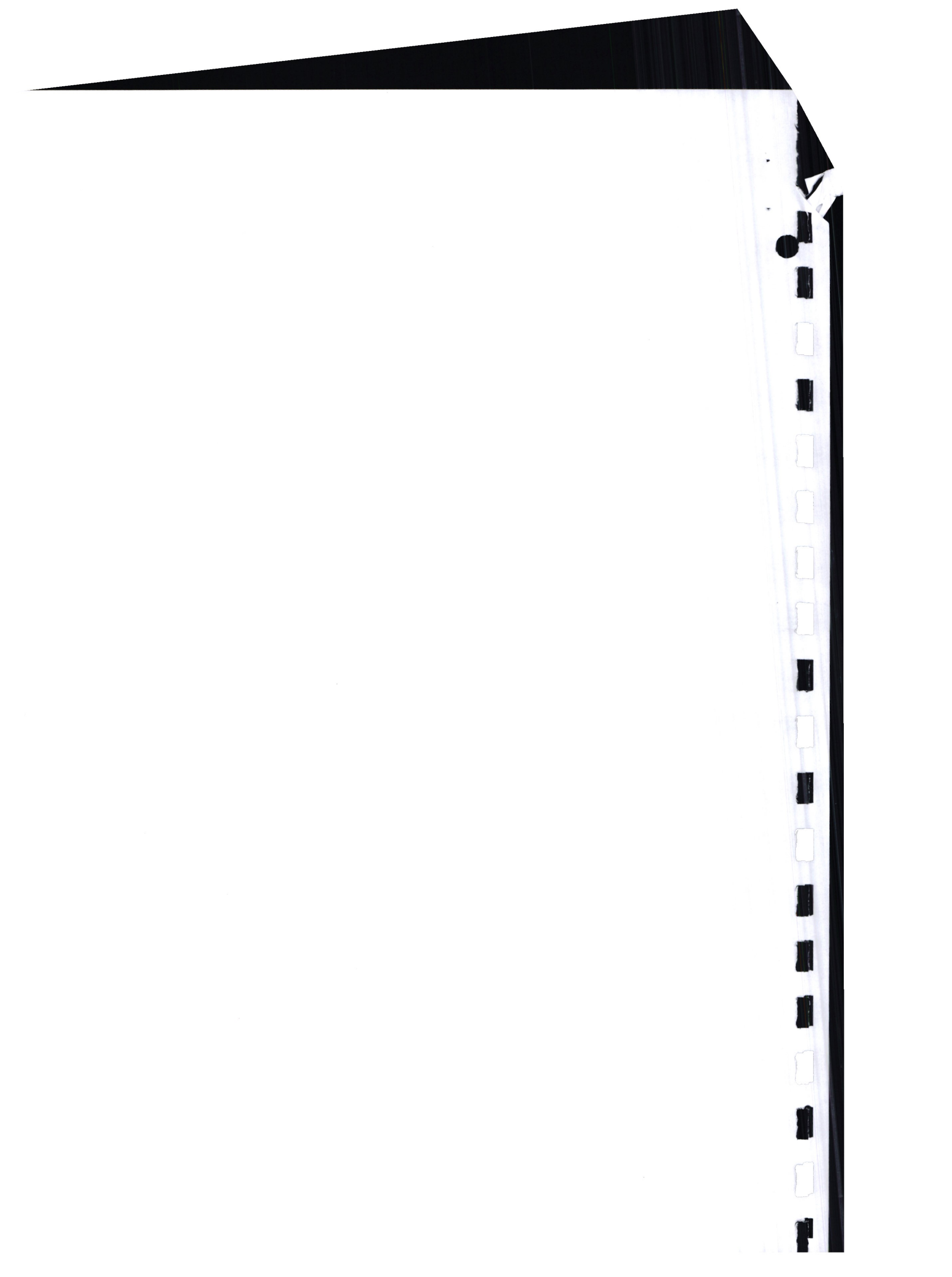
4.2 ENVIRONMENTAL PERFORMANCE

The Office believes that, by nature of its operations has minimal impact on the environment. However, we acknowledge that there are inevitable environmental impacts associated with our daily operations, in general. We aim to minimize any harmful effects and consider the development and implementation of environmental standards to achieve this to be of great importance. As such, we strongly encourage the internationally established 3 Rs: Reduce, Re-use and Recycle.

4.3 EMPLOYEE WELFARE.

Our success as an Office is largely dependent on our human capital (people). We recruit, retain, reward and develop the best talent. We recognise the need to inculcate among our employees the culture of being sensitive to matters of safety, security, society and the environment. This ensures that employees act with integrity and responsibility with the people they deal with and the environment they interact with.

We train employees to value each other, provide necessary support systems for people with different needs and have a system in place that encourages acceptance of cultural diversity. Further, we have embrace, uphold gender parity, and have given opportunity to people with disability and from the minority groups of our society and indeed the Office effort have been recognized with Dial award in two consecutive years.



4.4 MARKET PLACE PRACTICES

The Office have deliberately made it easier for wananchi to access information on our website. information available are such as careers openings and list of pre-qualified suppliers awarded tenders/contracts, disposal assets and procurement plans since information is Power! In addition, it is a right for all citizens to be able to receive any information that makes it possible for them to enjoy or protect their rights.

4.5 RESPONSIBLE COMPETITION PRACTICE.

The Office takes responsibility of ensuring fair competition practices. Office adhere to ethical practices including anti-corruption measures and whistle-blower mechanisms Extend this responsibility to their supply chain and ensure their suppliers and other third parties uphold these principles by Embrace accountability and transparency in its operations.

4.6 RESPONSIBLE SUPPLY CHAIN AND SUPPLIER RELATIONS


The Office takes responsibility of maintaining good business practices. Office adhere to good business practices, including suppliers know and meet expectations of responsible behaviour regarding issues such as fair pricing, for example. Screen them to determine their past conduct, and tell them what you expect besides honouring contracts once they have delivered their mandate within two weeks and lastly made it a practice to only deal with suppliers who are tax compliance.

4.7 RESPONSIBLE MARKETING AND ADVERTISEMENT

The Office is socially responsive in marketing practices its taking that encourage a positive impact on all the stakeholders, including employees, community, and citizens.

4.8 COMMUNITY ENGAGEMENTS

The Office contributed towards COVID-19 Emergency fund to assist people adversely affected by COVID-19 effects, we have also participated in legal clinics participated in public awareness and legal aid in situation where member of public are not able to meet legal costs.




V. STATEMENT OF MANAGEMENT'S RESPONSIBILITIES

Section 84 of the Public Finance Management Act, 2012 requires that, at the end of each financial year, the Administrator of a Fund established pursuant to Circulars referenced; SRC/ADM/CIR/1/13 Vol. III (128) of 17th December 2014; SRC/ADM/CIR/1/13 VOL III (130) of 29th January, 2015 and SRC/ADM/CIR/1/13 VOL III (142) of 25th August 2015 shall prepare financial statements for the Fund in accordance with the standards and formats prescribed by the Public Sector Accounting Standards Board.

The Administrator of the Fund is responsible for the preparation and presentation of the Fund's financial statements, which give a true and fair view of the state of affairs of the Fund for and as at the end of the financial year ended on June 30, 2021. This responsibility includes: (i) maintaining adequate financial management arrangements and ensuring that these continue to be effective throughout the reporting period; (ii) maintaining proper accounting records, which disclose with reasonable accuracy at any time the financial position of the fund; (iii) Designing, implementing and maintaining internal controls relevant to the preparation and fair presentation of the financial statements, and ensuring that they are free from material misstatements, whether due to error or fraud; (iv) Safeguarding the assets of the fund; (v) Selecting and applying appropriate accounting policies; and (vi) Making accounting estimates that are reasonable in the circumstances.

The Administrator of the Fund accepts responsibility for the Fund's financial statements, which have been prepared using appropriate accounting policies supported by reasonable and prudent judgements and estimates, in conformity with International Public Sector Accounting Standards (IPSAS), and in the manner required by the PFM Act, 2012. The Administrator of the Fund is of the opinion that the Fund's financial statements give a true and fair view of the state of Fund's transactions during the financial year ended June 30, 2021, and of the Fund's financial position as at that date.

The Administrator further confirm the completeness of the accounting records maintained for the Fund, which have been relied upon in the preparation of the Fund's financial statements as well as the adequacy of the systems of internal financial control.




Office Of The Director Of Public Prosecutions Staff Housing Mortgage and Car Loan Scheme.
Reports and Financial Statements
For the year ended June 30, 2021.

In preparing the financial statements, the Administrator of the Fund has assessed the Fund's ability to continue as a going concern and disclosed, as applicable, matters relating to the use of going concern basis of preparation of the financial statements.

Nothing has come to the attention of the Administrator to indicate that the Fund will not remain a going concern for at least the next twelve months from the date of this statement.

Approval of the financial statements


The Fund's financial statements were approved by the Fund Administrative committee on 21/11/ 2022 and signed on its behalf by:



Mr. Noordin M. Haji, CBS,OGW
Fund Administrator



Mrs Dorcas Oduor, EBS, OGW
Fund Chairperson



REPUBLIC OF KENYA

Telephone: +254-(20) 3214000
mail: info@oagkenya.go.ke
Website: www.oagkenya.go.ke



HEADQUARTERS
Anniversary Towers
Monrovia Street
P.O. Box 30084-00100
NAIROBI

REPORT OF THE AUDITOR-GENERAL ON OFFICE OF THE DIRECTOR OF PUBLIC PROSECUTIONS STAFF HOUSING MORTGAGE AND CAR LOAN SCHEME FOR THE YEAR ENDED 30 JUNE, 2021

PREAMBLE

I draw your attention to the contents of my report which is in three parts:

- A. Report on the Financial Statements that considers whether the financial statements are fairly presented in accordance with the applicable financial reporting framework, accounting standards and relevant laws and regulations that have a direct effect on the financial statements.
- B. Report on Lawfulness and Effectiveness in Use of Public Resources which considers compliance with applicable laws, regulations, policies, gazette notices, circulars, guidelines and manuals and whether public resources are applied in a prudent, efficient, economic, transparent and accountable manner to ensure Government achieves value for money and that such funds are applied for intended purposes.
- C. Report on Effectiveness of Internal Controls, Risk Management and Governance which considers how the entity has instituted checks and balances to guide internal operations. This responds to the effectiveness of the governance structure, the risk management environment, and the internal controls developed and implemented by those charged with governance for orderly, efficient and effective operations of the entity.

An unmodified opinion does not necessarily mean that an entity has complied with all relevant laws and regulations, and that its internal controls, risk management and governance systems are properly designed and were working effectively in the financial year under review.

The three parts of the report are aimed at addressing the statutory roles and responsibilities of the Auditor-General as provided under Article 229 of the Constitution, the Public Finance Management Act, 2012 and the Public Audit Act, 2015. The three parts of the report, when read together constitute the report of the Auditor-General.

REPORT ON THE FINANCIAL STATEMENTS

Qualified Opinion

I have audited the accompanying financial statements of the Office of the Director of Public Prosecutions Staff House Mortgage and Car Loan Scheme set out on pages 1 to

Report of the Auditor-General on Office of the Director of Public Prosecutions Staff Housing Mortgage and Car Loan Scheme for the year ended 30 June, 2021

28, which comprise the statement of financial position as at 30 June, 2021, and the statement of financial performance, statement of cash flows, statement of changes in net assets and statement of comparison of budget and actual amounts for the year then ended, and a summary of significant accounting policies and other explanatory information in accordance with the provisions of Article 229 of the Constitution of Kenya and Section 35 of the Public Audit Act, 2015. I have obtained all the information and explanations which, to the best of my knowledge and belief, were necessary for the purpose of the audit.

In my opinion, except for the effect of the matters described in the Basis for Qualified Opinion section of my report, the financial statements present fairly, in all material respects, the financial position of Office of the Director of Public Prosecutions Staff Housing Mortgage and Car Loan Scheme as at 30 June, 2021, and of its financial performance and its cash flows for the year then ended, in accordance with International Public Sector Accounting Standards (Accrual Basis) and comply with the Public Finance Management Act, 2012.

Basis for Qualified Opinion

1. Cash and Cash Equivalents

1.1 Failure to Support the Balance with a Board of Survey Report

As disclosed in Note 3 to the financial statements, the statement of financial position reflects cash and cash equivalents balance of Kshs.145,526,311. However, the balance was not supported with a board of survey report as at that date.

1.2 Incomplete Bank Statements

The Scheme's staff mortgage and staff car loan accounts held Consolidated Bank of Kenya with closing balances of Kshs.98,799,622 and Kshs.32,850,888, respectively according the bank certificates. However, the bank statements provided reflects lump sum cash receipts (credits) and loan disbursements to beneficiaries (debits) without details on interest income and individual borrowers' principal amount repaid. Further, individual loan statements from the bank were not provided for reconciliation with schedules provided for audit.

In the circumstances, the accuracy and completeness of the cash and cash equivalents balance of Kshs.145,526,311 could not be confirmed.

2. Unreconciled Principal Amount Credited to the Scheme's Accounts

A review of the loan repayment schedule and as disclosed under Note 4 to the financial statements revealed that an amount of Kshs.26,406,511 was deducted as the principal amount and remitted to the bank in the year ended 30 June, 2021. However, a review of the bank statements revealed the principal repayment of Kshs.31,587,539 was credited to the Scheme's accounts during the year ended 30 June, 2021 resulting to an unreconciled difference of Kshs.5,181,028.

In the circumstances, the accuracy and completeness of the principal amount paid of Kshs.26,406,511 could not be confirmed.

The audit was conducted in accordance with International Standards of Supreme Audit Institutions (ISSAIs). I am independent of the Office of the Director of Public Prosecutions Staff Housing Mortgage and Car Loan Scheme Management in accordance with ISSAI 130 on Code of Ethics. I have fulfilled other ethical responsibilities in accordance with the ISSAI and in accordance with other ethical requirements applicable to performing audits of financial statements in Kenya. I believe that the audit evidence I have obtained is sufficient and appropriate to provide a basis for my qualified opinion.

Key Audit Matters

Key audit matters are those matters that, in my professional judgment, are of most significance in the audit of the financial statements. There were no key audit matters to report in the year under review.

REPORT ON LAWFULNESS AND EFFECTIVENESS IN USE OF PUBLIC RESOURCES

Conclusion

As required by Article 229(6) of the Constitution, based on the audit procedures performed, except for the matters described in the Basis for Conclusion on Lawfulness and Effectiveness in Use of Public Resources section of my report, I confirm that, nothing else has come to my attention to cause me to believe that public resources have not been applied lawfully and in an effective way.

Late Submission of Financial Statements

The Scheme's annual report and financial statements for the year ended 30 June, 2021 were submitted to the Auditor-General on 29 August, 2022 which was twelve (12) months after the statutory deadline of 30 September, 2021. This is contrary to Section 84(3) of the Public Finance Management Act, 2012 which requires the Administrator of a national public fund to prepare and submit the financial statements thereof to the Auditor-General not later than three months after the end of each financial year.

In the circumstances, Management was in breach of the law.

Basis for Conclusion

The audit was conducted in accordance with ISSAI 4000. The standard requires that I comply with ethical requirements and plan and perform the audit to obtain assurance about whether the activities, financial transactions and information reflected in the financial statements are in compliance, in all material respects, with the authorities that govern them. I believe that the audit evidence I have obtained is sufficient and appropriate to provide a basis for my conclusion.

REPORT ON EFFECTIVENESS OF INTERNAL CONTROLS, RISK MANAGEMENT AND GOVERNANCE

Conclusion

As required by Section 7(1)(a) of the Public Audit Act, 2015, based on the audit procedures performed, I confirm that, nothing has come to my attention to cause me to believe that internal controls, risk management and governance were not effective.

Basis for Conclusion

The audit was conducted in accordance with ISSAI 2315 and ISSAI 2330. The standards require that I plan and perform the audit to obtain assurance about whether processes and systems of internal controls, risk management and governance were operating effectively, in all material respects. I believe that the audit evidence I have obtained is sufficient and appropriate to provide a basis for my conclusion.

Responsibilities of Management and those Charged with Governance

Management is responsible for the preparation and fair presentation of these financial statements in accordance with International Public Sector Accounting Standards (Accrual Basis) and for maintaining effective internal control as Management determines is necessary to enable the preparation of financial statements that are free from material misstatement, whether due to fraud or error and for its assessment of the effectiveness of internal controls, risk management and overall governance.

In preparing the financial statements, Management is responsible for assessing the Scheme's ability to continue to sustain its services, disclosing, as applicable, matters related to sustainability of services and using the applicable basis of accounting unless Management is aware of the intention to terminate the Scheme or cease operations.

Management is also responsible for the submission of the financial statements to the Auditor-General in accordance with the provisions of Section 47 of the Public Audit Act, 2015.

In addition to the responsibility for the preparation and presentation of the financial statements described above, Management is also responsible for ensuring that the activities, financial transactions and information reflected in the financial statements are in compliance with the authorities which govern them, and that public resources are applied in an effective way.

Those charged with governance are responsible for overseeing the Scheme's financial reporting process, reviewing the effectiveness of how Management monitors compliance with relevant legislative and regulatory requirements, ensuring that effective processes and systems are in place to address key roles and responsibilities in relation to overall governance and risk management, and ensuring the adequacy and effectiveness of the control environment.

Auditor-General's Responsibilities for the Audit

The audit objectives are to obtain reasonable assurance about whether the financial statements as a whole are free from material misstatement, whether due to fraud or error, and to issue an auditor's report that includes my opinion in accordance with the provisions of Section 48 of the Public Audit Act, 2015 and submit the audit report in compliance with Article 229(7) of the Constitution of Kenya. Reasonable assurance is a high level of assurance, but is not a guarantee that an audit conducted in accordance with ISSAIs will always detect a material misstatement and weakness when it exists. Misstatements can arise from fraud or error and are considered material if, individually or in the aggregate,

they could reasonably be expected to influence the economic decisions of users taken on the basis of these financial statements.

In addition to the audit of the financial statements, a compliance audit is planned and performed to express a conclusion about whether, in all material respects, the activities, financial transactions and information reflected in the financial statements are in compliance with the authorities that govern them and that public resources are applied in an effective way, in accordance with the provisions of Article 229(6) of the Constitution and submit the audit report in compliance with Article 229(7) of the Constitution.

Further, in planning and performing the audit of the financial statements and audit of compliance, I consider internal control in order to give an assurance on the effectiveness of internal controls, risk management and overall governance processes and systems in accordance with the provisions of Section 7(1) (a) of the Public Audit Act, 2015 and submit the audit report in compliance with Article 229(7) of the Constitution. My consideration of the internal control would not necessarily disclose all matters in the internal control that might be material weaknesses under the ISSAIs. A material weakness is a condition in which the design or operation of one or more of the internal control components does not reduce to a relatively low level the risk that misstatements caused by error or fraud in amounts that would be material in relation to the financial statements being audited may occur and not be detected within a timely period by employees in the normal course of performing their assigned functions.

Because of its inherent limitations, internal control may not prevent or detect misstatements and instances of non-compliance. Also, projections of any evaluation of effectiveness to future periods are subject to the risk that controls may become inadequate because of changes in conditions, or that the degree of compliance with the policies and procedures may deteriorate.

As part of an audit conducted in accordance with ISSAIs, I exercise professional judgement and maintain professional skepticism throughout the audit. I also:


- Identify and assess the risks of material misstatement of the financial statements, whether due to fraud or error, design and perform audit procedures responsive to those risks, and obtain audit evidence that is sufficient and appropriate to provide a basis for my opinion. The risk of not detecting a material misstatement resulting from fraud is higher than for one resulting from error, as fraud may involve collusion, forgery, intentional omissions, misrepresentations, or the override of internal control.
- Evaluate the appropriateness of accounting policies used and the reasonableness of accounting estimates and related disclosures made by the Management.
- Conclude on the appropriateness of the Management's use of the applicable basis of accounting and based on the audit evidence obtained, whether a material uncertainty exists related to events or conditions that may cast significant doubt on the Scheme's ability to continue to sustain its services. If I conclude that a material uncertainty exists, I am required to draw attention in the auditor's report to the related disclosures in the financial statements or, if such disclosures are inadequate, to modify my opinion. My conclusions are based on the audit evidence obtained up to the date of

my audit report. However, future events or conditions may cause the Scheme to cease to sustain its services.

- Evaluate the overall presentation, structure and content of the financial statements, including the disclosures, and whether the financial statements represent the underlying transactions and events in a manner that achieves fair presentation.
- Obtain sufficient appropriate audit evidence regarding the financial information and business activities of the Scheme to express an opinion on the financial statements.
- Perform such other procedures as I consider necessary in the circumstances.

I communicate with the Management regarding, among other matters, the planned scope and timing of the audit and significant audit findings, including any significant deficiencies in internal control that are identified during the audit.

I also provide Management with a statement that I have complied with relevant ethical requirements regarding independence, and to communicate with them all relationships and other matters that may reasonably be thought to bear on my independence, and where applicable, related safeguards.


CPA Nancy Gathungu, CBS
AUDITOR-GENERAL

Nairobi

08 December, 2022


Office of the director of public prosecutions Staff Mortgage and Car Loan Scheme
 Reports and Financial Statements
 For the year ended June 30, 2021.

3. STATEMENT OF FINANCIAL PERFORMANCE FOR THE YEAR ENDED 30 JUNE
 2021

| | Notes | 2020-2021 Kshs | 2019-2020 Kshs |
|---|-------|-------------------|-------------------|
| Revenue from non-exchange transactions | | | |
| Interest Income | 1 | 8,936,509 | 5,115,377 |
| Total revenue | | 8,936,509 | 5,115,377 |
| Expenses | | | |
| Operating expenses | | | |
| Loan Administrative expenses | 2 | 8,936,509 | 5,115,377 |
| Total expenses | | 8,936,509 | 5,115,377 |
| Other gains/(losses) | | | |
| Surplus/(deficit) for the period/year | | 0 | 0 |

The notes set out on pages 6 to 27 form an integral part of these Financial Statements.


The Financial Statements set out on pages 1 to 5 were signed on behalf of the Office by:



Fund Administrator

Name: Mr. Noordin M. Haji, CBS, OGW

Date: 21/11/2022



Head of Accounts

Name: Zuwena Zainabu


Date: 21/11/2022



Chairperson of the Fund

Name: Mrs. Dorcas Oduor, EBS, OGW

Date:



Office of the director of public prosecutions Staff Mortgage and Car Loan Scheme
 Reports and Financial Statements
 For the year ended June 30, 2021.

4. STATEMENT OF FINANCIAL POSITION AS AT 30 JUNE 2021


| | Notes | 2020-2021 Kshs | 2019-2020 Kshs |
|---|-------|--------------------|--------------------|
| Assets | | | |
| Current Assets | | | |
| Cash and cash equivalents | 3 | 145,526,311 | 173,349,244 |
| Current portion of long term receivables | 5 | 30,454,484 | 19,519,194 |
| Total Current Assets | | 175,980,795 | 192,868,439 |
| Non-Current Assets | | | |
| Long term receivables-Staff loan and Mortgage | 6 | 296,019,205 | 187,131,561 |
| Undrawn funds | | | |
| Total Non- Current Assets | | | |
| Total Assets | | 472,000,000 | 380,000,000 |
| LIABILITIES | | | |
| Current Liabilities | | | |
| Total Current Liabilities | | | |
| Non-Current Liabilities | | | |
| Total Non- Current Liabilities | | | |
| Total Liabilities | | | |
| Net assets | | 472,000,000 | 380,000,000 |
| Reserves | | | |
| Accumulated surplus | | | |
| Revolving Fund | 7 | 472,000,000 | 380,000,000 |
| Total Net Assets | | | |
| Total Net Assets and Liabilities | | 472,000,000 | 380,000,000 |

The accounting policies and explanatory notes to these financial statements form an integral part of the financial statements. The entity financial statements were approved on 21/11/2022 and signed

by:


 Fund Administrator


 Head of Accounts


 Chairperson of the Fund

Name: Mr. Noordin M. Haji, CBS, OGW


Name: Zuvena Zainabu

Name: Mrs. Dorcas Oduor, EBS, OGW

Date: 21/11/2022

Date: 21/11/2022

Date: 21/11/2022




Office Of The Director Of Public Prosecutions Staff Housing Mortgage and Car Loan Scheme.
Reports and Financial Statements
For the year ended June 30, 2021.

5. STATEMENT OF CHANGES IN NET ASSETS FOR THE YEAR ENDED 30 JUNE 2021

| | Revolving Fund KShs | TOTAL KShs |
|--|------------------------|--------------------|
| Balance as at 1 st July 2019 | 250,000,000 | 250,000,000 |
| Transfer from ODPP to ODPP Staff car loan | 15,000,000 | 15,000,000 |
| Transfer from ODPP to Staff mortgage Loan | 115,000,000 | 115,000,000 |
| Balance as at 30th June 2020 | 380,000,000 | 380,000,000 |
| Balance as at 1st July 2020 | 380,000,000 | 380,000,000 |
| Staff Car Loan | 15,000,000 | 15,000,000 |
| Staff Mortgage Loan | 77,000,000 | 77,000,000 |
| Balance as at 30th June 2021 | 472,000,000 | 472,000,000 |

The accounting policies and explanatory notes to these financial statements form an integral part of the financial statements. The Fund's financial statements were approved on 21/11/2022 and signed by:



Fund Administrator

Name: Mr. Noordin M. Haji, CBS, OGW

Date: 21/11/2022



Head of Accounts

Name: Zuwenā Zainabu

Date: 21/11/2022



Chairperson of the Fund

Name: Mrs. Dorcas Oduor, EBS, OGW

Date: 21/11/2022




Office of the director of public prosecutions Staff Mortgage and Car Loan Scheme
 Reports and Financial Statements
 For the year ended June 30, 2021.

6. STATEMENT OF CASH FLOWS FOR THE YEAR ENDED 30 JUNE 2021

| | Notes | 2020-2021 KSh | 2019-2020 KSh |
|---|-------|---------------------|--------------------|
| Cash flows from operating activities | | | |
| Receipts | | | |
| Interest Income | 1 | 8,936,509 | 5,115,377 |
| Total Receipts | | 8,936,509 | 5,115,377 |
| Payments | | | |
| Loan Administrative expenses | 2 | 8,936,509 | 5,115,377 |
| Total Payments | | 8,936,509 | 5,115,377 |
| Net cash flows from/(used in) operating activities | | - | - |
| Cash flows from investing activities | | | |
| Principal paid | | 26,406,511 | 15,610,436 |
| Net cash flows from/(used in) investing activities | | 26,406,511 | 15,610,436 |
| Cash flows from financing activities | | | |
| Revolving Fund | 7 | 92,000,000 | 130,000,000 |
| Loans Issued | 8 | (146,229,444) | (104,300,000) |
| Net cash flows from /(used in) financing activities | | (54,229,444) | 25,700,000 |
| Net increase/(decrease) in cash and cash equivalents | | (27,822,933) | 41,310,436 |
| Cash and Cash Equivalent at the beginning of the Year | | 173,349,244 | 132,038,808 |
| Cash and cash equivalents at 30 JUNE 2019 | | 145,526,311 | 173,349,244 |

The Financial Statements set out on pages 1 to 5 were signed on behalf of the Office by:



Fund Administrator

Name: Mr. Noordin M. Haji, CBS, OGW

Date: 21/11/2022



Head of Accounts

Name: Zuwena Zainabu


Date: 21/11/2022



Chairperson of the Fund

Name: Mrs. Dorcas Oduor, EBS, OGW

Date:



Reports and Financial Statements
For the year ended June 30, 2021.

7. STATEMENT OF COMPARISON OF BUDGET AND ACTUAL AMOUNTS FOR THE YEAR ENDED 30 JUNE 2021

| | A | b | C=(a+b) | d | e=(c-d) | F=d/c |
|-----------------------------------|--------------------|---|--------------------|--------------------|---------|-------------|
| Revenue | | | | | | |
| Transfers from ODPP | 92,000,000 | | 92,000,000 | 92,000,000 | | 100% |
| Interest Income | 8,936,509 | | 8,936,509 | 8,936,509 | | 100% |
| Total income | 100,936,509 | | 100,936,509 | 100,936,509 | | 100% |
| Expenses | | | | | | |
| Operating expenses | 92,000,000 | | 92,000,000 | 92,000,000 | | 100% |
| 3% Commission to the Bank | 8,936,509 | | 8,936,509 | 8,936,509 | | 100% |
| Transfer to Revolving Fund | | | | | | |
| Total expenditure | 100,936,509 | | 100,936,509 | 100,936,509 | | 100% |
| Surplus for the period | - | | - | | | |



8. NOTES TO THE FINANCIAL STATEMENTS

1. General Information

The Fund is established by and derives its authority and accountability from SRC/ADM/CIR/1/13 Vol. III (128) of 17th December 2014; SRC/ADM/CIR/1/13 VOL III (130) of 29th January, 2015 and SRC/ADM/CIR/1/13 VOL III (142) of 25th August 2015. The entity is wholly owned by the Office of the Director of Public Prosecutions and is domiciled in Kenya. The entity's principal is to provide loans to staff to acquire cars for mobility and also obtain houses.

2. Statement of Compliance and Basis of Preparation

The financial statements have been prepared on a historical cost basis except for the measurement at re-valued amounts of certain items of property, plant and equipment, marketable securities and financial instruments at fair value, impaired assets at their estimated recoverable amounts and actuarially determined liabilities at their present value. The preparation of financial statements in conformity with International Public Sector Accounting Standards (IPSAS) allows the use of estimates and assumptions. It also requires management to exercise judgement in the process of applying the accounting policies.

The financial statements have been prepared and presented in Kenya Shillings, which is the functional and reporting currency of the Office of the directors of Public Prosecutions.

The financial statements have been prepared in accordance with the PFM Act 2012 and International Public Sector Accounting Standards (IPSAS). The accounting policies adopted have been consistently applied to all the years presented.



Office of the director of public prosecutions Staff Mortgage and Car Loan Scheme
Reports and Financial Statements
For the year ended June 30, 2021.

NOTES TO THE FINANCIAL STATEMENTS (Continued)

3. Adoption of New and Revised Standards

i. New and amended standards and interpretations in issue effective in the year ended 30 June 2021.

| Other | |
|-----------------------|--|
| Improvements to IPSAS | <p>Applicable: 1st January 2021:</p> <p>a) Amendments to IPSAS 13, to include the appropriate references to IPSAS on impairment, in place of the current references to other international and/or national accounting frameworks.</p> <p>b) IPSAS 13, Leases and IPSAS 17, Property, Plant, and Equipment. Amendments to remove transitional provisions which should have been deleted when IPSAS 33, First Time Adoption of Accrual Basis International Public Sector Accounting Standards (IPSASs) was approved.</p> <p>c) IPSAS 21, Impairment of Non-Cash-Generating Assets and IPSAS 26, Impairment of Cash Generating Assets. Amendments to ensure consistency of impairment guidance to account for revalued assets in the scope of IPSAS 17, Property, Plant, and Equipment and IPSAS 31, Intangible Assets.</p> <p>d) IPSAS 33, First-time Adoption of Accrual Basis International Public Sector Accounting Standards (IPSASs). Amendments to the implementation guidance on deemed cost in IPSAS 33 to make it consistent with the core principles in the Standard.</p> |



Office of the director of public prosecutions Staff Mortgage and Car Loan Scheme
Reports and Financial Statements
For the year ended June 30, 2021.

NOTES TO THE FINANCIAL STATEMENTS (Continued)

ii. New and amended standards and interpretations in issue but not yet effective in the year ended 30 June 2021.

| | |
|---|---|
| <p>IPSAS 41: Financial Instruments</p> | <p>Applicable: 1st January 2023:</p> <p>The objective of IPSAS 41 is to establish principles for the financial reporting of financial assets and liabilities that will present relevant and useful information to users of financial statements for their assessment of the amounts, timing and uncertainty of an entity's future cash flows. IPSAS 41 provides users of financial statements with more useful information than IPSAS 29, by:</p> <ul style="list-style-type: none"> • Applying a single classification and measurement model for financial assets that considers the characteristics of the asset's cash flows and the objective for which the asset is held; • Applying a single forward-looking expected credit loss model that is applicable to all financial instruments subject to impairment testing; and • Applying an improved hedge accounting model that broadens the hedging arrangements in scope of the guidance. The model develops a strong link between an entity's risk management strategies and the accounting treatment for instruments held as part of the risk management strategy. |
| <p>IPSAS 42: Social Benefits</p> | <p>Applicable: 1st January 2023</p> <p>The objective of this Standard is to improve the relevance, faithful representativeness and comparability of the information that a reporting entity provides in its financial statements about social benefits. The information provided should help users of the financial statements and general purpose financial reports assess:</p> <ul style="list-style-type: none"> (a) The nature of such social benefits provided by the entity; (b) The key features of the operation of those social benefit schemes; and |




Office of the director of public prosecutions Staff Mortgage and Car Loan Scheme
Reports and Financial Statements
For the year ended June 30, 2021.

| | |
|--|---|
| | (c) The impact of such social benefits provided on the entity's financial performance, financial position and cash flows. |
| Amendments to Other IPSAS resulting from IPSAS 41, Financial Instruments | <p>Applicable: 1st January 2023:</p> <p>a) Amendments to IPSAS 5, to update the guidance related to the components of borrowing costs which were inadvertently omitted when IPSAS 41 was issued.</p> <p>b) Amendments to IPSAS 30, regarding illustrative examples on hedging and credit risk which were inadvertently omitted when IPSAS 41 was issued.</p> <p>c) Amendments to IPSAS 30, to update the guidance for accounting for financial guarantee contracts which were inadvertently omitted when IPSAS 41 was issued.</p> <p>Amendments to IPSAS 33, to update the guidance on classifying financial instruments on initial adoption of accrual basis IPSAS which were inadvertently omitted when IPSAS 41 was issued.</p> |

iii. Early adoption of standards

The entity did not early – adopt any new or amended standards in year 2020/2021.



NOTES TO THE FINANCIAL STATEMENTS (Continued)

4. Summary of Significant Accounting Policies

a) Revenue recognition

Revenue from non-exchange transactions

Fees, taxes and fines

The entity recognizes revenues from fees, taxes and fines when the event occurs and the asset recognition criteria are met. To the extent that there is a related condition attached that would give rise to a liability to repay the amount, deferred income is recognized instead of revenue. Other non-exchange revenues are recognized when it is probable that the future economic benefits or service potential associated with the asset will flow to the entity and the fair value of the asset can be measured reliably.


Transfers from other government entities

Revenues from non-exchange transactions with other government entities are measured at fair value and recognized on obtaining control of the asset (cash, goods, services and property) if the transfer is free from conditions and it is probable that the economic benefits or service potential related to the asset will flow to the entity and can be measured reliably. Recurrent grants are recognized in the statement of comprehensive income. Development/capital grants are recognized in the statement of financial position and realised in the statement of comprehensive income over the useful life of the assets that has been acquired using such funds.

Rendering of services

The entity recognizes revenue from rendering of services by reference to the stage of completion when the outcome of the transaction can be estimated reliably. The stage of completion is measured by reference to labour hours incurred to date as a percentage of total estimated labour hours.

Where the contract outcome cannot be measured reliably, revenue is recognized only to the extent that the expenses incurred are recoverable.



NOTES TO THE FINANCIAL STATEMENTS (Continued)

Summary of Significant Accounting Policies (Continued)

Sale of goods

Revenue from the sale of goods is recognized when the significant risks and rewards of ownership have been transferred to the buyer, usually on delivery of the goods and when the amount of revenue can be measured reliably and it is probable that the economic benefits or service potential associated with the transaction will flow to the entity.

Interest income

Interest income is accrued using the effective yield method. The effective yield discounts estimated future cash receipts through the expected life of the financial asset to that asset's net carrying amount. The method applies this yield to the principal outstanding to determine interest income each period.

ii) Revenue from exchange transactions

Dividends

Dividends or similar distributions must be recognized when the shareholder's or the entity's right to receive payments is established.

Rental income

Rental income arising from operating leases on investment properties is accounted for on a straight-line basis over the lease terms and included in revenue.

b) Budget information

The original budget for FY 2020-2021 was approved by the National Assembly. Subsequent revisions or additional appropriations were made to the approved budget in accordance with specific approvals from the appropriate authorities. The additional appropriations are added to the original budget by the entity upon receiving the respective approvals in order to conclude the final budget. Accordingly, the entity recorded no additional appropriations of on the 2020-2021 budget.



NOTES TO THE FINANCIAL STATEMENTS (Continued)

Summary of Significant Accounting Policies (Continued)

The entity's budget is prepared on a different basis to the actual income and expenditure disclosed in the financial statements. The financial statements are prepared on accrual basis using a classification based on the nature of expenses in the statement of financial performance, whereas the budget is prepared on a cash basis. The amounts in the financial statements were recast from the accrual basis to the cash basis and reclassified by presentation to be on the same basis as the approved budget. A comparison of budget and actual amounts, prepared on a comparable basis to the approved budget, is then presented in the statement of comparison of budget and actual amounts.


In addition to the Basis difference, adjustments to amounts in the financial statements are also made for differences in the formats and classification schemes adopted for the presentation of the financial statements and the approved budget.

A statement to reconcile the actual amounts on a comparable basis included in the statement of comparison of budget and actual amounts and the actuals as per the statement of financial performance has been presented under page 5 of these financial statements.

c) Taxes

Current income tax

Current income tax assets and liabilities for the current period are measured at the amount expected to be recovered from or paid to the taxation authorities. The tax rates and tax laws used to compute the amount are those that are enacted or substantively enacted, at the reporting date in the area where the Entity operates and generates taxable income. Current income tax relating to items recognized directly in net assets is recognized in net assets and not in the statement of financial performance. Management periodically evaluates positions taken in the tax returns with respect to situations in which applicable tax regulations are subject to interpretation and establishes provisions where appropriate.



NOTES TO THE FINANCIAL STATEMENTS (Continued)

Summary of Significant Accounting Policies (Continued)

Deferred tax

Deferred tax is provided using the liability method on temporary differences between the tax bases of assets and liabilities and their carrying amounts for financial reporting purposes at the reporting date.


Deferred tax liabilities are recognized for all taxable temporary differences, except in respect of taxable temporary differences associated with investments in controlled entities, associates and interests in joint ventures, when the timing of the reversal of the temporary differences can be controlled and it is probable that the temporary differences will not reverse in the foreseeable future.

Deferred tax assets are recognized for all deductible temporary differences, the carry forward of unused tax credits and any unused tax losses. Deferred tax assets are recognized to the extent that it is probable that taxable profit will be available against which the deductible temporary differences, and the carry forward of unused tax credits and unused tax losses can be utilized, except in respect of deductible temporary differences associated with investments in controlled entities, associates and interests in joint ventures, deferred tax assets are recognized only to the extent that it is probable that the temporary differences will reverse in the foreseeable future and taxable profit will be available against which the temporary differences can be utilized.

The carrying amount of deferred tax assets is reviewed at each reporting date and reduced to the extent that it is no longer probable that sufficient taxable profit will be available to allow all or part of the deferred tax asset to be utilized. Unrecognized deferred tax assets are re-assessed at each reporting date and are recognized to the extent that it has become probable that future taxable profits will allow the deferred tax asset to be recovered.

Deferred tax assets and liabilities are measured at the tax rates that are expected to apply in the year when the asset is realized or the liability is settled, based on tax rates (and tax laws) that have been enacted or substantively enacted at the reporting date.

Deferred tax relating to items recognized outside surplus or deficit is recognized outside surplus or deficit. Deferred tax items are recognized in correlation to the underlying transaction in net assets. Deferred tax assets and deferred tax liabilities are offset if a legally enforceable right exists to set off current tax assets against current income tax liabilities and the deferred taxes relate to the same taxable entity and the same taxation authority.



NOTES TO THE FINANCIAL STATEMENTS (Continued)

Summary of Significant Accounting Policies (Continued)

Sales tax

Expenses and assets are recognized net of the amount of sales tax, except:

- i) When the sales tax incurred on a purchase of assets or services is not recoverable from the taxation authority, in which case, the sales tax is recognized as part of the cost of acquisition of the asset or as part of the expense item, as applicable
- ii) When receivables and payables are stated with the amount of sales tax included
The net amount of sales tax recoverable from, or payable to, the taxation authority is included as part of receivables or payables in the statement of financial position.


d) Investment property

Investment properties are measured initially at cost, including transaction costs. The carrying amount includes the replacement cost of components of an existing investment property at the time that cost is incurred if the recognition criteria are met and excludes the costs of day-to-day maintenance of an investment property.

Investment property acquired through a non-exchange transaction is measured at its fair value at the date of acquisition. Subsequent to initial recognition, investment properties are measured using the cost model and are depreciated over a 30-year period.

Investment properties are derecognized either when they have been disposed of or when the investment property is permanently withdrawn from use and no future economic benefit or service potential is expected from its disposal. The difference between the net disposal proceeds and the carrying amount of the asset is recognized in the surplus or deficit in the period of de-recognition.

Transfers are made to or from investment property only when there is a change in use.



NOTES TO THE FINANCIAL STATEMENTS (Continued)

Summary of Significant Accounting Policies (Continued)

e) Property, plant and equipment

All property, plant and equipment are stated at cost less accumulated depreciation and impairment losses. Cost includes expenditure that is directly attributable to the acquisition of the items. When significant parts of property, plant and equipment are required to be replaced at intervals, the entity recognizes such parts as individual assets with specific useful lives and depreciates them accordingly. Likewise, when a major inspection is performed, its cost is recognized in the carrying amount of the plant and equipment as a replacement if the recognition criteria are satisfied. All other repair and maintenance costs are recognized in surplus or deficit as incurred. Where an asset is acquired in a non-exchange transaction for nil or nominal consideration the asset is initially measured at its fair value.

f) Leases

Finance leases are leases that transfer substantially all of the risks and benefits incidental to ownership of the leased item to the Entity. Assets held under a finance lease are capitalized at the commencement of the lease at the fair value of the leased property or, if lower, at the present value of the future minimum lease payments. The Entity also recognizes the associated lease liability at the inception of the lease. The liability recognized is measured as the present value of the future minimum lease payments at initial recognition.

Subsequent to initial recognition, lease payments are apportioned between finance charges and reduction of the lease liability so as to achieve a constant rate of interest on the remaining balance of the liability. Finance charges are recognized as finance costs in surplus or deficit. An asset held under a finance lease is depreciated over the useful life of the asset. However, if there is no reasonable certainty that the Entity will obtain ownership of the asset by the end of the lease term, the asset is depreciated over the shorter of the estimated useful life of the asset and the lease term.

Operating leases are leases that do not transfer substantially all the risks and benefits incidental to ownership of the leased item to the Entity. Operating lease payments are recognized as an operating expense in surplus or deficit on a straight-line basis over the lease term.



NOTES TO THE FINANCIAL STATEMENTS (Continued)

Summary of Significant Accounting Policies (Continued)

g) Intangible assets

Intangible assets acquired separately are initially recognized at cost. The cost of intangible assets acquired in a non-exchange transaction is their fair value at the date of the exchange. Following initial recognition, intangible assets are carried at cost less any accumulated amortization and accumulated impairment losses. Internally generated intangible assets, excluding capitalized development costs, are not capitalized and expenditure is reflected in surplus or deficit in the period in which the expenditure is incurred.


The useful life of the intangible assets is assessed as either finite or indefinite.

h) Research and development costs

The Entity expenses research costs as incurred. Development costs on an individual project are recognized as intangible assets when the Entity can demonstrate:

- i) The technical feasibility of completing the asset so that the asset will be available for use or sale
- ii) Its intention to complete and its ability to use or sell the asset
- iii) How the asset will generate future economic benefits or service potential
- iv) The availability of resources to complete the asset
- v) The ability to measure reliably the expenditure during development.

Following initial recognition of an asset, the asset is carried at cost less any accumulated amortization and accumulated impairment losses. Amortization of the asset begins when development is complete and the asset is available for use. It is amortized over the period of expected future benefit. During the period of development, the asset is tested for impairment annually with any impairment losses recognized immediately in surplus or deficit.



NOTES TO THE FINANCIAL STATEMENTS (Continued)

Summary of Significant Accounting Policies (Continued)

i) Financial instruments

a) Financial assets

Initial recognition and measurement


Financial assets within the scope of IPSAS 29 Financial Instruments: Recognition and Measurement are classified as financial assets at fair value through surplus or deficit, loans and receivables, held-to-maturity investments or available-for-sale financial assets, as appropriate. The Entity determines the classification of its financial assets at initial recognition.

Loans and receivables

Loans and receivables are non-derivative financial assets with fixed or determinable payments that are not quoted in an active market. After initial measurement, such financial assets are subsequently measured at amortized cost using the effective interest method, less impairment. Amortized cost is calculated by taking into account any discount or premium on acquisition and fees or costs that are an integral part of the effective interest rate. Losses arising from impairment are recognized in the surplus or deficit.

Held-to-maturity.

Non-derivative financial assets with fixed or determinable payments and fixed maturities are classified as held to maturity when the Entity has the positive intention and ability to hold it to maturity. After initial measurement, held-to-maturity investments are measured at amortized cost using the effective interest method, less impairment. Amortized cost is calculated by taking into account any discount or premium on acquisition and fees or costs that are an integral part of the effective interest rate. The losses arising from impairment are recognized in surplus or deficit.



NOTES TO THE FINANCIAL STATEMENTS (Continued)

Summary of Significant Accounting Policies (Continued)

Impairment of financial assets

The Entity assesses at each reporting date whether there is objective evidence that a financial asset or an entity of financial assets is impaired. A financial asset or a entity of financial assets is deemed to be impaired if, and only if, there is objective evidence of impairment as a result of one or more events that has occurred after the initial recognition of the asset (an incurred 'loss event') and that loss event has an impact on the estimated future cash flows of the financial asset or the entity of financial assets that can be reliably estimated. Evidence of impairment may include the following indicators:

- i) The debtors or an entity of debtors are experiencing significant financial difficulty.
- ii) Default or delinquency in interest or principal payments
- iii) The probability that debtors will enter bankruptcy or other financial reorganization.
- iv) Observable data indicates a measurable decrease in estimated future cash flows (e.g., changes in arrears or economic conditions that correlate with defaults)

b) Financial liabilities

Initial recognition and measurement

Financial liabilities within the scope of IPSAS 29 are classified as financial liabilities at fair value through surplus or deficit or loans and borrowings, as appropriate. The Entity determines the classification of its financial liabilities at initial recognition. All financial liabilities are recognized initially at fair value and, in the case of loans and borrowings, plus directly attributable transaction costs.

Loans and borrowing

After initial recognition, interest bearing loans and borrowings are subsequently measured at amortized cost using the effective interest method. Gains and losses are recognized in surplus or deficit when the liabilities are derecognized as well as through the effective interest method amortization process. Amortized cost is calculated by taking into account any



Office of the director of public prosecutions Staff Mortgage and Car Loan Scheme
Reports and Financial Statements
For the year ended June 30, 2021.

NOTES TO THE FINANCIAL STATEMENTS (Continued)

Summary of Significant Accounting Policies (Continued)

discount or premium on acquisition and fees or costs that are an integral part of the effective interest rate.

j) Inventories

Inventory is measured at cost upon initial recognition. To the extent that inventory was received through non-exchange transactions (for no cost or for a nominal cost), the cost of the inventory is its fair value at the date of acquisition. Costs incurred in bringing each product to its present location and conditions are accounted for, as follows:

- i) Raw materials: purchase cost using the weighted average cost method.
- ii) Finished goods and work in progress: cost of direct materials and labour and a proportion of manufacturing overheads based on the normal operating capacity but excluding borrowing costs.

After initial recognition, inventory is measured at the lower of cost and net realizable value. However, to the extent that a class of inventory is distributed or deployed at no charge or for a nominal charge, that class of inventory is measured at the lower of cost and current replacement cost.

Net realizable value is the estimated selling price in the ordinary course of operations, less the estimated costs of completion and the estimated costs necessary to make the sale, exchange, or distribution.

Inventories are recognized as an expense when deployed for utilization or consumption in the ordinary course of operations of the Entity.

k) Provisions

Provisions are recognized when the Entity has a present obligation (legal or constructive) as a result of a past event, it is probable that an outflow of resources embodying economic benefits or service potential will be required to settle the obligation and a reliable estimate can be made of the amount of the obligation.

Where the Entity expects some or all of a provision to be reimbursed, for example, under an insurance contract, the reimbursement is recognized as a separate asset only when the



NOTES TO THE FINANCIAL STATEMENTS (Continued)

Summary of Significant Accounting Policies (Continued)

reimbursement is virtually certain. The expense relating to any provision is presented in the statement of financial performance net of any reimbursement.

l) Contingent liabilities

The Entity does not recognize a contingent liability but discloses details of any contingencies in the notes to the financial statements, unless the possibility of an outflow of resources embodying economic benefits or service potential is remote.

m) Contingent assets

The Entity does not recognize a contingent asset but discloses details of a possible asset whose existence is contingent on the occurrence or non-occurrence of one or more uncertain future events not wholly within the control of the Entity in the notes to the financial statements. Contingent assets are assessed continually to ensure that developments are appropriately reflected in the financial statements. If it has become virtually certain that an inflow of economic benefits or service potential will arise and the asset's value can be measured reliably, the asset and the related revenue are recognized in the financial statements of the period in which the change occurs.

n) Nature and purpose of reserves

The Entity creates and maintains reserves in terms of specific requirements.

o) Changes in accounting policies and estimates

The Entity recognizes the effects of changes in accounting policy retrospectively. The effects of changes in accounting policy are applied prospectively if retrospective application is impractical.



NOTES TO THE FINANCIAL STATEMENTS (Continued)

Summary of Significant Accounting Policies (Continued)

p) Employee benefits

Retirement benefit plans

The Entity provides retirement benefits for its employees and directors. Defined contribution plans are post-employment benefit plans under which an entity pays fixed contributions into a separate entity (a fund), and will have no legal or constructive obligation to pay further contributions if the fund does not hold sufficient assets to pay all employee benefits relating to employee service in the current and prior periods. The contributions to fund obligations for the payment of retirement benefits are charged against income in the year in which they become payable.


Defined benefit plans are post-employment benefit plans other than defined-contribution plans. The defined benefit funds are actuarially valued tri-annually on the projected unit credit method basis. Deficits identified are recovered through lump sum payments or increased future contributions on proportional basis to all participating employers. The contributions and lump sum payments reduce the post-employment benefit obligation.

q) Foreign currency transactions

Transactions in foreign currencies are initially accounted for at the ruling rate of exchange on the date of the transaction. Trade creditors or debtors denominated in foreign currency are reported at the statement of financial position reporting date by applying the exchange rate on that date. Exchange differences arising from the settlement of creditors, or from the reporting of creditors at rates different from those at which they were initially recorded during the period, are recognized as income or expenses in the period in which they arise.

r) Borrowing costs

Borrowing costs are capitalized against qualifying assets as part of property, plant and equipment. Such borrowing costs are capitalized over the period during which the asset is being acquired or constructed and borrowings have been incurred. Capitalization ceases when construction of the asset is complete. Further borrowing costs are charged to the statement of financial performance.



NOTES TO THE FINANCIAL STATEMENTS (Continued)

Summary of Significant Accounting Policies (Continued)

s) Related parties

The Entity regards a related party as a person or an entity with the ability to exert control individually or jointly, or to exercise significant influence over the Entity, or vice versa. Members of key management are regarded as related parties and comprise the directors, the CEO and senior managers.

t) Service concession arrangements

The Entity analyses all aspects of service concession arrangements that it enters into in determining the appropriate accounting treatment and disclosure requirements. In particular, where a private party contributes an asset to the arrangement, the Entity recognizes that asset when, and only when, it controls or regulates the services the operator must provide together with the asset, to whom it must provide them, and at what price.

In the case of assets other than 'whole-of-life' assets, it controls, through ownership, beneficial entitlement or otherwise – any significant residual interest in the asset at the end of the arrangement. Any assets so recognized are measured at their fair value. To the extent that an asset has been recognized, the Entity also recognizes a corresponding liability, adjusted by a cash consideration paid or received.

u) Cash and cash equivalents

Cash and cash equivalents comprise cash on hand and cash at bank, short-term deposits on call and highly liquid investments with an original maturity of three months or less, which are readily convertible to known amounts of cash and are subject to insignificant risk of changes in value. Bank account balances include amounts held at the Central Bank of Kenya and at various commercial banks at the end of the financial year. For the purposes of these financial statements, cash and cash equivalents also include short term cash imprests and advances to authorised public officers and/or institutions which were not surrendered or accounted for at the end of the financial year.



NOTES TO THE FINANCIAL STATEMENTS (Continued)

Summary of Significant Accounting Policies (Continued)

v) Comparative figures

Where necessary comparative figures for the previous financial year have been amended or reconfigured to conform to the required changes in presentation.

w) Subsequent events

There have been no events subsequent to the financial year end with a significant impact on the financial statements for the year ended June 30, 2021.

5. Significant Judgments and Sources of Estimation Uncertainty

The preparation of the Entity's financial statements in conformity with IPSAS requires management to make judgments, estimates and assumptions that affect the reported amounts of revenues, expenses, assets and liabilities, and the disclosure of contingent liabilities, at the end of the reporting period. However, uncertainty about these assumptions and estimates could result in outcomes that require a material adjustment to the carrying amount of the asset or liability affected in future periods. State all judgements, estimates and assumptions made

Estimates and assumptions

The key assumptions concerning the future and other key sources of estimation uncertainty at the reporting date, that have a significant risk of causing a material adjustment to the carrying amounts of assets and liabilities within the next financial year, are described below. The Entity based its assumptions and estimates on parameters available when the consolidated financial statements were prepared. However, existing circumstances and assumptions about future developments may change due to market changes or circumstances arising beyond the control of the Entity. Such changes are reflected in the assumptions when they occur. IPSAS 1.140



NOTES TO THE FINANCIAL STATEMENTS (Continued)

Significant Judgments and Sources of Estimation Uncertainty (Continued)

Useful lives and residual values

The useful lives and residual values of assets are assessed using the following indicators to inform potential future use and value from disposal:

- a. The condition of the asset based on the assessment of experts employed by the Entity.
- b. The nature of the asset, its susceptibility and adaptability to changes in technology and processes.
- c. The nature of the processes in which the asset is deployed.
- d. Availability of funding to replace the asset.
- e. Changes in the market in relation to the asset

Provisions

Provisions were raised and management determined an estimate based on the information available.

Provisions are measured at the management's best estimate of the expenditure required to settle the obligation at the reporting date, and are discounted to present value where the effect is material.



Office of the director of public prosecutions Staff Mortgage and Car Loan Scheme
Reports and Financial Statements
For the year ended June 30, 2021.


NOTES TO THE FINANCIAL STATEMENTS (Continued)

1. INTEREST INCOME

| Description | 2020-2021 KSh | 2019-2020 KSh |
|--|------------------|------------------|
| Interest income from car loan (3%) | 1,712,931 | 1,168,807 |
| Interest Income from Mortgage loans (3%) | 7,223,577 | 3,946,570 |
| Other interest income | | |
| | | |
| TOTAL | 8,936,509 | 5,115,377 |

2. LOAN ADMINISTRATIVE EXPENSES

| Description | 2020-2021 KSh | 2019-2020 KSh |
|---------------------------|------------------|------------------|
| 3% Commission to the Bank | 8,936,509 | 5,115,377 |
| | | |
| | | |
| | | |
| TOTAL | 8,936,509 | 5,115,377 |



Office of the director of public prosecutions Staff Mortgage and Car Loan Scheme
Reports and Financial Statements
For the year ended June 30, 2021.

NOTES TO THE FINANCIAL STATEMENTS (Continued)

3. CASH AND CASH EQUIVALENT


| Description | 2020-2021 | 2019-2020 |
|-------------------------------|--------------------|--------------------|
| | K\$ | K\$ |
| Consolidated Car Loan Account | 44,878,633 | 45,518,289 |
| Consolidated Mortgage Account | 100,647,678 | 127,830,956 |
| | | |
| Total | 145,526,311 | 173,349,245 |

4. PRINCIPLE PAID

| Description | 2020-2021 | 2019-2020 |
|-------------------------------------|-------------------|-------------------|
| | K\$ | K\$ |
| Principal recovered (car loan) | 15,680,344 | 9,672,783 |
| Principal recovered (Mortgage loan) | 10,726,167 | 5,937,653 |
| TOTAL | 26,406,511 | 15,610,436 |

5. CURRENT PORTION OF LONG TERM RECEIVABLES

| Description | 2020-2021 | 2019-2020 |
|--------------|-------------------|-------------------|
| | K\$ | K\$ |
| Car | 18,753,779 | 12,048,900 |
| Mortgage | 11,700,705 | 7,470,294 |
| | | |
| Total | 30,454,484 | 19,519,194 |



Office of the director of public prosecutions Staff Mortgage and Car Loan Scheme
Reports and Financial Statements
For the year ended June 30, 2021.

NOTES TO THE FINANCIAL STATEMENTS (Continued)

6. LONG TERM RECEIVABLES STAFF MORTGAGE AND CAR LOAN

| | 2020-2021 | 2019-2020 |
|--------------|--------------------|--------------------|
| | Kshs | Kshs |
| Car | 41,367,588 | 32,432,814 |
| Mortgage | 254,651,617 | 154,698,750 |
| Total | 296,019,205 | 187,131,561 |

7. TRANSFER TO REVOLVING FUND

| | 2020-2021 | 2019-2020 |
|---------------------|-------------------|--------------------|
| | Kshs | Kshs |
| Staff car loan | 15,000,000 | 15,000,000 |
| Staff mortgage Loan | 77,000,000 | 115,000,000 |
| Totals | 92,000,000 | 130,000,000 |

8. LOAN DISBURSED

| | 2020-2021 | 2019-2020 |
|---------------------|--------------------|--------------------|
| | Kshs | Kshs |
| Staff car loan | 31,320,000 | 20,500,000 |
| Staff mortgage Loan | 114,909,444 | 83,800,000 |
| | | |
| Totals | 146,229,444 | 104,300,000 |



Office of the director of public prosecutions Staff Mortgage and Car Loan Scheme
Reports and Financial Statements
For the year ended June 30, 2021.

APPENDIX 1: PROGRESS ON FOLLOW UP OF AUDITOR RECOMMENDATIONS

The following is the summary of issues raised by the external auditor, and management comments that were provided to the auditor.

| Paragraph No. on the external audit Report | Issue / Observations from Auditor | Management comments | Status (Resolved / Not Resolved) | Timeframe (Put a date when you expect the issue to be resolved) |
|---|--|----------------------------|---|--|
| | | | | |
| | | | | |
| | | | | |
| | | | | |
| | | | | |




Office of the director of public prosecutions Staff Mortgage and Car Loan Scheme
 Reports and Financial Statements
 For the year ended June 30, 2021.

APPENDIX II: INTER-ENTITY TRANSFERS

| Office of the director of public prosecutions Staff Mortgage and Car Loan Scheme | | | | |
|--|---------------------|----------------------------|----------------------|--|
| Break down of Transfers from the Office of the director of public prosecutions | | | | |
| FY 2020/2021 | | | | |
| a. | Revolving Fund | | | |
| | | <u>Bank Statement Date</u> | <u>Amount (KShs)</u> | <u>Indicate the FY to which the amounts relate</u> |
| | Staff car loan | 25.05.2021 | 15,000,000 | 2020-2021 |
| | Staff mortgage Loan | 25.05.2021 | 77,000,000 | 2020-2021 |
| | | | | |
| | | Total | 92,000,000 | |


The above amounts have been communicated to and reconciled with the parent Ministry



Fund Administrator

Name: Mr. Noordin M. Haji, CBS, OGW


Date: 21/11/2022



Head of Accounts

Name: Zuwena Zainabu


Date: 21/11/2022



Chairperson of the Fund

Name: Mrs. Dorcas Oduor, EBS, OGW

Date: 21/11/2022



REPUBLIC OF KENYA

BANK RECONCILIATION- CAR LOAN

AS 30TH JU JUNE 2021

Station

| | | | |
|---|---------------|--|---------------|
| Balance as per Bank Certificate .. | | | 32,850,887.55 |
| Less _ | | | |
| 1. Payments in Cash Book not yet recorded in Bank (Unpresented Ch | 1,000,000.00 | | |
| 2. Receipts in Bank Statements not yet recorded in Cash Book .. | 19,465,887.55 | | 20,465,887.55 |
| Add _ | | | |
| 3. Payments in Bank Statement not yet recorded in Cash Book .. | | | |
| 4. Receipts in Cash Book not yet recorded in Bank Statements | 32,493,633.11 | | 32,493,633.11 |
| Bank Balance as per Cash Book | | | 44,878,633.11 |


I Certify that I have verified the Bank Balance in the Cash Book with the Bank Statement and that the above Reconciliation is Correct.

Reconciled by Idris Martin Signature [Signature] Date 04/08/2022


Approved by Zuwani Karaka Signature [Signature] Date 04/08/2022




| PAYMENTS IN CASHBOOK NOT IN BANK AS 30TH JUNE 2021 | | | |
|--|---------|------------------------|---------------|
| DATE | CHQ.NO. | PAYEE | AMOUNT |
| 01.02.2021 | | MAUREEN WAMBUI | 1,000,000.00 |
| | | | 1,000,000.00 |
| RECEIPTS IN BANK NOT IN CASHBOOK | | | |
| DATE | CHQ.NO. | PAYEE | AMOUNT |
| 10.04.2019 | | PRINCIPAL RECEIPT | 4,349,086.00 |
| 21.07.2020 | | PRINCIPAL RECEIPT | 11,525,193.55 |
| 12.01.2021 | | | 3,591,608.00 |
| | | | 19,465,887.55 |
| PAYMENTS IN BANK NOT IN CASH BOOK | | | |
| DATE | CHQ.NO. | PAYEE | AMOUNT |
| | | | - |
| RECEIPTS IN CASHBOOK NOT IN BANK STATEMENT | | | |
| DATE | CHQ.NO. | PAYEE | AMOUNT |
| Nov-17 | | WILLIAM KABUGI MUCHINA | 20,109.30 |
| Dec-17 | | WILLIAM KABUGI MUCHINA | 20,159.57 |
| Jan-18 | | WILLIAM KABUGI MUCHINA | 20,209.97 |
| Feb-18 | | WILLIAM KABUGI MUCHINA | 20,260.49 |
| Mar-18 | | WILLIAM KABUGI MUCHINA | 20,311.15 |
| Apr-18 | | WILLIAM KABUGI MUCHINA | 20,361.92 |
| May-18 | | WILLIAM KABUGI MUCHINA | 20,412.83 |
| Jun-18 | | WILLIAM KABUGI MUCHINA | 20,463.86 |
| Jul-18 | | WILLIAM KABUGI MUCHINA | 20,515.02 |
| Aug-18 | | WILLIAM KABUGI MUCHINA | 20,566.31 |
| Sep-18 | | WILLIAM KABUGI MUCHINA | 20,617.72 |
| Oct-18 | | WILLIAM KABUGI MUCHINA | 20,669.27 |
| Nov-18 | | WILLIAM KABUGI MUCHINA | 20,720.94 |
| Dec-18 | | WILLIAM KABUGI MUCHINA | 20,772.74 |
| Jan-19 | | WILLIAM KABUGI MUCHINA | 20,824.68 |
| Feb-19 | | WILLIAM KABUGI MUCHINA | 20,876.74 |
| Mar-19 | | WILLIAM KABUGI MUCHINA | 20,928.93 |
| Apr-19 | | WILLIAM KABUGI MUCHINA | 20,981.25 |
| May-19 | | WILLIAM KABUGI MUCHINA | 21,033.70 |
| Jun-19 | | WILLIAM KABUGI MUCHINA | 21,086.29 |
| Jul-19 | | WILLIAM KABUGI MUCHINA | 21,139.00 |
| Aug-19 | | WILLIAM KABUGI MUCHINA | 21,191.85 |
| Sep-19 | | WILLIAM KABUGI MUCHINA | 21,244.83 |
| Oct-19 | | WILLIAM KABUGI MUCHINA | 21,297.94 |
| Nov-19 | | WILLIAM KABUGI MUCHINA | 21,351.19 |
| Dec-19 | | WILLIAM KABUGI MUCHINA | 21,404.57 |
| Jan-20 | | WILLIAM KABUGI MUCHINA | 21,458.08 |
| Feb-20 | | WILLIAM KABUGI MUCHINA | 21,511.72 |
| Mar-20 | | WILLIAM KABUGI MUCHINA | 21,565.50 |
| Apr-20 | | WILLIAM KABUGI MUCHINA | 21,619.42 |
| May-20 | | WILLIAM KABUGI MUCHINA | 21,673.46 |
| Jun-20 | | WILLIAM KABUGI MUCHINA | 21,727.65 |
| Jul-20 | | WILLIAM KABUGI MUCHINA | 21,781.97 |
| Aug-20 | | WILLIAM KABUGI MUCHINA | 21,836.42 |
| Sep-20 | | WILLIAM KABUGI MUCHINA | 21,891.01 |
| Oct-20 | | WILLIAM KABUGI MUCHINA | 21,945.74 |
| Nov-20 | | WILLIAM KABUGI MUCHINA | 22,000.61 |
| Dec-20 | | WILLIAM KABUGI MUCHINA | 22,055.61 |
| Jan-21 | | WILLIAM KABUGI MUCHINA | 22,110.75 |




| | | |
|--------|------------------------|-----------|
| Feb-21 | WILLIAM KABUGI MUCHINA | 22,166.02 |
| Mar-21 | WILLIAM KABUGI MUCHINA | 22,221.44 |
| Apr-21 | WILLIAM KABUGI MUCHINA | 22,276.99 |
| May-21 | WILLIAM KABUGI MUCHINA | 22,332.68 |
| Jun-21 | WILLIAM KABUGI MUCHINA | 22,388.52 |
| Jan-18 | ISAAC KIMUTAI TALAI | 15,468.69 |
| Feb-18 | ISAAC KIMUTAI TALAI | 15,507.36 |
| Mar-18 | ISAAC KIMUTAI TALAI | 15,546.13 |
| Apr-18 | ISAAC KIMUTAI TALAI | 15,585.00 |
| May-18 | ISAAC KIMUTAI TALAI | 15,623.96 |
| Jun-18 | ISAAC KIMUTAI TALAI | 15,663.02 |
| Jul-18 | ISAAC KIMUTAI TALAI | 15,702.18 |
| Aug-18 | ISAAC KIMUTAI TALAI | 15,741.43 |
| Sep-18 | ISAAC KIMUTAI TALAI | 15,780.79 |
| Oct-18 | ISAAC KIMUTAI TALAI | 15,820.24 |
| Nov-18 | ISAAC KIMUTAI TALAI | 15,859.79 |
| Dec-18 | ISAAC KIMUTAI TALAI | 15,899.44 |
| Jan-19 | ISAAC KIMUTAI TALAI | 15,939.19 |
| Feb-19 | ISAAC KIMUTAI TALAI | 15,979.03 |
| Mar-19 | ISAAC KIMUTAI TALAI | 16,018.98 |
| Apr-19 | ISAAC KIMUTAI TALAI | 16,059.03 |
| May-19 | ISAAC KIMUTAI TALAI | 16,099.18 |
| Jun-19 | ISAAC KIMUTAI TALAI | 16,139.42 |
| Jul-19 | ISAAC KIMUTAI TALAI | 16,179.77 |
| Aug-19 | ISAAC KIMUTAI TALAI | 16,220.22 |
| Sep-19 | ISAAC KIMUTAI TALAI | 16,260.77 |
| Oct-19 | ISAAC KIMUTAI TALAI | 16,301.42 |
| Nov-19 | ISAAC KIMUTAI TALAI | 16,342.18 |
| Dec-19 | ISAAC KIMUTAI TALAI | 16,383.03 |
| Jan-20 | ISAAC KIMUTAI TALAI | 16,423.99 |
| Feb-20 | ISAAC KIMUTAI TALAI | 16,465.05 |
| Mar-20 | ISAAC KIMUTAI TALAI | 16,506.21 |
| Apr-20 | ISAAC KIMUTAI TALAI | 16,547.48 |
| May-20 | ISAAC KIMUTAI TALAI | 16,588.85 |
| Jun-20 | ISAAC KIMUTAI TALAI | 16,630.32 |
| Jul-20 | ISAAC KIMUTAI TALAI | 16,671.90 |
| Aug-20 | ISAAC KIMUTAI TALAI | 16,713.58 |
| Sep-20 | ISAAC KIMUTAI TALAI | 16,755.36 |
| Oct-20 | ISAAC KIMUTAI TALAI | 16,797.25 |
| Nov-20 | ISAAC KIMUTAI TALAI | 16,839.24 |
| Dec-20 | ISAAC KIMUTAI TALAI | 16,881.34 |
| Jan-21 | ISAAC KIMUTAI TALAI | 16,923.54 |
| Feb-21 | ISAAC KIMUTAI TALAI | 16,965.85 |
| Mar-21 | ISAAC KIMUTAI TALAI | 17,008.27 |
| Apr-21 | ISAAC KIMUTAI TALAI | 17,050.79 |
| May-21 | ISAAC KIMUTAI TALAI | 17,093.41 |
| Jun-21 | ISAAC KIMUTAI TALAI | 17,136.15 |
| Feb-18 | ANNETTE WANGIA | 13,148.39 |
| Mar-18 | ANNETTE WANGIA | 13,181.26 |
| Apr-18 | ANNETTE WANGIA | 13,214.21 |
| May-18 | ANNETTE WANGIA | 13,247.25 |
| Jun-18 | ANNETTE WANGIA | 13,280.36 |
| Jul-18 | ANNETTE WANGIA | 13,313.57 |
| Aug-18 | ANNETTE WANGIA | 13,346.85 |
| Sep-18 | ANNETTE WANGIA | 13,380.22 |
| Oct-18 | ANNETTE WANGIA | 13,413.67 |
| Nov-18 | ANNETTE WANGIA | 13,447.20 |
| Dec-18 | ANNETTE WANGIA | 13,480.82 |
| Jan-19 | ANNETTE WANGIA | 13,514.52 |
| Feb-19 | ANNETTE WANGIA | 13,548.31 |
| Mar-19 | ANNETTE WANGIA | 13,582.18 |
| Apr-19 | ANNETTE WANGIA | 13,616.13 |




| | | |
|--------|-----------------------|-----------|
| May-19 | ANNETTE WANGIA | 13,650.17 |
| Jun-19 | ANNETTE WANGIA | 13,684.30 |
| Jul-19 | ANNETTE WANGIA | 13,718.51 |
| Aug-19 | ANNETTE WANGIA | 13,752.81 |
| Sep-19 | ANNETTE WANGIA | 13,787.19 |
| Oct-19 | ANNETTE WANGIA | 13,821.66 |
| Nov-19 | ANNETTE WANGIA | 13,856.21 |
| Dec-19 | ANNETTE WANGIA | 13,890.85 |
| Jan-20 | ANNETTE WANGIA | 13,925.58 |
| Feb-20 | ANNETTE WANGIA | 13,960.39 |
| Mar-20 | ANNETTE WANGIA | 13,995.29 |
| Apr-20 | ANNETTE WANGIA | 14,030.28 |
| May-20 | ANNETTE WANGIA | 14,065.36 |
| Jun-20 | ANNETTE WANGIA | 14,100.52 |
| Jul-20 | ANNETTE WANGIA | 14,135.77 |
| Aug-20 | ANNETTE WANGIA | 14,171.11 |
| Sep-20 | ANNETTE WANGIA | 14,206.54 |
| Oct-20 | ANNETTE WANGIA | 14,242.06 |
| Nov-20 | ANNETTE WANGIA | 14,277.66 |
| Dec-20 | ANNETTE WANGIA | 14,313.36 |
| Jan-21 | ANNETTE WANGIA | 14,349.14 |
| Feb-21 | ANNETTE WANGIA | 14,385.01 |
| Mar-21 | ANNETTE WANGIA | 14,420.97 |
| Apr-21 | ANNETTE WANGIA | 14,457.03 |
| May-21 | ANNETTE WANGIA | 14,493.17 |
| Jun-21 | ANNETTE WANGIA | 14,529.40 |
| Feb-18 | JULIET ADHIAMBO ASIYO | 17,015.56 |
| Mar-18 | JULIET ADHIAMBO ASIYO | 17,058.10 |
| Apr-18 | JULIET ADHIAMBO ASIYO | 17,100.74 |
| May-18 | JULIET ADHIAMBO ASIYO | 17,143.50 |
| Jun-18 | JULIET ADHIAMBO ASIYO | 17,186.35 |
| Jul-18 | JULIET ADHIAMBO ASIYO | 17,229.32 |
| Aug-18 | JULIET ADHIAMBO ASIYO | 17,272.39 |
| Sep-18 | JULIET ADHIAMBO ASIYO | 17,315.57 |
| Oct-18 | JULIET ADHIAMBO ASIYO | 17,358.86 |
| Nov-18 | JULIET ADHIAMBO ASIYO | 17,402.26 |
| Dec-18 | JULIET ADHIAMBO ASIYO | 17,445.77 |
| Jan-19 | JULIET ADHIAMBO ASIYO | 17,489.38 |
| Feb-19 | JULIET ADHIAMBO ASIYO | 17,533.10 |
| Mar-19 | JULIET ADHIAMBO ASIYO | 17,576.94 |
| Apr-19 | JULIET ADHIAMBO ASIYO | 17,620.88 |
| May-19 | JULIET ADHIAMBO ASIYO | 17,664.93 |
| Jun-19 | JULIET ADHIAMBO ASIYO | 17,709.09 |
| Jul-19 | JULIET ADHIAMBO ASIYO | 17,753.37 |
| Aug-19 | JULIET ADHIAMBO ASIYO | 17,797.75 |
| Sep-19 | JULIET ADHIAMBO ASIYO | 17,842.24 |
| Oct-19 | JULIET ADHIAMBO ASIYO | 17,886.85 |
| Nov-19 | JULIET ADHIAMBO ASIYO | 17,931.57 |
| Dec-19 | JULIET ADHIAMBO ASIYO | 17,976.40 |
| Jan-20 | JULIET ADHIAMBO ASIYO | 18,021.34 |
| Feb-20 | JULIET ADHIAMBO ASIYO | 18,066.39 |
| Mar-20 | JULIET ADHIAMBO ASIYO | 18,111.56 |
| Apr-20 | JULIET ADHIAMBO ASIYO | 18,156.84 |
| May-20 | JULIET ADHIAMBO ASIYO | 18,202.23 |
| Jun-20 | JULIET ADHIAMBO ASIYO | 18,247.73 |
| Jul-20 | JULIET ADHIAMBO ASIYO | 18,293.35 |
| Aug-20 | JULIET ADHIAMBO ASIYO | 18,339.09 |
| Sep-20 | JULIET ADHIAMBO ASIYO | 18,384.93 |
| Oct-20 | JULIET ADHIAMBO ASIYO | 18,430.90 |
| Nov-20 | JULIET ADHIAMBO ASIYO | 18,476.97 |
| Dec-20 | JULIET ADHIAMBO ASIYO | 18,523.17 |
| Jan-21 | JULIET ADHIAMBO ASIYO | 18,569.47 |




| | | |
|--------|-----------------------|-----------|
| Feb-21 | JULIET ADHIAMBO ASIYO | 18,615.90 |
| Mar-21 | JULIET ADHIAMBO ASIYO | 18,662.44 |
| Apr-21 | JULIET ADHIAMBO ASIYO | 18,709.09 |
| May-21 | JULIET ADHIAMBO ASIYO | 18,755.87 |
| Jun-21 | JULIET ADHIAMBO ASIYO | 18,802.76 |
| Feb-18 | EDNA NTABO OSOBE | 23,203.04 |
| Mar-18 | EDNA NTABO OSOBE | 23,261.04 |
| Apr-18 | EDNA NTABO OSOBE | 23,319.20 |
| May-18 | EDNA NTABO OSOBE | 23,377.49 |
| Jun-18 | EDNA NTABO OSOBE | 23,435.94 |
| Jul-18 | EDNA NTABO OSOBE | 23,494.53 |
| Aug-18 | EDNA NTABO OSOBE | 23,553.26 |
| Sep-18 | EDNA NTABO OSOBE | 23,612.15 |
| Oct-18 | EDNA NTABO OSOBE | 23,671.18 |
| Nov-18 | EDNA NTABO OSOBE | 23,730.36 |
| Dec-18 | EDNA NTABO OSOBE | 23,789.68 |
| Jan-19 | EDNA NTABO OSOBE | 23,849.16 |
| Feb-19 | EDNA NTABO OSOBE | 23,908.78 |
| Mar-19 | EDNA NTABO OSOBE | 23,968.55 |
| Apr-19 | EDNA NTABO OSOBE | 24,028.47 |
| May-19 | EDNA NTABO OSOBE | 24,088.54 |
| Jun-19 | EDNA NTABO OSOBE | 24,148.76 |
| Jul-19 | EDNA NTABO OSOBE | 24,209.14 |
| Aug-19 | EDNA NTABO OSOBE | 24,269.66 |
| Sep-19 | EDNA NTABO OSOBE | 24,330.33 |
| Oct-19 | EDNA NTABO OSOBE | 24,391.16 |
| Nov-19 | EDNA NTABO OSOBE | 24,452.14 |
| Dec-19 | EDNA NTABO OSOBE | 24,513.27 |
| Jan-20 | EDNA NTABO OSOBE | 24,574.55 |
| Feb-20 | EDNA NTABO OSOBE | 24,635.99 |
| Mar-20 | EDNA NTABO OSOBE | 24,697.58 |
| Apr-20 | EDNA NTABO OSOBE | 24,759.32 |
| May-20 | EDNA NTABO OSOBE | 24,821.22 |
| Jun-20 | EDNA NTABO OSOBE | 24,883.27 |
| Jul-20 | EDNA NTABO OSOBE | 24,945.48 |
| Aug-20 | EDNA NTABO OSOBE | 25,007.84 |
| Sep-20 | EDNA NTABO OSOBE | 25,070.36 |
| Oct-20 | EDNA NTABO OSOBE | 25,133.04 |
| Nov-20 | EDNA NTABO OSOBE | 25,195.87 |
| Dec-20 | EDNA NTABO OSOBE | 25,258.86 |
| Jan-21 | EDNA NTABO OSOBE | 25,322.01 |
| Feb-21 | EDNA NTABO OSOBE | 25,385.31 |
| Mar-21 | EDNA NTABO OSOBE | 25,448.78 |
| Apr-21 | EDNA NTABO OSOBE | 25,512.40 |
| May-21 | EDNA NTABO OSOBE | 25,576.18 |
| Jun-21 | EDNA NTABO OSOBE | 25,640.12 |
| Feb-18 | ALEX ANYANGU AKULA | 23,203.04 |
| Mar-18 | ALEX ANYANGU AKULA | 23,261.04 |
| Apr-18 | ALEX ANYANGU AKULA | 23,319.20 |
| May-18 | ALEX ANYANGU AKULA | 23,377.49 |
| Jun-18 | ALEX ANYANGU AKULA | 23,435.94 |
| Jul-18 | ALEX ANYANGU AKULA | 23,494.53 |
| Aug-18 | ALEX ANYANGU AKULA | 23,553.26 |
| Sep-18 | ALEX ANYANGU AKULA | 23,612.15 |
| Oct-18 | ALEX ANYANGU AKULA | 23,671.18 |
| Nov-18 | ALEX ANYANGU AKULA | 23,730.36 |
| Dec-18 | ALEX ANYANGU AKULA | 23,789.68 |
| Jan-19 | ALEX ANYANGU AKULA | 23,849.16 |
| Feb-19 | ALEX ANYANGU AKULA | 23,908.78 |
| Mar-19 | ALEX ANYANGU AKULA | 23,968.55 |
| Apr-19 | ALEX ANYANGU AKULA | 24,028.47 |
| May-19 | ALEX ANYANGU AKULA | 24,088.54 |




| | | |
|--------|-----------------------|-----------|
| Jun-19 | ALEX ANYANGU AKULA | 24,148.76 |
| Jul-19 | ALEX ANYANGU AKULA | 24,209.14 |
| Aug-19 | ALEX ANYANGU AKULA | 24,269.66 |
| Sep-19 | ALEX ANYANGU AKULA | 24,330.33 |
| Oct-19 | ALEX ANYANGU AKULA | 24,391.16 |
| Nov-19 | ALEX ANYANGU AKULA | 24,452.14 |
| Dec-19 | ALEX ANYANGU AKULA | 24,513.27 |
| Jan-20 | ALEX ANYANGU AKULA | 24,574.55 |
| Feb-20 | ALEX ANYANGU AKULA | 24,635.99 |
| Mar-20 | ALEX ANYANGU AKULA | 24,697.58 |
| Apr-20 | ALEX ANYANGU AKULA | 24,759.32 |
| May-20 | ALEX ANYANGU AKULA | 24,821.22 |
| Jun-20 | ALEX ANYANGU AKULA | 24,883.27 |
| Jul-20 | ALEX ANYANGU AKULA | 24,945.48 |
| Aug-20 | ALEX ANYANGU AKULA | 25,007.84 |
| Sep-20 | ALEX ANYANGU AKULA | 25,070.36 |
| Oct-20 | ALEX ANYANGU AKULA | 25,133.04 |
| Nov-20 | ALEX ANYANGU AKULA | 25,195.87 |
| Dec-20 | ALEX ANYANGU AKULA | 25,258.86 |
| Jan-21 | ALEX ANYANGU AKULA | 25,322.01 |
| Feb-21 | ALEX ANYANGU AKULA | 25,385.31 |
| Mar-21 | ALEX ANYANGU AKULA | 25,448.78 |
| Apr-21 | ALEX ANYANGU AKULA | 25,512.40 |
| May-21 | ALEX ANYANGU AKULA | 25,576.18 |
| Jun-21 | ALEX ANYANGU AKULA | 25,640.12 |
| Apr-18 | MURIUKI EVANS GITONGA | 24,749.91 |
| May-18 | MURIUKI EVANS GITONGA | 24,811.78 |
| Jun-18 | MURIUKI EVANS GITONGA | 24,873.81 |
| Jul-18 | MURIUKI EVANS GITONGA | 24,935.99 |
| Aug-18 | MURIUKI EVANS GITONGA | 24,998.33 |
| Sep-18 | MURIUKI EVANS GITONGA | 25,060.83 |
| Oct-18 | MURIUKI EVANS GITONGA | 25,123.48 |
| Nov-18 | MURIUKI EVANS GITONGA | 25,186.29 |
| Dec-18 | MURIUKI EVANS GITONGA | 25,249.26 |
| Jan-19 | MURIUKI EVANS GITONGA | 25,312.38 |
| Feb-19 | MURIUKI EVANS GITONGA | 25,375.66 |
| Mar-19 | MURIUKI EVANS GITONGA | 25,439.10 |
| Apr-19 | MURIUKI EVANS GITONGA | 25,502.70 |
| May-19 | MURIUKI EVANS GITONGA | 25,566.45 |
| Jun-19 | MURIUKI EVANS GITONGA | 25,630.37 |
| Jul-19 | MURIUKI EVANS GITONGA | 25,694.45 |
| Aug-19 | MURIUKI EVANS GITONGA | 25,758.68 |
| Sep-19 | MURIUKI EVANS GITONGA | 25,823.08 |
| Oct-19 | MURIUKI EVANS GITONGA | 25,887.64 |
| Nov-19 | MURIUKI EVANS GITONGA | 25,952.36 |
| Dec-19 | MURIUKI EVANS GITONGA | 26,017.24 |
| Jan-20 | MURIUKI EVANS GITONGA | 26,082.28 |
| Feb-20 | MURIUKI EVANS GITONGA | 26,147.49 |
| Mar-20 | MURIUKI EVANS GITONGA | 26,212.85 |
| Apr-20 | MURIUKI EVANS GITONGA | 26,278.39 |
| May-20 | MURIUKI EVANS GITONGA | 26,344.08 |
| Jun-20 | MURIUKI EVANS GITONGA | 26,409.94 |
| Jul-20 | MURIUKI EVANS GITONGA | 26,475.97 |
| Aug-20 | MURIUKI EVANS GITONGA | 26,542.16 |
| Sep-20 | MURIUKI EVANS GITONGA | 26,608.51 |
| Oct-20 | MURIUKI EVANS GITONGA | 26,675.03 |
| Nov-20 | MURIUKI EVANS GITONGA | 26,741.72 |
| Dec-20 | MURIUKI EVANS GITONGA | 26,808.58 |
| Jan-21 | MURIUKI EVANS GITONGA | 26,875.60 |
| Feb-21 | MURIUKI EVANS GITONGA | 26,942.79 |
| Mar-21 | MURIUKI EVANS GITONGA | 27,010.14 |
| Apr-21 | MURIUKI EVANS GITONGA | 27,077.67 |




| | | |
|--------|---------------------------|-----------|
| May-21 | MURIUKI EVANS GITONGA | 27,145.36 |
| Jun-21 | MURIUKI EVANS GITONGA | 27,213.23 |
| May-18 | BONIFACE GATOBU MUTEEMBEI | 20,109.30 |
| Jun-18 | BONIFACE GATOBU MUTEEMBEI | 20,159.57 |
| Jul-18 | BONIFACE GATOBU MUTEEMBEI | 20,209.97 |
| Aug-18 | BONIFACE GATOBU MUTEEMBEI | 20,260.49 |
| Sep-18 | BONIFACE GATOBU MUTEEMBEI | 20,311.15 |
| Oct-18 | BONIFACE GATOBU MUTEEMBEI | 20,361.92 |
| Nov-18 | BONIFACE GATOBU MUTEEMBEI | 20,412.83 |
| Dec-18 | BONIFACE GATOBU MUTEEMBEI | 20,463.86 |
| Jan-19 | BONIFACE GATOBU MUTEEMBEI | 20,515.02 |
| Feb-19 | BONIFACE GATOBU MUTEEMBEI | 20,566.31 |
| Mar-19 | BONIFACE GATOBU MUTEEMBEI | 20,617.72 |
| Apr-19 | BONIFACE GATOBU MUTEEMBEI | 20,669.27 |
| May-19 | BONIFACE GATOBU MUTEEMBEI | 20,720.94 |
| Jun-19 | BONIFACE GATOBU MUTEEMBEI | 20,772.74 |
| Jul-19 | BONIFACE GATOBU MUTEEMBEI | 20,824.68 |
| Aug-19 | BONIFACE GATOBU MUTEEMBEI | 20,876.74 |
| Sep-19 | BONIFACE GATOBU MUTEEMBEI | 20,928.93 |
| Oct-19 | BONIFACE GATOBU MUTEEMBEI | 20,981.25 |
| Nov-19 | BONIFACE GATOBU MUTEEMBEI | 21,033.70 |
| Dec-19 | BONIFACE GATOBU MUTEEMBEI | 21,086.29 |
| Jan-20 | BONIFACE GATOBU MUTEEMBEI | 21,139.00 |
| Feb-20 | BONIFACE GATOBU MUTEEMBEI | 21,191.85 |
| Mar-20 | BONIFACE GATOBU MUTEEMBEI | 21,244.83 |
| Apr-20 | BONIFACE GATOBU MUTEEMBEI | 21,297.94 |
| May-20 | BONIFACE GATOBU MUTEEMBEI | 21,351.19 |
| Jun-20 | BONIFACE GATOBU MUTEEMBEI | 21,404.57 |
| Jul-20 | BONIFACE GATOBU MUTEEMBEI | 21,458.08 |
| Aug-20 | BONIFACE GATOBU MUTEEMBEI | 21,511.72 |
| Sep-20 | BONIFACE GATOBU MUTEEMBEI | 21,565.50 |
| Oct-20 | BONIFACE GATOBU MUTEEMBEI | 21,619.42 |
| Nov-20 | BONIFACE GATOBU MUTEEMBEI | 21,673.46 |
| Dec-20 | BONIFACE GATOBU MUTEEMBEI | 21,727.65 |
| Jan-21 | BONIFACE GATOBU MUTEEMBEI | 21,781.97 |
| Feb-21 | BONIFACE GATOBU MUTEEMBEI | 21,836.42 |
| Mar-21 | BONIFACE GATOBU MUTEEMBEI | 21,891.01 |
| Apr-21 | BONIFACE GATOBU MUTEEMBEI | 21,945.74 |
| May-21 | BONIFACE GATOBU MUTEEMBEI | 22,000.61 |
| Jun-21 | BONIFACE GATOBU MUTEEMBEI | 22,055.61 |
| May-18 | THYAKA SHARON NDUNGU | 23,203.04 |
| Jun-18 | THYAKA SHARON NDUNGU | 23,261.04 |
| Jul-18 | THYAKA SHARON NDUNGU | 23,319.20 |
| Aug-18 | THYAKA SHARON NDUNGU | 23,377.49 |
| Sep-18 | THYAKA SHARON NDUNGU | 23,435.94 |
| Oct-18 | THYAKA SHARON NDUNGU | 23,494.53 |
| Nov-18 | THYAKA SHARON NDUNGU | 23,553.26 |
| Dec-18 | THYAKA SHARON NDUNGU | 23,612.15 |
| Jan-19 | THYAKA SHARON NDUNGU | 23,671.18 |
| Feb-19 | THYAKA SHARON NDUNGU | 23,730.36 |
| Mar-19 | THYAKA SHARON NDUNGU | 23,789.68 |
| Apr-19 | THYAKA SHARON NDUNGU | 23,849.16 |
| May-19 | THYAKA SHARON NDUNGU | 23,908.78 |
| Jun-19 | THYAKA SHARON NDUNGU | 23,968.55 |
| Jul-19 | THYAKA SHARON NDUNGU | 24,028.47 |
| Aug-19 | THYAKA SHARON NDUNGU | 24,088.54 |
| Sep-19 | THYAKA SHARON NDUNGU | 24,148.76 |
| Oct-19 | THYAKA SHARON NDUNGU | 24,209.14 |
| Nov-19 | THYAKA SHARON NDUNGU | 24,269.66 |
| Dec-19 | THYAKA SHARON NDUNGU | 24,330.33 |
| Jan-20 | THYAKA SHARON NDUNGU | 24,391.16 |
| Feb-20 | THYAKA SHARON NDUNGU | 24,452.14 |




| | | |
|--------|----------------------|-----------|
| Mar-20 | IHYAKA SHARON NDUNGU | 24,513.27 |
| Apr-20 | IHYAKA SHARON NDUNGU | 24,574.55 |
| May-20 | IHYAKA SHARON NDUNGU | 24,635.99 |
| Jun-20 | IHYAKA SHARON NDUNGU | 24,697.58 |
| Jul-20 | IHYAKA SHARON NDUNGU | 24,759.32 |
| Aug-20 | IHYAKA SHARON NDUNGU | 24,821.22 |
| Sep-20 | IHYAKA SHARON NDUNGU | 24,883.27 |
| Oct-20 | IHYAKA SHARON NDUNGU | 24,945.48 |
| Nov-20 | IHYAKA SHARON NDUNGU | 25,007.84 |
| Dec-20 | IHYAKA SHARON NDUNGU | 25,070.36 |
| Jan-21 | IHYAKA SHARON NDUNGU | 25,133.04 |
| Feb-21 | IHYAKA SHARON NDUNGU | 25,195.87 |
| Mar-21 | IHYAKA SHARON NDUNGU | 25,258.86 |
| Apr-21 | IHYAKA SHARON NDUNGU | 25,322.01 |
| May-21 | IHYAKA SHARON NDUNGU | 25,385.31 |
| Jun-21 | IHYAKA SHARON NDUNGU | 25,448.78 |
| May-18 | ANNE MUGAMBI WANGARI | 22,429.60 |
| Jun-18 | ANNE MUGAMBI WANGARI | 22,485.68 |
| Jul-18 | ANNE MUGAMBI WANGARI | 22,541.89 |
| Aug-18 | ANNE MUGAMBI WANGARI | 22,598.24 |
| Sep-18 | ANNE MUGAMBI WANGARI | 22,654.74 |
| Oct-18 | ANNE MUGAMBI WANGARI | 22,711.38 |
| Nov-18 | ANNE MUGAMBI WANGARI | 22,768.16 |
| Dec-18 | ANNE MUGAMBI WANGARI | 22,825.08 |
| Jan-19 | ANNE MUGAMBI WANGARI | 22,882.14 |
| Feb-19 | ANNE MUGAMBI WANGARI | 22,939.34 |
| Mar-19 | ANNE MUGAMBI WANGARI | 22,996.69 |
| Apr-19 | ANNE MUGAMBI WANGARI | 23,054.18 |
| May-19 | ANNE MUGAMBI WANGARI | 23,111.82 |
| Jun-19 | ANNE MUGAMBI WANGARI | 23,169.60 |
| Jul-19 | ANNE MUGAMBI WANGARI | 23,227.52 |
| Aug-19 | ANNE MUGAMBI WANGARI | 23,285.59 |
| Sep-19 | ANNE MUGAMBI WANGARI | 23,343.81 |
| Oct-19 | ANNE MUGAMBI WANGARI | 23,402.17 |
| Nov-19 | ANNE MUGAMBI WANGARI | 23,460.67 |
| Dec-19 | ANNE MUGAMBI WANGARI | 23,519.32 |
| Jan-20 | ANNE MUGAMBI WANGARI | 23,578.12 |
| Feb-20 | ANNE MUGAMBI WANGARI | 23,637.07 |
| Mar-20 | ANNE MUGAMBI WANGARI | 23,696.16 |
| Apr-20 | ANNE MUGAMBI WANGARI | 23,755.40 |
| May-20 | ANNE MUGAMBI WANGARI | 23,814.79 |
| Jun-20 | ANNE MUGAMBI WANGARI | 23,874.32 |
| Jul-20 | ANNE MUGAMBI WANGARI | 23,934.01 |
| Aug-20 | ANNE MUGAMBI WANGARI | 23,993.85 |
| Sep-20 | ANNE MUGAMBI WANGARI | 24,053.83 |
| Oct-20 | ANNE MUGAMBI WANGARI | 24,113.96 |
| Nov-20 | ANNE MUGAMBI WANGARI | 24,174.25 |
| Dec-20 | ANNE MUGAMBI WANGARI | 24,234.68 |
| Jan-21 | ANNE MUGAMBI WANGARI | 24,295.27 |
| Feb-21 | ANNE MUGAMBI WANGARI | 24,356.01 |
| Mar-21 | ANNE MUGAMBI WANGARI | 24,416.90 |
| Apr-21 | ANNE MUGAMBI WANGARI | 24,477.94 |
| May-21 | ANNE MUGAMBI WANGARI | 24,539.14 |
| Jun-21 | ANNE MUGAMBI WANGARI | 24,600.48 |
| May-18 | GICHUHI LILIAN NJERI | 21,346.79 |
| Jun-18 | GICHUHI LILIAN NJERI | 21,400.16 |
| Jul-18 | GICHUHI LILIAN NJERI | 21,453.66 |
| Aug-18 | GICHUHI LILIAN NJERI | 21,507.29 |
| Sep-18 | GICHUHI LILIAN NJERI | 21,561.06 |
| Oct-18 | GICHUHI LILIAN NJERI | 21,614.97 |
| Nov-18 | GICHUHI LILIAN NJERI | 21,669.00 |
| Dec-18 | GICHUHI LILIAN NJERI | 21,723.18 |




| | | |
|--------|----------------------|-----------|
| Jan-19 | GICHUHI LILIAN NJERI | 21,777.48 |
| Feb-19 | GICHUHI LILIAN NJERI | 21,831.93 |
| Mar-19 | GICHUHI LILIAN NJERI | 21,886.51 |
| Apr-19 | GICHUHI LILIAN NJERI | 21,941.22 |
| May-19 | GICHUHI LILIAN NJERI | 21,996.08 |
| Jun-19 | GICHUHI LILIAN NJERI | 22,051.07 |
| Jul-19 | GICHUHI LILIAN NJERI | 22,106.19 |
| Aug-19 | GICHUHI LILIAN NJERI | 22,161.46 |
| Sep-19 | GICHUHI LILIAN NJERI | 22,216.86 |
| Oct-19 | GICHUHI LILIAN NJERI | 22,272.41 |
| Nov-19 | GICHUHI LILIAN NJERI | 22,328.09 |
| Dec-19 | GICHUHI LILIAN NJERI | 22,383.91 |
| Jan-20 | GICHUHI LILIAN NJERI | 22,439.87 |
| Feb-20 | GICHUHI LILIAN NJERI | 22,495.97 |
| Mar-20 | GICHUHI LILIAN NJERI | 22,552.21 |
| Apr-20 | GICHUHI LILIAN NJERI | 22,608.59 |
| May-20 | GICHUHI LILIAN NJERI | 22,665.11 |
| Jun-20 | GICHUHI LILIAN NJERI | 22,721.77 |
| Jul-20 | GICHUHI LILIAN NJERI | 22,778.58 |
| Aug-20 | GICHUHI LILIAN NJERI | 22,835.52 |
| Sep-20 | GICHUHI LILIAN NJERI | 22,892.61 |
| Oct-20 | GICHUHI LILIAN NJERI | 22,949.84 |
| Nov-20 | GICHUHI LILIAN NJERI | 23,007.22 |
| Dec-20 | GICHUHI LILIAN NJERI | 23,064.73 |
| Jan-21 | GICHUHI LILIAN NJERI | 23,122.40 |
| Feb-21 | GICHUHI LILIAN NJERI | 23,180.20 |
| Mar-21 | GICHUHI LILIAN NJERI | 23,238.15 |
| Apr-21 | GICHUHI LILIAN NJERI | 23,296.25 |
| May-21 | GICHUHI LILIAN NJERI | 23,354.49 |
| Jun-21 | GICHUHI LILIAN NJERI | 23,412.88 |
| Jul-18 | JAMES OPUNDO | 24,749.91 |
| Aug-18 | JAMES OPUNDO | 24,811.78 |
| Sep-18 | JAMES OPUNDO | 24,873.81 |
| Oct-18 | JAMES OPUNDO | 24,935.99 |
| Nov-18 | JAMES OPUNDO | 24,998.33 |
| Dec-18 | JAMES OPUNDO | 25,060.83 |
| Jan-19 | JAMES OPUNDO | 25,123.48 |
| Feb-19 | JAMES OPUNDO | 25,186.29 |
| Mar-19 | JAMES OPUNDO | 25,249.26 |
| Apr-19 | JAMES OPUNDO | 25,312.38 |
| May-19 | JAMES OPUNDO | 25,375.66 |
| Jun-19 | JAMES OPUNDO | 25,439.10 |
| Jul-19 | JAMES OPUNDO | 25,502.70 |
| Aug-19 | JAMES OPUNDO | 25,566.45 |
| Sep-19 | JAMES OPUNDO | 25,630.37 |
| Oct-19 | JAMES OPUNDO | 25,694.45 |
| Nov-19 | JAMES OPUNDO | 25,758.68 |
| Dec-19 | JAMES OPUNDO | 25,823.08 |
| Jan-20 | JAMES OPUNDO | 25,887.64 |
| Feb-20 | JAMES OPUNDO | 25,952.36 |
| Mar-20 | JAMES OPUNDO | 26,017.24 |
| Apr-20 | JAMES OPUNDO | 26,082.28 |
| May-20 | JAMES OPUNDO | 26,147.49 |
| Jun-20 | JAMES OPUNDO | 26,212.85 |
| Jul-20 | JAMES OPUNDO | 26,278.39 |
| Aug-20 | JAMES OPUNDO | 26,344.08 |
| Sep-20 | JAMES OPUNDO | 26,409.94 |
| Oct-20 | JAMES OPUNDO | 26,475.97 |
| Nov-20 | JAMES OPUNDO | 26,542.16 |
| Dec-20 | JAMES OPUNDO | 26,608.51 |
| Jan-21 | JAMES OPUNDO | 26,675.03 |
| Feb-21 | JAMES OPUNDO | 26,741.72 |




| | | |
|--------|----------------------|-----------|
| Mar-21 | JAMES OPUNDO | 26,808.58 |
| Apr-21 | JAMES OPUNDO | 26,875.60 |
| May-21 | JAMES OPUNDO | 26,942.79 |
| Jun-21 | JAMES OPUNDO | 27,010.14 |
| Jul-18 | BIDEN WANGECHI | 18,562.43 |
| Aug-18 | BIDEN WANGECHI | 18,608.83 |
| Sep-18 | BIDEN WANGECHI | 18,655.36 |
| Oct-18 | BIDEN WANGECHI | 18,702.00 |
| Nov-18 | BIDEN WANGECHI | 18,748.75 |
| Dec-18 | BIDEN WANGECHI | 18,795.62 |
| Jan-19 | BIDEN WANGECHI | 18,842.61 |
| Feb-19 | BIDEN WANGECHI | 18,889.72 |
| Mar-19 | BIDEN WANGECHI | 18,936.94 |
| Apr-19 | BIDEN WANGECHI | 18,984.28 |
| May-19 | BIDEN WANGECHI | 19,031.75 |
| Jun-19 | BIDEN WANGECHI | 19,079.32 |
| Jul-19 | BIDEN WANGECHI | 19,127.02 |
| Aug-19 | BIDEN WANGECHI | 19,174.84 |
| Sep-19 | BIDEN WANGECHI | 19,222.78 |
| Oct-19 | BIDEN WANGECHI | 19,270.83 |
| Nov-19 | BIDEN WANGECHI | 19,319.01 |
| Dec-19 | BIDEN WANGECHI | 19,367.31 |
| Jan-20 | BIDEN WANGECHI | 19,415.73 |
| Feb-20 | BIDEN WANGECHI | 19,464.27 |
| Mar-20 | BIDEN WANGECHI | 19,512.93 |
| Apr-20 | BIDEN WANGECHI | 19,561.71 |
| May-20 | BIDEN WANGECHI | 19,610.61 |
| Jun-20 | BIDEN WANGECHI | 19,659.64 |
| Jul-20 | BIDEN WANGECHI | 19,708.79 |
| Aug-20 | BIDEN WANGECHI | 19,758.06 |
| Sep-20 | BIDEN WANGECHI | 19,807.46 |
| Oct-20 | BIDEN WANGECHI | 19,856.98 |
| Nov-20 | BIDEN WANGECHI | 19,906.62 |
| Dec-20 | BIDEN WANGECHI | 19,956.38 |
| Jan-21 | BIDEN WANGECHI | 20,006.28 |
| Feb-21 | BIDEN WANGECHI | 20,056.29 |
| Mar-21 | BIDEN WANGECHI | 20,106.43 |
| Apr-21 | BIDEN WANGECHI | 20,156.70 |
| May-21 | BIDEN WANGECHI | 20,207.09 |
| Jun-21 | BIDEN WANGECHI | 20,257.61 |
| Jul-18 | MARY NYAMBURA KINYUA | 11,137.46 |
| Aug-18 | MARY NYAMBURA KINYUA | 11,165.30 |
| Sep-18 | MARY NYAMBURA KINYUA | 11,193.21 |
| Oct-18 | MARY NYAMBURA KINYUA | 11,221.20 |
| Nov-18 | MARY NYAMBURA KINYUA | 11,249.25 |
| Dec-18 | MARY NYAMBURA KINYUA | 11,277.37 |
| Jan-19 | MARY NYAMBURA KINYUA | 11,305.57 |
| Feb-19 | MARY NYAMBURA KINYUA | 11,333.83 |
| Mar-19 | MARY NYAMBURA KINYUA | 11,362.17 |
| Apr-19 | MARY NYAMBURA KINYUA | 11,390.57 |
| May-19 | MARY NYAMBURA KINYUA | 11,419.05 |
| Jun-19 | MARY NYAMBURA KINYUA | 11,447.59 |
| Jul-19 | MARY NYAMBURA KINYUA | 11,476.21 |
| Aug-19 | MARY NYAMBURA KINYUA | 11,504.90 |
| Sep-19 | MARY NYAMBURA KINYUA | 11,533.67 |
| Oct-19 | MARY NYAMBURA KINYUA | 11,562.50 |
| Nov-19 | MARY NYAMBURA KINYUA | 11,591.41 |
| Dec-19 | MARY NYAMBURA KINYUA | 11,620.39 |
| Jan-20 | MARY NYAMBURA KINYUA | 11,649.44 |
| Feb-20 | MARY NYAMBURA KINYUA | 11,678.56 |
| Mar-20 | MARY NYAMBURA KINYUA | 11,707.76 |
| Apr-20 | MARY NYAMBURA KINYUA | 11,737.03 |




| | | |
|--------|--------------------------|-----------|
| May-20 | MARY NYAMBURA KINYUA | 11,766.37 |
| Jun-20 | MARY NYAMBURA KINYUA | 11,795.78 |
| Jul-20 | MARY NYAMBURA KINYUA | 11,825.27 |
| Aug-20 | MARY NYAMBURA KINYUA | 11,854.84 |
| Sep-20 | MARY NYAMBURA KINYUA | 11,884.47 |
| Oct-20 | MARY NYAMBURA KINYUA | 11,914.19 |
| Nov-20 | MARY NYAMBURA KINYUA | 11,943.97 |
| Dec-20 | MARY NYAMBURA KINYUA | 11,973.83 |
| Jan-21 | MARY NYAMBURA KINYUA | 12,003.77 |
| Feb-21 | MARY NYAMBURA KINYUA | 12,033.77 |
| Mar-21 | MARY NYAMBURA KINYUA | 12,063.86 |
| Apr-21 | MARY NYAMBURA KINYUA | 12,094.02 |
| May-21 | MARY NYAMBURA KINYUA | 12,124.25 |
| Jun-21 | MARY NYAMBURA KINYUA | 12,154.56 |
| Jul-18 | DORCAS AGIK ADUOR | 61,874.76 |
| Aug-18 | DORCAS AGIK ADUOR | 62,029.45 |
| Sep-18 | DORCAS AGIK ADUOR | 62,184.52 |
| Oct-18 | DORCAS AGIK ADUOR | 62,339.98 |
| Nov-18 | DORCAS AGIK ADUOR | 62,495.83 |
| Dec-18 | DORCAS AGIK ADUOR | 62,652.07 |
| Jan-19 | DORCAS AGIK ADUOR | 62,808.70 |
| Feb-19 | DORCAS AGIK ADUOR | 62,965.73 |
| Mar-19 | DORCAS AGIK ADUOR | 63,123.14 |
| Apr-19 | DORCAS AGIK ADUOR | 63,280.95 |
| May-19 | DORCAS AGIK ADUOR | 63,439.15 |
| Jun-19 | DORCAS AGIK ADUOR | 63,597.75 |
| Jul-19 | DORCAS AGIK ADUOR | 63,756.74 |
| Aug-19 | DORCAS AGIK ADUOR | 63,916.13 |
| Sep-19 | DORCAS AGIK ADUOR | 64,075.92 |
| Oct-19 | DORCAS AGIK ADUOR | 64,236.11 |
| Nov-19 | DORCAS AGIK ADUOR | 64,396.71 |
| Dec-19 | DORCAS AGIK ADUOR | 64,557.70 |
| Jan-20 | DORCAS AGIK ADUOR | 64,719.09 |
| Feb-20 | DORCAS AGIK ADUOR | 64,880.89 |
| Mar-20 | DORCAS AGIK ADUOR | 65,043.09 |
| Apr-20 | DORCAS AGIK ADUOR | 65,205.70 |
| May-20 | DORCAS AGIK ADUOR | 65,368.71 |
| Jun-20 | DORCAS AGIK ADUOR | 65,532.13 |
| Jul-20 | DORCAS AGIK ADUOR | 65,695.97 |
| Aug-20 | DORCAS AGIK ADUOR | 65,860.21 |
| Sep-20 | DORCAS AGIK ADUOR | 66,024.86 |
| Oct-20 | DORCAS AGIK ADUOR | 66,189.92 |
| Nov-20 | DORCAS AGIK ADUOR | 66,355.39 |
| Dec-20 | DORCAS AGIK ADUOR | 66,521.28 |
| Jan-21 | DORCAS AGIK ADUOR | 66,687.58 |
| Feb-21 | DORCAS AGIK ADUOR | 66,854.30 |
| Mar-21 | DORCAS AGIK ADUOR | 67,021.44 |
| Apr-21 | DORCAS AGIK ADUOR | 67,188.99 |
| May-21 | DORCAS AGIK ADUOR | 67,356.96 |
| Jun-21 | DORCAS AGIK ADUOR | 67,525.36 |
| Oct-18 | MUTHONI MILLICENT KAGIRA | 22,816.32 |
| Nov-18 | MUTHONI MILLICENT KAGIRA | 22,873.36 |
| Dec-18 | MUTHONI MILLICENT KAGIRA | 22,930.54 |
| Jan-19 | MUTHONI MILLICENT KAGIRA | 22,987.87 |
| Feb-19 | MUTHONI MILLICENT KAGIRA | 23,045.34 |
| Mar-19 | MUTHONI MILLICENT KAGIRA | 23,102.95 |
| Apr-19 | MUTHONI MILLICENT KAGIRA | 23,160.71 |
| May-19 | MUTHONI MILLICENT KAGIRA | 23,218.61 |
| Jun-19 | MUTHONI MILLICENT KAGIRA | 23,276.66 |
| Jul-19 | MUTHONI MILLICENT KAGIRA | 23,334.85 |
| Aug-19 | MUTHONI MILLICENT KAGIRA | 23,393.19 |
| Sep-19 | MUTHONI MILLICENT KAGIRA | 23,451.67 |



| | | |
|--------|--------------------------|-----------|
| Oct-19 | MUTHONI MILLICENT KAGIRA | 23,510.30 |
| Nov-19 | MUTHONI MILLICENT KAGIRA | 23,569.07 |
| Dec-19 | MUTHONI MILLICENT KAGIRA | 23,628.00 |
| Jan-20 | MUTHONI MILLICENT KAGIRA | 23,687.07 |
| Feb-20 | MUTHONI MILLICENT KAGIRA | 23,746.28 |
| Mar-20 | MUTHONI MILLICENT KAGIRA | 23,805.65 |
| Apr-20 | MUTHONI MILLICENT KAGIRA | 23,865.16 |
| May-20 | MUTHONI MILLICENT KAGIRA | 23,924.83 |
| Jun-20 | MUTHONI MILLICENT KAGIRA | 23,984.64 |
| Jul-20 | MUTHONI MILLICENT KAGIRA | 24,044.60 |
| Aug-20 | MUTHONI MILLICENT KAGIRA | 24,104.71 |
| Sep-20 | MUTHONI MILLICENT KAGIRA | 24,164.97 |
| Oct-20 | MUTHONI MILLICENT KAGIRA | 24,225.39 |
| Nov-20 | MUTHONI MILLICENT KAGIRA | 24,285.95 |
| Dec-20 | MUTHONI MILLICENT KAGIRA | 24,346.67 |
| Jan-21 | MUTHONI MILLICENT KAGIRA | 24,407.53 |
| Feb-21 | MUTHONI MILLICENT KAGIRA | 24,468.55 |
| Mar-21 | MUTHONI MILLICENT KAGIRA | 24,529.72 |
| Apr-21 | MUTHONI MILLICENT KAGIRA | 24,591.05 |
| May-21 | MUTHONI MILLICENT KAGIRA | 24,652.52 |
| Jun-21 | MUTHONI MILLICENT KAGIRA | 24,714.16 |
| Oct-18 | SILVESTER GITHAIGA THUO | 23,203.04 |
| Nov-18 | SILVESTER GITHAIGA THUO | 23,261.04 |
| Dec-18 | SILVESTER GITHAIGA THUO | 23,319.20 |
| Jan-19 | SILVESTER GITHAIGA THUO | 23,377.49 |
| Feb-19 | SILVESTER GITHAIGA THUO | 23,435.94 |
| Mar-19 | SILVESTER GITHAIGA THUO | 23,494.53 |
| Apr-19 | SILVESTER GITHAIGA THUO | 23,553.26 |
| May-19 | SILVESTER GITHAIGA THUO | 23,612.15 |
| Jun-19 | SILVESTER GITHAIGA THUO | 23,671.18 |
| Jul-19 | SILVESTER GITHAIGA THUO | 23,730.36 |
| Aug-19 | SILVESTER GITHAIGA THUO | 23,789.68 |
| Sep-19 | SILVESTER GITHAIGA THUO | 23,849.16 |
| Oct-19 | SILVESTER GITHAIGA THUO | 23,908.78 |
| Nov-19 | SILVESTER GITHAIGA THUO | 23,968.55 |
| Dec-19 | SILVESTER GITHAIGA THUO | 24,028.47 |
| Jan-20 | SILVESTER GITHAIGA THUO | 24,088.54 |
| Feb-20 | SILVESTER GITHAIGA THUO | 24,148.76 |
| Mar-20 | SILVESTER GITHAIGA THUO | 24,209.14 |
| Apr-20 | SILVESTER GITHAIGA THUO | 24,269.66 |
| May-20 | SILVESTER GITHAIGA THUO | 24,330.33 |
| Jun-20 | SILVESTER GITHAIGA THUO | 24,391.16 |
| Jul-20 | SILVESTER GITHAIGA THUO | 24,452.14 |
| Aug-20 | SILVESTER GITHAIGA THUO | 24,513.27 |
| Sep-20 | SILVESTER GITHAIGA THUO | 24,574.55 |
| Oct-20 | SILVESTER GITHAIGA THUO | 24,635.99 |
| Nov-20 | SILVESTER GITHAIGA THUO | 24,697.58 |
| Dec-20 | SILVESTER GITHAIGA THUO | 24,759.32 |
| Jan-21 | SILVESTER GITHAIGA THUO | 24,821.22 |
| Feb-21 | SILVESTER GITHAIGA THUO | 24,883.27 |
| Mar-21 | SILVESTER GITHAIGA THUO | 24,945.48 |
| Apr-21 | SILVESTER GITHAIGA THUO | 25,007.84 |
| May-21 | SILVESTER GITHAIGA THUO | 25,070.36 |
| Jun-21 | SILVESTER GITHAIGA THUO | 25,133.04 |
| Oct-18 | NICHOLAS MUTUKU | 61,875 |
| Nov-18 | NICHOLAS MUTUKU | 62,029 |
| Dec-18 | NICHOLAS MUTUKU | 62,185 |
| Jan-19 | NICHOLAS MUTUKU | 62,340 |
| Feb-19 | NICHOLAS MUTUKU | 62,496 |
| Mar-19 | NICHOLAS MUTUKU | 62,652 |
| Apr-19 | NICHOLAS MUTUKU | 62,809 |
| May-19 | NICHOLAS MUTUKU | 62,966 |




| | | |
|--------|-----------------------|-----------|
| Jun-19 | NICHOLAS MUTUKU | 63,123 |
| Jul-19 | NICHOLAS MUTUKU | 63,281 |
| Aug-19 | NICHOLAS MUTUKU | 63,439 |
| Sep-19 | NICHOLAS MUTUKU | 63,598 |
| Oct-19 | NICHOLAS MUTUKU | 63,757 |
| Nov-19 | NICHOLAS MUTUKU | 63,916 |
| Dec-19 | NICHOLAS MUTUKU | 64,076 |
| Jan-20 | NICHOLAS MUTUKU | 64,236 |
| Feb-20 | NICHOLAS MUTUKU | 64,397 |
| Mar-20 | NICHOLAS MUTUKU | 64,558 |
| Apr-20 | NICHOLAS MUTUKU | 64,719 |
| May-20 | NICHOLAS MUTUKU | 64,881 |
| Jun-20 | NICHOLAS MUTUKU | 65,043 |
| Jul-20 | NICHOLAS MUTUKU | 65,206 |
| Aug-20 | NICHOLAS MUTUKU | 65,369 |
| Sep-20 | NICHOLAS MUTUKU | 65,532 |
| Oct-20 | NICHOLAS MUTUKU | 65,696 |
| Nov-20 | NICHOLAS MUTUKU | 65,860 |
| Dec-20 | NICHOLAS MUTUKU | 66,025 |
| Jan-21 | NICHOLAS MUTUKU | 66,190 |
| Feb-21 | NICHOLAS MUTUKU | 66,355 |
| Mar-21 | NICHOLAS MUTUKU | 66,521 |
| Apr-21 | NICHOLAS MUTUKU | 66,688 |
| May-21 | NICHOLAS MUTUKU | 66,854 |
| Jun-21 | NICHOLAS MUTUKU | 67,021 |
| Oct-18 | JAMES MCHIRA NGUNJU | 23,203.04 |
| Nov-18 | JAMES MCHIRA NGUNJU | 23,261.04 |
| Dec-18 | JAMES MCHIRA NGUNJU | 23,319.20 |
| Jan-19 | JAMES MCHIRA NGUNJU | 23,377.49 |
| Feb-19 | JAMES MCHIRA NGUNJU | 23,435.94 |
| Mar-19 | JAMES MCHIRA NGUNJU | 23,494.53 |
| Apr-19 | JAMES MCHIRA NGUNJU | 23,553.26 |
| May-19 | JAMES MCHIRA NGUNJU | 23,612.15 |
| Jun-19 | JAMES MCHIRA NGUNJU | 23,671.18 |
| Jul-19 | JAMES MCHIRA NGUNJU | 23,730.36 |
| Aug-19 | JAMES MCHIRA NGUNJU | 23,789.68 |
| Sep-19 | JAMES MCHIRA NGUNJU | 23,849.16 |
| Oct-19 | JAMES MCHIRA NGUNJU | 23,908.78 |
| Nov-19 | JAMES MCHIRA NGUNJU | 23,968.55 |
| Dec-19 | JAMES MCHIRA NGUNJU | 24,028.47 |
| Jan-20 | JAMES MCHIRA NGUNJU | 24,088.54 |
| Feb-20 | JAMES MCHIRA NGUNJU | 24,148.76 |
| Mar-20 | JAMES MCHIRA NGUNJU | 24,209.14 |
| Apr-20 | JAMES MCHIRA NGUNJU | 24,269.66 |
| May-20 | JAMES MCHIRA NGUNJU | 24,330.33 |
| Jun-20 | JAMES MCHIRA NGUNJU | 24,391.16 |
| Jul-20 | JAMES MCHIRA NGUNJU | 24,452.14 |
| Aug-20 | JAMES MCHIRA NGUNJU | 24,513.27 |
| Sep-20 | JAMES MCHIRA NGUNJU | 24,574.55 |
| Oct-20 | JAMES MCHIRA NGUNJU | 24,635.99 |
| Nov-20 | JAMES MCHIRA NGUNJU | 24,697.58 |
| Dec-20 | JAMES MCHIRA NGUNJU | 24,759.32 |
| Jan-21 | JAMES MCHIRA NGUNJU | 24,821.22 |
| Feb-21 | JAMES MCHIRA NGUNJU | 24,883.27 |
| Mar-21 | JAMES MCHIRA NGUNJU | 24,945.48 |
| Apr-21 | JAMES MCHIRA NGUNJU | 25,007.84 |
| May-21 | JAMES MCHIRA NGUNJU | 25,070.36 |
| Jun-21 | JAMES MCHIRA NGUNJU | 25,133.04 |
| Oct-18 | JOYCE WANGARE SERLING | 23,203.04 |
| Nov-18 | JOYCE WANGARE SERLING | 23,261.04 |
| Dec-18 | JOYCE WANGARE SERLING | 23,319.20 |
| Jan-19 | JOYCE WANGARE SERLING | 23,377.49 |




| | | |
|--------|------------------------|-----------|
| Feb-19 | JOYCE WANGARE SERLING | 23,435.94 |
| Mar-19 | JOYCE WANGARE SERLING | 23,494.53 |
| Apr-19 | JOYCE WANGARE SERLING | 23,553.26 |
| May-19 | JOYCE WANGARE SERLING | 23,612.15 |
| Jun-19 | JOYCE WANGARE SERLING | 23,671.18 |
| Jul-19 | JOYCE WANGARE SERLING | 23,730.36 |
| Aug-19 | JOYCE WANGARE SERLING | 23,789.68 |
| Sep-19 | JOYCE WANGARE SERLING | 23,849.16 |
| Oct-19 | JOYCE WANGARE SERLING | 23,908.78 |
| Nov-19 | JOYCE WANGARE SERLING | 23,968.55 |
| Dec-19 | JOYCE WANGARE SERLING | 24,028.47 |
| Jan-20 | JOYCE WANGARE SERLING | 24,088.54 |
| Feb-20 | JOYCE WANGARE SERLING | 24,148.76 |
| Mar-20 | JOYCE WANGARE SERLING | 24,209.14 |
| Apr-20 | JOYCE WANGARE SERLING | 24,269.66 |
| May-20 | JOYCE WANGARE SERLING | 24,330.33 |
| Jun-20 | JOYCE WANGARE SERLING | 24,391.16 |
| Jul-20 | JOYCE WANGARE SERLING | 24,452.14 |
| Aug-20 | JOYCE WANGARE SERLING | 24,513.27 |
| Sep-20 | JOYCE WANGARE SERLING | 24,574.55 |
| Oct-20 | JOYCE WANGARE SERLING | 24,635.99 |
| Nov-20 | JOYCE WANGARE SERLING | 24,697.58 |
| Dec-20 | JOYCE WANGARE SERLING | 24,759.32 |
| Jan-21 | JOYCE WANGARE SERLING | 24,821.22 |
| Feb-21 | JOYCE WANGARE SERLING | 24,883.27 |
| Mar-21 | JOYCE WANGARE SERLING | 24,945.48 |
| Apr-21 | JOYCE WANGARE SERLING | 25,007.84 |
| May-21 | JOYCE WANGARE SERLING | 25,070.36 |
| Jun-21 | JOYCE WANGARE SERLING | 25,133.04 |
| Oct-18 | JUSTUS OCHIENG OCHENGO | 16,242.13 |
| Nov-18 | JUSTUS OCHIENG OCHENGO | 16,282.73 |
| Dec-18 | JUSTUS OCHIENG OCHENGO | 16,323.44 |
| Jan-19 | JUSTUS OCHIENG OCHENGO | 16,364.25 |
| Feb-19 | JUSTUS OCHIENG OCHENGO | 16,405.16 |
| Mar-19 | JUSTUS OCHIENG OCHENGO | 16,446.17 |
| Apr-19 | JUSTUS OCHIENG OCHENGO | 16,487.28 |
| May-19 | JUSTUS OCHIENG OCHENGO | 16,528.50 |
| Jun-19 | JUSTUS OCHIENG OCHENGO | 16,569.82 |
| Jul-19 | JUSTUS OCHIENG OCHENGO | 16,611.25 |
| Aug-19 | JUSTUS OCHIENG OCHENGO | 16,652.78 |
| Sep-19 | JUSTUS OCHIENG OCHENGO | 16,694.41 |
| Oct-19 | JUSTUS OCHIENG OCHENGO | 16,736.14 |
| Nov-19 | JUSTUS OCHIENG OCHENGO | 16,777.99 |
| Dec-19 | JUSTUS OCHIENG OCHENGO | 16,819.93 |
| Jan-20 | JUSTUS OCHIENG OCHENGO | 16,861.98 |
| Feb-20 | JUSTUS OCHIENG OCHENGO | 16,904.14 |
| Mar-20 | JUSTUS OCHIENG OCHENGO | 16,946.40 |
| Apr-20 | JUSTUS OCHIENG OCHENGO | 16,988.76 |
| May-20 | JUSTUS OCHIENG OCHENGO | 17,031.23 |
| Jun-20 | JUSTUS OCHIENG OCHENGO | 17,073.81 |
| Jul-20 | JUSTUS OCHIENG OCHENGO | 17,116.50 |
| Aug-20 | JUSTUS OCHIENG OCHENGO | 17,159.29 |
| Sep-20 | JUSTUS OCHIENG OCHENGO | 17,202.19 |
| Oct-20 | JUSTUS OCHIENG OCHENGO | 17,245.19 |
| Nov-20 | JUSTUS OCHIENG OCHENGO | 17,288.30 |
| Dec-20 | JUSTUS OCHIENG OCHENGO | 17,331.52 |
| Jan-21 | JUSTUS OCHIENG OCHENGO | 17,374.85 |
| Feb-21 | JUSTUS OCHIENG OCHENGO | 17,418.29 |
| Mar-21 | JUSTUS OCHIENG OCHENGO | 17,461.84 |
| Apr-21 | JUSTUS OCHIENG OCHENGO | 17,505.49 |
| May-21 | JUSTUS OCHIENG OCHENGO | 17,549.25 |
| Jun-21 | JUSTUS OCHIENG OCHENGO | 17,593.13 |



| | | |
|--------|------------------------|-----------|
| Jan-19 | LUCAS KIPKOSGEI | 19,335.86 |
| Feb-19 | LUCAS KIPKOSGEI | 19,384.20 |
| Mar-19 | LUCAS KIPKOSGEI | 19,432.66 |
| Apr-19 | LUCAS KIPKOSGEI | 19,481.25 |
| May-19 | LUCAS KIPKOSGEI | 19,529.95 |
| Jun-19 | LUCAS KIPKOSGEI | 19,578.77 |
| Jul-19 | LUCAS KIPKOSGEI | 19,627.72 |
| Aug-19 | LUCAS KIPKOSGEI | 19,676.79 |
| Sep-19 | LUCAS KIPKOSGEI | 19,725.98 |
| Oct-19 | LUCAS KIPKOSGEI | 19,775.30 |
| Nov-19 | LUCAS KIPKOSGEI | 19,824.73 |
| Dec-19 | LUCAS KIPKOSGEI | 19,874.30 |
| Jan-20 | LUCAS KIPKOSGEI | 19,923.98 |
| Feb-20 | LUCAS KIPKOSGEI | 19,973.79 |
| Mar-20 | LUCAS KIPKOSGEI | 20,023.73 |
| Apr-20 | LUCAS KIPKOSGEI | 20,073.79 |
| May-20 | LUCAS KIPKOSGEI | 20,123.97 |
| Jun-20 | LUCAS KIPKOSGEI | 20,174.28 |
| Jul-20 | LUCAS KIPKOSGEI | 20,224.72 |
| Aug-20 | LUCAS KIPKOSGEI | 20,275.28 |
| Sep-20 | LUCAS KIPKOSGEI | 20,325.97 |
| Oct-20 | LUCAS KIPKOSGEI | 20,376.78 |
| Nov-20 | LUCAS KIPKOSGEI | 20,427.72 |
| Dec-20 | LUCAS KIPKOSGEI | 20,478.79 |
| Jan-21 | LUCAS KIPKOSGEI | 20,529.99 |
| Feb-21 | LUCAS KIPKOSGEI | 20,581.31 |
| Mar-21 | LUCAS KIPKOSGEI | 20,632.77 |
| Apr-21 | LUCAS KIPKOSGEI | 20,684.35 |
| May-21 | LUCAS KIPKOSGEI | 20,736.06 |
| Jun-21 | LUCAS KIPKOSGEI | 20,787.90 |
| Jan-19 | WESLEY MBUNYA NYAMACHE | 23,203.04 |
| Feb-19 | WESLEY MBUNYA NYAMACHE | 23,261.04 |
| Mar-19 | WESLEY MBUNYA NYAMACHE | 23,319.20 |
| Apr-19 | WESLEY MBUNYA NYAMACHE | 23,377.49 |
| May-19 | WESLEY MBUNYA NYAMACHE | 23,435.94 |
| Jun-19 | WESLEY MBUNYA NYAMACHE | 23,494.53 |
| Jul-19 | WESLEY MBUNYA NYAMACHE | 23,553.26 |
| Aug-19 | WESLEY MBUNYA NYAMACHE | 23,612.15 |
| Sep-19 | WESLEY MBUNYA NYAMACHE | 23,671.18 |
| Oct-19 | WESLEY MBUNYA NYAMACHE | 23,730.36 |
| Nov-19 | WESLEY MBUNYA NYAMACHE | 23,789.68 |
| Dec-19 | WESLEY MBUNYA NYAMACHE | 23,849.16 |
| Jan-20 | WESLEY MBUNYA NYAMACHE | 23,908.78 |
| Feb-20 | WESLEY MBUNYA NYAMACHE | 23,968.55 |
| Mar-20 | WESLEY MBUNYA NYAMACHE | 24,028.47 |
| Apr-20 | WESLEY MBUNYA NYAMACHE | 24,088.54 |
| May-20 | WESLEY MBUNYA NYAMACHE | 24,148.76 |
| Jun-20 | WESLEY MBUNYA NYAMACHE | 24,209.14 |
| Jul-20 | WESLEY MBUNYA NYAMACHE | 24,269.66 |
| Aug-20 | WESLEY MBUNYA NYAMACHE | 24,330.33 |
| Sep-20 | WESLEY MBUNYA NYAMACHE | 24,391.16 |
| Oct-20 | WESLEY MBUNYA NYAMACHE | 24,452.14 |
| Nov-20 | WESLEY MBUNYA NYAMACHE | 24,513.27 |
| Dec-20 | WESLEY MBUNYA NYAMACHE | 24,574.55 |
| Jan-21 | WESLEY MBUNYA NYAMACHE | 24,635.99 |
| Feb-21 | WESLEY MBUNYA NYAMACHE | 24,697.58 |
| Mar-21 | WESLEY MBUNYA NYAMACHE | 24,759.32 |
| Apr-21 | WESLEY MBUNYA NYAMACHE | 24,821.22 |
| May-21 | WESLEY MBUNYA NYAMACHE | 24,883.27 |
| Jun-21 | WESLEY MBUNYA NYAMACHE | 24,945.48 |
| Apr-19 | MARY ASAVA MUDEMBA | 17,788.99 |
| May-19 | MARY ASAVA MUDEMBA | 17,833.47 |




| | | |
|--------|-------------------------|-----------|
| Jun-19 | MARY ASAVA MUDEMBA | 17,878.05 |
| Jul-19 | MARY ASAVA MUDEMBA | 17,922.75 |
| Aug-19 | MARY ASAVA MUDEMBA | 17,967.55 |
| Sep-19 | MARY ASAVA MUDEMBA | 18,012.47 |
| Oct-19 | MARY ASAVA MUDEMBA | 18,057.50 |
| Nov-19 | MARY ASAVA MUDEMBA | 18,102.65 |
| Dec-19 | MARY ASAVA MUDEMBA | 18,147.90 |
| Jan-20 | MARY ASAVA MUDEMBA | 18,193.27 |
| Feb-20 | MARY ASAVA MUDEMBA | 18,238.76 |
| Mar-20 | MARY ASAVA MUDEMBA | 18,284.35 |
| Apr-20 | MARY ASAVA MUDEMBA | 18,330.06 |
| May-20 | MARY ASAVA MUDEMBA | 18,375.89 |
| Jun-20 | MARY ASAVA MUDEMBA | 18,421.83 |
| Jul-20 | MARY ASAVA MUDEMBA | 18,467.88 |
| Aug-20 | MARY ASAVA MUDEMBA | 18,514.05 |
| Sep-20 | MARY ASAVA MUDEMBA | 18,560.34 |
| Oct-20 | MARY ASAVA MUDEMBA | 18,606.74 |
| Nov-20 | MARY ASAVA MUDEMBA | 18,653.26 |
| Dec-20 | MARY ASAVA MUDEMBA | 18,699.89 |
| Jan-21 | MARY ASAVA MUDEMBA | 18,746.64 |
| Feb-21 | MARY ASAVA MUDEMBA | 18,793.50 |
| Mar-21 | MARY ASAVA MUDEMBA | 18,840.49 |
| Apr-21 | MARY ASAVA MUDEMBA | 18,887.59 |
| May-21 | MARY ASAVA MUDEMBA | 18,934.81 |
| Jun-21 | MARY ASAVA MUDEMBA | 18,982.15 |
| Apr-19 | JUDITH AYUMA MUKOYA | 45,632.64 |
| May-19 | JUDITH AYUMA MUKOYA | 45,746.72 |
| Jun-19 | JUDITH AYUMA MUKOYA | 45,861.09 |
| Jul-19 | JUDITH AYUMA MUKOYA | 45,975.74 |
| Aug-19 | JUDITH AYUMA MUKOYA | 46,090.68 |
| Sep-19 | JUDITH AYUMA MUKOYA | 46,205.90 |
| Oct-19 | JUDITH AYUMA MUKOYA | 46,321.42 |
| Nov-19 | JUDITH AYUMA MUKOYA | 46,437.22 |
| Dec-19 | JUDITH AYUMA MUKOYA | 46,553.32 |
| Jan-20 | JUDITH AYUMA MUKOYA | 46,669.70 |
| Feb-20 | JUDITH AYUMA MUKOYA | 46,786.37 |
| Mar-20 | JUDITH AYUMA MUKOYA | 46,903.34 |
| Apr-20 | JUDITH AYUMA MUKOYA | 47,020.60 |
| May-20 | JUDITH AYUMA MUKOYA | 47,138.15 |
| Jun-20 | JUDITH AYUMA MUKOYA | 47,255.99 |
| Jul-20 | JUDITH AYUMA MUKOYA | 47,374.13 |
| Aug-20 | JUDITH AYUMA MUKOYA | 47,492.57 |
| Sep-20 | JUDITH AYUMA MUKOYA | 47,611.30 |
| Oct-20 | JUDITH AYUMA MUKOYA | 47,730.33 |
| Nov-20 | JUDITH AYUMA MUKOYA | 47,849.66 |
| Dec-20 | JUDITH AYUMA MUKOYA | 47,969.28 |
| Jan-21 | JUDITH AYUMA MUKOYA | 48,089.20 |
| Feb-21 | JUDITH AYUMA MUKOYA | 48,209.43 |
| Mar-21 | JUDITH AYUMA MUKOYA | 48,329.95 |
| Apr-21 | JUDITH AYUMA MUKOYA | 48,450.77 |
| May-21 | JUDITH AYUMA MUKOYA | 48,571.90 |
| Jun-21 | JUDITH AYUMA MUKOYA | 48,693.33 |
| Jan-19 | SHIRLEY KEBUT CHEPKONGA | 14,231.20 |
| Feb-19 | SHIRLEY KEBUT CHEPKONGA | 14,266.77 |
| Mar-19 | SHIRLEY KEBUT CHEPKONGA | 14,302.44 |
| Apr-19 | SHIRLEY KEBUT CHEPKONGA | 14,338.20 |
| May-19 | SHIRLEY KEBUT CHEPKONGA | 14,374.04 |
| Jun-19 | SHIRLEY KEBUT CHEPKONGA | 14,409.98 |
| Jul-19 | SHIRLEY KEBUT CHEPKONGA | 14,446.00 |
| Aug-19 | SHIRLEY KEBUT CHEPKONGA | 14,482.12 |
| Sep-19 | SHIRLEY KEBUT CHEPKONGA | 14,518.32 |
| Oct-19 | SHIRLEY KEBUT CHEPKONGA | 14,554.62 |



| | | |
|--------|-------------------------|-----------|
| Nov-19 | SHIRLEY KEBUT CHEPKONGA | 14,591.00 |
| Dec-19 | SHIRLEY KEBUT CHEPKONGA | 14,627.48 |
| Jan-20 | SHIRLEY KEBUT CHEPKONGA | 14,664.05 |
| Feb-20 | SHIRLEY KEBUT CHEPKONGA | 14,700.71 |
| Mar-20 | SHIRLEY KEBUT CHEPKONGA | 14,737.46 |
| Apr-20 | SHIRLEY KEBUT CHEPKONGA | 14,774.31 |
| May-20 | SHIRLEY KEBUT CHEPKONGA | 14,811.24 |
| Jun-20 | SHIRLEY KEBUT CHEPKONGA | 14,848.27 |
| Jul-20 | SHIRLEY KEBUT CHEPKONGA | 14,885.39 |
| Aug-20 | SHIRLEY KEBUT CHEPKONGA | 14,922.60 |
| Sep-20 | SHIRLEY KEBUT CHEPKONGA | 14,959.91 |
| Oct-20 | SHIRLEY KEBUT CHEPKONGA | 14,997.31 |
| Nov-20 | SHIRLEY KEBUT CHEPKONGA | 15,034.80 |
| Dec-20 | SHIRLEY KEBUT CHEPKONGA | 15,072.39 |
| Jan-21 | SHIRLEY KEBUT CHEPKONGA | 15,110.07 |
| Feb-21 | SHIRLEY KEBUT CHEPKONGA | 15,147.85 |
| Mar-21 | SHIRLEY KEBUT CHEPKONGA | 15,185.72 |
| Apr-21 | SHIRLEY KEBUT CHEPKONGA | 15,223.68 |
| May-21 | SHIRLEY KEBUT CHEPKONGA | 15,261.74 |
| Jun-21 | SHIRLEY KEBUT CHEPKONGA | 15,299.89 |
| Aug-19 | KIPTOO JACKILNE JEMUTAI | 25,059.28 |
| Sep-19 | KIPTOO JACKILNE JEMUTAI | 25,121.93 |
| Oct-19 | KIPTOO JACKILNE JEMUTAI | 25,184.73 |
| Nov-19 | KIPTOO JACKILNE JEMUTAI | 25,247.69 |
| Dec-19 | KIPTOO JACKILNE JEMUTAI | 25,310.81 |
| Jan-20 | KIPTOO JACKILNE JEMUTAI | 25,374.09 |
| Feb-20 | KIPTOO JACKILNE JEMUTAI | 25,437.53 |
| Mar-20 | KIPTOO JACKILNE JEMUTAI | 25,501.12 |
| Apr-20 | KIPTOO JACKILNE JEMUTAI | 25,564.87 |
| May-20 | KIPTOO JACKILNE JEMUTAI | 25,628.78 |
| Jun-20 | KIPTOO JACKILNE JEMUTAI | 25,692.86 |
| Jul-20 | KIPTOO JACKILNE JEMUTAI | 25,757.09 |
| Aug-20 | KIPTOO JACKILNE JEMUTAI | 25,821.48 |
| Sep-20 | KIPTOO JACKILNE JEMUTAI | 25,886.03 |
| Oct-20 | KIPTOO JACKILNE JEMUTAI | 25,950.75 |
| Nov-20 | KIPTOO JACKILNE JEMUTAI | 26,015.63 |
| Dec-20 | KIPTOO JACKILNE JEMUTAI | 26,080.67 |
| Jan-21 | KIPTOO JACKILNE JEMUTAI | 26,145.87 |
| Feb-21 | KIPTOO JACKILNE JEMUTAI | 26,211.23 |
| Mar-21 | KIPTOO JACKILNE JEMUTAI | 26,276.76 |
| Apr-21 | KIPTOO JACKILNE JEMUTAI | 26,342.45 |
| May-21 | KIPTOO JACKILNE JEMUTAI | 26,408.31 |
| Jun-21 | KIPTOO JACKILNE JEMUTAI | 26,474.33 |
| Jul-19 | BRIAN AYODO | 21,039.74 |
| Aug-19 | BRIAN AYODO | 21,092.34 |
| Sep-19 | BRIAN AYODO | 21,145.07 |
| Oct-19 | BRIAN AYODO | 21,197.94 |
| Nov-19 | BRIAN AYODO | 21,250.93 |
| Dec-19 | BRIAN AYODO | 21,304.06 |
| Jan-20 | BRIAN AYODO | 21,357.32 |
| Feb-20 | BRIAN AYODO | 21,410.71 |
| Mar-20 | BRIAN AYODO | 21,464.24 |
| Apr-20 | BRIAN AYODO | 21,517.90 |
| May-20 | BRIAN AYODO | 21,571.70 |
| Jun-20 | BRIAN AYODO | 21,625.62 |
| Jul-20 | BRIAN AYODO | 21,679.69 |
| Aug-20 | BRIAN AYODO | 21,733.89 |
| Sep-20 | BRIAN AYODO | 21,788.22 |
| Oct-20 | BRIAN AYODO | 21,842.69 |
| Nov-20 | BRIAN AYODO | 21,897.30 |
| Dec-20 | BRIAN AYODO | 21,952.04 |
| Jan-21 | BRIAN AYODO | 22,006.92 |




| | | |
|--------|------------------|-----------|
| Feb-21 | BRIAN AYODO | 22,061.94 |
| Mar-21 | BRIAN AYODO | 22,117.10 |
| Apr-21 | BRIAN AYODO | 22,172.39 |
| May-21 | BRIAN AYODO | 22,227.82 |
| Jun-21 | BRIAN AYODO | 22,283.39 |
| Nov-19 | SUSAN LEWA | 20,109.30 |
| Dec-19 | SUSAN LEWA | 20,159.57 |
| Jan-20 | SUSAN LEWA | 20,209.97 |
| Feb-20 | SUSAN LEWA | 20,260.49 |
| Mar-20 | SUSAN LEWA | 20,311.15 |
| Apr-20 | SUSAN LEWA | 20,361.92 |
| May-20 | SUSAN LEWA | 20,412.83 |
| Jun-20 | SUSAN LEWA | 20,463.86 |
| Jul-20 | SUSAN LEWA | 20,515.02 |
| Aug-20 | SUSAN LEWA | 20,566.31 |
| Sep-20 | SUSAN LEWA | 20,617.72 |
| Oct-20 | SUSAN LEWA | 20,669.27 |
| Nov-20 | SUSAN LEWA | 20,720.94 |
| Dec-20 | SUSAN LEWA | 20,772.74 |
| Jan-21 | SUSAN LEWA | 20,824.68 |
| Feb-21 | SUSAN LEWA | 20,876.74 |
| Mar-21 | SUSAN LEWA | 20,928.93 |
| Apr-21 | SUSAN LEWA | 20,981.25 |
| May-21 | SUSAN LEWA | 21,033.70 |
| Jun-21 | SUSAN LEWA | 21,086.29 |
| | KENNEDY AMUNGA | 20,109.30 |
| Dec-19 | KENNEDY AMUNGA | 20,159.57 |
| Jan-20 | KENNEDY AMUNGA | 20,209.97 |
| Feb-20 | KENNEDY AMUNGA | 20,260.49 |
| Mar-20 | KENNEDY AMUNGA | 20,311.15 |
| Apr-20 | KENNEDY AMUNGA | 20,361.92 |
| May-20 | KENNEDY AMUNGA | 20,412.83 |
| Jun-20 | KENNEDY AMUNGA | 20,463.86 |
| Jul-20 | KENNEDY AMUNGA | 20,515.02 |
| Aug-20 | KENNEDY AMUNGA | 20,566.31 |
| Sep-20 | KENNEDY AMUNGA | 20,617.72 |
| Oct-20 | KENNEDY AMUNGA | 20,669.27 |
| Nov-20 | KENNEDY AMUNGA | 20,720.94 |
| Dec-20 | KENNEDY AMUNGA | 20,772.74 |
| Jan-21 | KENNEDY AMUNGA | 20,824.68 |
| Feb-21 | KENNEDY AMUNGA | 20,876.74 |
| Mar-21 | KENNEDY AMUNGA | 20,928.93 |
| Apr-21 | KENNEDY AMUNGA | 20,981.25 |
| May-21 | KENNEDY AMUNGA | 21,033.70 |
| Jun-21 | KENNEDY AMUNGA | 21,086.29 |
| Dec-19 | MBAE FRIDA GAKII | 23,203.04 |
| Jan-20 | MBAE FRIDA GAKII | 23,261.04 |
| Feb-20 | MBAE FRIDA GAKII | 23,319.20 |
| Mar-20 | MBAE FRIDA GAKII | 23,377.49 |
| Apr-20 | MBAE FRIDA GAKII | 23,435.94 |
| May-20 | MBAE FRIDA GAKII | 23,494.53 |
| Jun-20 | MBAE FRIDA GAKII | 23,553.26 |
| Jul-20 | MBAE FRIDA GAKII | 23,612.15 |
| Aug-20 | MBAE FRIDA GAKII | 23,671.18 |
| Sep-20 | MBAE FRIDA GAKII | 23,730.36 |
| Oct-20 | MBAE FRIDA GAKII | 23,789.68 |
| Nov-20 | MBAE FRIDA GAKII | 23,849.16 |
| Dec-20 | MBAE FRIDA GAKII | 23,908.78 |
| Jan-21 | MBAE FRIDA GAKII | 23,968.55 |
| Feb-21 | MBAE FRIDA GAKII | 24,028.47 |
| Mar-21 | MBAE FRIDA GAKII | 24,088.54 |
| Apr-21 | MBAE FRIDA GAKII | 24,148.76 |




| | | |
|--------|---------------------|-----------|
| May-21 | MBAE FRIDA GAKH | 24,209.14 |
| Jun-21 | MBAE FRIDA GAKH | 24,269.66 |
| Dec-19 | JANE MINJIRE | 18,562.43 |
| Jan-20 | JANE MINJIRE | 18,608.83 |
| Feb-20 | JANE MINJIRE | 18,655.36 |
| Mar-20 | JANE MINJIRE | 18,702.00 |
| Apr-20 | JANE MINJIRE | 18,748.75 |
| May-20 | JANE MINJIRE | 18,795.62 |
| Jun-20 | JANE MINJIRE | 18,842.61 |
| Jul-20 | JANE MINJIRE | 18,889.72 |
| Aug-20 | JANE MINJIRE | 18,936.94 |
| Sep-20 | JANE MINJIRE | 18,984.28 |
| Oct-20 | JANE MINJIRE | 19,031.75 |
| Nov-20 | JANE MINJIRE | 19,079.32 |
| Dec-20 | JANE MINJIRE | 19,127.02 |
| Jan-21 | JANE MINJIRE | 19,174.84 |
| Feb-21 | JANE MINJIRE | 19,222.78 |
| Mar-21 | JANE MINJIRE | 19,270.83 |
| Apr-21 | JANE MINJIRE | 19,319.01 |
| May-21 | JANE MINJIRE | 19,367.31 |
| Jun-21 | JANE MINJIRE | 19,415.73 |
| Jan-20 | GETRUDAH SIDI | 23,203.04 |
| Feb-20 | GETRUDAH SIDI | 23,261.04 |
| Mar-20 | GETRUDAH SIDI | 23,319.20 |
| Apr-20 | GETRUDAH SIDI | 23,377.49 |
| May-20 | GETRUDAH SIDI | 23,435.94 |
| Jun-20 | GETRUDAH SIDI | 23,494.53 |
| Jul-20 | GETRUDAH SIDI | 23,553.26 |
| Aug-20 | GETRUDAH SIDI | 23,612.15 |
| Sep-20 | GETRUDAH SIDI | 23,671.18 |
| Oct-20 | GETRUDAH SIDI | 23,730.36 |
| Nov-20 | GETRUDAH SIDI | 23,789.68 |
| Dec-20 | GETRUDAH SIDI | 23,849.16 |
| Jan-21 | GETRUDAH SIDI | 23,908.78 |
| Feb-21 | GETRUDAH SIDI | 23,968.55 |
| Mar-21 | GETRUDAH SIDI | 24,028.47 |
| Apr-21 | GETRUDAH SIDI | 24,088.54 |
| May-21 | GETRUDAH SIDI | 24,148.76 |
| Jun-21 | GETRUDAH SIDI | 24,209.14 |
| Jan-20 | EBBY MASWAI CHERUTO | 23,203.04 |
| Feb-20 | EBBY MASWAI CHERUTO | 23,261.04 |
| Mar-20 | EBBY MASWAI CHERUTO | 23,319.20 |
| Apr-20 | EBBY MASWAI CHERUTO | 23,377.49 |
| May-20 | EBBY MASWAI CHERUTO | 23,435.94 |
| Jun-20 | EBBY MASWAI CHERUTO | 23,494.53 |
| Jul-20 | EBBY MASWAI CHERUTO | 23,553.26 |
| Aug-20 | EBBY MASWAI CHERUTO | 23,612.15 |
| Sep-20 | EBBY MASWAI CHERUTO | 23,671.18 |
| Oct-20 | EBBY MASWAI CHERUTO | 23,730.36 |
| Nov-20 | EBBY MASWAI CHERUTO | 23,789.68 |
| Dec-20 | EBBY MASWAI CHERUTO | 23,849.16 |
| Jan-21 | EBBY MASWAI CHERUTO | 23,908.78 |
| Feb-21 | EBBY MASWAI CHERUTO | 23,968.55 |
| Mar-21 | EBBY MASWAI CHERUTO | 24,028.47 |
| Apr-21 | EBBY MASWAI CHERUTO | 24,088.54 |
| May-21 | EBBY MASWAI CHERUTO | 24,148.76 |
| Jun-21 | EBBY MASWAI CHERUTO | 24,209.14 |
| Jan-20 | JULIET BUSIENEI | 22,429.60 |
| Feb-20 | JULIET BUSIENEI | 22,485.68 |
| Mar-20 | JULIET BUSIENEI | 22,541.89 |
| Apr-20 | JULIET BUSIENEI | 22,598.24 |
| May-20 | JULIET BUSIENEI | 22,654.74 |




| | | |
|--------|-----------------|-----------|
| Jun-20 | JULIET BUSIENEI | 22,711.38 |
| Jul-20 | JULIET BUSIENEI | 22,768.16 |
| Aug-20 | JULIET BUSIENEI | 22,825.08 |
| Sep-20 | JULIET BUSIENEI | 22,882.14 |
| Oct-20 | JULIET BUSIENEI | 22,939.34 |
| Nov-20 | JULIET BUSIENEI | 22,996.69 |
| Dec-20 | JULIET BUSIENEI | 23,054.18 |
| Jan-21 | JULIET BUSIENEI | 23,111.82 |
| Feb-21 | JULIET BUSIENEI | 23,169.60 |
| Mar-21 | JULIET BUSIENEI | 23,227.52 |
| Apr-21 | JULIET BUSIENEI | 23,285.59 |
| May-21 | JULIET BUSIENEI | 23,343.81 |
| Jun-21 | JULIET BUSIENEI | 23,402.17 |
| Jan-20 | KEVIN MAGERA | 22,429.60 |
| Feb-20 | KEVIN MAGERA | 22,485.68 |
| Mar-20 | KEVIN MAGERA | 22,541.89 |
| Apr-20 | KEVIN MAGERA | 22,598.24 |
| May-20 | KEVIN MAGERA | 22,654.74 |
| Jun-20 | KEVIN MAGERA | 22,711.38 |
| Jul-20 | KEVIN MAGERA | 22,768.16 |
| Aug-20 | KEVIN MAGERA | 22,825.08 |
| Sep-20 | KEVIN MAGERA | 22,882.14 |
| Oct-20 | KEVIN MAGERA | 22,939.34 |
| Nov-20 | KEVIN MAGERA | 22,996.69 |
| Dec-20 | KEVIN MAGERA | 23,054.18 |
| Jan-21 | KEVIN MAGERA | 23,111.82 |
| Feb-21 | KEVIN MAGERA | 23,169.60 |
| Mar-21 | KEVIN MAGERA | 23,227.52 |
| Apr-21 | KEVIN MAGERA | 23,285.59 |
| May-21 | KEVIN MAGERA | 23,343.81 |
| Jun-21 | KEVIN MAGERA | 23,402.17 |
| May-20 | KANIU JENIFFER | 13,148.39 |
| Jun-20 | KANIU JENIFFER | 13,181.26 |
| Jul-20 | KANIU JENIFFER | 13,214.21 |
| Aug-20 | KANIU JENIFFER | 13,247.25 |
| Sep-20 | KANIU JENIFFER | 13,280.36 |
| Oct-20 | KANIU JENIFFER | 13,313.57 |
| Nov-20 | KANIU JENIFFER | 13,346.85 |
| Dec-20 | KANIU JENIFFER | 13,380.22 |
| Jan-21 | KANIU JENIFFER | 13,413.67 |
| Feb-21 | KANIU JENIFFER | 13,447.20 |
| Mar-21 | KANIU JENIFFER | 13,480.82 |
| Apr-21 | KANIU JENIFFER | 13,514.52 |
| May-21 | KANIU JENIFFER | 13,548.31 |
| Jun-21 | KANIU JENIFFER | 13,582.18 |
| Jul-20 | BERNICE KAGALI | 19,799.92 |
| Aug-20 | BERNICE KAGALI | 19,849.42 |
| Sep-20 | BERNICE KAGALI | 19,899.05 |
| Oct-20 | BERNICE KAGALI | 19,948.80 |
| Nov-20 | BERNICE KAGALI | 19,998.67 |
| Dec-20 | BERNICE KAGALI | 20,048.66 |
| Jan-21 | BERNICE KAGALI | 20,098.79 |
| Feb-21 | BERNICE KAGALI | 20,149.03 |
| Mar-21 | BERNICE KAGALI | 20,199.40 |
| Apr-21 | BERNICE KAGALI | 20,249.90 |
| May-21 | BERNICE KAGALI | 20,300.53 |
| Jun-21 | BERNICE KAGALI | 20,351.28 |
| May-20 | EDDIE KADEBE | 23,203.04 |
| Jun-20 | EDDIE KADEBE | 23,261.04 |
| Jul-20 | EDDIE KADEBE | 23,319.20 |
| Aug-20 | EDDIE KADEBE | 23,377.49 |
| Sep-20 | EDDIE KADEBE | 23,435.94 |




| | | |
|--------|------------------------|-----------|
| Oct-20 | EDDIE KADEBE | 23,494.53 |
| Nov-20 | EDDIE KADEBE | 23,553.26 |
| Dec-20 | EDDIE KADEBE | 23,612.15 |
| Jan-21 | EDDIE KADEBE | 23,671.18 |
| Feb-21 | EDDIE KADEBE | 23,730.36 |
| Mar-21 | EDDIE KADEBE | 23,789.68 |
| Apr-21 | EDDIE KADEBE | 23,849.16 |
| May-21 | EDDIE KADEBE | 23,908.78 |
| Jun-21 | EDDIE KADEBE | 23,968.55 |
| Jul-20 | CELESTINE AWUOR OLUOCH | 23,203.04 |
| Aug-20 | CELESTINE AWUOR OLUOCH | 23,261.04 |
| Sep-20 | CELESTINE AWUOR OLUOCH | 23,319.20 |
| Oct-20 | CELESTINE AWUOR OLUOCH | 23,377.49 |
| Nov-20 | CELESTINE AWUOR OLUOCH | 23,435.94 |
| Dec-20 | CELESTINE AWUOR OLUOCH | 23,494.53 |
| Jan-21 | CELESTINE AWUOR OLUOCH | 23,553.26 |
| Feb-21 | CELESTINE AWUOR OLUOCH | 23,612.15 |
| Mar-21 | CELESTINE AWUOR OLUOCH | 23,671.18 |
| Apr-21 | CELESTINE AWUOR OLUOCH | 23,730.36 |
| May-21 | CELESTINE AWUOR OLUOCH | 23,789.68 |
| Jun-21 | CELESTINE AWUOR OLUOCH | 23,849.16 |
| Jul-20 | VALENTINE WAKIO | 18,562.43 |
| Aug-20 | VALENTINE WAKIO | 18,608.83 |
| Sep-20 | VALENTINE WAKIO | 18,655.36 |
| Oct-20 | VALENTINE WAKIO | 18,702.00 |
| Nov-20 | VALENTINE WAKIO | 18,748.75 |
| Dec-20 | VALENTINE WAKIO | 18,795.62 |
| Jan-21 | VALENTINE WAKIO | 18,842.61 |
| Feb-21 | VALENTINE WAKIO | 18,889.72 |
| Mar-21 | VALENTINE WAKIO | 18,936.94 |
| Apr-21 | VALENTINE WAKIO | 18,984.28 |
| May-21 | VALENTINE WAKIO | 19,031.75 |
| Jun-21 | VALENTINE WAKIO | 19,079.32 |
| Aug-20 | GERTRUDE MUENI | 23,203.04 |
| Sep-20 | GERTRUDE MUENI | 23,261.04 |
| Oct-20 | GERTRUDE MUENI | 23,319.20 |
| Nov-20 | GERTRUDE MUENI | 23,377.49 |
| Dec-20 | GERTRUDE MUENI | 23,435.94 |
| Jan-21 | GERTRUDE MUENI | 23,494.53 |
| Feb-21 | GERTRUDE MUENI | 23,553.26 |
| Mar-21 | GERTRUDE MUENI | 23,612.15 |
| Apr-21 | GERTRUDE MUENI | 23,671.18 |
| May-21 | GERTRUDE MUENI | 23,730.36 |
| Jun-21 | GERTRUDE MUENI | 23,789.68 |
| Aug-20 | EUNICE NJERI KANYITA | 11,446.83 |
| Sep-20 | EUNICE NJERI KANYITA | 11,475.45 |
| Oct-20 | EUNICE NJERI KANYITA | 11,504.14 |
| Nov-20 | EUNICE NJERI KANYITA | 11,532.90 |
| Dec-20 | EUNICE NJERI KANYITA | 11,561.73 |
| Jan-21 | EUNICE NJERI KANYITA | 11,590.63 |
| Feb-21 | EUNICE NJERI KANYITA | 11,619.61 |
| Mar-21 | EUNICE NJERI KANYITA | 11,648.66 |
| Apr-21 | EUNICE NJERI KANYITA | 11,677.78 |
| May-21 | EUNICE NJERI KANYITA | 11,706.98 |
| Jun-21 | EUNICE NJERI KANYITA | 11,736.24 |
| Oct-20 | VENA ACHIENG ODERO | 20,109.30 |
| Nov-20 | VENA ACHIENG ODERO | 20,159.57 |
| Dec-20 | VENA ACHIENG ODERO | 20,209.97 |
| Jan-21 | VENA ACHIENG ODERO | 20,260.49 |
| Feb-21 | VENA ACHIENG ODERO | 20,311.15 |
| Mar-21 | VENA ACHIENG ODERO | 20,361.92 |
| Apr-21 | VENA ACHIENG ODERO | 20,412.83 |




| | | |
|--------|----------------------|-----------|
| May-21 | VENA ACHIENG ODERO | 20,463.86 |
| Jun-21 | VENA ACHIENG ODERO | 20,515.02 |
| Sep-20 | NAOMI KEMUNTO ATINA | 23,203.04 |
| Oct-20 | NAOMI KEMUNTO ATINA | 23,261.04 |
| Nov-20 | NAOMI KEMUNTO ATINA | 23,319.20 |
| Dec-20 | NAOMI KEMUNTO ATINA | 23,377.49 |
| Jan-21 | NAOMI KEMUNTO ATINA | 23,435.94 |
| Feb-21 | NAOMI KEMUNTO ATINA | 23,494.53 |
| Mar-21 | NAOMI KEMUNTO ATINA | 23,553.26 |
| Apr-21 | NAOMI KEMUNTO ATINA | 23,612.15 |
| May-21 | NAOMI KEMUNTO ATINA | 23,671.18 |
| Jun-21 | NAOMI KEMUNTO ATINA | 23,730.36 |
| Sep-20 | EDWIN MULUNDIRA | 9,899.96 |
| Oct-20 | EDWIN MULUNDIRA | 9,924.71 |
| Nov-20 | EDWIN MULUNDIRA | 9,949.52 |
| Dec-20 | EDWIN MULUNDIRA | 9,974.40 |
| Jan-21 | EDWIN MULUNDIRA | 9,999.33 |
| Feb-21 | EDWIN MULUNDIRA | 10,024.33 |
| Mar-21 | EDWIN MULUNDIRA | 10,049.39 |
| Apr-21 | EDWIN MULUNDIRA | 10,074.52 |
| May-21 | EDWIN MULUNDIRA | 10,099.70 |
| Jun-21 | EDWIN MULUNDIRA | 10,124.95 |
| Nov-20 | ANTHONY MUTISYA | 23,203.04 |
| Dec-20 | ANTHONY MUTISYA | 23,261.04 |
| Jan-21 | ANTHONY MUTISYA | 23,319.20 |
| Feb-21 | ANTHONY MUTISYA | 23,377.49 |
| Mar-21 | ANTHONY MUTISYA | 23,435.94 |
| Apr-21 | ANTHONY MUTISYA | 23,494.53 |
| May-21 | ANTHONY MUTISYA | 23,553.26 |
| Jun-21 | ANTHONY MUTISYA | 23,612.15 |
| Sep-20 | FAITH MWILA NYONGESA | 23,203.04 |
| Oct-20 | FAITH MWILA NYONGESA | 23,261.04 |
| Nov-20 | FAITH MWILA NYONGESA | 23,319.20 |
| Dec-20 | FAITH MWILA NYONGESA | 23,377.49 |
| Jan-21 | FAITH MWILA NYONGESA | 23,435.94 |
| Feb-21 | FAITH MWILA NYONGESA | 23,494.53 |
| Mar-21 | FAITH MWILA NYONGESA | 23,553.26 |
| Apr-21 | FAITH MWILA NYONGESA | 23,612.15 |
| May-21 | FAITH MWILA NYONGESA | 23,671.18 |
| Jun-21 | FAITH MWILA NYONGESA | 23,730.36 |
| Sep-20 | JILO GUYO | 12,374.95 |
| Oct-20 | JILO GUYO | 12,405.89 |
| Nov-20 | JILO GUYO | 12,436.90 |
| Dec-20 | JILO GUYO | 12,468.00 |
| Jan-21 | JILO GUYO | 12,499.17 |
| Feb-21 | JILO GUYO | 12,530.41 |
| Mar-21 | JILO GUYO | 12,561.74 |
| Apr-21 | JILO GUYO | 12,593.15 |
| May-21 | JILO GUYO | 12,624.63 |
| Jun-21 | JILO GUYO | 12,656.19 |
| Sep-20 | HILARY ISIAHO | 23,203.04 |
| Oct-20 | HILARY ISIAHO | 23,261.04 |
| Nov-20 | HILARY ISIAHO | 23,319.20 |
| Dec-20 | HILARY ISIAHO | 23,377.49 |
| Jan-21 | HILARY ISIAHO | 23,435.94 |
| Feb-21 | HILARY ISIAHO | 23,494.53 |
| Mar-21 | HILARY ISIAHO | 23,553.26 |
| Apr-21 | HILARY ISIAHO | 23,612.15 |
| May-21 | HILARY ISIAHO | 23,671.18 |
| Jun-21 | HILARY ISIAHO | 23,730.36 |
| Oct-20 | BRENDA OGADA | 23,203.04 |
| Nov-20 | BRENDA OGADA | 23,261.04 |



| | | |
|--------|------------------|-----------|
| Dec-20 | BRENDA OGADA | 23,319.20 |
| Jan-21 | BRENDA OGADA | 23,377.49 |
| Feb-21 | BRENDA OGADA | 23,435.94 |
| Mar-21 | BRENDA OGADA | 23,494.53 |
| Apr-21 | BRENDA OGADA | 23,553.26 |
| May-21 | BRENDA OGADA | 23,612.15 |
| Jun-21 | BRENDA OGADA | 23,671.18 |
| Oct-20 | EVANS ONDERI | 46,406.07 |
| Nov-20 | EVANS ONDERI | 46,522.09 |
| Dec-20 | EVANS ONDERI | 46,638.39 |
| Jan-21 | EVANS ONDERI | 46,754.99 |
| Feb-21 | EVANS ONDERI | 46,871.88 |
| Mar-21 | EVANS ONDERI | 46,989.06 |
| Apr-21 | EVANS ONDERI | 47,106.53 |
| May-21 | EVANS ONDERI | 47,224.29 |
| Jun-21 | EVANS ONDERI | 47,342.36 |
| Nov-20 | HENRY KOIMA | 19,335.86 |
| Dec-20 | HENRY KOIMA | 19,384.20 |
| Jan-21 | HENRY KOIMA | 19,432.66 |
| Feb-21 | HENRY KOIMA | 19,481.25 |
| Mar-21 | HENRY KOIMA | 19,529.95 |
| Apr-21 | HENRY KOIMA | 19,578.77 |
| May-21 | HENRY KOIMA | 19,627.72 |
| Jun-21 | HENRY KOIMA | 19,676.79 |
| Dec-20 | PETER GHONGA | 22,971.01 |
| Jan-21 | PETER GHONGA | 23,028.43 |
| Feb-21 | PETER GHONGA | 23,086.00 |
| Mar-21 | PETER GHONGA | 23,143.72 |
| Apr-21 | PETER GHONGA | 23,201.58 |
| May-21 | PETER GHONGA | 23,259.58 |
| Jun-21 | PETER GHONGA | 23,317.73 |
| Dec-20 | DAVID NYAGA | 23,203.04 |
| Jan-21 | DAVID NYAGA | 23,261.04 |
| Feb-21 | DAVID NYAGA | 23,319.20 |
| Mar-21 | DAVID NYAGA | 23,377.49 |
| Apr-21 | DAVID NYAGA | 23,435.94 |
| May-21 | DAVID NYAGA | 23,494.53 |
| Jun-21 | DAVID NYAGA | 23,553.26 |
| Dec-20 | RITA ROTICH | 23,203.04 |
| Jan-21 | RITA ROTICH | 23,261.04 |
| Feb-21 | RITA ROTICH | 23,319.20 |
| Mar-21 | RITA ROTICH | 23,377.49 |
| Apr-21 | RITA ROTICH | 23,435.94 |
| May-21 | RITA ROTICH | 23,494.53 |
| Jun-21 | RITA ROTICH | 23,553.26 |
| Feb-21 | LOKORIO CHEMENJO | 23,203.04 |
| Mar-21 | LOKORIO CHEMENJO | 23,261.04 |
| Apr-21 | LOKORIO CHEMENJO | 23,319.20 |
| May-21 | LOKORIO CHEMENJO | 23,377.49 |
| Jun-21 | LOKORIO CHEMENJO | 23,435.94 |
| Feb-21 | MAUREEN WAMBUI | 28,617.08 |
| Mar-21 | MAUREEN WAMBUI | 28,688.62 |
| Apr-21 | MAUREEN WAMBUI | 28,760.34 |
| May-21 | MAUREEN WAMBUI | 28,832.24 |
| Jun-21 | MAUREEN WAMBUI | 28,904.32 |
| Feb-21 | FAITH APONDI | 17,015.56 |
| Mar-21 | FAITH APONDI | 17,058.10 |
| Apr-21 | FAITH APONDI | 17,100.74 |
| May-21 | FAITH APONDI | 17,143.50 |
| Jun-21 | FAITH APONDI | 17,186.35 |
| Feb-21 | ALEXANDER YAMINA | 23,203.04 |
| Mar-21 | ALEXANDER YAMINA | 23,261.04 |



| | | |
|--------|------------------|---------------|
| Apr-21 | ALEXANDER YAMINA | 23,319.20 |
| May-21 | ALEXANDER YAMINA | 23,377.49 |
| Jun-21 | ALEXANDER YAMINA | 23,435.94 |
| Mar-21 | WAMUYU NGUGI | 21,656.17 |
| Apr-21 | WAMUYU NGUGI | 21,710.31 |
| May-21 | WAMUYU NGUGI | 21,764.58 |
| Jun-21 | WAMUYU NGUGI | 21,818.99 |
| Apr-21 | MILICENT ODUOR | 10,441.37 |
| May-21 | MILICENT ODUOR | 10,467.47 |
| Jun-21 | MILICENT ODUOR | 10,493.64 |
| Mar-21 | CHRISTINE OOKO | 18,253 |
| Apr-21 | CHRISTINE OOKO | 18,299 |
| May-21 | CHRISTINE OOKO | 18,344 |
| Jun-21 | CHRISTINE OOKO | 18,390 |
| Jun-21 | WINNIE OTHENO | 13,922 |
| | | |
| | | |
| | | |
| | | |
| | | 32,493,631.09 |
| | | |
| | | 32,850,887.55 |
| | | 44,878,633.11 |
| | | |
| | | |



REPUBLIC OF KENYA

BANK RECONCILIATION- MORTGAGE

AS AT 30TH JUNE 2021

Station

| | | | |
|---|---------------|--|-----------------------|
| Balance as per Bank Certificate .. | | | 98,799,622.00 |
| Less | | | |
| 1. Payments in Cash Book not yet recorded in Bank Statement (Unpresented Cheques) | 5,300,000.00 | | |
| 2. Receipts in Bank Statements not yet recorded in Cash Book .. | 18,659,066.00 | | 23,959,066.00 |
| Add | | | |
| 3. Payments in Bank Statement not yet recorded in Cash Book .. | 5,900,000.00 | | |
| 4. Receipts in Cash Book not yet recorded in Bank Statements | 19,907,122.29 | | 25,807,122.29 |
| Bank Balance as per Cash Book | | | 100,647,678.29 |

I Certify that I have verified the Bank Balance in the Cash Book with the Bank Statement and that the above Reconciliation is Correct.

Reconciled by Jedrus Mwandu Signature [Signature] Date 04/08/2021


Approved by Zuwena Zainab Signature [Signature] Date 04/08/2021




| PAYMENTS IN CASHBOOK NOT IN BANK AS 30TH JUNE 2021 | | | |
|--|---------|-------------------|---------------|
| DATE | CHQ.NO. | PAYEE | AMOUNT |
| 20-03-2019 | | BRIAN AYODO | 5,300,000.00 |
| | | | |
| | | | |
| | | | |
| | | | |
| | | | 5,300,000.00 |
| RECEIPTS IN BANK NOT IN CASHBOOK | | | |
| DATE | CHQ.NO. | PAYEE | AMOUNT |
| 10-APR-2019 | | PRINCIPAL RECEIPT | 2,188,329.00 |
| 21-JUL-2020 | | PRINCIPAL RECEIPT | 7,193,207.00 |
| 12-JAN-2021 | | PRINCIPAL RECEIPT | 9,277,530.00 |
| | | | |
| | | | |
| | | | |
| | | | |
| | | | |
| | | | 18,659,066.00 |
| PAYMENTS IN BANK NOT IN CASH BOOK | | | |
| DATE | CHQ.NO. | PAYEE | AMOUNT |
| 08-10-2018 | | ANN KAJUJU | 3,500,000.00 |
| 20-03-2019 | | MARYANNE MWANGI | 2,400,000.00 |
| | | | |
| | | | |
| | | | |
| | | | |
| | | | |
| | | | |
| | | | |
| | | | |
| | | | 5,900,000.00 |
| RECEIPTS IN CASHBOOK NOT IN BANK STATEMENT | | | |
| DATE | CHQ.NO. | PAYEE | AMOUNT |
| Apr-18 | | KURUGA SUSAN | 30,459.76 |
| May-18 | | KURUGA SUSAN | 30,535.91 |
| Jun-18 | | KURUGA SUSAN | 30,612.25 |
| Jul-18 | | KURUGA SUSAN | 30,688.78 |
| Aug-18 | | KURUGA SUSAN | 30,765.50 |
| Sep-18 | | KURUGA SUSAN | 30,842.42 |
| Oct-18 | | KURUGA SUSAN | 30,919.33 |
| Nov-18 | | KURUGA SUSAN | 30,996.82 |
| Dec-18 | | KURUGA SUSAN | 31,074.31 |
| Jan-19 | | KURUGA SUSAN | 31,152.00 |
| Feb-19 | | KURUGA SUSAN | 31,229.88 |
| Mar-19 | | KURUGA SUSAN | 31,307.95 |
| Apr-19 | | KURUGA SUSAN | 31,386.22 |
| May-19 | | KURUGA SUSAN | 31,464.69 |
| Jun-19 | | KURUGA SUSAN | 31,543.35 |
| Jul-19 | | KURUGA SUSAN | 31,622.21 |
| Aug-19 | | KURUGA SUSAN | 31,701.26 |
| Sep-19 | | KURUGA SUSAN | 31,780.52 |
| Oct-19 | | KURUGA SUSAN | 31,859.97 |
| Nov-19 | | KURUGA SUSAN | 31,939.62 |




| | | |
|--------|----------------|-----------|
| Dec-19 | KURUGA SUSAN | 32,019.47 |
| Jan-20 | KURUGA SUSAN | 32,099.52 |
| Feb-20 | KURUGA SUSAN | 32,179.76 |
| Mar-20 | KURUGA SUSAN | 32,260.21 |
| Apr-20 | KURUGA SUSAN | 32,340.86 |
| May-20 | KURUGA SUSAN | 32,421.72 |
| Jun-20 | KURUGA SUSAN | 32,502.77 |
| Jul-20 | KURUGA SUSAN | 32,584.03 |
| Aug-20 | KURUGA SUSAN | 32,665.49 |
| Sep-20 | KURUGA SUSAN | 32,747.15 |
| Oct-20 | KURUGA SUSAN | 32,829.02 |
| Nov-20 | KURUGA SUSAN | 32,911.09 |
| Dec-20 | KURUGA SUSAN | 32,993.37 |
| Jan-21 | KURUGA SUSAN | 33,075.85 |
| Feb-21 | KURUGA SUSAN | 33,158.54 |
| Mar-21 | KURUGA SUSAN | 33,241.44 |
| Apr-21 | KURUGA SUSAN | 33,324.54 |
| May-21 | KURUGA SUSAN | 33,407.85 |
| Jun-21 | KURUGA SUSAN | 33,491.37 |
| Feb-18 | JACOB BARTONEY | 11,117.81 |
| Mar-18 | JACOB BARTONEY | 11,145.61 |
| Apr-18 | JACOB BARTONEY | 11,173.47 |
| May-18 | JACOB BARTONEY | 11,201.40 |
| Jun-18 | JACOB BARTONEY | 11,229.41 |
| Jul-18 | JACOB BARTONEY | 11,257.48 |
| Aug-18 | JACOB BARTONEY | 11,285.63 |
| Sep-18 | JACOB BARTONEY | 11,313.84 |
| Oct-18 | JACOB BARTONEY | 11,342.12 |
| Nov-18 | JACOB BARTONEY | 11,370.48 |
| Dec-18 | JACOB BARTONEY | 11,398.91 |
| Jan-19 | JACOB BARTONEY | 11,427.40 |
| Feb-19 | JACOB BARTONEY | 11,455.97 |
| Mar-19 | JACOB BARTONEY | 11,484.61 |
| Apr-19 | JACOB BARTONEY | 11,513.32 |
| May-19 | JACOB BARTONEY | 11,542.11 |
| Jun-19 | JACOB BARTONEY | 11,570.96 |
| Jul-19 | JACOB BARTONEY | 11,599.89 |
| Aug-19 | JACOB BARTONEY | 11,628.89 |
| Sep-19 | JACOB BARTONEY | 11,657.96 |
| Oct-19 | JACOB BARTONEY | 11,687.11 |
| Nov-19 | JACOB BARTONEY | 11,716.32 |
| Dec-19 | JACOB BARTONEY | 11,745.61 |
| Jan-20 | JACOB BARTONEY | 11,774.98 |
| Feb-20 | JACOB BARTONEY | 11,804.42 |
| Mar-20 | JACOB BARTONEY | 11,833.93 |
| Apr-20 | JACOB BARTONEY | 11,863.51 |
| May-20 | JACOB BARTONEY | 11,893.17 |
| Jun-20 | JACOB BARTONEY | 11,922.90 |
| Jul-20 | JACOB BARTONEY | 11,952.71 |
| Aug-20 | JACOB BARTONEY | 11,982.59 |
| Sep-20 | JACOB BARTONEY | 12,012.55 |
| Oct-20 | JACOB BARTONEY | 12,042.58 |
| Nov-20 | JACOB BARTONEY | 12,072.69 |
| Dec-20 | JACOB BARTONEY | 12,102.87 |
| Jan-21 | JACOB BARTONEY | 12,133.13 |
| Feb-21 | JACOB BARTONEY | 12,163.46 |
| Mar-21 | JACOB BARTONEY | 12,193.87 |
| Apr-21 | JACOB BARTONEY | 12,224.35 |




| | | |
|--------|----------------|-----------|
| May-21 | JACOB BARTONEY | 12,254.91 |
| Jun-21 | JACOB BARTONEY | 12,285.55 |
| Apr-18 | LINDA NYAUNCHO | 19,798.84 |
| May-18 | LINDA NYAUNCHO | 19,848.34 |
| Jun-18 | LINDA NYAUNCHO | 19,897.96 |
| Jul-18 | LINDA NYAUNCHO | 19,947.71 |
| Aug-18 | LINDA NYAUNCHO | 19,997.58 |
| Sep-18 | LINDA NYAUNCHO | 20,047.57 |
| Oct-18 | LINDA NYAUNCHO | 20,097.69 |
| Nov-18 | LINDA NYAUNCHO | 20,147.93 |
| Dec-18 | LINDA NYAUNCHO | 20,198.30 |
| Jan-19 | LINDA NYAUNCHO | 20,248.80 |
| Feb-19 | LINDA NYAUNCHO | 20,299.42 |
| Mar-19 | LINDA NYAUNCHO | 20,350.17 |
| Apr-19 | LINDA NYAUNCHO | 20,401.04 |
| May-19 | LINDA NYAUNCHO | 20,452.05 |
| Jun-19 | LINDA NYAUNCHO | 20,503.18 |
| Jul-19 | LINDA NYAUNCHO | 20,554.44 |
| Aug-19 | LINDA NYAUNCHO | 20,605.82 |
| Sep-19 | LINDA NYAUNCHO | 20,657.34 |
| Oct-19 | LINDA NYAUNCHO | 20,708.98 |
| Nov-19 | LINDA NYAUNCHO | 20,760.75 |
| Dec-19 | LINDA NYAUNCHO | 20,812.65 |
| Jan-20 | LINDA NYAUNCHO | 20,864.69 |
| Feb-20 | LINDA NYAUNCHO | 20,916.85 |
| Mar-20 | LINDA NYAUNCHO | 20,969.14 |
| Apr-20 | LINDA NYAUNCHO | 21,021.56 |
| May-20 | LINDA NYAUNCHO | 21,074.12 |
| Jun-20 | LINDA NYAUNCHO | 21,126.80 |
| Jul-20 | LINDA NYAUNCHO | 21,179.62 |
| Aug-20 | LINDA NYAUNCHO | 21,232.57 |
| Sep-20 | LINDA NYAUNCHO | 21,285.65 |
| Oct-20 | LINDA NYAUNCHO | 21,338.86 |
| Nov-20 | LINDA NYAUNCHO | 21,392.21 |
| Dec-20 | LINDA NYAUNCHO | 21,445.69 |
| Jan-21 | LINDA NYAUNCHO | 21,499.30 |
| Feb-21 | LINDA NYAUNCHO | 21,553.05 |
| Mar-21 | LINDA NYAUNCHO | 21,606.94 |
| Apr-21 | LINDA NYAUNCHO | 21,660.95 |
| May-21 | LINDA NYAUNCHO | 21,715.11 |
| Jun-21 | LINDA NYAUNCHO | 21,769.39 |
| Jul-18 | PAUL NDEMO | 49,785.73 |
| Aug-18 | PAUL NDEMO | 49,910.19 |
| Sep-18 | PAUL NDEMO | 50,034.97 |
| Oct-18 | PAUL NDEMO | 50,160.05 |
| Nov-18 | PAUL NDEMO | 50,285.45 |
| Dec-18 | PAUL NDEMO | 50,411.17 |
| Jan-19 | PAUL NDEMO | 50,537.19 |
| Feb-19 | PAUL NDEMO | 50,663.54 |
| Mar-19 | PAUL NDEMO | 50,790.20 |
| Apr-19 | PAUL NDEMO | 50,917.17 |
| May-19 | PAUL NDEMO | 51,044.46 |
| Jun-19 | PAUL NDEMO | 51,172.08 |
| Jul-19 | PAUL NDEMO | 51,300.01 |
| Aug-19 | PAUL NDEMO | 51,428.26 |
| Sep-19 | PAUL NDEMO | 51,556.83 |
| Oct-19 | PAUL NDEMO | 51,685.72 |
| Nov-19 | PAUL NDEMO | 51,814.93 |




| | | |
|--------|-----------------|-----------|
| Dec-19 | PAUL NDEMO | 51,944.47 |
| Jan-20 | PAUL NDEMO | 52,074.33 |
| Feb-20 | PAUL NDEMO | 52,204.52 |
| Mar-20 | PAUL NDEMO | 52,335.03 |
| Apr-20 | PAUL NDEMO | 52,465.87 |
| May-20 | PAUL NDEMO | 52,597.03 |
| Jun-20 | PAUL NDEMO | 52,728.52 |
| Jul-20 | PAUL NDEMO | 52,860.34 |
| Aug-20 | PAUL NDEMO | 52,992.50 |
| Sep-20 | PAUL NDEMO | 53,124.98 |
| Oct-20 | PAUL NDEMO | 53,257.79 |
| Nov-20 | PAUL NDEMO | 53,390.93 |
| Dec-20 | PAUL NDEMO | 53,524.41 |
| Jan-21 | PAUL NDEMO | 53,658.22 |
| Feb-21 | PAUL NDEMO | 53,792.37 |
| Mar-21 | PAUL NDEMO | 53,926.85 |
| Apr-21 | PAUL NDEMO | 54,061.67 |
| May-21 | PAUL NDEMO | 54,196.82 |
| Jun-21 | PAUL NDEMO | 54,332.31 |
| Aug-18 | MIRIAM NGARI | 14,620.68 |
| Sep-18 | MIRIAM NGARI | 14,657.24 |
| Oct-18 | MIRIAM NGARI | 14,693.88 |
| Nov-18 | MIRIAM NGARI | 14,730.61 |
| Dec-18 | MIRIAM NGARI | 14,767.44 |
| Jan-19 | MIRIAM NGARI | 14,804.36 |
| Feb-19 | MIRIAM NGARI | 14,841.37 |
| Mar-19 | MIRIAM NGARI | 14,878.47 |
| Apr-19 | MIRIAM NGARI | 14,915.67 |
| May-19 | MIRIAM NGARI | 14,952.96 |
| Jun-19 | MIRIAM NGARI | 14,990.34 |
| Jul-19 | MIRIAM NGARI | 15,027.82 |
| Aug-19 | MIRIAM NGARI | 15,065.39 |
| Sep-19 | MIRIAM NGARI | 15,103.05 |
| Oct-19 | MIRIAM NGARI | 15,140.81 |
| Nov-19 | MIRIAM NGARI | 15,178.66 |
| Dec-19 | MIRIAM NGARI | 15,216.61 |
| Jan-20 | MIRIAM NGARI | 15,254.65 |
| Feb-20 | MIRIAM NGARI | 15,292.78 |
| Mar-20 | MIRIAM NGARI | 15,331.02 |
| Apr-20 | MIRIAM NGARI | 15,369.34 |
| May-20 | MIRIAM NGARI | 15,407.77 |
| Jun-20 | MIRIAM NGARI | 15,446.29 |
| Jul-20 | MIRIAM NGARI | 15,484.90 |
| Aug-20 | MIRIAM NGARI | 15,523.61 |
| Sep-20 | MIRIAM NGARI | 15,562.42 |
| Oct-20 | MIRIAM NGARI | 15,601.33 |
| Nov-20 | MIRIAM NGARI | 15,640.33 |
| Dec-20 | MIRIAM NGARI | 15,679.43 |
| Jan-21 | MIRIAM NGARI | 15,718.63 |
| Feb-21 | MIRIAM NGARI | 15,757.93 |
| Mar-21 | MIRIAM NGARI | 15,797.32 |
| Apr-21 | MIRIAM NGARI | 15,836.82 |
| May-21 | MIRIAM NGARI | 15,876.41 |
| Jun-21 | MIRIAM NGARI | 15,916.10 |
| Aug-18 | MARYANNE MWANGI | 24,367.81 |
| Sep-18 | MARYANNE MWANGI | 24,428.73 |
| Oct-18 | MARYANNE MWANGI | 24,489.80 |
| Nov-18 | MARYANNE MWANGI | 24,551.02 |




| | | |
|--------|-------------------|-----------|
| Dec-18 | MARYANNE MWANGI | 24,612.40 |
| Jan-19 | MARYANNE MWANGI | 24,673.93 |
| Feb-19 | MARYANNE MWANGI | 24,735.62 |
| Mar-19 | MARYANNE MWANGI | 24,797.46 |
| Apr-19 | MARYANNE MWANGI | 24,859.45 |
| May-19 | MARYANNE MWANGI | 24,921.60 |
| Jun-19 | MARYANNE MWANGI | 24,983.90 |
| Jul-19 | MARYANNE MWANGI | 25,046.36 |
| Aug-19 | MARYANNE MWANGI | 25,108.98 |
| Sep-19 | MARYANNE MWANGI | 25,171.75 |
| Oct-19 | MARYANNE MWANGI | 25,234.68 |
| Nov-19 | MARYANNE MWANGI | 25,297.77 |
| Dec-19 | MARYANNE MWANGI | 25,361.01 |
| Jan-20 | MARYANNE MWANGI | 25,424.41 |
| Feb-20 | MARYANNE MWANGI | 25,487.97 |
| Mar-20 | MARYANNE MWANGI | 25,551.69 |
| Apr-20 | MARYANNE MWANGI | 25,615.57 |
| May-20 | MARYANNE MWANGI | 25,679.61 |
| Jun-20 | MARYANNE MWANGI | 25,743.81 |
| Jul-20 | MARYANNE MWANGI | 25,808.17 |
| Aug-20 | MARYANNE MWANGI | 25,872.69 |
| Sep-20 | MARYANNE MWANGI | 25,937.37 |
| Oct-20 | MARYANNE MWANGI | 26,002.22 |
| Nov-20 | MARYANNE MWANGI | 26,067.22 |
| Dec-20 | MARYANNE MWANGI | 26,132.39 |
| Jan-21 | MARYANNE MWANGI | 26,197.72 |
| Feb-21 | MARYANNE MWANGI | 26,263.22 |
| Mar-21 | MARYANNE MWANGI | 26,328.87 |
| Apr-21 | MARYANNE MWANGI | 26,394.70 |
| May-21 | MARYANNE MWANGI | 26,460.68 |
| Jun-21 | MARYANNE MWANGI | 26,526.83 |
| Jul-18 | WILKISTER OJIENDA | 15,229.88 |
| Aug-18 | WILKISTER OJIENDA | 15,267.95 |
| Sep-18 | WILKISTER OJIENDA | 15,306.12 |
| Oct-18 | WILKISTER OJIENDA | 15,344.39 |
| Nov-18 | WILKISTER OJIENDA | 15,382.75 |
| Dec-18 | WILKISTER OJIENDA | 15,421.21 |
| Jan-19 | WILKISTER OJIENDA | 15,459.76 |
| Feb-19 | WILKISTER OJIENDA | 15,498.41 |
| Mar-19 | WILKISTER OJIENDA | 15,537.16 |
| Apr-19 | WILKISTER OJIENDA | 15,576.00 |
| May-19 | WILKISTER OJIENDA | 15,614.94 |
| Jun-19 | WILKISTER OJIENDA | 15,653.98 |
| Jul-19 | WILKISTER OJIENDA | 15,693.11 |
| Aug-19 | WILKISTER OJIENDA | 15,732.34 |
| Sep-19 | WILKISTER OJIENDA | 15,771.67 |
| Oct-19 | WILKISTER OJIENDA | 15,811.10 |
| Nov-19 | WILKISTER OJIENDA | 15,850.63 |
| Dec-19 | WILKISTER OJIENDA | 15,890.26 |
| Jan-20 | WILKISTER OJIENDA | 15,929.98 |
| Feb-20 | WILKISTER OJIENDA | 15,969.81 |
| Mar-20 | WILKISTER OJIENDA | 16,009.73 |
| Apr-20 | WILKISTER OJIENDA | 16,049.76 |
| May-20 | WILKISTER OJIENDA | 16,089.88 |
| Jun-20 | WILKISTER OJIENDA | 16,130.11 |
| Jul-20 | WILKISTER OJIENDA | 16,170.43 |
| Aug-20 | WILKISTER OJIENDA | 16,210.86 |
| Sep-20 | WILKISTER OJIENDA | 16,251.39 |




| | | |
|--------|-------------------|-----------|
| Oct-20 | WILKISTER OJIENDA | 16,292.01 |
| Nov-20 | WILKISTER OJIENDA | 16,332.74 |
| Dec-20 | WILKISTER OJIENDA | 16,373.58 |
| Jan-21 | WILKISTER OJIENDA | 16,414.51 |
| Feb-21 | WILKISTER OJIENDA | 16,455.55 |
| Mar-21 | WILKISTER OJIENDA | 16,496.68 |
| Apr-21 | WILKISTER OJIENDA | 16,537.93 |
| May-21 | WILKISTER OJIENDA | 16,579.27 |
| Jun-21 | WILKISTER OJIENDA | 16,620.72 |
| Jul-18 | SHADRACK RUTO | 21,321.83 |
| Aug-18 | SHADRACK RUTO | 21,375.14 |
| Sep-18 | SHADRACK RUTO | 21,428.57 |
| Oct-18 | SHADRACK RUTO | 21,482.15 |
| Nov-18 | SHADRACK RUTO | 21,535.85 |
| Dec-18 | SHADRACK RUTO | 21,589.69 |
| Jan-19 | SHADRACK RUTO | 21,643.66 |
| Feb-19 | SHADRACK RUTO | 21,697.77 |
| Mar-19 | SHADRACK RUTO | 21,752.02 |
| Apr-19 | SHADRACK RUTO | 21,806.40 |
| May-19 | SHADRACK RUTO | 21,860.91 |
| Jun-19 | SHADRACK RUTO | 21,915.57 |
| Jul-19 | SHADRACK RUTO | 21,970.36 |
| Aug-19 | SHADRACK RUTO | 22,025.28 |
| Sep-19 | SHADRACK RUTO | 22,080.34 |
| Oct-19 | SHADRACK RUTO | 22,135.55 |
| Nov-19 | SHADRACK RUTO | 22,190.88 |
| Dec-19 | SHADRACK RUTO | 22,246.36 |
| Jan-20 | SHADRACK RUTO | 22,301.98 |
| Feb-20 | SHADRACK RUTO | 22,357.73 |
| Mar-20 | SHADRACK RUTO | 22,413.63 |
| Apr-20 | SHADRACK RUTO | 22,469.66 |
| May-20 | SHADRACK RUTO | 22,525.84 |
| Jun-20 | SHADRACK RUTO | 22,582.15 |
| Jul-20 | SHADRACK RUTO | 22,638.61 |
| Aug-20 | SHADRACK RUTO | 22,695.20 |
| Sep-20 | SHADRACK RUTO | 22,751.94 |
| Oct-20 | SHADRACK RUTO | 22,808.82 |
| Nov-20 | SHADRACK RUTO | 22,865.84 |
| Dec-20 | SHADRACK RUTO | 22,923.01 |
| Jan-21 | SHADRACK RUTO | 22,980.31 |
| Feb-21 | SHADRACK RUTO | 23,037.76 |
| Mar-21 | SHADRACK RUTO | 23,095.36 |
| Apr-21 | SHADRACK RUTO | 23,153.10 |
| May-21 | SHADRACK RUTO | 23,210.98 |
| Jun-21 | SHADRACK RUTO | 23,269.01 |
| Aug-18 | MIKALI HILARY | 10,660.92 |
| Sep-18 | MIKALI HILARY | 10,687.57 |
| Oct-18 | MIKALI HILARY | 10,714.29 |
| Nov-18 | MIKALI HILARY | 10,741.07 |
| Dec-18 | MIKALI HILARY | 10,767.93 |
| Jan-19 | MIKALI HILARY | 10,794.85 |
| Feb-19 | MIKALI HILARY | 10,821.83 |
| Mar-19 | MIKALI HILARY | 10,848.89 |
| Apr-19 | MIKALI HILARY | 10,876.01 |
| May-19 | MIKALI HILARY | 10,903.20 |
| Jun-19 | MIKALI HILARY | 10,930.46 |
| Jul-19 | MIKALI HILARY | 10,957.78 |
| Aug-19 | MIKALI HILARY | 10,985.18 |




| | | |
|--------|---------------|-----------|
| Sep-19 | MIKALI HILARY | 11,012.64 |
| Oct-19 | MIKALI HILARY | 11,040.17 |
| Nov-19 | MIKALI HILARY | 11,067.77 |
| Dec-19 | MIKALI HILARY | 11,095.44 |
| Jan-20 | MIKALI HILARY | 11,123.18 |
| Feb-20 | MIKALI HILARY | 11,150.99 |
| Mar-20 | MIKALI HILARY | 11,178.87 |
| Apr-20 | MIKALI HILARY | 11,206.81 |
| May-20 | MIKALI HILARY | 11,234.83 |
| Jun-20 | MIKALI HILARY | 11,262.92 |
| Jul-20 | MIKALI HILARY | 11,291.07 |
| Aug-20 | MIKALI HILARY | 11,319.30 |
| Sep-20 | MIKALI HILARY | 11,347.60 |
| Oct-20 | MIKALI HILARY | 11,375.97 |
| Nov-20 | MIKALI HILARY | 11,404.41 |
| Dec-20 | MIKALI HILARY | 11,432.92 |
| Jan-21 | MIKALI HILARY | 11,461.50 |
| Feb-21 | MIKALI HILARY | 11,490.16 |
| Mar-21 | MIKALI HILARY | 11,518.88 |
| Apr-21 | MIKALI HILARY | 11,547.68 |
| May-21 | MIKALI HILARY | 11,576.55 |
| Jun-21 | MIKALI HILARY | 11,605.49 |
| Aug-18 | EBBY MASWAI | 30,459.76 |
| Sep-18 | EBBY MASWAI | 30,535.91 |
| Oct-18 | EBBY MASWAI | 30,612.25 |
| Nov-18 | EBBY MASWAI | 30,688.78 |
| Dec-18 | EBBY MASWAI | 30,765.50 |
| Jan-19 | EBBY MASWAI | 30,842.42 |
| Feb-19 | EBBY MASWAI | 30,919.52 |
| Mar-19 | EBBY MASWAI | 30,996.82 |
| Apr-19 | EBBY MASWAI | 31,074.31 |
| May-19 | EBBY MASWAI | 31,152.00 |
| Jun-19 | EBBY MASWAI | 31,229.88 |
| Jul-19 | EBBY MASWAI | 31,307.95 |
| Aug-19 | EBBY MASWAI | 31,386.22 |
| Sep-19 | EBBY MASWAI | 31,464.69 |
| Oct-19 | EBBY MASWAI | 31,543.35 |
| Nov-19 | EBBY MASWAI | 31,622.21 |
| Dec-19 | EBBY MASWAI | 31,701.26 |
| Jan-20 | EBBY MASWAI | 31,780.52 |
| Feb-20 | EBBY MASWAI | 31,859.97 |
| Mar-20 | EBBY MASWAI | 31,939.62 |
| Apr-20 | EBBY MASWAI | 32,019.47 |
| May-20 | EBBY MASWAI | 32,099.52 |
| Jun-20 | EBBY MASWAI | 32,179.76 |
| Jul-20 | EBBY MASWAI | 32,260.21 |
| Aug-20 | EBBY MASWAI | 32,340.86 |
| Sep-20 | EBBY MASWAI | 32,421.72 |
| Oct-20 | EBBY MASWAI | 32,502.77 |
| Nov-20 | EBBY MASWAI | 32,584.03 |
| Dec-20 | EBBY MASWAI | 32,665.49 |
| Jan-21 | EBBY MASWAI | 32,747.15 |
| Feb-21 | EBBY MASWAI | 32,829.02 |
| Mar-21 | EBBY MASWAI | 32,911.09 |
| Apr-21 | EBBY MASWAI | 32,993.37 |
| May-21 | EBBY MASWAI | 33,075.85 |
| Jun-21 | EBBY MASWAI | 33,158.54 |
| Nov-18 | ANN KAJURU | 30,459.76 |




| | | |
|--------|-----------------|-----------|
| Dec-18 | ANN KAJUJU | 30,535.91 |
| Jan-19 | ANN KAJUJU | 30,612.25 |
| Feb-19 | ANN KAJUJU | 30,688.78 |
| Mar-19 | ANN KAJUJU | 30,765.50 |
| Apr-19 | ANN KAJUJU | 30,842.42 |
| May-19 | ANN KAJUJU | 30,919.52 |
| Jun-19 | ANN KAJUJU | 30,996.82 |
| Jul-19 | ANN KAJUJU | 31,074.31 |
| Aug-19 | ANN KAJUJU | 31,152.00 |
| Sep-19 | ANN KAJUJU | 31,229.88 |
| Oct-19 | ANN KAJUJU | 31,307.95 |
| Nov-19 | ANN KAJUJU | 31,386.22 |
| Dec-19 | ANN KAJUJU | 31,464.69 |
| Jan-20 | ANN KAJUJU | 31,543.35 |
| Feb-20 | ANN KAJUJU | 31,622.21 |
| Mar-20 | ANN KAJUJU | 31,701.26 |
| Apr-20 | ANN KAJUJU | 31,780.52 |
| May-20 | ANN KAJUJU | 31,859.97 |
| Jun-20 | ANN KAJUJU | 31,939.62 |
| Jul-20 | ANN KAJUJU | 32,019.47 |
| Aug-20 | ANN KAJUJU | 32,099.52 |
| Sep-20 | ANN KAJUJU | 32,179.76 |
| Oct-20 | ANN KAJUJU | 32,260.21 |
| Nov-20 | ANN KAJUJU | 32,340.86 |
| Dec-20 | ANN KAJUJU | 32,421.72 |
| Jan-21 | ANN KAJUJU | 32,502.77 |
| Feb-21 | ANN KAJUJU | 32,584.03 |
| Mar-21 | ANN KAJUJU | 32,665.49 |
| Apr-21 | ANN KAJUJU | 32,747.15 |
| May-21 | ANN KAJUJU | 32,829.02 |
| Jun-21 | ANN KAJUJU | 32,911.09 |
| Aug-19 | CAROLINE KANANA | 18,275.86 |
| Sep-19 | CAROLINE KANANA | 18,321.55 |
| Oct-19 | CAROLINE KANANA | 18,367.35 |
| Nov-19 | CAROLINE KANANA | 18,413.27 |
| Dec-19 | CAROLINE KANANA | 18,459.30 |
| Jan-20 | CAROLINE KANANA | 18,505.45 |
| Feb-20 | CAROLINE KANANA | 18,551.71 |
| Mar-20 | CAROLINE KANANA | 18,598.09 |
| Apr-20 | CAROLINE KANANA | 18,644.59 |
| May-20 | CAROLINE KANANA | 18,691.20 |
| Jun-20 | CAROLINE KANANA | 18,737.93 |
| Jul-20 | CAROLINE KANANA | 18,784.77 |
| Aug-20 | CAROLINE KANANA | 18,831.73 |
| Sep-20 | CAROLINE KANANA | 18,878.81 |
| Oct-20 | CAROLINE KANANA | 18,926.01 |
| Nov-20 | CAROLINE KANANA | 18,973.32 |
| Dec-20 | CAROLINE KANANA | 19,020.76 |
| Jan-21 | CAROLINE KANANA | 19,068.31 |
| Feb-21 | CAROLINE KANANA | 19,115.98 |
| Mar-21 | CAROLINE KANANA | 19,163.77 |
| Apr-21 | CAROLINE KANANA | 19,211.68 |
| May-21 | CAROLINE KANANA | 19,259.71 |
| Jun-21 | CAROLINE KANANA | 19,307.86 |
| Apr-19 | BRIAN AYODO | 31,495.26 |
| May-19 | BRIAN AYODO | 31,574.00 |
| Jun-19 | BRIAN AYODO | 31,652.93 |
| Jul-19 | BRIAN AYODO | 31,732.07 |




| | | |
|--------|----------------|-----------|
| Aug-19 | BRIAN AYODO | 31,811.40 |
| Sep-19 | BRIAN AYODO | 31,890.92 |
| Oct-19 | BRIAN AYODO | 31,970.65 |
| Nov-19 | BRIAN AYODO | 32,050.58 |
| Dec-19 | BRIAN AYODO | 32,130.70 |
| Jan-20 | BRIAN AYODO | 32,211.03 |
| Feb-20 | BRIAN AYODO | 32,291.56 |
| Mar-20 | BRIAN AYODO | 32,372.29 |
| Apr-20 | BRIAN AYODO | 32,453.22 |
| May-20 | BRIAN AYODO | 32,534.35 |
| Jun-20 | BRIAN AYODO | 32,615.69 |
| Jul-20 | BRIAN AYODO | 32,697.23 |
| Aug-20 | BRIAN AYODO | 32,778.97 |
| Sep-20 | BRIAN AYODO | 32,860.92 |
| Oct-20 | BRIAN AYODO | 32,943.07 |
| Nov-20 | BRIAN AYODO | 33,025.43 |
| Dec-20 | BRIAN AYODO | 33,107.99 |
| Jan-21 | BRIAN AYODO | 33,190.76 |
| Feb-21 | BRIAN AYODO | 33,273.74 |
| Mar-21 | BRIAN AYODO | 33,356.92 |
| Apr-21 | BRIAN AYODO | 33,440.31 |
| May-21 | BRIAN AYODO | 33,523.92 |
| Jun-21 | BRIAN AYODO | 33,607.73 |
| Jul-19 | VIOLET OMBATI | 39,895.41 |
| Aug-19 | VIOLET OMBATI | 39,995.15 |
| Sep-19 | VIOLET OMBATI | 40,095.14 |
| Oct-19 | VIOLET OMBATI | 40,195.38 |
| Nov-19 | VIOLET OMBATI | 40,295.87 |
| Dec-19 | VIOLET OMBATI | 40,396.61 |
| Jan-20 | VIOLET OMBATI | 40,497.60 |
| Feb-20 | VIOLET OMBATI | 40,598.84 |
| Mar-20 | VIOLET OMBATI | 40,700.34 |
| Apr-20 | VIOLET OMBATI | 40,802.09 |
| May-20 | VIOLET OMBATI | 40,904.09 |
| Jun-20 | VIOLET OMBATI | 41,006.35 |
| Jul-20 | VIOLET OMBATI | 41,108.87 |
| Aug-20 | VIOLET OMBATI | 41,211.64 |
| Sep-20 | VIOLET OMBATI | 41,314.67 |
| Oct-20 | VIOLET OMBATI | 41,417.96 |
| Nov-20 | VIOLET OMBATI | 41,521.50 |
| Dec-20 | VIOLET OMBATI | 41,625.31 |
| Jan-21 | VIOLET OMBATI | 41,729.37 |
| Feb-21 | VIOLET OMBATI | 41,833.69 |
| Mar-21 | VIOLET OMBATI | 41,938.28 |
| Apr-21 | VIOLET OMBATI | 42,043.12 |
| May-21 | VIOLET OMBATI | 42,148.23 |
| Jun-21 | VIOLET OMBATI | 42,253.60 |
| Oct-19 | ROBERT OYIEMBO | 67,650.20 |
| Nov-19 | ROBERT OYIEMBO | 67,819.33 |
| Dec-19 | ROBERT OYIEMBO | 67,988.87 |
| Jan-20 | ROBERT OYIEMBO | 68,158.85 |
| Feb-20 | ROBERT OYIEMBO | 68,329.24 |
| Mar-20 | ROBERT OYIEMBO | 68,500.07 |
| Apr-20 | ROBERT OYIEMBO | 68,671.32 |
| May-20 | ROBERT OYIEMBO | 68,843.00 |
| Jun-20 | ROBERT OYIEMBO | 69,015.10 |
| Jul-20 | ROBERT OYIEMBO | 69,187.64 |
| Aug-20 | ROBERT OYIEMBO | 69,360.61 |




| | | |
|--------|-----------------|-----------|
| Sep-20 | ROBERT OYIEMBO | 69,534.01 |
| Oct-20 | ROBERT OYIEMBO | 69,707.85 |
| Nov-20 | ROBERT OYIEMBO | 69,882.12 |
| Dec-20 | ROBERT OYIEMBO | 70,056.82 |
| Jan-21 | ROBERT OYIEMBO | 70,231.96 |
| Feb-21 | ROBERT OYIEMBO | 70,407.54 |
| Mar-21 | ROBERT OYIEMBO | 70,583.56 |
| Apr-21 | ROBERT OYIEMBO | 70,760.02 |
| May-21 | ROBERT OYIEMBO | 70,936.92 |
| Jun-21 | ROBERT OYIEMBO | 71,114.26 |
| Aug-19 | EDGAR MULAMULA | 22,844.82 |
| Sep-19 | EDGAR MULAMULA | 22,901.93 |
| Oct-19 | EDGAR MULAMULA | 22,959.19 |
| Nov-19 | EDGAR MULAMULA | 23,016.58 |
| Dec-19 | EDGAR MULAMULA | 23,074.13 |
| Jan-20 | EDGAR MULAMULA | 23,131.81 |
| Feb-20 | EDGAR MULAMULA | 23,189.64 |
| Mar-20 | EDGAR MULAMULA | 23,247.62 |
| Apr-20 | EDGAR MULAMULA | 23,305.73 |
| May-20 | EDGAR MULAMULA | 23,364.00 |
| Jun-20 | EDGAR MULAMULA | 23,422.41 |
| Jul-20 | EDGAR MULAMULA | 23,480.96 |
| Aug-20 | EDGAR MULAMULA | 23,539.67 |
| Sep-20 | EDGAR MULAMULA | 23,598.52 |
| Oct-20 | EDGAR MULAMULA | 23,657.51 |
| Nov-20 | EDGAR MULAMULA | 23,716.66 |
| Dec-20 | EDGAR MULAMULA | 23,775.95 |
| Jan-21 | EDGAR MULAMULA | 23,835.39 |
| Feb-21 | EDGAR MULAMULA | 23,894.98 |
| Mar-21 | EDGAR MULAMULA | 23,954.71 |
| Apr-21 | EDGAR MULAMULA | 24,014.60 |
| May-21 | EDGAR MULAMULA | 24,074.64 |
| Jun-21 | EDGAR MULAMULA | 24,134.82 |
| Oct-19 | GITAH KARETHI | 40,486.96 |
| Nov-19 | GITAH KARETHI | 40,588.17 |
| Dec-19 | GITAH KARETHI | 40,689.65 |
| Jan-20 | GITAH KARETHI | 40,791.37 |
| Feb-20 | GITAH KARETHI | 40,893.35 |
| Mar-20 | GITAH KARETHI | 40,995.58 |
| Apr-20 | GITAH KARETHI | 41,098.07 |
| May-20 | GITAH KARETHI | 41,200.82 |
| Jun-20 | GITAH KARETHI | 41,303.82 |
| Jul-20 | GITAH KARETHI | 41,407.08 |
| Aug-20 | GITAH KARETHI | 41,510.59 |
| Sep-20 | GITAH KARETHI | 41,614.37 |
| Oct-20 | GITAH KARETHI | 41,718.41 |
| Nov-20 | GITAH KARETHI | 41,822.70 |
| Dec-20 | GITAH KARETHI | 41,927.26 |
| Jan-21 | GITAH KARETHI | 42,032.08 |
| Feb-21 | GITAH KARETHI | 42,137.16 |
| Mar-21 | GITAH KARETHI | 42,242.50 |
| Apr-21 | GITAH KARETHI | 42,348.11 |
| May-21 | GITAH KARETHI | 42,453.98 |
| Jun-21 | GITAH KARETHI | 42,560.11 |
| Nov-19 | VALENTINE WAKIO | 25,890.80 |
| Dec-19 | VALENTINE WAKIO | 25,955.52 |
| Jan-20 | VALENTINE WAKIO | 26,020.41 |
| Feb-20 | VALENTINE WAKIO | 26,085.46 |




| | | |
|--------|---------------------|-----------|
| Mar-20 | VALENTINE WAKIO | 26,150.68 |
| Apr-20 | VALENTINE WAKIO | 26,216.05 |
| May-20 | VALENTINE WAKIO | 26,281.59 |
| Jun-20 | VALENTINE WAKIO | 26,347.30 |
| Jul-20 | VALENTINE WAKIO | 26,413.17 |
| Aug-20 | VALENTINE WAKIO | 26,479.20 |
| Sep-20 | VALENTINE WAKIO | 26,545.40 |
| Oct-20 | VALENTINE WAKIO | 26,611.76 |
| Nov-20 | VALENTINE WAKIO | 26,678.29 |
| Dec-20 | VALENTINE WAKIO | 26,744.98 |
| Jan-21 | VALENTINE WAKIO | 26,811.85 |
| Feb-21 | VALENTINE WAKIO | 26,878.88 |
| Mar-21 | VALENTINE WAKIO | 26,946.07 |
| Apr-21 | VALENTINE WAKIO | 27,013.44 |
| May-21 | VALENTINE WAKIO | 27,080.97 |
| Jun-21 | VALENTINE WAKIO | 27,148.68 |
| Feb-20 | ERIC ISOE | 21,321.83 |
| Mar-20 | ERIC ISOE | 21,375.14 |
| Apr-20 | ERIC ISOE | 21,428.57 |
| May-20 | ERIC ISOE | 21,482.15 |
| Jun-20 | ERIC ISOE | 21,535.85 |
| Jul-20 | ERIC ISOE | 21,589.69 |
| Aug-20 | ERIC ISOE | 21,643.66 |
| Sep-20 | ERIC ISOE | 21,697.77 |
| Oct-20 | ERIC ISOE | 21,752.02 |
| Nov-20 | ERIC ISOE | 21,806.40 |
| Dec-20 | ERIC ISOE | 21,860.91 |
| Jan-21 | ERIC ISOE | 21,915.57 |
| Feb-21 | ERIC ISOE | 21,970.36 |
| Mar-21 | ERIC ISOE | 22,025.28 |
| Apr-21 | ERIC ISOE | 22,080.34 |
| May-21 | ERIC ISOE | 22,135.55 |
| Jun-21 | ERIC ISOE | 22,190.88 |
| Mar-20 | PHILIPHINE JEPKEMOI | 17,666.66 |
| Apr-20 | PHILIPHINE JEPKEMOI | 17,710.83 |
| May-20 | PHILIPHINE JEPKEMOI | 17,755.10 |
| Jun-20 | PHILIPHINE JEPKEMOI | 17,799.49 |
| Jul-20 | PHILIPHINE JEPKEMOI | 17,843.99 |
| Aug-20 | PHILIPHINE JEPKEMOI | 17,888.60 |
| Sep-20 | PHILIPHINE JEPKEMOI | 17,933.32 |
| Oct-20 | PHILIPHINE JEPKEMOI | 17,978.16 |
| Nov-20 | PHILIPHINE JEPKEMOI | 18,023.10 |
| Dec-20 | PHILIPHINE JEPKEMOI | 18,068.16 |
| Jan-21 | PHILIPHINE JEPKEMOI | 18,113.33 |
| Feb-21 | PHILIPHINE JEPKEMOI | 18,158.61 |
| Mar-21 | PHILIPHINE JEPKEMOI | 18,204.01 |
| Apr-21 | PHILIPHINE JEPKEMOI | 18,249.52 |
| May-21 | PHILIPHINE JEPKEMOI | 18,295.14 |
| Jun-21 | PHILIPHINE JEPKEMOI | 18,340.88 |
| Jul-20 | LINDA NDAMBIRI | 30,459.76 |
| Aug-20 | LINDA NDAMBIRI | 30,535.91 |
| Sep-20 | LINDA NDAMBIRI | 30,612.25 |
| Oct-20 | LINDA NDAMBIRI | 30,688.78 |
| Nov-20 | LINDA NDAMBIRI | 30,765.50 |
| Dec-20 | LINDA NDAMBIRI | 30,842.42 |
| Jan-21 | LINDA NDAMBIRI | 30,919.52 |
| Feb-21 | LINDA NDAMBIRI | 30,996.82 |
| Mar-21 | LINDA NDAMBIRI | 31,074.31 |




| | | |
|--------|----------------|-----------|
| Apr-21 | LINDA NDAMBIRI | 31,152.00 |
| May-21 | LINDA NDAMBIRI | 31,229.88 |
| Jun-21 | LINDA NDAMBIRI | 31,307.95 |
| Sep-20 | JOSEPH RIUNGU | 41,668.95 |
| Oct-20 | JOSEPH RIUNGU | 41,773.12 |
| Nov-20 | JOSEPH RIUNGU | 41,877.56 |
| Dec-20 | JOSEPH RIUNGU | 41,982.25 |
| Jan-21 | JOSEPH RIUNGU | 42,087.21 |
| Feb-21 | JOSEPH RIUNGU | 42,192.42 |
| Mar-21 | JOSEPH RIUNGU | 42,297.91 |
| Apr-21 | JOSEPH RIUNGU | 42,403.65 |
| May-21 | JOSEPH RIUNGU | 42,509.66 |
| Jun-21 | JOSEPH RIUNGU | 42,615.93 |
| Sep-20 | MARY WANGELE | 29,545.97 |
| Oct-20 | MARY WANGELE | 29,619.83 |
| Nov-20 | MARY WANGELE | 29,693.88 |
| Dec-20 | MARY WANGELE | 29,768.12 |
| Jan-21 | MARY WANGELE | 29,842.54 |
| Feb-21 | MARY WANGELE | 29,917.14 |
| Mar-21 | MARY WANGELE | 29,991.94 |
| Apr-21 | MARY WANGELE | 30,066.92 |
| May-21 | MARY WANGELE | 30,142.08 |
| Jun-21 | MARY WANGELE | 30,217.44 |
| Oct-20 | EUNICE MUSANGO | 30,459.76 |
| Nov-20 | EUNICE MUSANGO | 30,535.91 |
| Dec-20 | EUNICE MUSANGO | 30,612.25 |
| Jan-21 | EUNICE MUSANGO | 30,688.78 |
| Feb-21 | EUNICE MUSANGO | 30,765.50 |
| Mar-21 | EUNICE MUSANGO | 30,842.42 |
| Apr-21 | EUNICE MUSANGO | 30,919.52 |
| May-21 | EUNICE MUSANGO | 30,996.82 |
| Jun-21 | EUNICE MUSANGO | 31,074.31 |
| Sep-20 | EVANS MURIUKI | 42,940.90 |
| Oct-20 | EVANS MURIUKI | 43,048.25 |
| Nov-20 | EVANS MURIUKI | 43,155.87 |
| Dec-20 | EVANS MURIUKI | 43,263.76 |
| Jan-21 | EVANS MURIUKI | 43,371.92 |
| Feb-21 | EVANS MURIUKI | 43,480.35 |
| Mar-21 | EVANS MURIUKI | 43,589.05 |
| Apr-21 | EVANS MURIUKI | 43,698.02 |
| May-21 | EVANS MURIUKI | 43,807.27 |
| Jun-21 | EVANS MURIUKI | 43,916.79 |
| Nov-20 | BESSIE KABURA | 30,459.76 |
| Dec-20 | BESSIE KABURA | 30,535.91 |
| Jan-21 | BESSIE KABURA | 30,612.25 |
| Feb-21 | BESSIE KABURA | 30,688.78 |
| Mar-21 | BESSIE KABURA | 30,765.50 |
| Apr-21 | BESSIE KABURA | 30,842.42 |
| May-21 | BESSIE KABURA | 30,919.52 |
| Jun-21 | BESSIE KABURA | 30,996.82 |
| Sep-20 | KENNEDY KIMUYU | 27,084.36 |
| Oct-20 | KENNEDY KIMUYU | 27,152.07 |
| Nov-20 | KENNEDY KIMUYU | 27,219.95 |
| Dec-20 | KENNEDY KIMUYU | 27,288.00 |
| Jan-21 | KENNEDY KIMUYU | 27,356.22 |
| Feb-21 | KENNEDY KIMUYU | 27,424.61 |
| Mar-21 | KENNEDY KIMUYU | 27,493.17 |
| Apr-21 | KENNEDY KIMUYU | 27,561.91 |






| | | | |
|--|--|------------------------|----------------|
| | | | 19,907,122.29 |
| | | BANK STATEMENT BALANCE | 98,799,622.00 |
| | | CASHBOOK BANK BALANCE | 100,647,678.29 |
| | | | |



| ODPP STAFF MORTGAGE AND CARLOAN SCHEME | | | | | |
|---|--------------------|--------------------|--------------------|--------------------|--|
| TRIAL BALANCE AS AT 30TH JUNE 2021 | | | | | |
| ITEM | CURRENT | | PREVIOUS | | |
| | 2020-2021 | | 2019-2020 | | |
| | DEBIT | CREDIT | DEBIT | CREDIT | |
| | KSHS. | KSHS. | KSHS. | KSHS. | |
| Housing Mortgage Bank Balance | 100,647,678 | | 127,830,956 | | |
| Car Loan Bank Balance | 44,878,633 | | 45,518,289 | | |
| Current portion of Carloan Loan Receivables | 18,753,779 | | 12,048,900 | | |
| Current Portion of Long Term Receivables-Housing Mortgage | 11,700,705 | | 7,470,295 | | |
| Long Term Receivables-Housing Mortgage | 254,651,617 | | 154,698,750 | | |
| Long Term Receivables-Car Loan | 41,367,588 | | 32,432,812 | | |
| 3% Interest Housing Mortgage scheme-Income | | 7,223,577 | | 3,946,570 | |
| 3% Interest Carloan Scheme-Income | | 1,712,931 | | 1,168,807 | |
| Bank Service Charges | | - | | - | |
| 3% Interest Housing Mortgage scheme-Loan Administrative Expense | 7,223,577 | | 3,946,570 | | |
| 3% Interest Car loan Scheme-Loan Administrative Expenses | 1,712,931 | | 1,168,807 | | |
| Staff Carloan fund | | 105,000,000 | | 90,000,000 | |
| Housing Mortgage fund | | 367,000,000 | | 290,000,000 | |
| | | | | | |
| | <u>480,936,509</u> | <u>480,936,509</u> | <u>385,115,377</u> | <u>385,115,377</u> | |



2020-2021 CAR LOAN CASHBOOK

| RECIPTS | | | PAYMENTS | | |
|------------------------|------------------|-------------------|------------------|-------------------|-------------------|
| NAME | DESCRIPTION | AMOUNT (KSHS) | NAME | DESCRIPTION | AMOUNT (KSHS) |
| | BAL BF | 45,518,289 | Gertrude Mueni | LOAN DISBURSEMENT | 1,500,000 |
| Odpp car loan fund | PRINCIPAL AMOUNT | 15,000,000 | Eunice kanyita | LOAN DISBURSEMENT | 740,000 |
| Muchina William | PRINCIPAL AMOUNT | 265,008 | Vena Odera | LOAN DISBURSEMENT | 1,300,000 |
| Talau Issac | PRINCIPAL AMOUNT | 202,817 | Naomi Atina | LOAN DISBURSEMENT | 1,500,000 |
| Annette Wangia | PRINCIPAL AMOUNT | 171,981 | Edwin Mulundira | LOAN DISBURSEMENT | 640,000 |
| Juliet Adhambro | PRINCIPAL AMOUNT | 222,564 | Anthony Mutisya | LOAN DISBURSEMENT | 1,500,000 |
| Edna Ntaho | PRINCIPAL AMOUNT | 303,496 | Faith Mwila | LOAN DISBURSEMENT | 1,500,000 |
| Alex Akula | PRINCIPAL AMOUNT | 303,496 | Jilo Guyo | LOAN DISBURSEMENT | 800,000 |
| Muriuki Evans | PRINCIPAL AMOUNT | 322,117 | Hillary Isiabo | LOAN DISBURSEMENT | 1,500,000 |
| Gatobu Mutembes | PRINCIPAL AMOUNT | 261,067 | Brenda Ogada | LOAN DISBURSEMENT | 1,500,000 |
| Thyaka Sharon Acc | PRINCIPAL AMOUNT | 301,231 | Evans Onderi | LOAN DISBURSEMENT | 3,000,000 |
| Mugambi Anne Wangari | PRINCIPAL AMOUNT | 291,190 | Henry Koima | LOAN DISBURSEMENT | 1,250,000 |
| Gichuhi Lilian Njeri | PRINCIPAL AMOUNT | 277,133 | Peter Gitonga | LOAN DISBURSEMENT | 1,485,000 |
| James Opiundo | PRINCIPAL AMOUNT | 319,713 | David Nyaga | LOAN DISBURSEMENT | 1,500,000 |
| Wangechi Biden | PRINCIPAL AMOUNT | 239,785 | Rita Rotich | LOAN DISBURSEMENT | 1,500,000 |
| Mary Nyambura | PRINCIPAL AMOUNT | 143,871 | Lokorio Chemenjo | LOAN DISBURSEMENT | 1,500,000 |
| Dorcas Agik | PRINCIPAL AMOUNT | 799,282 | Maureen Wambui | LOAN DISBURSEMENT | 1,850,000 |
| Milicent Kagira | PRINCIPAL AMOUNT | 292,536 | Faith Apondi | LOAN DISBURSEMENT | 1,100,000 |
| Silvester Githiga | PRINCIPAL AMOUNT | 297,494 | Alexander Yamina | LOAN DISBURSEMENT | 1,500,000 |
| Nicholas Mutuku | PRINCIPAL AMOUNT | 793,317 | Wamuyu Ngugi | LOAN DISBURSEMENT | 1,400,000 |
| James Mchira | PRINCIPAL AMOUNT | 297,494 | Millicent Oduor | LOAN DISBURSEMENT | 675,000 |
| Joyce Wangare | PRINCIPAL AMOUNT | 297,494 | Christine Ooko | LOAN DISBURSEMENT | 1,180,000 |
| Justus Ochieng | PRINCIPAL AMOUNT | 208,246 | Winnie Otieno | LOAN DISBURSEMENT | 900,000 |
| Lucas Kipkosgei | PRINCIPAL AMOUNT | 246,062 | | | |
| Wesley Nyamache | PRINCIPAL AMOUNT | 295,274 | | | |
| Asava Mudemba | PRINCIPAL AMOUNT | 224,687 | | | |
| Mukoya Judith | PRINCIPAL AMOUNT | 576,172 | | | |
| Shirley Kebur | PRINCIPAL AMOUNT | 181,101 | | | |
| Kiptoo jackline jemuta | PRINCIPAL AMOUNT | 313,371 | | | |
| Byrian Ayodo | PRINCIPAL AMOUNT | 263,763 | | | |
| Susan Lewa | PRINCIPAL AMOUNT | 249,594 | | | |
| Kennedy Amunga | PRINCIPAL AMOUNT | 249,594 | | | |
| Mbae Frida | PRINCIPAL AMOUNT | 287,274 | | | |
| Jane Minjire | PRINCIPAL AMOUNT | 229,820 | | | |
| Gedrudah Sidi | PRINCIPAL AMOUNT | 286,558 | | | |
| Ebby Maswai | PRINCIPAL AMOUNT | 286,558 | | | |
| Juliet Busweni | PRINCIPAL AMOUNT | 277,006 | | | |
| Kevin Magera | PRINCIPAL AMOUNT | 277,006 | | | |
| Kaniu Jennifer | PRINCIPAL AMOUNT | 160,769 | | | |
| Bernice kagali | PRINCIPAL AMOUNT | 240,893 | | | |
| Kadebe Eddie | PRINCIPAL AMOUNT | 283,710 | | | |
| Celestine oluoch | PRINCIPAL AMOUNT | 282,297 | | | |
| Valentine wakio | PRINCIPAL AMOUNT | 225,838 | | | |
| Gertrude Mueni | PRINCIPAL AMOUNT | 258,448 | | | |
| Eunice kanyita | PRINCIPAL AMOUNT | 127,501 | | | |
| Vena Odera | PRINCIPAL AMOUNT | 182,804 | | | |
| Naomi Atina | PRINCIPAL AMOUNT | 234,658 | | | |
| Edwin Mulundira | PRINCIPAL AMOUNT | 100,121 | | | |
| Anthony Mutisya | PRINCIPAL AMOUNT | 187,257 | | | |
| Faith Mwila | PRINCIPAL AMOUNT | 234,658 | | | |
| Jilo Guyo | PRINCIPAL AMOUNT | 125,151 | | | |
| Hillary Isiabo | PRINCIPAL AMOUNT | 234,658 | | | |
| Brenda Ogada | PRINCIPAL AMOUNT | 210,928 | | | |
| Evans Onderi | PRINCIPAL AMOUNT | 421,856 | | | |
| Henry Koima | PRINCIPAL AMOUNT | 156,047 | | | |
| Peter Gitonga | PRINCIPAL AMOUNT | 162,008 | | | |
| David Nyaga | PRINCIPAL AMOUNT | 163,644 | | | |
| Rita Rotich | PRINCIPAL AMOUNT | 163,644 | | | |
| Lokorio Chemenjo | PRINCIPAL AMOUNT | 116,597 | | | |
| Maureen Wambui | PRINCIPAL AMOUNT | 143,803 | | | |
| Faith Apondi | PRINCIPAL AMOUNT | 85,504 | | | |
| Alexander Yamina | PRINCIPAL AMOUNT | 116,597 | | | |
| Wamuyu Ngugi | PRINCIPAL AMOUNT | 86,950 | | | |
| Millicent Oduor | PRINCIPAL AMOUNT | 31,402 | | | |
| Christine Ooko | PRINCIPAL AMOUNT | 73,286 | | | |
| Winnie Otieno | PRINCIPAL AMOUNT | 13,922 | | | |
| | | 76,198,633 | | | 41,320,000 |
| | | <u>76,198,633</u> | BAL CD | | <u>44,878,633</u> |
| BAL BD | | <u>44,878,633</u> | | | <u>76,198,633</u> |

[Handwritten Signature]

Fund Administrator
Name: Mr. Noordin M. Haji, CBS, OGW
Date: 21/11/2021

[Handwritten Signature]

Head of Accounts
Name: Zuwenza Zarnabu
Date: 21/11/2021

[Handwritten Signature]

Chairperson of the Fund
Name: Mrs Dorcas Oduor, EBS, OGW
Date: 21/11/2021



2020-2021 MORTGAGE CASHBOOK

| RECIPTS | | | PAYMENTS | | |
|-------------------------|------------------|--------------------|-----------------|-------------------|--------------------|
| NAME | DESCRIPTION | AMOUNT (KSHS) | NAME | DESCRIPTION | AMOUNT (KSHS) |
| | BAL B/F | 127,830,956 | Joseph Rungu | LOAN DISBURSEMENT | 13,680,000 |
| Odpp Mortgage loan fund | PRINCIPAL AMOUNT | 77,000,000 | Linda Ndambiri | LOAN DISBURSEMENT | 10,000,000 |
| Kuruga Susan | PRINCIPAL AMOUNT | 396,430 | Kennedy Kimuyu | LOAN DISBURSEMENT | 4,229,444 |
| Jacob Bartoney | PRINCIPAL AMOUNT | 145,421 | Mary Wangele | LOAN DISBURSEMENT | 9,700,000 |
| Linda Nyauncho | PRINCIPAL AMOUNT | 257,679 | Eunice Musango | LOAN DISBURSEMENT | 10,000,000 |
| Paul Ndemo | PRINCIPAL AMOUNT | 643,119 | Evans Muriuki | LOAN DISBURSEMENT | 12,500,000 |
| Wilkister Ojenda | PRINCIPAL AMOUNT | 196,736 | Bessie Gikonyo | LOAN DISBURSEMENT | 10,000,000 |
| Shadrack Ruto | PRINCIPAL AMOUNT | 275,430 | Berry Akoth | LOAN DISBURSEMENT | 10,000,000 |
| Miriam Ngari | PRINCIPAL AMOUNT | 188,395 | Charles Mogaka | LOAN DISBURSEMENT | 6,300,000 |
| Maryanne Mwangi | PRINCIPAL AMOUNT | 313,992 | Henry Kinyanjui | LOAN DISBURSEMENT | 6,200,000 |
| Makali Hillary | PRINCIPAL AMOUNT | 137,372 | Paul Ochieng | LOAN DISBURSEMENT | 6,300,000 |
| Ebby Maswai | PRINCIPAL AMOUNT | 392,490 | Linda Mwamburi | LOAN DISBURSEMENT | 9,000,000 |
| Ann Kajuju | PRINCIPAL AMOUNT | 389,561 | Jane Adoyo | LOAN DISBURSEMENT | 7,000,000 |
| Brian Ayodo | PRINCIPAL AMOUNT | 397,807 | | | |
| Caroline Kanana | PRINCIPAL AMOUNT | 228,543 | | | |
| Violet Ombati | PRINCIPAL AMOUNT | 500,146 | | | |
| Robert Oyiembo | PRINCIPAL AMOUNT | 841,763 | | | |
| Edgar Mulamula | PRINCIPAL AMOUNT | 285,678 | | | |
| Gitahi Kareithi | PRINCIPAL AMOUNT | 503,774 | | | |
| Valentine Wakio | PRINCIPAL AMOUNT | 321,353 | | | |
| Eric Isoe | PRINCIPAL AMOUNT | 262,668 | | | |
| Philiphine Jepkemoi | PRINCIPAL AMOUNT | 217,097 | | | |
| Monica Owenga | PRINCIPAL AMOUNT | 574,840 | | | |
| Joseph Rungu | PRINCIPAL AMOUNT | 421,409 | | | |
| Linda Ndambiri | PRINCIPAL AMOUNT | 370,585 | | | |
| Kennedy Kimuyu | PRINCIPAL AMOUNT | 273,911 | | | |
| Mary Wangele | PRINCIPAL AMOUNT | 298,806 | | | |
| Eunice Musango | PRINCIPAL AMOUNT | 276,895 | | | |
| Evans Muriuki | PRINCIPAL AMOUNT | 434,272 | | | |
| Bessie Gikonyo | PRINCIPAL AMOUNT | 245,821 | | | |
| Berry Akoth | PRINCIPAL AMOUNT | 214,824 | | | |
| Charles Mogaka | PRINCIPAL AMOUNT | 154,867 | | | |
| Henry Kinyanjui | PRINCIPAL AMOUNT | 171,675 | | | |
| Paul Ochieng | PRINCIPAL AMOUNT | 135,339 | | | |
| Linda Mwamburi | PRINCIPAL AMOUNT | 193,342 | | | |
| Jane Adoyo | PRINCIPAL AMOUNT | 64,126 | | | |
| | | 215,557,122 | | | 114,909,444 |
| | | <u>215,557,122</u> | BAL CD | | <u>100,647,678</u> |
| BAL/CD | | <u>100,647,678</u> | | | <u>215,557,122</u> |

[Signature]


Fund Administrator
 Name: Mr. Noordin M. Haji, CBS, OGW
 Date: 21/11/2022

[Signature]

Head of Accounts
 Name: Zuwena Zamabu
 Date: 21/11/2022


[Signature]

Chairperson of the Fund
 Name: Mrs. Dorcas Oduor, EBS, OGW
 Date: 21/11/2022



Consolidated CAR LOAN WORKING SCHEDULE FOR THE PERIOD ENDED JUNE 30, 2021

| Name of Payee | Staff No. | DISBURSED | TOTAL LOAN | LOAN BALANCE | PRINCIPAL PAID | LOAN BALANCE | SHORTTERM | LONGTERM | LOAN |
|-------------------------|-----------|----------------------|----------------------|----------------------|----------------------|----------------------|----------------------|----------------------|---------------------|
| | | 2018-2019 | DISBURSED | 01.07.2019 | 30.06.2020 | 30.06.2020 | RECEIVABLES | RECEIVABLES | INTEREST |
| Muchina William | | 1,300,000 | 1,300,000 | 630,932 | 265,008 | 365,924 | 273,068 | 92,856 | 15,304 |
| Talal Issac | | 1,000,000 | 1,000,000 | 518,718 | 202,837 | 315,881 | 209,006 | 106,875 | 12,788 |
| Annette Wangia | | 850,000 | 850,000 | 455,046 | 171,981 | 283,065 | 177,212 | 105,853 | 14,623 |
| Julet Adhiambo | | 1,100,000 | 1,100,000 | 588,883 | 222,564 | 366,319 | 229,333 | 136,986 | 19,940 |
| Edna Ntobo | | 1,500,000 | 1,500,000 | 803,022 | 303,496 | 499,526 | 312,727 | 186,799 | 19,940 |
| Alex Akula | | 1,500,000 | 1,500,000 | 803,022 | 303,496 | 499,526 | 312,727 | 186,799 | 19,940 |
| Muriuki Evans | | 1,600,000 | 1,600,000 | 909,575 | 322,117 | 587,458 | 331,914 | 255,544 | 22,882 |
| Gatobu Mutembei | | 1,300,000 | 1,300,000 | 760,488 | 261,067 | 499,421 | 269,008 | 230,413 | 19,244 |
| Thyaka Sharon Acc | | 1,500,000 | 1,500,000 | 877,486 | 301,231 | 576,255 | 310,394 | 265,861 | 22,205 |
| Mugambi Anne Wangari | | 1,450,000 | 1,450,000 | 848,237 | 291,190 | 557,046 | 300,047 | 256,999 | 21,465 |
| Gichuhi Lilian Njeri | | 1,380,000 | 1,380,000 | 807,287 | 277,133 | 530,154 | 285,562 | 244,592 | 20,429 |
| James Opundo | | 1,600,000 | 1,600,000 | 988,607 | 319,713 | 668,895 | 329,437 | 339,457 | 25,286 |
| Wangechi Biden | | 1,200,000 | 1,200,000 | 741,455 | 239,785 | 501,671 | 247,078 | 254,593 | 18,964 |
| Mary Nyambura | | 720,000 | 720,000 | 444,873 | 143,871 | 301,002 | 148,247 | 152,755 | 11,379 |
| Dorcas Agik | | 4,000,000 | 4,000,000 | 2,471,519 | 799,282 | 1,672,237 | 823,593 | 848,644 | 63,215 |
| SUB Total | | 22,000,000 | 22,000,000 | 12,649,151 | 4,424,771 | 8,224,380 | 4,559,355 | 3,665,025 | 327,604 |
| 2018-2019 | | | | | | | | | |
| Millicent Kagira | | 1,475,000 | 1,475,000 | 983,687 | 292,536 | 691,151 | 301,434 | 389,718 | 25,510 |
| Silvester Githiga | | 1,500,000 | 1,500,000 | 1,000,359 | 297,494 | 702,865 | 306,543 | 396,322 | 25,942 |
| Nicholas Mutuku | | 4,000,000 | 4,000,000 | 2,667,626 | 793,317 | 1,874,309 | 817,447 | 1,056,862 | 69,180 |
| James Mchira | | 1,500,000 | 1,500,000 | 1,000,359 | 297,494 | 702,865 | 306,543 | 396,322 | 25,942 |
| Joyce Wangare | | 1,500,000 | 1,500,000 | 1,000,359 | 297,494 | 702,865 | 306,543 | 396,322 | 25,942 |
| Justus Ochieng | | 1,050,000 | 1,050,000 | 700,252 | 208,246 | 492,006 | 214,580 | 277,426 | 18,160 |
| Lucas Kipkosgei | | 1,250,000 | 1,250,000 | 894,459 | 246,062 | 648,397 | 253,546 | 394,852 | 23,469 |
| Wesley Nyamache | | 1,500,000 | 1,500,000 | 1,073,351 | 295,274 | 778,077 | 304,255 | 473,822 | 28,162 |
| Asava Mudemba | | 1,150,000 | 1,150,000 | 878,444 | 224,687 | 653,757 | 231,521 | 422,235 | 23,281 |
| Mukoya Judith | | 2,950,000 | 2,950,000 | 2,253,402 | 576,372 | 1,677,030 | 593,903 | 1,083,127 | 59,720 |
| Shirley Kebut | | 920,000 | 920,000 | 658,321 | 181,101 | 477,220 | 186,610 | 290,610 | 17,273 |
| sub Total | | 18,795,000 | 18,795,000 | 13,110,619 | 3,710,077 | 9,400,542 | 3,822,923 | 5,577,618 | 342,581 |
| 2019-2020 | | | | | | | | | |
| Kiptoo jackline jemutai | | 1,620,000 | 1,620,000 | 1,340,876 | 313,371 | 1,027,506 | 322,902 | 704,604 | 35,941 |
| Byrian Ayodo | | 1,350,000 | 1,350,000 | 1,094,022 | 263,763 | 830,259 | 271,786 | 558,473 | 27,329 |
| Susan Lewa | | 1,300,000 | 1,300,000 | 1,137,711 | 249,594 | 888,117 | 257,185 | 630,932 | 30,718 |
| Kennedy Amunga | | 1,300,000 | 1,300,000 | 1,137,711 | 249,594 | 888,117 | 257,185 | 630,932 | 30,718 |
| Mbae Frida | | 1,500,000 | 1,500,000 | 1,336,356 | 287,274 | 1,049,081 | 296,012 | 753,069 | 36,162 |
| Jane Minjire | | 1,200,000 | 1,200,000 | 1,069,084 | 229,820 | 839,265 | 236,810 | 602,455 | 28,930 |
| Gedrudah Sidi | | 1,500,000 | 1,500,000 | 1,359,909 | 286,558 | 1,073,351 | 295,274 | 778,077 | 36,878 |
| Ebby Maswai | | 1,500,000 | 1,500,000 | 1,359,909 | 286,558 | 1,073,351 | 295,274 | 778,077 | 36,878 |
| Juliet Busienei | | 1,450,000 | 1,450,000 | 1,314,578 | 277,006 | 1,037,572 | 285,431 | 752,141 | 35,649 |
| Kevin Magera | | 1,450,000 | 1,450,000 | 1,314,578 | 277,006 | 1,037,572 | 285,431 | 752,141 | 35,649 |
| Kaniu Jennifer | | 850,000 | 850,000 | 823,670 | 160,769 | 662,901 | 165,659 | 497,242 | 22,511 |
| Bernice Kagali | | 1,280,000 | 1,280,000 | 1,280,000 | 240,893 | 1,039,107 | 248,220 | 790,886 | 35,106 |
| Kaidebe Eddie | | 1,500,000 | 1,500,000 | 1,453,536 | 283,710 | 1,169,826 | 292,340 | 877,486 | 39,726 |
| Celestine Oluoch | | 1,500,000 | 1,500,000 | 1,500,000 | 282,297 | 1,217,703 | 290,883 | 926,820 | 41,139 |
| Valentine wakio | | 1,200,000 | 1,200,000 | 1,200,000 | 225,838 | 974,162 | 232,707 | 741,456 | 32,912 |
| sub Total | | 20,500,000 | 20,500,000 | 18,721,941 | 3,914,051 | 14,807,890 | 4,033,100 | 10,774,790 | 506,247 |
| 2020-2021 | | | | | | | | | |
| Gertrude Mueni | | 1,500,000.00 | 1,500,000.00 | | 258,447.86 | 1,241,552.14 | 290,157.96 | 951,394.18 | 38,035.53 |
| Eunice kanyita | | 740,000.00 | 740,000.00 | | 127,500.95 | 612,499.05 | 143,144.59 | 469,354.46 | 18,764.20 |
| Vena Odero | | 1,300,000.00 | 1,300,000.00 | | 182,804.11 | 1,117,195.89 | 433,021.69 | 684,174.19 | 27,429.57 |
| Naomi Atina | | 1,500,000.00 | 1,500,000.00 | | 234,658.18 | 1,265,341.82 | 289,434.37 | 975,907.45 | 34,872.18 |
| Edwin Mulundira | | 640,000.00 | 640,000.00 | | 100,120.82 | 539,879.18 | 123,492.00 | 416,387.18 | 14,878.80 |
| Anthony Mutisya | | 1,500,000.00 | 1,500,000.00 | | 187,256.65 | 1,312,743.35 | 287,992.61 | 1,024,750.75 | 28,367.64 |
| Faith Mwila | | 1,500,000.00 | 1,500,000.00 | | 234,658.18 | 1,265,341.82 | 289,434.37 | 975,907.45 | 34,872.18 |
| Jilo Guyo | | 800,000.00 | 800,000.00 | | 125,151.03 | 674,848.97 | 154,365.00 | 520,483.97 | 18,598.50 |
| Hillary Isiaho | | 1,500,000.00 | 1,500,000.00 | | 234,658.18 | 1,265,341.82 | 289,434.37 | 975,907.45 | 34,872.18 |
| Brenda Ogada | | 1,500,000.00 | 1,500,000.00 | | 210,927.82 | 1,289,072.18 | 288,712.59 | 1,000,359.59 | 31,649.50 |
| Evans Onderi | | 3,000,000.00 | 3,000,000.00 | | 421,855.65 | 2,578,144.35 | 577,425.18 | 2,000,719.17 | 63,299.00 |
| Henry Koima | | 1,250,000.00 | 1,250,000.00 | | 156,047.21 | 1,093,952.79 | 239,993.84 | 853,958.95 | 23,639.70 |
| Peter Gitonga | | 1,485,000.00 | 1,485,000.00 | | 162,008.05 | 1,322,991.95 | 284,401.68 | 1,038,590.27 | 24,776.48 |
| David Nyaga | | 1,500,000.00 | 1,500,000.00 | | 163,644.50 | 1,336,355.50 | 287,274.42 | 1,049,081.08 | 25,026.75 |
| Rita Rotich | | 1,500,000.00 | 1,500,000.00 | | 163,644.50 | 1,336,355.50 | 287,274.42 | 1,049,081.08 | 25,026.75 |
| Lokorio Chemenjo | | 1,500,000.00 | 1,500,000.00 | | 116,596.71 | 1,383,403.29 | 285,843.42 | 1,097,559.87 | 18,168.47 |
| Maureen Wambui | | 1,850,000.00 | 1,850,000.00 | | 143,802.61 | 1,706,197.39 | 352,540.22 | 1,353,657.18 | 10,295.47 |
| Faith Apondi | | 1,100,000.00 | 1,100,000.00 | | 85,504.25 | 1,014,495.75 | 209,618.51 | 804,877.24 | 13,323.55 |
| Alexander Yamina | | 1,500,000.00 | 1,500,000.00 | | 116,596.71 | 1,383,403.29 | 285,843.42 | 1,097,559.87 | 18,168.47 |
| Wamuyu Ngugi | | 1,400,000.00 | 1,400,000.00 | | 86,950.05 | 1,313,049.95 | 266,121.89 | 1,046,928.06 | 13,674.62 |
| Millicent Oduor | | 675,000.00 | 675,000.00 | | 31,402.47 | 643,597.53 | 127,988.79 | 515,608.73 | 4,984.12 |
| Christine Ooko | | 1,180,000.00 | 1,180,000.00 | | 73,286.47 | 1,106,713.53 | 224,302.73 | 882,410.80 | 11,525.75 |
| Winnie Otieno | | 900,000.00 | 900,000.00 | | 13,921.82 | 886,078.18 | 169,801.66 | 716,276.52 | 2,250.00 |
| sub Total | | 31,320,000.00 | 31,320,000.00 | | 3,631,444.79 | 27,688,555.21 | 6,187,619.70 | 21,500,935.51 | 536,499.40 |
| TOTALS | | 92,615,000.00 | 92,615,000.00 | 44,481,711.27 | 15,680,344.38 | 60,121,366.89 | 18,602,998.11 | 41,518,368.78 | 1,712,931.28 |



Consolidated Mortgage WORKINGS SCHEDULE FOR THE PERIOD ENDED JUNE 30, 2021

2017-2018

| | Name of Payee | Staff No. | DISBURSED | TOTAL LOAN | LOAN BALANCE | PRINCIPAL PAID | LOAN BALANCE | SHORTTERM | LONGTERM | LOAN |
|-------------------|-----------------|-----------|-------------------|-------------------|-------------------|------------------|-------------------|------------------|-------------------|------------------|
| | | | 2018-2019 | DISBURSED | 01.07.2018 | 30.06.2019 | 30.06.2019 | RECEIVABLES | RECEIVABLES | INTEREST |
| 03.04.2018 | Kuruga Susan | | 10,000,000 | 10,000,000 | 9,150,293 | 196,430 | 8,753,863 | 408,488 | 8,345,375 | 269,087 |
| 07.02.2018 | Jacob Bartoney | | 3,650,000 | 3,650,000 | 3,316,041 | 145,421 | 3,170,620 | 149,844 | 3,020,775 | 97,492 |
| 18.04.2018 | Linda Nyauncho | | 6,500,000 | 6,500,000 | 5,947,690 | 257,679 | 5,690,011 | 265,517 | 5,424,494 | 174,907 |
| 31.05.2018 | Paul Ndemo | | 11,300,000 | 11,300,000 | 10,070,152 | 643,119 | 9,427,033 | 662,680 | 8,764,353 | 293,310 |
| 22.06.2018 | Wilister Ojenda | | 5,000,000 | 5,000,000 | 4,623,779 | 196,736 | 4,427,043 | 202,720 | 4,224,324 | 136,023 |
| 29.06.2018 | Shadrack Rutto | | 7,000,000 | 7,000,000 | 6,473,291 | 275,430 | 6,197,861 | 283,807 | 5,914,053 | 190,432 |
| SUB TOTALS | | | 43,450,000 | 43,450,000 | 39,581,246 | 1,914,815 | 37,666,431 | 1,973,056 | 35,693,375 | 1,161,251 |

2018-2019

| | | | | | | | | | | |
|-------------------|-----------------|--|-------------------|-------------------|-------------------|------------------|-------------------|------------------|-------------------|------------------|
| 5.07.2018 | Miriam Ngari | | 4,800,000 | 4,800,000 | 4,454,313 | 188,395 | 4,265,918 | 194,125 | 4,071,792 | 131,053 |
| 3.07.2018 | Maryanne Mwangi | | 8,000,000 | 8,000,000 | 7,423,855 | 313,992 | 7,109,863 | 323,542 | 6,786,320 | 281,422 |
| 10.08.2018 | Makali Hillary | | 3,500,000 | 3,500,000 | 3,247,936 | 137,372 | 3,110,565 | 141,550 | 2,969,015 | 95,559 |
| 27.07.2018 | Ebby Maswai | | 10,000,000 | 10,000,000 | 9,279,818 | 392,490 | 8,887,328 | 404,428 | 8,482,900 | 273,027 |
| 8.10.2018 | Ann Kajuju | | 6,500,000 | 6,500,000 | 5,876,117 | 389,561 | 5,486,556 | 401,410 | 5,085,146 | 275,956 |
| 20.03.2019 | Brian Ayodo | | 11,300,000 | 11,300,000 | 10,819,213 | 397,807 | 10,421,406 | 409,907 | 10,011,500 | 160,136 |
| SUB TOTALS | | | 44,100,000 | 44,100,000 | 41,101,253 | 1,819,617 | 39,281,636 | 1,874,962 | 37,406,673 | 1,217,153 |

2019-2020

| | | | | | | | | | | |
|-------------------|---------------------|--|----------------------|----------------------|----------------------|---------------------|----------------------|---------------------|----------------------|---------------------|
| 11.07.2019 | Caroline Kanana | | 6,000,000.00 | 6,000,000.00 | 5,796,433.71 | 228,542.72 | 5,567,890.99 | 235,494.07 | 5,332,396.93 | 170,768 |
| 03.07.2019 | Violet Ombati | | 13,000,000.00 | 13,000,000.00 | 12,514,617.13 | 500,146.26 | 12,014,470.87 | 515,358.68 | 11,499,112.19 | 365,026 |
| 02.09.2019 | Robert Oyiembo | | 12,000,000.00 | 12,000,000.00 | 11,385,024.02 | 841,763.32 | 10,543,260.70 | 867,366.36 | 9,675,894.34 | 330,039 |
| 26.07.2019 | Edgar Mulamula | | 7,500,000.00 | 7,500,000.00 | 7,245,542.14 | 285,678.40 | 6,959,863.74 | 294,367.58 | 6,665,496.16 | 213,459 |
| 30.09.2019 | Gitahi Kareithi | | 9,000,000.00 | 9,000,000.00 | 8,631,952.22 | 503,774.35 | 8,128,177.87 | 519,097.13 | 7,609,080.74 | 252,069 |
| 11.10.2019 | Valentine Wakio | | 8,500,000.00 | 8,500,000.00 | 8,291,052.19 | 321,352.68 | 7,969,699.51 | 331,126.93 | 7,638,572.58 | 244,337 |
| 22.01.2020 | Eric Isue | | 7,000,000.00 | 7,000,000.00 | 6,892,856.46 | 262,668.44 | 6,630,188.02 | 270,657.75 | 6,359,530.27 | 203,194 |
| 27.01.2020 | Philiphine Jepkemoi | | 5,800,000.00 | 5,800,000.00 | 5,729,067.92 | 217,096.82 | 5,511,971.09 | 223,700.03 | 5,288,271.06 | 168,903 |
| 05.06.2020 | Monica Owenga | | 15,000,000.00 | 15,000,000.00 | 15,000,000.00 | 574,839.66 | 14,425,160.34 | 50,041.00 | 14,375,119.33 | 442,139 |
| SUB TOTALS | | | 83,800,000.00 | 83,800,000.00 | 81,486,545.79 | 3,735,862.66 | 77,750,683.13 | 3,307,209.54 | 74,443,473.59 | 2,389,933.44 |

2020-2021

| | | | | | | | | | | |
|-------------------|-----------------|--|-----------------------|-----------------------|-----------------------|----------------------|-----------------------|----------------------|-----------------------|---------------------|
| 09.07.2020 | Joseph Riungu | | 13,680,000.00 | 13,680,000.00 | | 421,408.66 | 13,258,591.34 | 475,865.82 | 12,782,725.52 | 337,281 |
| 01.07.2020 | Linda Ndambiri | | 10,000,000.00 | 10,000,000.00 | | 370,585.10 | 9,629,414.90 | 381,856.80 | 9,247,558.11 | 294,932 |
| 16.10.2020 | Kennedy Kimuyu | | 4,229,444.00 | 4,229,444.00 | | 273,910.99 | 3,955,533.01 | 337,849.95 | 3,617,683.07 | 102,669 |
| 26.08.2020 | Mary Wangele | | 9,700,000.00 | 9,700,000.00 | | 298,805.85 | 9,401,194.15 | 368,556.01 | 9,032,638.14 | 239,154 |
| 09.10.2020 | Eunice Musango | | 10,000,000.00 | 10,000,000.00 | | 276,895.27 | 9,723,104.73 | 379,007.13 | 9,344,097.60 | 222,243 |
| 25.09.2020 | Evans Muriuki | | 12,500,000.00 | 12,500,000.00 | | 434,272.18 | 12,065,727.82 | 535,644.21 | 11,530,083.60 | 307,637 |
| 07.10.2020 | Bessie Gikonyo | | 10,000,000.00 | 10,000,000.00 | | 245,820.96 | 9,754,179.04 | 378,061.98 | 9,376,117.07 | 197,857 |
| 28.10.2020 | Berry Akoth | | 10,000,000.00 | 10,000,000.00 | | 214,824.14 | 9,785,175.86 | 377,119.18 | 9,408,056.69 | 173,394 |
| 04.11.2020 | Charles Mogaka | | 6,300,000.00 | 6,300,000.00 | | 154,867.20 | 6,145,132.80 | 238,179.04 | 5,906,953.75 | 124,650 |
| 02.10.2020 | Henry Kinyanjui | | 6,200,000.00 | 6,200,000.00 | | 171,675.07 | 6,028,324.93 | 234,984.42 | 5,793,340.51 | 137,790 |
| 26.11.2020 | Paul Ochieng | | 6,300,000.00 | 6,300,000.00 | | 135,339.21 | 6,164,660.79 | 237,585.08 | 5,927,075.71 | 109,238 |
| 18.11.2020 | Linda Mwamburi | | 9,000,000.00 | 9,000,000.00 | | 193,341.72 | 8,806,658.28 | 339,407.26 | 8,467,251.02 | 156,055 |
| 06.03.2021 | Jane Adoyo | | 7,000,000.00 | 7,000,000.00 | | 64,125.54 | 6,935,874.46 | 261,360.01 | 6,674,514.45 | 52,340 |
| SUB TOTALS | | | 114,909,444.00 | 114,909,444.00 | | 3,255,871.87 | 111,653,572.13 | 4,545,476.89 | 107,108,095.24 | 2,455,239.52 |
| TOTALS | | | 286,259,444.00 | 286,259,444.00 | 162,169,044.44 | 10,726,166.73 | 266,352,321.71 | 11,700,704.95 | 254,651,616.76 | 7,223,577.25 |



Consolidated Bank

HEAD OFFICE
Consolidated Bank House
Koinange Street
P.O. Box 51133 - 00200 Nairobi

Tel: +254 703 016 100
Call Center +254 703 016 016
Email: tellus@consolidated-bank.com
www.consolidated-bank.com

15th August, 2022

Your Ref: ODPP/4/13/2/2

The Deputy Director, Central Facilitation Services,
Office of the Director of Public Prosecutions,
P.O Box 30701-00100,
NAIROBI.

18 AUG 2022

Dear Sir,

REF: CERTIFICATE OF BANK BALANCE AS AT 30.06.2021


Reference is made to your letter dated 2nd August 2022.

The account details as at 30th June 2021 were as follows:

| Account Name | Account No | Currency | Account Type | Balances as at 30.06.2021 |
|----------------------------|----------------|----------|----------------|------------------------------|
| Mortgage Fund Account | 10011209000007 | KES | Agency account | 98,799,622.00 |
| Asset Finance Fund Account | 10011209000008 | KES | Agency account | 32,850,887.55 |

Find enclosed herewith the bank statements as per data provided above.

Yours Faithfully,



Njeri Mama

Ag. Head of Corporate Banking



Head office

STATEMENT OF ACCOUNT

Print Date 15-Aug-2022

Print Time 13:21:27

User Id. 493

| | | | | |
|---|---------------------------|--------|-----------|--------|
| OFFICE OF THE DIRECTOR OF PUBLIC 30701-00100 NRB KENYA | Branch | | Statement | Page |
| | Head office | | | 1 of 2 |
| | Account Number | | Currency | |
| | 10011209000007 | | KES | |
| | Type of Account | Period | | |
| AGEN | 01-Jul-2020 - 30-Jun-2021 | | | |

| Date | Value Date | Tran Code | Transaction | Ref.No. | Debit | Credit | Balance |
|-------------|-------------|-----------|---|----------------------|---------------|---------------|-------------------|
| | | | Opening Balance | | | | 120,238,329.00 CR |
| 01-Jul-2020 | 01-Jul-2020 | td | LOAN-LINDA WAWIRA NDAMBIRI | 01072020/1000/2457/2 | 10,000,000.00 | | 110,238,329.00 CR |
| 09-Jul-2020 | 09-Jul-2020 | td | LOAN - RIUNGU G JOSEPH | 09072020/1000/2269/1 | 13,680,000.00 | | 96,558,329.00 CR |
| 21-Jul-2020 | 21-Jul-2020 | tc | PRINCIPAL PAID REFUND FROM LIEN A/C TO FUND A/C A/C TO FUND A/C | 21072020/1000/1332/2 | | 7,193,207.00 | 103,751,536.00 CR |
| 26-Aug-2020 | 26-Aug-2020 | td | FP-WANGELE MARY INYUMA | 26082020/1000/1881/9 | 9,700,000.00 | | 94,051,536.00 CR |
| 25-Sep-2020 | 25-Sep-2020 | td | LOAN-MURIUKI EVANS GITONGA | 25092020/1000/2398/1 | 12,500,000.00 | | 81,551,536.00 CR |
| 02-Oct-2020 | 02-Oct-2020 | td | LOAN-HENRY KINYANJUI MURIGI | 02102020/1000/2469/1 | 6,200,000.00 | | 75,351,536.00 CR |
| 09-Oct-2020 | 09-Oct-2020 | td | LOAN MUSANGO EUNICE MWENDE | 09102020/1000/3000/5 | 10,000,000.00 | | 65,351,536.00 CR |
| 16-Oct-2020 | 16-Oct-2020 | td | LOAN-KIMUYU KENNEDY KATHANZU | 16102020/1000/2066/1 | 4,229,444.00 | | 61,122,092.00 CR |
| 28-Oct-2020 | 28-Oct-2020 | td | LOAN - MARINDAH BERRYL AKOTH | 28102020/1000/1565/3 | 10,000,000.00 | | 51,122,092.00 CR |
| 04-Nov-2020 | 04-Nov-2020 | td | LOAN-MOGAKA CHARLES OGARO | 04112020/1000/1150/1 | 6,300,000.00 | | 44,822,092.00 CR |
| 11-Nov-2020 | 11-Nov-2020 | td | BESSIE KABURA GIKONYO | 11112020/1001/213/1 | 10,000,000.00 | | 34,822,092.00 CR |
| 18-Nov-2020 | 18-Nov-2020 | td | Loan-Mwamburi Linda Wonge | 18112020/1000/1721/1 | 9,000,000.00 | | 25,822,092.00 CR |
| 26-Nov-2020 | 26-Nov-2020 | td | LOAN-OCHIENG PAUL WILLIAM | 26112020/1000/2454/1 | 6,300,000.00 | | 19,522,092.00 CR |
| 12-Jan-2021 | 12-Jan-2021 | tc | Refund principal repayment | 12012021/1000/2118/2 | | 9,277,530.00 | 28,799,622.00 CR |
| 26-Mar-2021 | 26-Mar-2021 | td | LOAN-ODHIAMBO JANET LINET | 26032021/1000/3127/1 | 7,000,000.00 | | 21,799,622.00 CR |
| 16-Apr-2021 | 16-Apr-2021 | tc | TRANSFER | 16042021/1001/24/3 | | 32,500,000.00 | 54,299,622.00 CR |

Certified True and Correct Copy
 Director of Public



Head office

STATEMENT OF ACCOUNT

Print Date 15-Aug-2022

Print Time 13:21:27

User Id. 493

| | | | | |
|---|---------------------------|---------------|------------------|-------------|
| OFFICE OF THE DIRECTOR OF PUBLIC 30701-00100 NRB KENYA | Branch | | Statement | Page |
| | Head office | | | 2 of 2 |
| | Account Number | | Currency | |
| | 10011209000007 | | KES | |
| | Type of Account | Period | | |
| AGEN | 01-Jul-2020 - 30-Jun-2021 | | | |

| Date | Value Date | Tran Code | Transaction | Ref.No. | Debit | Credit | Balance |
|-------------------------------------|-------------|-----------|----------------|---------------------|----------------|---------------|------------------|
| | | | Balance B/F | | | | 54,299,622.00 CR |
| 16-Apr-2021 | 16-Apr-2021 | tc | TRANSFER | 16042021/1001/25/3 | | 16,250,000.00 | 70,549,622.00 CR |
| 25-May-2021 | 25-May-2021 | tc | MORTGAGE FUNDS | 25052021/1001/356/2 | | 28,250,000.00 | 98,799,622.00 CR |
| Total | | | | | 114,909,444.00 | 93,470,737.00 | |
| Total Number of Debit/Credit | | | | | 13 | 5 | |
| Closing Balance | | | | | | | 98,799,622.00 CR |
| Uncleared Balance | | | | | | | 0.00 |

Unless the constituent notifies the Bank immediately of any discrepancy found by him in the statement of account, it will be taken that he has found the account correct.



Head office

STATEMENT OF ACCOUNT

Print Date 15-Aug-2022

Print Time 13:25:00

User Id. 493

| | | | | |
|---|---------------------------|--------|-----------|--------|
| OFFICE OF THE DIRECTOR OF PUBLIC 30701-00100 NRB KENYA | Branch | | Statement | Page |
| | Head office | | | 1 of 3 |
| | Account Number | | Currency | |
| | 10011209000008 | | KES | |
| | Type of Account | Period | | |
| AGEN | 01-Jul-2020 - 30-Jun-2021 | | | |

| Date | Value Date | Tran Code | Transaction | Ref.No. | Debit | Credit | Balance |
|-------------|-------------|-----------|--|--------------------------|--------------|---------------|-------------------------|
| | | | Opening Balance | | | | 33,054,086.00 CR |
| 21-Jul-2020 | 21-Jul-2020 | tc | PRINCIPAL PAID REFUND FROM LIEN A/C TO FUND A/C A/C TO FUND A/C | 21072020/1 000/1325/2 | | 11,525,193.55 | 44,579,279.55 CR |
| 12-Aug-2020 | 12-Aug-2020 | td | Neg fee | 12082020/1 000/1604/3 | 740,000.00 | | 43,839,279.55 CR |
| 12-Aug-2020 | 12-Aug-2020 | td | LOAN-KIILU GERTRUDE MUENI | 12082020/1 000/1863/1 | 1,500,000.00 | | 42,339,279.55 CR |
| 11-Sep-2020 | 11-Sep-2020 | td | LOAN-NYONGESA FAITH MWILA | 11092020/1 000/2436/1 | 1,500,000.00 | | 40,839,279.55 CR |
| 14-Sep-2020 | 14-Sep-2020 | td | Loan-Atina Naomi Kemunto | 14092020/1 000/4364/1 | 1,500,000.00 | | 39,339,279.55 CR |
| 17-Sep-2020 | 17-Sep-2020 | td | LOAN-BALONGO EDWIN MULUNDIRA | 17092020/1 000/2121/1 | 640,000.00 | | 38,699,279.55 CR |
| 17-Sep-2020 | 17-Sep-2020 | td | LOAN-WAQO JILLO GUYO | 17092020/1 000/2142/1 | 800,000.00 | | 37,899,279.55 CR |
| 16-Sep-2020 | 18-Sep-2020 | td | LOAN-MUSYOKA ANTONY MUTISYA | 18092020/1 000/2128/1 | 1,500,000.00 | | 36,399,279.55 CR |
| 21-Sep-2020 | 21-Sep-2020 | td | LOAN-MAKULI HILLARY ISIAHO | 21092020/1 000/2735/1 | 1,500,000.00 | | 34,899,279.55 CR |
| 24-Sep-2020 | 24-Sep-2020 | td | LOAN-BRENDA AKINYI OGADA | 24092020/1 000/1835/1 | 1,500,000.00 | | 33,399,279.55 CR |
| 25-Sep-2020 | 25-Sep-2020 | td | LOAN-VENA LORINE ODERO ACHIENG | 25092020/1 000/2505/1 | 1,300,000.00 | | 32,099,279.55 CR |
| 16-Oct-2020 | 16-Oct-2020 | td | LOAN-ONDERI EVANS ORENGE | 16102020/1 000/2421/1 | 3,000,000.00 | | 29,099,279.55 CR |
| 12-Nov-2020 | 12-Nov-2020 | td | LOAN-KIPTOLONG HENRY KOIMA | 12112020/1 000/1031/1 | 1,250,000.00 | | 27,849,279.55 CR |
| 03-Dec-2020 | 03-Dec-2020 | td | LOAN-PETER GITONGA MURANGA | 03122020/1 000/2674/1 | 1,485,000.00 | | 26,364,279.55 CR |
| 09-Dec-2020 | 09-Dec-2020 | td | LOAN-ROTICH RITA JEPKORIR | 09122020/1 000/2793/1 | 1,500,000.00 | | 24,864,279.55 CR |
| 09-Dec-2020 | 09-Dec-2020 | td | LOAN-NYAGA DAVID KARIUKI | 09122020/1 000/2836/1 | 1,500,000.00 | | 23,364,279.55 CR |



Head office

STATEMENT OF ACCOUNT

Print Date 15-Aug-2022

Print Time 13:25:00

User Id. 493

| | | | | |
|---|----------------|---------------------------|-----------|--------|
| OFFICE OF THE DIRECTOR OF PUBLIC 30701-00100 NRB KENYA | Branch | | Statement | Page |
| | Head office | | | 2 of 3 |
| | Account Number | | Currency | |
| | 10011209000008 | | KES | |
| Type of Account | | Period | | |
| AGEN | | 01-Jul-2020 - 30-Jun-2021 | | |

| Date | Value Date | Tran Code | Transaction | Ref.No. | Debit | Credit | Balance |
|-------------------------------------|-------------|-----------|----------------------------|----------------------|---------------|---------------|------------------|
| | | | Balance B/F | | | | 23,364,279.55 CR |
| 12-Jan-2021 | 12-Jan-2021 | tc | Refund principal repayment | 12012021/1000/2114/2 | | 3,591,608.00 | 26,955,887.55 CR |
| 19-Jan-2021 | 19-Jan-2021 | td | LOAN-MALIMU FAITH APONDI | 19012021/1000/1959/1 | 1,100,000.00 | | 25,855,887.55 CR |
| 19-Jan-2021 | 19-Jan-2021 | td | LOAN-LOKORIO CHEMENJO | 19012021/1000/2070/1 | 1,500,000.00 | | 24,355,887.55 CR |
| 19-Jan-2021 | 19-Jan-2021 | td | LOAN-YAMINA ALEXANDER JAMI | 19012021/1000/1996/1 | 1,500,000.00 | | 22,855,887.55 CR |
| 22-Jan-2021 | 22-Jan-2021 | td | LOAN-WAMBUI MAUEEN WOTHAYA | 22012021/1000/2270/1 | 850,000.00 | | 22,005,887.55 CR |
| 02-Feb-2021 | 02-Feb-2021 | td | LOAN-ODUOR MILLICENT AWUOR | 02022021/1000/2346/1 | 675,000.00 | | 21,330,887.55 CR |
| 04-Feb-2021 | 04-Feb-2021 | td | LOAN OOKO CHRISTINE ATIENO | 04022021/1000/2742/1 | 1,180,000.00 | | 20,150,887.55 CR |
| 19-Feb-2021 | 19-Feb-2021 | td | LOAN-WAMUYU NGUGI | 19022021/1000/2382/1 | 1,400,000.00 | | 18,750,887.55 CR |
| 16-Apr-2021 | 16-Apr-2021 | tc | TRANSFER | 16042021/1001/24/2 | | 7,500,000.00 | 26,250,887.55 CR |
| 16-Apr-2021 | 16-Apr-2021 | tc | TRANSFER | 16042021/1001/25/2 | | 3,750,000.00 | 30,000,887.55 CR |
| 23-Apr-2021 | 23-Apr-2021 | td | LOAN-WINNIE ATIENO OTIENO | 23042021/1000/1251/3 | 900,000.00 | | 29,100,887.55 CR |
| 25-May-2021 | 25-May-2021 | tc | ASSET FINANCE FUNDS | 25052021/1001/88/2 | | 3,750,000.00 | 32,850,887.55 CR |
| Total | | | | | 30,320,000.00 | 30,116,801.55 | |
| Total Number of Debit/Credit | | | | | 23 | 5 | |
| Closing Balance | | | | | | | 32,850,887.55 CR |
| Uncleared Balance | | | | | | | 0.00 |

Unless the constituent notifies the Bank immediately of any discrepancy found by him in the statement of account, it will be taken that he has found the account correct.

Print Date 15-Aug-2022

Print Time 13:25:00

User Id. 493

Head office

STATEMENT OF ACCOUNT

| | | | | |
|---|---------------------------|--------|-----------|--------|
| OFFICE OF THE DIRECTOR OF PUBLIC 30701-00100 NRB KENYA | Branch | | Statement | Page |
| | Head office | | | 3 of 3 |
| | Account Number | | Currency | |
| | 10011209000008 | | KES | |
| | Type of Account | Period | | |
| AGEN | 01-Jul-2020 - 30-Jun-2021 | | | |

| Date | Value Date | Tran Code | Transaction | Ref.No. | Debit | Credit | Balance |
|------|------------|-----------|-------------|---------|-------|--------|------------------|
| | | | Balance B/F | | | | 32,850,887.55 CR |