


REPUBLIC OF KENYA



Enhancing Accountability



REPORT



THE NATIONAL ASSEMBLY PAPERS LAD	
DATE:	10 APR 2025
	THURSDAY
TABLED BY:	Hon. SILVANS OSORO, MP MAJORITY PARTY WHIP
CLERK-AT THE TABLE:	INZO FU MWALE

OF

THE AUDITOR-GENERAL

ON

NYABURURU GIRLS HIGH SCHOOL

**FOR THE YEAR ENDED
30 JUNE, 2023**

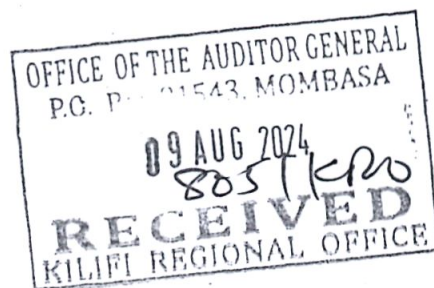
KISII COUNTY

Revised 30th June 2023



NYABURURU GIRLS NATIONAL SCHOOL
ANNUAL REPORT AND FINANCIAL STATEMENTS
FOR THE FINANCIAL YEAR ENDED
30 JUNE 2023

Prepared in accordance with the Cash Basis of Accounting Method under the International Public Sector Accounting Standards (IPSAS)



(Leave this pageblank)

NYABURURU GIRLS NATIONAL SCHOOL
Annual Report and Financial Statements For the year ended 30th June 2023

Table of Contents	Page
1. Acronyms and Glossary of Terms	ii
2. Key School Information and Management	iii
3. Summary Report of Performance of the School.....	vii
4. Statement of School Management Responsibility.....	x
5. Report of the Independent Auditors (<i>To be attached</i>)	xi
6. Statement of Receipts and Payments For the Year Ended 30 th June 2023.....	1
7. Statement of Assets and LiabilitiesAs at 30 th June 2023	2
8. Statement of Cash Flows for the Year Ended 30 th June 2023.....	3
9. Statement Of Budgeted Versus Actual Amounts for The Year Ended 30 June 2024	5
10. Significant Accounting Policies.....	12
11. Notes To The Financial Statements	14
12. Annexes	24

NYABURURU GIRLS NATIONAL SCHOOL
Annual Report and Financial Statements For the year ended 30th June 2023

1. Acronyms and Glossary of Terms

Provide a list of all applicable acronyms and glossary of terms e.g.

BOM	Board of Management
CEB	County Education Board
IPSAS	International Public Sector Accounting Standards
KCSE	Kenya Certificate of Secondary Education
PFM	Public Finance Management
PSASB	Public Sector Accounting Standards Board
FY	Financial Year
FDSE	

2. Key School Information and Management

(a) Background information

The school is domiciled in Kenya and its operations are governed under the Basic Education Act, 2013. It is in KISII County, KITUTU CENTRAL Sub-County.

The school was registered in 8/2017 under registration number NO.45s40000279 GP/A/4902/07 and is currently categorized as a *National*, public school established, owned or operated by the Government.

The school is a day/boarding school and had 2350 number of students as at 30th June 2023. It has 6 streams and 96 teachers of which 12 teachers are employed by the School Board of Management.

(b) School Board of Management - Board Members

The School Board of Management established under Section 55 of the Basic Education Act, 2013; is composed of the following members:

1	Fr. Masese Apolinaris	Chairman	27/6/2022
2	Mrs Oriokih Joyce	Secretary- Principal	27/6/2022
3	Mrs Barasa Margret	Member	27/6/2022
4	Mrs Okoth Benta	Member	27/6/2022
5	Mr. Mose Lazarus	Member	27/6/2022
6	Mr. Onditi Albert	Member	27/6/2022
7	Mrs Joyce Onkanga	Member	27/6/2022
8	Mr. Zephania Machogu	Member – Rep CEB	27/6/2022
9	Mrs Asiago Gladys	Member Rep Teachers	27/6/2022
10	Mrs Omwange Gladys	3 Members - Sponsor	27/6/2022
11	Mrs Nyakundi Julia	Member - Community	27/6/2022
12	Mr. Edna Kangwana	Member Special Needs	27/6/2022
13	Ms Catherine Kerubo	Rep Students	27/6/2022
14	Mr Marucha Boniventur	Member	27/6/2022
15	Emmanuel Momanyi	Member	27/6/2022

NYABURURU GIRLS NATIONAL SCHOOL**Annual Report and Financial Statements For the year ended 30th June 2023****The functions of the School Board of Management are to:**

- Promote the best interests of the School and ensure its development.
- Promote quality education for all pupils in accordance with the standards set under the Basic Education Act, 2013.
- Ensure and assure the provision of proper and adequate facilities for the School.
- Manage the School's affairs in accordance with the rules and regulations governing occupational safety and health.
- Advise the County Education Board on the staffing needs of the School.
- Determine cases of pupils' discipline and make reports to the CEB.
- Prepare comprehensive termly report on all areas of its mandate and submit the report to CEB.
- Administer and manage the resources of the School.
- Receive, collect and account for any funds accruing to the institution in accordance with Article 226 (1) (a) of the Constitution of Kenya, Section 81 of the Public Finance Management Act, 2012 and the Fourth Schedule para 21 and 23 of the Basic Education Act, 2013.

(c) Committees of the Board

(Provide the names of the various committees of the Board established by the Board and the names of the committee members):

1	Executive Committee	1.Fr,Apolinaris Masese 2.Mrs Orioki Joyce 3. Mose Lazarus	Chairman Secretary Executive member	3 out of 33 out of 3..
2	Audit Committee	Joyce Orioki Rebeka Kerosi		3 out of 3
3	Finance,procurement and general purposes Committee	Emmanuel momanyi z./ machogu, Edina Kangwana	Chairman Secretary mender	2 out of 3
4	Academic Committee	Magret barasa, Onditi Albert Fr.masese Apolinaris	Chairman Member chairman	2 out of 3
5	Development Committee	Bonventure Marucha		3 out of 3

NYABURURU GIRLS NATIONAL SCHOOL
Annual Report and Financial Statements For the year ended 30th June 2023

		Fr masese Apolinarie		
6	Discipline and welfare Committee	Julia Nyakundi	Chairlady	2 out of 3
		Gladys Asiago	Secretary	2 out of 3
		Benta Akoth	Member	2 out of 3
		Rebeca Kerosi	Member	
7	Adhoc Committee (if any during the year)			

NYABURURU GIRLS NATIONAL SCHOOL
Annual Report and Financial Statements For the year ended 30th June 2023

b) Teacher Student ratio:

	2023		
	NO	RETIRED/TRANSFER	RATIO
TSC	102	3	
BOM	15		
TOTAL	117	3	1:30

c) Mean score in the KCSE:

	2022	2021	2020
NO.OF CANDIDATES	424	388	413
MSS	8.6	8.4	7.8

d) Number of Candidates in the KCSE:

	2023	2022	2021
NO OF CANDIDATES	702	424	388

e) Capacity of the school:

NO	ITEM	USERS	NUMBER
1	CLASSROOMS	STUDENTS	48
2	DORMITORIES	STUDENTS	20
3	TOILETS	STUDENTS	126
4	DINING HALL	STUDENTS	1
5	LIBRALIES	STUDENTS	1
6	SCIENCE LABS	STUDENTS	8
7	COMPUTER LABS	STUDENTS	1
8	KITCHEN	STUDENTS	1
9	PLAYING FIELDS	STUDENTS	1
10	SCHOOL BUSES	STUDENTS	2
11	TEACHERS	STUDENTS	117
12	NON TEACHING STAFF	STUDENTS	42

NYABURURU GIRLS NATIONAL SCHOOL
Annual Report and Financial Statements For the year ended 30th June 2023

(d) School operation Management

For the financial year ended 30th June 2022 the School day-to-day management was under the following persons:

	Designation	Name	Identification
1	Principal	Mrs Orioki Joyce	TSC No. 303861
2	Deputy Principal	Mrs Asiago Gladys	TSC No.416278
3	School Bursar	Mr Oigo Edwin	ICPAK/ID No.21508635

(e) Schools contacts

Post Office Box: 533 KISII
 Telephone: 0712001155
 E-mail: nyabururugh@gmail.com
 Website:
 Facebook:
 Twitter:

(f) School Bankers

RE F	BANK	STATUS	ACCOUNT NO.	BRANCH	PURPOSE
1	Absa	ACTIVE	0081109923	KISII	School fund
2	Absa	ACTIVE	0085154877	KISII	Tuition
3	Cooperative bank	ACTIVE	01139019666500	KISII	TIG
4	Cooperative bank	ACTIVE	01139019666501	KISII	Operations
5	Cooperative bank	ACTIVE	01139019666502	KISII	MIF
6	KCB	ACTIVE	1111978743	KISII	Savings
7	Absa	DORMANT	0083705477	KISII	N/A
8	Absa	DORMANT	0084010820	KISII	Caution Account
9	Cooperative bank	DORMANT	01117019666500	KISII	Gratuity Account

(g) Independent Auditors


Office of the Auditor General
 Anniversary Towers, University Way
 P.O. Box 30084
 GPO 00100
 Nairobi, Kenya

b) Development projects carried out by the school:

(Development projects carried out in the year and ongoing projects including a disclosure of project fund sources in a tabular format).

Projects	Source of funds	Status	Initial Cost (Kshs)	Amount Spent	Expected completion year
NEW HOSTEL	SAVINGS	COMPLETED	43 Million		2023
PERIMETER WALL	SAVINGS	W.I.P	Ksh 7 million	Ksh 4.5 million	2024
TWINLAB/ CLASSROOMS	MIF	W.I.P	Ksh 63 million	Ksh 60 million	2023
CBC CLASSROOM	MOE	W.I.P	Ksh 789,000		2023

.....
School Principal



4. Statement of School Management Responsibility

Section 81 (1) of the Public Finance Management Act, 2012 requires that, at the end of each financial year, each National Government School shall prepare financial statements in respect of that school. Section 81 (3) requires the financial statements so prepared to be in a form that complies with relevant accounting standards as prescribed by the Public Sector Accounting Standards Board (PSASB) of Kenya from time to time.

Schedule 4 (Section 23) of the Education Act, 2013 requires the Board of Management of a public institution of basic education to keep all proper books and records of accounts of the income, expenditure and assets of the institution.

The Board of Management of (NYABURURU GIRLS HIGH SCHOOL) accepts responsibility for the school's financial statements, which have been prepared on the Cash Basis Method of Financial Reporting, using appropriate accounting policies in accordance with International Public Sector Accounting Standards (IPSAS).

The Board of Management is of the opinion that the school's financial statements give a true and fair view of the state of the school's transactions during the financial year ended 30th June, 2023, and of the school's financial position as at that date.

FR. APOLLINARIS MARESE.....

Name: *Amose*

Designation: Chairman, School Board of Management

Date: 4/8/2024

[Signature]
.....

Name: *Princess Joyce*

Designation: School Principal & Secretary to Board of Management

Date: 4/8/24



[Signature]
.....


Name: *Edwin Oluo*

Designation: Bursar/ Finance Officer

Date: 4/8/2024

REPUBLIC OF KENYA

Telephone: +254-(20) 3214000
Email: info@oagkenya.go.ke
Website: www.oagkenya.go.ke



HEADQUARTERS
Anniversary Towers
Monrovia Street
P.O Box 30084-00100
NAIROBI

REPORT OF THE AUDITOR-GENERAL ON NYABURURU GIRLS HIGH SCHOOL FOR THE YEAR ENDED 30 JUNE, 2023 - KISII COUNTY

PREAMBLE

I draw your attention to the contents of my report which is in three parts:

- A. Report on the Financial Statements that considers whether the financial statements are fairly presented in accordance with the applicable financial reporting framework, accounting standards and the relevant laws and regulations that have a direct effect on the financial statements.
- B. Report on Lawfulness and Effectiveness in Use of Public Resources which considers compliance with applicable laws, regulations, policies, gazette notices, circulars, guidelines and manuals and whether public resources are applied in a prudent, efficient, economic, transparent and accountable manner to ensure the Government achieves value for money and that such funds are applied for the intended purpose.
- C. Report on the Effectiveness of Internal Controls, Risk Management and Governance which considers how the entity has instituted checks and balances to guide internal operations. This responds to the effectiveness of the governance structure, risk management environment and internal controls, developed and implemented by those charged with governance for orderly, efficient and effective operations of the entity.

An unmodified opinion does not necessarily mean that an entity has complied with all relevant laws and regulations, and that its internal control, risk management and governance systems are properly designed and were working effectively in the financial year under review.

The three parts of the report are aimed at addressing the statutory roles and responsibilities of the Auditor-General as provided by Article 229 of the Constitution, the Public Finance Management Act, 2012 and the Public Audit Act, 2015. The three parts of the report when read together constitute the report of the Auditor-General.

REPORT ON THE FINANCIAL STATEMENTS

Qualified Opinion

I have audited the accompanying financial statements of Nyabururu Girls High School – Kisii County set out on pages 1 to 23, which comprise the statement of financial assets and financial liabilities as at 30 June, 2023 and the statement of receipts and payments,

statement of cash flows and statement of budgeted versus actual amounts for the year then ended and a summary of significant accounting policies and other explanatory information in accordance with the provisions of Article 229 of the Constitution of Kenya and Section 35 of the Public Audit Act, 2015. I have obtained all the information and explanations which to the best of my knowledge and belief, were necessary for the purpose of the audit.

In my opinion, except for the effect of the matters described in the Basis for Qualified Opinion section of my report, the financial statements present fairly, in all material respects, the financial position of the Nyabururu Girls High School – Kisii County as at 30 June, 2023 and of its financial performance and its cash flows for the year then ended, in accordance with International Public Sector Accounting Standard (Cash Basis) and comply with the Public Finance Management Act, 2012 and the Basic Education Act, 2013.

Basis for Qualified Opinion

1. Inaccuracies in Capitation Grants for Operations

The statement of receipts and payments reflects capitation grants for operations amount of Kshs.18,521,692 as disclosed in Note 2 to the financial statements. Review of the NEMIS capitation disbursements made to the School against the amount received by the School revealed an amount of Kshs.7,168,105 whereas the NEMIS capitation reflects an amount of Kshs.7,399,005 resulting to an unexplained variance of Kshs.230,900.

In the circumstances, the accuracy and completeness of capitation grants for operations could not be confirmed.

2. Inaccuracies in the Financial Statements

Review of records provided revealed that the balances reflected in the financial statements were not supported by a detailed ledger or trial balance. The basis of the balances indicated could therefore not be established.

In the circumstances, the accuracy and completeness of the financial statements could not be confirmed.

3. Cash and cash equivalents

3.1. Unsupported Cash and Cash Equivalents

The statement of financial assets and financial liabilities reflects cash and cash equivalents balance of Kshs.76,430,778 as disclosed in Note 10 to the financial statements. However, the bank balances totalling to Kshs.10,068,393 held in six (6) bank accounts. However, the bank balances were not supported by cash books and bank reconciliation statements.

In the circumstances, the accuracy, completeness and existence of cash and cash equivalents balance of Kshs.76,430,778 could not be confirmed.

3.2. Inaccuracies in Cash and Cash Equivalents

The statement of financial assets and financial liabilities reflects cash and cash equivalents balance of Kshs.76,430,778 as disclosed in Note 10 to the financial statements. However, the balance includes an amount of cash Kshs.31,040,335 held at the operations account number whose reconciliation statement reflects an unexplained variance of Kshs.27,900,000 with the cashbook balance. In addition, the bank reconciliation statements provided for audit verification had unrepresented cheques whose clearance status and dates were not explained as indicated in the tabled below:

Account Name	Account Number	Amount Kshs.
School Fund	0081109923	3,281,114.00
Operations	01139019666501	5,584,116.00

In the circumstances, the accuracy of cash and cash equivalents balance of Kshs.76,430,778 could not be confirmed.

4. Accounts Receivables

4.1. Unsupported Accounts Receivables

The statement of financial assets and financial liabilities reflects accounts receivables balance of Kshs.111,530,238 as disclosed in Note 11 to the financial statements. However, the supporting schedules and detailed aging analysis were not provided for audit review.

In the circumstances, the accuracy and of receivables balance of Kshs.111,530,238 could not be confirmed.

4.2. Long Outstanding Accounts Receivables

The statement of financial assets and financial liabilities reflects accounts receivables balance of Kshs.111,530,238 as disclosed in Note 11 to the financial statements. Included in the balance are receivables amounting to Kshs.98,608,473 which had been outstanding for more than three (3) years. However, there was no policy on the impairment of long outstanding fees arrears casting doubt on the fair statement of the accounts receivables balance.

In the circumstances, the accuracy and full recoverability of the outstanding receivables balance of Kshs.111,530,238 could not be confirmed.

5. Unsupported Payables

The statement of financial assets and financial liabilities reflects payables balance of Kshs.52,673,523 as disclosed in Note 12 to the financial statements. However, the balance has not been supported with schedules.

In the circumstances, the accuracy and completeness of trade payables balance of Kshs.52,673,523 could not be confirmed.

The audit was conducted in accordance with the International Standards for Supreme Audit Institutions (ISSAIs). I am independent of the Nyabururu Girls High School - Kisii County Management in accordance with ISSAI 130 on the Code of Ethics. I have fulfilled other ethical responsibilities in accordance with the ISSAI and in accordance with other ethical requirements applicable to performing audits of financial statements in Kenya. I believe that the audit evidence I have obtained is sufficient and appropriate to provide a basis for my qualified opinion.

Emphasis of Matter

Budgetary Control and Performance

The statement of budgeted versus actual amounts reflects final receipts budget and actual on a comparable basis of Kshs.182,349,000 and Kshs.223,672,925 respectively resulting to overcollection by Kshs.41,323,925. However, the school spent a balance of Kshs.180,236,978 against actual receipts of Kshs.223,672,925 resulting to an under-utilization of Kshs.43,435,947 or 19% of actual receipts.

The under-utilization affected the planned activities and may have impacted negatively on service delivery to the public.

My opinion is not modified in respect to this matter.

Key Audit Matters

Key audit matters are those matters that, in my professional judgement, are of most significance in the audit of the financial statements. There were no key audit matters to report in the year under review.

REPORT ON LAWFULNESS AND EFFECTIVENESS IN USE OF PUBLIC RESOURCES

Conclusion

As required by Article 229(6) of the Constitution and based on the audit procedures performed, except for the matters described in the Basis for Conclusion on Lawfulness and Effectiveness in Use of Public Resources section of my report, I confirm that nothing else has come to my attention to cause me to believe that public resources have not been applied lawfully and in an effective way.

Basis for Conclusion

1. Irregular Transfer of Funds to Kenya Secondary Schools Heads Association

The statement of receipts and payments reflects boarding and school fund payments amount of Kshs.132,644,066 as disclosed in Note 9 to the financial statements. Included

in the expenditure is an amount of Kshs.630,000. transferred to Kenya Secondary School Heads Association (KESSHA). However, KESSHA is a welfare organization that draws its membership from School Principals only. The organization is not defined in Government Funding system and there is no assurance that it has implemented effective, efficient, and transparent financial management and internal control systems to manage the funds transferred by schools.

In the circumstances, value for money transferred to KESSHA amounting to Kshs.630,000 could not be confirmed.

2. Failure to Transfer Infrastructure Funds from Operations Bank Account

The statement of receipts and payments reflects operations grants amount of Kshs.31,415,573 as disclosed in Note 2 to the financial statements from the Ministry of Education credited in the operations bank account. Included in the amount is Kshs.7,681,500 in respect of infrastructure grants which were to be transferred to infrastructure bank account for maintenance and improvement of the School's facilities. However, only Kshs.5,504,000 was transferred to infrastructure account, leaving a balance of Kshs.2,177,500 as at 30 June, 2023. This was contrary to The Ministry of Education Circular Ref. No: MOE/HQS/3/13/3 dated 16th June 2021 which directed that infrastructure grants as well as maintenance and improvement funds should be transferred to the school infrastructure account fifteen (15) days upon receipt of the funds in the operations account.

In the circumstances, Management was in breach of the law.

3. Ineffectiveness in Management of Textbooks

The School received two thousand, nine hundred and eight (2,908) text books from Kenya Institute of Curriculum Development (KICD) in the financial year 2022-2023. However, there was no written request from the school to KICD relating to the type of books and numbers required while the school was not supplied with biology form 3 and building and construction books despite the subjects being offered.

In the circumstances, value for money on the two thousand, nine hundred and eight (2,908) text books could not be confirmed.

The audit was conducted in accordance with ISSAI 4000. The standard requires that I comply with ethical requirements and plan and perform the audit to obtain assurance about whether the activities, financial transactions and information reflected in the financial statements are in compliance, in all material respects, with the authorities that govern them. I believe that the audit evidence I have obtained is sufficient and appropriate to provide a basis for my conclusion.

REPORT ON THE EFFECTIVENESS OF INTERNAL CONTROLS, RISK MANAGEMENT AND GOVERNANCE

Conclusion

As required by Section 7(1)(a) of the Public Audit Act, 2015 and based on the audit procedures performed, I confirm that nothing has come to my attention to cause me to believe that internal controls, risk management and governance were not effective.

Basis for Conclusion

The audit was conducted in accordance with the International Standards for Supreme Audit Institutions (ISSAIs) 2315 and 2330. The Standards require that I plan and perform the audit to obtain assurance about whether effective processes and systems of internal controls, risk Management and overall governance were operating effectively in all material respects. I believe that the audit evidence I have obtained is sufficient and appropriate to provide a basis for my conclusion.

Responsibilities of Management and the Board of Management

Management is responsible for the preparation and fair presentation of these financial statements in accordance with International Public Sector Accounting Standards (Cash Basis) and for maintaining effective internal controls as Management determines is necessary to enable the preparation of financial statements that are free from material misstatement, whether due to fraud or error and for its assessment of the effectiveness of internal controls, risk management and governance.

In preparing the financial statements, Management is responsible for assessing the School's ability to continue to sustain its services, disclosing, as applicable, matters related to sustainability of services and using the applicable basis of accounting unless Management is aware of an intention to terminate the School or to cease operations.

Management is also responsible for the submission of the financial statements to the Auditor-General in accordance with the provisions of Section 47 of the Public Audit Act, 2015.

In addition to the responsibility for the preparation and presentation of the financial statements described above, Management is also responsible for ensuring that the activities, financial transactions and information reflected in the financial statements are in compliance with the authorities which govern them, and that public resources are applied in an effective way.

The Board of Management is responsible for overseeing the School's financial reporting process, reviewing the effectiveness of how Management monitors compliance with relevant legislative and regulatory requirements, ensuring that effective processes and systems are in place to address key roles and responsibilities in relation to governance and risk management, and ensuring the adequacy and effectiveness of the control environment.

Auditor-General's Responsibilities for the Audit

The audit objectives are to obtain reasonable assurance about whether the financial statements as a whole are free from material misstatement, whether due to fraud or error, and to issue an auditor's report that includes my opinion in accordance with the provisions of Section 48 of the Public Audit Act, 2015 and submit the audit report in compliance with Article 229(7) of the Constitution. Reasonable assurance is a high level of assurance, but is not a guarantee that an audit conducted in accordance with ISSAIs will always detect a material misstatement and weakness when it exists. Misstatements can arise from fraud or error and are considered material if, individually or in the aggregate, they could reasonably be expected to influence the economic decisions of users taken on the basis of these financial statements.

In addition to the audit of the financial statements, a compliance audit is planned and performed to express a conclusion about whether, in all material respects, the activities, financial transactions and information reflected in the financial statements are in compliance with the authorities that govern them and that public resources are applied in an effective way, in accordance with the provisions of Article 229(6) of the Constitution and submit the audit report in compliance with Article 229(7) of the Constitution.

Further, in planning and performing the audit of the financial statements and audit of compliance, I consider internal controls in order to give an assurance on the effectiveness of internal controls, risk management and governance processes and systems in accordance with the provisions of Section 7(1)(a) of the Public Audit Act, 2015 and submit the audit report in compliance with Article 229(7) of the Constitution. My consideration of the internal control would not necessarily disclose all matters in the internal controls that might be material weaknesses under the ISSAIs. A material weakness is a condition in which the design or operation of one or more of the internal control components does not reduce to a relatively low level the risk that misstatements caused by error or fraud in amounts that would be material in relation to the financial statements being audited may occur and not be detected within a timely period by employees in the normal course of performing their assigned functions.

Because of its inherent limitations, internal controls may not prevent or detect misstatements and instances of noncompliance. Also, projections of any evaluation of effectiveness to future periods are subject to the risk that controls may become inadequate because of changes in conditions, or that the degree of compliance with the policies and procedures may deteriorate.

As part of an audit conducted in accordance with ISSAIs, I exercise professional judgement and maintain professional skepticism throughout the audit. I also:

- Identify and assess the risks of material misstatement of the financial statements, whether due to fraud or error, design and perform audit procedures responsive to those risks and obtain audit evidence that is sufficient and appropriate to provide a basis for my opinion. The risk of not detecting a material misstatement resulting from fraud is higher than for one resulting from error, as fraud may involve collusion, forgery, intentional omissions, misrepresentations, or the override of internal control.

- Evaluate the appropriateness of accounting policies used and the reasonableness of accounting estimates and related disclosures made by Management.
- Conclude on the appropriateness of the Management's use of applicable basis of accounting and based on the audit evidence obtained, whether a material uncertainty exists related to events or conditions that may cast significant doubt on the School's ability to continue to sustain its services. If I conclude that a material uncertainty exists, I am required to draw attention in the auditor's report to the related disclosures in the financial statements or, if such disclosures are inadequate, to modify my opinion. My conclusions are based on the audit evidence obtained up to the date of my audit report. However, future events or conditions may cause the School to cease to continue to sustain its services.
- Evaluate the overall presentation, structure and content of the financial statements, including the disclosures and whether the financial statements represent the underlying transactions and events in a manner that achieves fair presentation.
- Obtain sufficient appropriate audit evidence regarding the financial information and business activities of the School to express an opinion on the financial statements.
- Perform such other procedures as I consider necessary in the circumstances.

I communicate with Management regarding, among other matters, the planned scope and timing of the audit and significant audit findings, including any significant deficiencies in internal control that are identified during the audit.

I also provide Management with a statement that I have complied with relevant ethical requirements regarding independence and to communicate with them all relationships and other matters that may reasonably be thought to bear on my independence and where applicable, related safeguards.


FCPA Nancy Gathungu, CBS
AUDITOR-GENERAL

Nairobi

29 January, 2025

6. Statement Of Receipts and Payments For the Year Ended 30th June 2023

DESCRIPTION OF VOTE HEAD	NOTE	2022/2023	2021/2022
		KSHS.CTS	KSHS.CTS
RECEIPTS			
Government grants for Tuition	1	6,318,764.50	7,157,672.20
Government grants for Operations	2	18,521,691.70	31,415,572.70
Government grants for Infrastructure	3	39,290,000.00	-
School Fund Income- Parents Fees	4	134,066,814.95	68,581,874.20
Miscellaneous income	5	7,592,770.00	79,179,347.10
TOTAL RECEIPTS		205,790,041.15	186,334,466.20
PAYMENTS			
Payments for Tuition	6	5,403,174.00	8,276,869.00
Payments for Operations	7	20,225,328.08	34,240,806.00
Payments for Infrastructure	8	16,618,465.00	-
Boarding and school fund payments	9	132,644,065.50	124,881,190.00
TOTAL PAYMENTS		174,891,032.58	167,398,865.00
SURPLUS/DEFICIT		30,899,008.57	18,935,601.20

The school financial statements were approved on 4/8/ 2024 and signed by:

FR. ADOLINA ADI MASEZI


Name: Adolina Adi Masezi

Chair BOM

Date: 4/8/2024

Prionka Joyce

Name: Prionka Joyce
School Principal/ Secretary to BOM



Date: 4/8/2024

Edwin Oluo

Name: Edwin Oluo

Bursar/ Finance Officer

Date: 4/8/2024

(Comparative FY refers to the financial year preceding the current financial year)

7. Statement of Assets and Liabilities As At 30th June 2023

	Note	2022/2023	2021/2022
		KSHS.CTS	KSHS.CTS
FINANCIAL ASSETS			
Cash and Cash Equivalents			
Bank Balances	10	76,430,778.49	54,709,924.22
Cash Balances	11	14,294.00	13,936.00
Short term Investment	12	-	-
Total Cash and Cash Equivalents		76,445,072.49	54,723,860.22
Account's receivables	13	111,530,238.05	106,208,438.05
TOTAL FINANCIAL ASSETS		187,975,310.54	160,932,298.27
FINANCIAL LIABILITIES			
Accounts Payable	14	52,673,523.45	56,529,519.75
NET FINANCIAL SSETS		135,301,787.09	104,402,778.52
REPRESENTED BY			
Fund balance b/fwd 1st July...	15	104,402,778.52	85,467,177.32
Surplus/Defict for the year		30,899,008.57	18,935,601.20
NET FINANCIAL POSITION		135,301,787.09	104,402,778.52

The school's financial statements were approved on 4/8/2024 2024 and signed by:

IR. APOLINARIS MAJESSE

Name: Apolinaris Majesse

Chair BOM

Date: 4/8/2024

Edwin Oluo

Name: Edwin Oluo
School Principal/ Secretary to

BOM
Date: 4/8/24



Edwin Oluo

Name: Edwin Oluo

Bursar/ Finance Officer

Date: 4/8/2024

NYABURURU GIRLS NATIONAL SCHOOL

Annual Report and Financial Statements For the year ended 30th June 2023

8. Statement of Cash Flows for the Year Ended 30th June 2023

	2022/2023	2021/2022
	KSHS.CTS	KSHS.CTS
Receipts from operating activities		
Government grants for Tuition	6,318,764.50	7,157,672.20
Government grants for Operations	18,521,691.70	31,415,572.70
Government grants for Infrastructure	39,290,000.00	-
School Fund Income- Parents Fees	125,122,788.15	68,581,874.20
Miscellaneous income	7,592,770.00	78,570,637.90
Total receipts	196,846,014.35	185,725,757.00
Payments		
Payments for Tuition	5,403,174.00	8,043,099.00
Payments for Operations	20,225,328.08	34,834,775.00
Payments for Infrastructure	16,618,465.00	126,417,904.00
Boarding and school fund payments	132,877,835.00	
	175,124,802.08	169,295,778.00
Net cash flow from operating activities	21,721,212.27	16,429,979.00
CASHFLOW FROM INVESTING ACTIVITIES		
Proceeds from Sale of Assets	-	-
Acquisition of Assets	-	-
Proceeds from investments	-	-
Net cash flows from Investing Activities	-	-
NET CASHFLOW FROM BORROWING ACTIVITIES		
Proceeds from borrowings/ loans		
Repayment of principal borrowings		
Net cash flows from Investing Activities		
NET INCREASE IN CASH AND CASH EQUIVALENT	21,721,212.27	16,429,979.00
Cash and cash equivalent at BEGINNING of the year	54,723,860.22	38,293,881.22

(NYABURURU GIRLS NATIONAL SCHOOL)

Annual Report and Financial Statements For the year ended 30th June 2023


Cash and cash equivalent at END of the year		76,445,072.49	54,723,860.22
---	--	---------------	---------------

Note: Cash and Cash Equivalent is the summation of Note 10, 11 and 12.

(The above presentation of cash flow statement uses the direct method of cash flow presentation which is encouraged under IPSAS. Schools should therefore adopt the direct method of cashflow as recommended by PSASB).

The school's financial statements were approved on 4/8 2024 and signed by:

FR. APOLLINARIS MAFICE [Signature] [Signature]
Name: Amug Name: DR ROSEMARY JOYCE Name: EDWIN OUDO
Chair BOM School Principal/Secretary to BOM Bursar/ Finance Officer
Date: 4/8/2024 Date: 4/8/2024



(Comparative FY refers to the financial year preceding the current Financial year.)

9. **Statement Of Budgeted Versus Actual Amounts for The Year Ended 30 June 2023**

Receipt/Expense Item	Original Budget	Adjustments	Final Budget	Actual on Comparable Basis	Budget Utilisation Difference	% of Utilisation
	a	b	c=a+b	d	e=c-d	f=d/c %
RECEIPTS						
(1) CAPITATION GRANT ON TUITION						
Textbooks and reference materials	-	-	-	-	-	-
Exercise books	2,250,000.00	-	2,250,000.00	2,430,936.00	(180,936.00)	108.0%
Laboratory equipment	1,400,000.00		1,400,000.00	1,598,675.00	(198,675.00)	114.2%
Internal exams	1,260,000.00		1,260,000.00	1,271,515.00	(11,515.00)	100.9%
Teaching/learning materials	75,000.00		75,000.00	70,506.50	4,493.50	94.0%
Teachers guides	950,000.00		950,000.00	947,132.00	2,868.00	99.7%
	-		-	-	-	
(2) CAPITATION GRANT ON OPERATIONS						
Personnel emoluments	8,600,000.00		8,600,000.00	8,612,286.10	(12,286.10)	100.1%
Repairs and maintenance	-		-	-	-	-
Electricity & water	3,000,000.00		3,000,000.00	3,419,365.80	(419,365.80)	114.0%
Local transport & travelling						94.9%

NYABURURU GIRLS NATIONAL SCHOOL
Annual Report and Financial Statements For the year ended 30th June 2023

	2,500,000.00		2,500,000.00	2,372,550.85	127,449.15	
Medical	300,000.00		300,000.00	231,300.00	68,700.00	77.1%
Administration costs	2,680,000.00		2,680,000.00	2,683,126.45	(3,126.45)	100.1%
Activity	1,200,000.00		1,200,000.00	1,203,062.50	(3,062.50)	100.3%
Others (specify)	-		-	-	-	-
(3) CAPITATION GRANT ON INFRASTRUCTURE						
Maintenance & Improvement	10,000,000.00		10,000,000.00	9,290,000.00	710,000.00	92.9%
Transitional infrastructure grants (TIG)	50,000,000.00		50,000,000.00	30,000,000.00	20,000,000.00	60.0%
Economic stimulus grants	-		-	-	-	-
Others (specify)	-		-	-	-	-
(4) FEES CHARGED ON PARENTS						
Personnel emoluments	18,000,000.00		18,000,000.00	18,978,417.45	(978,417.45)	105.4%
Repairs and maintenance	780,000.00		780,000.00	7,832,181.00	(7,052,181.00)	1004.1%
Local transport / travelling	9,690,000.00		9,690,000.00	9,663,044.00	26,956.00	99.7%
Electricity and water	-		-	14,930,065.00	(14,930,065.00)	-
Medical				-		-

NYABURURU GIRLS NATIONAL SCHOOL
Annual Report and Financial Statements For the year ended 30th June 2023

	-		-		-	
Administration costs	7,000,000.00		7,000,000.00	6,937,425.00	62,575.00	99.1%
Activity	2,000,000.00		2,000,000.00	1,952,162.00	47,838.00	97.6%
Boarding/Lunch	80,000,000.00		80,000,000.00	73,773,520.50	6,226,479.50	92.2%
P.A. Levies	-		-	-	-	-
Others (specify)	-		-	-	-	-
(5)OTHER INCOME						
Rental income	-		-	-	-	-
Income from farming activities	600,000.00		600,000.00	538,355.00	61,645.00	89.7%
Insurance compensation	-		-	-	-	-
Income from Posho mill	500,000.00		500,000.00	486,270.00	13,730.00	97.3%
Income from Bus Hire	-		-	-	-	-
Income from hire of ground & facilities	20,000.00		20,000.00	6,000.00	14,000.00	30.0%
Income from bakery	7,500,000.00		7,500,000.00	6,303,845.00	1,196,155.00	84.1%
Interest tender	200,000.00		200,000.00	219,000.00	(19,000.00)	109.5%
rent income	50,000.00		50,000.00	39,300.00	10,700.00	78.6%

NYABURURU GIRLS NATIONAL SCHOOL
Annual Report and Financial Statements For the year ended 30th June 2023

Loans/borrowings	-	-	-	-	-	-
Others (specify)	-	-	-	-	-	-
TOTAL INCOME	210,555,000.00	-	210,555,000.00	205,790,041.15	4,764,958.85	97.7%
(6) EXPENDITURE FOR TUITION						
Textbooks & reference materials	-	-	-	-	-	-
Exercise books	1,100,000.00	-	1,100,000.00	1,115,200.00	(15,200.00)	101.4%
Laboratory equipment	600,000.00	-	600,000.00	571,860.00	28,140.00	95.3%
Internal exams	1,200,000.00	-	1,200,000.00	1,176,750.00	23,250.00	98.1%
Teaching/material/stationary	-	-	-	2,523,170.00	(2,523,170.00)	-
Teachers guides	20,000.00	-	20,000.00	13,890.00	6,110.00	69.5%
Bank charges	5,000.00	-	5,000.00	2,304.00	2,696.00	46.1%
Others (specify)	-	-	-	-	-	-
(7) EXPENDITURE FOR OPERATIONS						
Personnel emoluments	10,000,000.00	-	10,000,000.00	9,359,408.00	640,592.00	93.6%
Administration Cost		-				78.9%

NYABURURU GIRLS NATIONAL SCHOOL
Annual Report and Financial Statements For the year ended 30th June 2023

	9,000,000.00		9,000,000.00	7,104,457.08	1,895,542.92	
RMI	1,000,000.00	-	1,000,000.00	963,880.00	36,120.00	96.4%
LT&T	700,000.00	-	700,000.00	512,103.00	187,897.00	73.2%
EW&C	1,200,000.00	-	1,200,000.00	1,139,000.00	61,000.00	94.9%
Electricity and water	-	-	-	-	-	-
Medical	-	-	-	-	-	-
Activity expenses	1,200,000.00	-	1,200,000.00	1,146,480.00	53,520.00	95.5%
Insurance	-	-	-	-	-	-
Others (specify)	-	-	-	-	-	-
(8)EXPENDITURE FOR INFRASTRUCTURE						
Construction of Classrooms	-	-	-	-	-	-
Construction of Laboratory	20,000,000.00	-	20,000,000.00	16,618,465.00	3,381,535.00	83.1%
Construction of Dormitory	-	-	-	-	-	-
Purchase of furniture	-	-	-	-	-	-
Purchase of equipment	-	-	-	-	-	-
Purchase of apparatus	-	-	-	-	-	-

NYABURURU GIRLS NATIONAL SCHOOL
Annual Report and Financial Statements For the year ended 30th June 2023

	-	-	-	-	-	
Drilling of boreholes	-	-	-	-	-	-
Others (specify)	-	-	-	-	-	-
(9) EXPENDITURE FOR SCHOOL FUND						
Personnel emoluments	1,000,000.00	-	1,000,000.00	1,017,000.00	(17,000.00)	101.7%
Service gratuity	-	-	-	-	-	-
Repairs & maintenance	12,000,000.00	-	12,000,000.00	11,846,921.00	153,079.00	98.7%
Local transport / travelling	5,000,000.00	-	5,000,000.00	5,091,332.00	(91,332.00)	101.8%
Electricity and water	3,500,000.00	-	3,500,000.00	3,520,522.00	(20,522.00)	100.6%
Medical Expenses	800,000.00	-	800,000.00	586,380.00	213,620.00	73.3%
Administration costs	8,500,000.00	-	8,500,000.00	8,500,472.50	(472.50)	100.0%
Activity	2,000,000.00	-	2,000,000.00	1,594,865.00	405,135.00	79.7%
Boarding equipment & stores	5,000,000.00	-	5,000,000.00	3,915,000.00	1,085,000.00	78.3%
Expenses on IGA	-	-	-	-	-	-
BES	100,000,000.00	-	100,000,000.00	96,491,582.00	3,508,418.00	96.5%
Insurance		-				88.9%

NYABURURU GIRLS NATIONAL SCHOOL

Annual Report and Financial Statements For the year ended 30th June 2023

	90,000.00		90,000.00	79,991.00	10,009.00	
Loan Principal repayment	-	-	-	-	-	-
Loan Interest repayment	-	-	-	-	-	-
Acquisition of Assets	-	-	-	-	-	-
P.A expenses	-	-	-	-	-	-
Others (specify)	-	-	-	-	-	-
TOTAL	183,915,000.00	-	183,915,000.00	174,891,032.58	9,023,967.42	95.1%

[Provide below a commentary on significant underutilization (below 90% of utilization) and any overutilization above 100%]

- i. Xxx
- ii. Xxx

10. Significant Accounting Policies

The principal accounting policies adopted in the preparation of these financial statements are set out below:

1. Statement of compliance and basis of preparation

The financial statements have been prepared in accordance with and comply with International Public Sector Accounting Standards (IPSAS) with particular emphasis on Cash Basis Financial Reporting under the Cash Basis of Accounting and applicable government legislations and regulations. The financial statements comply with and conform to the form of presentation prescribed by the Public Sector Accounting Standards Board of Kenya.

This cash basis of accounting has been supplemented with accounting for; a) receivables that include school fees from parents, imprest, salary advances and other receivables and b) payables that include deposits and retentions and payables from operations.

The financial statements are presented in Kenya Shillings, which is the functional and reporting currency of the *school*, and all values are rounded to the nearest Kenya Shilling (Kshs). The accounting policies adopted have been consistently applied to all the years presented.

2. Recognition of receipts and payments

The *school* recognises all receipts from the various sources when the event occurs, and the related cash has actually been received by the *school*. In addition, the *school* recognises all expenses when the event occurs, and the related cash has actually been paid out by the *school*. Income arising from school fees is recognised when the event occurs whether cash is received or not. Expenditure arising from operations is recognised when the event occurs irrespective of receipt of cash.

3. In-kind contributions

In-kind contributions are donations that are made to the *school* in the form of actual goods and/or services rather than in money or cash terms. These donations may include vehicles, equipment or personnel services. Where the financial value received for in-kind contributions can be reliably determined, the *school* includes such value in the statement of receipts and payments both as a receipt and as a payment in equal and opposite amounts; otherwise, the contribution is not recorded.

4. Cash and cash equivalents

Cash and cash equivalents comprise cash on hand and cash at bank, short-term deposits on call and highly liquid investments with an original maturity of three months or less, which are readily convertible to known amounts of cash and are subject to insignificant risk of changes in value. Bank account balances include amounts held at various financial institutions at the end of the financial year.

NYABURURU GIRLS NATIONAL SCHOOL

Annual Report and Financial Statements For the year ended 30th June 2023

5. Accounts Receivable

For the purposes of these financial statements, imprests and advances to authorised public officers and/or institutions which were not surrendered or accounted for at the end of the financial year are treated as receivables. Accounts receivables also include school fees billed to parents for services rendered but not paid. This is an enhancement to the cash accounting policy. Other accounts receivables are disclosed in the financial statements.

6. Accounts Payable

For the purposes of these financial statements, deposits and retentions held on behalf of third parties have been recognized as accounts payables. This is in recognition of the government practice of retaining a portion of contracted services and works pending fulfilment of obligations by the contractor and to hold deposits on behalf of third parties. Payables also include expenditure incurred for the purchase of goods, works and services that has been rendered and not settled. This is an enhancement to the cash accounting policy adopted for public secondary schools. Other liabilities are disclosed in the financial statements.

7. Non-current assets

Non-current assets are expensed at the time of acquisition while disposal proceeds are recognized as receipts at the time of disposal. However, the acquisitions and disposals are reflected in the school fixed asset register a summary of which is provided as a memorandum to these financial statements.

8. Budget

The budget is developed on the same accounting basis (cash basis), the same accounts classification basis, and for the same period as the financial statements. The school's budget was approved by the School Board of Management. A comparison of the actual performance against the comparable budget for the financial year under review has been included in the financial statements.

9. Comparative figures

Where necessary comparative figures for the previous financial year have been amended or reconfigured to conform to the required changes in presentation.

10. Subsequent events

There have been no events subsequent to the financial year end with a significant impact on the financial statements for the year ended 30th June 2023.

NYABURURU GIRLS NATIONAL SCHOOL**Annual Report and Financial Statements For the year ended 30th June 2023****11. Notes To The Financial Statements****1 Government Grants for Tuition**

	2022/2023	2021/2022
	KSHS.CTS	KSHS.CTS
Textbooks & reference materials	-	-
Exercise books	2,430,936.00	2,727,759.00
Laboratory equipment	1,598,675.00	1,668,778.20
Internal exams	1,271,515.00	999,364.00
Teaching/Learning materials	70,506.50	-
Stationery	947,132.00	1,761,771.00
Others (specify)	-	-
Total	6,318,764.50	7,157,672.20

**Include others as per MOE circulars*

2 Government Grants for Operations

	2022/2023	2021/2022
	KSHS.CTS	KSHS.CTS
Personnel emoluments	8,612,286.10	9,005,854.60
Repairs & maintenance	-	14,213,500.60
Electricity and water	3,419,365.80	3,047,331.00
Local transport & travelling	2,372,550.85	2,376,800.00
Medical	231,300.00	-
Administration costs	2,683,126.45	2,772,086.50
Activity	1,203,062.50	-
Others (specify)	-	-
Total	18,521,691.70	31,415,572.70

**Include others as per MOE circulars*

3 Government Grants for infrastructure

	2022/2023	2021/2022
	KSHS.CTS	KSHS.CTS
Maintenance & Improvement	9,290,000.00	-
Transitional Infrastructure grants	30,000,000.00	-
Economic stimulus grants	-	-
Others (specify)	-	-
Total	39,290,000.00	-

NYABURURU GIRLS NATIONAL SCHOOL

Annual Report and Financial Statements For the year ended 30th June 2023

4 School Fund Income -Parents Contribution/Fees

	2022/2023	2021/2022
	KSHS.CTS	KSHS.CTS
Personnel emoluments	18,978,417.45	17,335,967.00
Repairs and maintenance	7,832,181.00	16,040,926.00
Local transport / travelling	9,663,044.00	8,839,932.60
Electricity and water	14,930,065.00	15,711,831.00
Medical	-	-
Administration costs	6,937,425.00	8,712,963.60
Activity	1,952,162.00	1,940,254.00
Boarding equipment & stores	73,773,520.50	-
P.A. Levies	-	-
Others (specify)	-	-
Total	134,066,814.95	68,581,874.20

**Includes all levies charged by the school outside the fees structure but by mutual agreement with the parents.*

5 Miscellaneous Incomes

	2022/2023	2021/2022
	KSHS.CTS	KSHS.CTS
Boarding equipment & stores	-	72,642,587.10
Income from farming activities	538,355.00	396,495.00
Income from Poultry	-	139,300.00
Income from Posho mill	486,270.00	515,400.00
Income from Bus Hire	-	-
Income from hire of facilities	6,000.00	36,000.00
Income from Bakery	6,303,845.00	5,209,565.00
Tender fees	219,000.00	240,000.00
Rental income	39,300.00	-
Loans/borrowings	-	-
Others (specify)	-	-
Total	7,592,770.00	79,179,347.10

(Include an explanation on the kind and source of grants/ donations received by the school.)

**Ensure proper authorization from MOE before obtaining loans/borrowings.*

**Indicate what other income relates to including income arising from writebacks if any.*

NYABURURU GIRLS NATIONAL SCHOOL

Annual Report and Financial Statements For the year ended 30th June 2023

Notes to the Financial Statements (continued)

6 Tuition

	2022/2023	2021/2022
	KSHS.CTS	KSHS.CTS
Textbooks & reference materials	-	-
Exercise books	1,115,200.00	3,926,570.00
Laboratory equipment	571,860.00	1,400,949.00
Internal exams	1,176,750.00	1,530,000.00
stationary	2,523,170.00	-
Teachers guides	13,890.00	1,414,550.00
Bank charges	2,304.00	4,800.00
Others (specify)	-	-
Total	5,403,174.00	8,276,869.00

7 Operations

PAYMENTS FOR OPERATIONS		
	2022/2023	2021/2022
	KSHS.CTS	KSHS.CTS
Personnel emoluments	9,359,408.00	9,114,380.00
Administration Cost	7,104,457.08	5,488,759.00
Repairs & maintenance	963,880.00	3,897,250.00
Local transport / travelling	512,103.00	701,703.00
Electricity and water	1,139,000.00	1,844,874.00
MIF	-	13,193,840.00
Medical	-	-
Activity expenses	1,146,480.00	-
Insurance	-	-
Others (specify)	-	-
Total	20,225,328.08	34,240,806.00

NYABURURU GIRLS NATIONAL SCHOOL
Annual Report and Financial Statements For the year ended 30th June 2023
Notes to the Financial Statements (continued)

8 Infrastructure

PAYMENTS FOR INFRASTRUCTURE			
	2022/2023		2021/2022
	KSHS.CTS		KSHS.CTS
Construction of Classrooms	-		-
Construction of Laboratory	16,618,465.00		-
Construction of Dormitory	-		-
Purchase of furniture	-		-
Purchase of equipment	-		-
Purchase of apparatus	-		-
Drilling of boreholes	-		-
Others (specify)	-		-
Total	16,618,465.00		-

9 Boarding And School Fund

BOARDING AND SCHOOL FUND PAYMENTS			
	2022/2023		2021/2022
	KSHS.CTS		KSHS.CTS
Personnel emoluments	1,017,000.00		1,506,096.00
Refunds	-		-
Repairs and maintenance	11,846,921.00		4,163,150.00
Local transport % travelling	5,091,332.00		5,270,331.00
Electricity and water	3,520,522.00		4,560,742.00
Medical Expenses	586,380.00		266,690.00
Administration costs	8,500,472.50		4,129,593.00
Activity	1,594,865.00		130,100.00
Bakery	3,915,000.00		-
Tendering	-		145,500.00
Boarding equipment & stores	96,491,582.00		84,787,533.00
Dairy farm	79,991.00		40,555.00
Farm poultry	-		-
New hostel	-		12,792,900.00
Perimeter wall	-		6,073,450.00
Classrooms	-		1,014,550.00
Others (specify)	-		-
Total	132,644,065.50		124,881,190.00

(Expenses on income generating activities** should include all costs relating to the school earnings on miscellaneous receipts as recorded in note 5. These costs should include farm maintenance, posho mill maintenance, ground maintenance and costs incurred during hire of school bus among others).

10 Bank Accounts

BANK ACCOUNTS				
Name of Account	Status	Bank a/c number	2022/2023	2021/2022
			KSHS.CTS	KSHS.CTS
Tuition Account	Active	0085154877	726,939.90	45,119.40
Operations Account	Active	01139019666501	31,040,334.94	2,726,931.32
School Fund/Boarding 1	Active	0081109923	34,595,110.40	41,154,645.25
Gratuity Account	Dormant	01117019666500	3,276,451.50	3,276,451.50
School Fund/Boarding 2	Active	1111978743	2,236,897.45	89,267.45
Infrastructural Account (MIF)	Active	01139019666502	2,386,776.00	5,249,241.00
Infrastructural Account (TIG)	Active	01139019666500	207,800	207,800.00
IGA Account	Dormant	0083705477	233,328.45	233,328.45
Caution account	Dormant	0084010820	1,727,139.85	1,727,139.85
Total			76,430,778.49	54,709,924.22

11 Cash In Hand

Notes and Coins	14,294.00	13,936.00
Total	14,294.00	13,936.00

12 Short Term Investments

Cooperative Shares	xxx	xxx
Treasury Bills	xxx	xxx
Fixed Deposit accounts	xxx	xxx
Other Investments	xxx	xxx
Total	xxx	xxx

NYABURURU GIRLS NATIONAL SCHOOL
Annual Report and Financial Statements For the year ended 30th June 2023
Notes to the Financial Statements (continued)

13 Accounts Receivable

Description	Current FY	Comparative FY
Fees Arrears	47,781,277.90	42,459,477.00
Other Non-Fees Receivables	63,748,960.15	63,748,960.15
Salary Advances (list/schedule attached)	xxx	xxx
Imprest (list/schedule attached)	xxx	xxx
Rent arrears (list/schedule attached)	xxx	xxx
Total	111,539,238.05	106,208,438.05

13 b Ageing Analysis of Accounts Receivable

	Current FY	% of the total	Comparative FY	% of the total
Less than 1 year	11,549,169.50	10%	0	0%
Between 1- 2 years	1,372,596.00	1%	6,989,263.00	7%
Between 2-3 years	xxx	0%	610,702.00	1%
Over 3 years	98,608,473.05	88%	98,608,473.05	93%
Total (should tie to note 13 a)	111,530,238.55	100%	106,208,438.05	100%

14 Accounts Payable

Description	Current FY	Comparative FY
Trade Creditors (See Ageing Below and Appendix 1)	xxx	233,770.00
Prepaid Fees	8,904,643.00	12,826,389.30
Retention Monies	43,768,880.00	43,469,360.45
Unpaid salaries and statutory deductions	xxx	xxx
Caution money	xxx	xxx
Other payables (<i>specify</i>)	xxx	xxx
Total	52,673,523.45	56,529,519.75

(NYABURURU GIRLS NATIONAL SCHOOL)

Annual Report and Financial Statements For the year ended 30th June 2023

Notes to the Financial Statements (continued)

14a. Ageing Analysis of Accounts Payable

	Current FY	% of the total	Comparative FY	% of the total
Less than 1 year	9,204,163.00	17%		0%
Between 1- 2 years		%	13,060,159.30	23%
Between 2-3 years		%		0%
Over 3 years	43,469,360.45	83%	43,469,360.45	77%
Total (should tie to note 14)	52,673,523.45	100%	56,529,519.75	100%

15 Fund Balance Brought Forward

Bank Balances	54,709,924.22	38,283,054.22
Cash Balances	13,936.00	10,827.00
Short Term Investments		
Receivables	106,208,438.05	99,821,161.05
Payables	(56,529,519.75)	(52,647,864.95)
Total	104,402,778.52	85,467,177.32

NYABURURU GIRLS NATIONAL SCHOOL

Annual Report and Financial Statements For the year ended 30th June 2023

Other important disclosure notes

IPSAS Cash Standard encourages an entity to disclose accrual related information in relation to an entity's assets and liabilities. The notes outlined below are disclosure notes in relation to the school's non- financial assets and liabilities.

16 Non-current Liabilities Summary

Description	KShs	
Bank Loans	xxx	xxx
Outstanding Leases	xxx	xxx
Hire Purchase	xxx	xxx
Gratuity And Leave Provision	xxx	xxx
Others (specify)	xxx	xxx
Total	xxx	xxx

17 Biological assets

Description	Numbers	KShs	
Cattle		100,000.00	xxx
Goats		52,000.00	xxx
Trees		510,000.00	xxx
Coffee Or Tea Plantation		xxx	xxx
Poultry		xxx	xxx
Others (specify)		xxx	xxx
Total		662,000.00	xxx

18 Borrowings

Description	KShs	
Borrowings at beginning of the year	xxx	xxx
Borrowings during the year	xxx	xxx
Repayments during the year	(xxx)	(xxx)
Balance at the end of the year	xxx	xxx

NYABURURU GIRLS NATIONAL SCHOOL
Annual Report and Financial Statements For the year ended 30th June 2023
Other important disclosure notes

19 Stock/ Inventory

Description	2023	
	KShs	
Food stuffs	250,000.00	250,000
Lab consumables	50,000	50,000
Farm produce	8,000.00	8,000
Medication	xx	xx
Construction Materials	xx	xx
Others (specify)	xx	xx
	308,000.00	308,000.00

(Stock to be measured at lower of cost and net realisable value. Net realisable value is the difference between selling costs less costs to sell)

NYABURURU GIRLS NATIONAL SCHOOL
Annual Report and Financial Statements For the year ended 30th June 2023

20 Progress On Follow Up Of Auditor Recommendations

The following is the summary of issues raised by the external auditor, and management comments that were provided to the auditor.

Ref No	Issue/ Observations from Auditor	Management comments	Status (Resolved/ Not Resolved)	

 Sign and Date
 Principal

NYABURURU GIRLS NATIONAL SCHOOL
Annual Report and Financial Statements For the year ended 30th June 2023

12. Annexes

Annex I - Analysis of Pending Accounts Payable

Supplier Of Goods Or Services	Original Amount	Date Contracted	Amount Paid To Date	Outstanding Balance Current FY	Outstanding Balance Comparative FY	Comments
	Kshs.	Kshs.	Kshs.	Kshs.	Kshs.	
Construction Of Buildings						
1.						
2.						
3.						
Sub-Total						
Supply Of Goods						
4.						
5.						
Sub-Total						
Supply Of Services						
6.						
7.						
8.						
Sub-Total						
Grand Total						

Annex 2 – Summary of Fixed Assets Register

NYABURURU GIRLS NATIONAL SCHOOL
Annual Report and Financial Statements For the year ended 30th June 2023

Asset Class	Historical Cost b/f (Kshs) 1 st July 2023	Additions during the year (Kshs)	Disposals during the year (Kshs)	Historical Cost c/f (Kshs) 30 th June 2023
Land				
Buildings And Structures				
Motor Vehicles	6million	nil	nil	6million
Office Equipment, Furniture And Fittings				
Textbooks	3million	0.02million	nil	3.02million
ICT Equipment				
Tools And Apparatus				
Other Machinery And Equipment				
Heritage And Cultural Assets				
Intangible Assets- Soft Ware				
Total				

(The school should ensure that a detailed fixed assets register is maintained).