

REPUBLIC OF KENYA



OFFICE OF THE AUDITOR-GENERAL

PARLIAMEN
OF KENYA
LIBRARY

REPORT

OF

THE AUDITOR-GENERAL

ON

**THE FINANCIAL STATEMENTS OF
KENYA CEREAL ENHANCEMENT
PROGRAMME (IFAD GRANT
NO.2000000623, IFAD LOAN
NO.2000001121, ASAP TRUST
GRANT NO.2000001122)**

**FOR THE YEAR ENDED
30 JUNE 2017**

STATE DEPARTMENT OF AGRICULTURE

PAPER LAID BY
THE MAJORITY PARTY
WHIP (HON. BENJAMIN
WASHIALU, CBS, MP) ON
2ND OCTOBER 2018
IBM

Revised Template 30/6/2017



**PROGRAMME NAME: KENYA CEREAL ENHANCEMENT PROGRAMME-
CLIMATE RESILIENT AGRICULTURAL LIVILIHOD WINDOW (KCEP-CRAL)**

**IMPLEMENTING ENTITY: MINISTRY OF AGRICULTURE, LIVESTOCK AND
FISHERIES
STATE DEPARTMENT OF AGRICULTURE**

**PROGRAMME GRANT NUMBER: 2000000623 and 2000001122 and LOAN NUMBER:
2000001121**

ANNUAL REPORT AND FINANCIAL STATEMENTS

**FOR THE FINANCIAL YEAR ENDED
JUNE 30, 2017**

**Prepared in accordance with the Cash Basis of Accounting Method under the International Public
Sector Accounting Standards (IPSAS)**

1.0 PROGRAMME INFORMATION AND OVERALL PERFORMANCE

1.1 NAME AND REGISTERED OFFICE:

Programme Name: Kenya Cereal Enhancement Programme-Climate Resilient Agricultural Livelihood Window (KCEP-CRAL).

Objectives

The overall development goal of the KCEP-CRAL Programme is to contribute to the reduction of rural poverty and food insecurity of smallholders in the ASALs by developing their economic potential while improving their natural resources management capacity and resilience to climate change in an increasingly fragile ecosystem. This development goal is pursued through two specific objectives: (i) the graduation of smallholder farmers to commercially-oriented, climate-resilient agricultural practices through improvements in productivity, post-production management practices and market linkages for targeted value chains; and (ii) the empowerment of county governments and communities to sustainably and consensually manage their natural resources and to build their resilience to climate change.

Address: The programme headquarters offices are Nairobi, Nairobi County, Kenya.

Physical Address: KALRO Compound-Waiyaki Way

Postal Address: P.O. Box 30028-00100, Nairobi, Kenya

Other Contacts:

E-mail: kcep.programme15@gmail.com

Telephone: 0770174188

The programme has three Regional offices/branches as follows:

- Western Region–Nakuru, email: kcepsubpcu.western@gmail.com
- Eastern Region –Siakago, email: kcepeasternregion@gmail.com
- Coast Region-Mombasa, email: kcepcoastregion@gmail.com

1.2 Programme Information

Programme Start Date:	3 rd April 2014
Programme Closing Date:	20 th December 2021
Senior Programme Coordinator:	MS Esther Magambo
Programme Donor/Sponsor:	GOK, European Union(EU), IFAD, Financial Institutions and Beneficiaries
Programme Supervisor:	International Fund for Agricultural Development (IFAD)

Component 2 - Post-Harvest Management and Market Linkages aims at supporting farmers to capitalise productivity gains arising from investments made under Component 1, by promoting improved on-farm grain-handling and management, access to storage and warehouse receipt systems, increasing smallholders’ access to markets, and building their capacities to sell their produce at more favourable terms and prices.

Component 3 – Financial Services is designed to link farmers to financial services to boost yields and income generation for re-investment in agriculture, and build the capacity of value chain stakeholders, including the youth, to engage profitably in provision of agricultural services through improved access to financial services.

Component 4: Programme Management - Programme Steering Committee (PSC), chaired by the Principle Secretary of the State Department of Agriculture is responsible for oversight of the programme and providing policy guidance to programme implementation. A County Programme Coordinating Committee (CPCC) provides guidance to programme implementation within each county. Programme Coordinating Unit (PCU) is responsible for day-to-day management of the programme, supported by the desk officers in the collaborating institutions.

Implementing arrangements

KCEP-CRAL Programme Implementation is done through partners, namely, Equity Bank and Equity Group Foundation responsible for setting up and operationalization of the e-voucher system for provision of agricultural inputs and payment of agro-dealers; access to financial services; set up warehouse receipt financing; and capacity building on financial literacy; Kenya Agricultural and Livestock Research Organization (KALRO) responsible for ; soil sampling and soil fertility mapping and dissemination of research-based technical packages County Agriculture Staff for farmers’ group development, provision of advisory services to farmers and capacity building of County Agriculture staff ; Agricultural Market Development Trust (AGMARK) responsible for capacity building of agro-dealers, Centre for Training and Integrated Research in ASAL Development (CETRAD) responsible of setting up RS/GIS units in target counties, training and backstopping of the county personnel on using the RS/GIS units, National Drought Management Authority (NDMA) responsible for strengthening the CAF process in Kitui and Makueni Counties and up scaling in the other six counties covered by KCEP-CRAL and Kenya Meteorological Department (KMD) responsible for developing applied climate information services to support communities across target counties to deliver both data and agronomic recommendations to make more informed decisions and enhance their coping and adaptive capacities

Kenya Cereal Enhancement Programme-Climate Resilient Agricultural Livelihoods (KCEP-CRAL)

Annual Reports and Financial Statements for the financial year ended 30th June 2017

S/No	Names	Title designation	Key qualification	Responsibilities
3	Pamella Kimkung	Community mobilizer/Gender officer	MA-Sustainable International Development	Training and gender equality
4	Nyakundi Mogere	Finance and Administration Manager	MBA Finance ,BCom, CPA(K)	Finance and Administration activities of the programme
5	Kiprotich Chomboi	Value Chain Development Specialist	MSc Agricultural economics	Value chain development activities
6	Justine Muriuki	Natural Resource Management specialist	Master in Environmental Science	Natural resource management
7	Patrick Musalia	Senior Accountant	MSc Finance, ,Bcom, CPA(K)	Accounting and financial management
8	Zaweria Thuku	Financial services specialist	MSc Horticulture/Diploma in micro-finance	Finance inclusion services activities
9	Alex W. Mwaniki	Senior M&E specialist	MSC(Biometry)	Monitoring & Evaluation activities
10	Raymond Chelule	M&E specialist	MSc Agronomy	Monitoring & Evaluation activities
11	David Sitoi	Civil Engineer	BSC-Engineering	Civil works
12	Patrick Hinga	Agribusiness officer	MSc Agricultural economics	Agribusiness activities and Regional Head
13	Kiva Mutunga	Agronomist	MSc Agricultural economics	Agronomist activities
14	Carol Kamau	Agribusiness specialist	MSc-Sustainable development	Agribusiness activities and Regional Head
15	Martha Sila	Agronomist	PhD Agriculture Entomology and Pest control	Agronomist activities
16	Daniel Njenga	M&E specialist	MSc Agronomy	Monitoring & Evaluation activities
17	Irene Machua	Accountant	CPA(K),BA	Accounting services
18	Esther Nzomo	Agribusiness officer	MSc Agricultural economics	Agribusiness activities and Regional Head
19	Githingi Thiong'o	Agronomist	MSc Agricultural economics	Agronomist activities

1.8 Summary of Overall Programme Performance

- The budget performance against actual amounts for current year is at 66.15%.
- The main activities and achievements attained during the period include;
 - Recruitment of PCU staff under KCP-CRAL
 - Signing of the Subsidiary agreements with 8 participating counties and sensitization of County officials on KCEP-CRAL Programme.
 - Formation of various Programme Coordinating committees at the county, sub county and ward levels
 - Community mobilization, selection of beneficiary farmers and issuance of inputs to farmers in Western region and Eastern regions.
 - Identification, selection and capacity building of agro dealers.
 - Mapping of soil fertility and soil nutrients in Eastern and Western region and Setting up on- site trials and demonstrations
 - Capacity building of the 8338 beneficiary farmers on good farming practices and financial literacy.
 - Training farmers on post-harvest management.
 - Identification of produce collection centres and procurement of post-harvest equipment's.
 - Inventory of large volume buyers for all targeted value chains and organizing Consultative meetings to initiate/broker farmer-buyer commercial partnerships
 - Training of shellers and threshers service providers
 - Procurement of two Programme Motor vehicles.
- While conducting the above activities, the management endeavoured to adhere to the approved budget ceiling per activity. Efficiency in resource utilization was emphasized and as a result savings were realized on some of the activities.
- The main challenge experienced during project implementation and proposed way forward included;
 - Delay in finalization and signing of Subsidiary agreements with implementation Counties. The Programme was able to overcome this by sensitizing all stakeholders on the Programme to create awareness and understanding.
 - Delay by farmers in depositing the beneficiary contribution to the Programme leading to delay in accessing the inputs. Follow up of beneficiaries to sensitize them on savings plans.
 - Insufficient rains in Eastern region leading to crop failure. Include crop insurance in the e-voucher package to safeguard farmers against such eventualities.

1.9 Summary of Programme Compliance:

- There were no significant cases of non-compliance with applicable laws and regulations and essential external financing agreements.

REPUBLIC OF KENYA

Telephone: +254-20-342330
Fax: +254-20-311482
E-mail: oag@oagkenya.go.ke
Website: www.kenao.go.ke



P.O. Box 30084-00100
NAIROBI

OFFICE OF THE AUDITOR-GENERAL

REPORT OF THE AUDITOR-GENERAL ON KENYA CEREAL ENHANCEMENT PROGRAMME (IFAD GRANT NO.2000000623, IFAD LOAN NO.2000001121, ASAP TRUST GRANT NO.2000001122) FOR THE YEAR ENDED 30 JUNE 2017 – STATE DEPARTMENT OF AGRICULTURE

REPORT ON THE FINANCIAL STATEMENTS

Opinion

I have audited the accompanying financial statements of Kenya Cereal Enhancement Programme set out on pages 1 to 26, which comprise the statement of financial assets and liabilities as at 30 June 2017, and the statement of receipts and payments, statement of cash flows and statement of comparative budget and actual amounts for the year then ended, and a summary of significant accounting policies and other explanatory information in accordance with the provisions of Article 229 of the Constitution of Kenya, Section 35 of the Public Audit Act 2015 and Article IX, Section 9.03 of General Conditions for Agricultural Development Financing annexed to the Financing Agreement signed on 19 March 2014 between International Fund for Agricultural Development and the Republic of Kenya. I have obtained all the information and explanations which, to the best of my knowledge and belief, were necessary for the purpose of the audit.

In my opinion, the financial statements present fairly, in all material respects, the financial position of Kenya Cereal Enhancement Programme (IFAD Grant No.2000000623, IFAD Loan No.2000001121, ASAP Trust Grant No.2000001122) as at 30 June 2017 and of its financial performance and its cash flows for the year then ended, in accordance with International Public Sector Accounting Standards (Cash Basis) and the Financing Agreement signed between IFAD and the Republic of Kenya dated on 19 March 2014.

In addition, the special account statements presents fairly, transactions for the year, and the closing balances have been reconciled with the books of account

Further, as required by Article 229(6) of the Constitution, I confirm that public money has been applied lawfully and in an effective way.

Basis for Opinion

The audit was conducted in accordance with International Standards of Supreme Audit Institutions (ISSAIs). I am independent of Kenya Cereal Enhancement Programme in accordance with ISSAI on Code of Ethics. I have fulfilled other ethical responsibilities in accordance with ISSAI and in accordance with other ethical requirements applicable to

Report of the Auditor-General on Kenya Cereal Enhancement Programme (IFAD Grant No. 2000000623, IFAD Loan No.2000001121, ASAP Trust Grant No.2000001122) for the year ended 30 June 2017 – State Department of Agriculture

performing audits of financial statements in Kenya. I believe that the audit evidence I have obtained is sufficient and appropriate to provide a basis for my opinion.

Emphasis of Matter

Contributions in Kind from Other Financiers

Part I, Clause 2 of the Financing Agreement between IFAD and the Republic of Kenya stipulates the method of counterpart financing for the project and amongst others, requires the recipient to ensure that Programme beneficiaries provide financing for the programme in the approximate amount of Euro 3,563,400. Note 8.6 (B) to the financial statements discloses an amount of Kshs. 107,811,460 as having been contributed in kind by Equity Bank Limited (Kshs. 58,103,988) and beneficiary farmers (Kshs. 49,707,472), respectively. Although all necessary supporting documents were provided to the Fund management, this amount was not included as part of receipts and payments for the year under review in the project's financial statements. The amount is not under the control of the project management and would not have an effect on the bottom line as it affects both receipts and payments. My opinion is not qualified in respect of this matter.

Key Audit Matters

Key audit matters are those matters that, in my professional judgement, were of most significance in the audit of the financial statements. There were no Key Audit Matters to report in the year under review.

Responsibilities of Management and Those Charged with Governance for the Financial Statements

Management is responsible for the preparation and fair presentation of these financial statements in accordance with International Public Sector Accounting Standards (Cash Basis) and for such internal control as management determines is necessary to enable the preparation of financial statements that are free from material misstatement, whether due to fraud or error.

In preparing the financial statements, management is responsible for assessing the Project's ability to continue sustaining services, disclosing, as applicable, matters related to sustainability of services and using the applicable basis of accounting unless the management either intends to have the project cease operations.

Management is also responsible for the submission of the financial statements to the Auditor-General in accordance with the provisions of Section 47 of the Public Audit Act, 2015.

Those charged with governance are responsible for overseeing the Project's financial reporting process.

Auditor-General's Responsibilities for the Audit of the Financial Statements

The audit objectives are to obtain reasonable assurance about whether the financial statements as a whole are free from material misstatement, whether due to fraud or error, and to issue an auditor's report that includes my opinion in accordance with the provisions of Section 48 of the Public Audit Act, 2015 and submit the audit report in compliance with Article 229(7) of the Constitution of Kenya. Reasonable assurance is a high level of assurance, but is not a guarantee that an audit conducted in accordance with ISSAIs will always detect a material misstatement when it exists. Misstatements can arise from fraud or error and are considered material if, individually or in the aggregate, they could reasonably be expected to influence the economic decisions of users taken on the basis of these financial statements.


As part of an audit conducted in accordance with ISSAIs, I exercise professional judgement and maintain professional scepticism throughout the audit. I also:

- Identify and assess the risks of material misstatement of the financial statements, whether due to fraud or error, design and perform audit procedures responsive to those risks, and obtain audit evidence that is sufficient and appropriate to provide a basis for my opinion. The risk of not detecting a material misstatement resulting from fraud is higher than for one resulting from error, as fraud may involve collusion, forgery, intentional omissions, misrepresentations, or the override of internal control.
- Obtain an understanding of internal control relevant to the audit in order to design audit procedures that are appropriate in the circumstances, and for the purpose of giving an assurance on the effectiveness of the Project's internal control.
- Evaluate the appropriateness of accounting policies used and the reasonableness of accounting estimates and related disclosures made by the management.
- Conclude on the appropriateness of the management's use of the going concern basis of accounting and based on the audit evidence obtained, whether a material uncertainty exists related to events or conditions that may cast significant doubt on the Project's ability to continue as a going concern. If I conclude that a material uncertainty exists, I am required to draw attention in the auditor's report to the related disclosures in the financial statements or, if such disclosures are inadequate, to modify my opinion. My conclusions are based on the audit evidence obtained up to the date of my audit report. However, future events or conditions may cause the Project to cease to continue as a going concern.
- Evaluate the overall presentation, structure and content of the financial statements, including the disclosures, and whether the consolidated and separate financial statements represent the underlying transactions and events in a manner that achieves fair presentation.
- Obtain sufficient appropriate audit evidence regarding the financial information of the entities or business activities to express an opinion on the financial statements.

- Perform such other procedures as I consider necessary in the circumstances.

I communicate with the management regarding, among other matters, the planned scope and timing of the audit and significant audit findings, including any significant deficiencies in internal control that are identified during the audit.

I also provide management with a statement that I have complied with relevant ethical requirements regarding independence, and to communicate with them all relationships and other matters that may reasonably be thought to bear on my independence, and where applicable, related safeguards.



FCPA Edward R. O. Ouko, CBS
AUDITOR-GENERAL

Nairobi

30 December, 2017

Kenya Cereal Enhancement Programme-Climate Resilient Agricultural Livelihoods (KCEP-CRAL)

Annual Reports and Financial Statements for the financial year ended 30th June 2017

1. STATEMENT OF RECEIPTS AND PAYMENTS FOR THE PERIOD ENDED 30TH JUNE 2017

	Note	2016/17		2015/16		Cumulative to-date
		Receipts and payments controlled by the entity	Payments made by third parties	Receipts and payment controlled by the entity	Payments made by third parties	
		KShs	KShs	KShs	KShs	KShs
RECEIPTS						
Transfer from Government entities	8.3	125,000,000	0	35,000,000	0	160,000,000
Proceeds from domestic and foreign grants	8.4	291,059,717	280,371,817	0	0	769,887,134
Loan from external development partners	8.5	159,389,386	0	0	0	159,389,386
Miscellaneous receipts	8.6	31,850		10,000	0	41,850
TOTAL RECEIPTS		575,480,953	280,371,817	35,010,000	0	1,089,318,370
PAYMENTS						
Compensation of employees	8.7	100,385,279	0	40,592,942	0	160,281,728
Purchase of goods and services	8.8	101,300,869	0	40,040,493	0	148,258,036
Social security benefits	8.9	27,417,097	0	0	0	27,417,097
Acquisition of non-financial assets	8.10	20,273,155	0	128,000	0	20,401,155
Transfers to other government entities	8.11	0	0	0	0	0
Other grants and transfers and payments	8.12	111,861,497	280,371,817	126,254,708	0	518,488,022
TOTAL PAYMENTS		361,237,897	280,371,817	207,016,143	0	874,846,038
SURPLUS/DEFICIT		214,243,056	0	(172,006,143)	0	214,472,332

The accounting policies and explanatory notes to these financial statements are an integral part of the financial statements.

Principal Secretary

Name: Dr, Richard Lesiyampe,PHD,CBS

Senior Programme Coordinator

Name: Esther Magambo

Project Fin. & Admin Manager:

Name: Nyakundi Mogere


ICPAK Member Number 2665

5.0 STATEMENT OF FINANCIAL ASSETS AND LIABILITIES AS AT 30TH JUNE 2017


	Note	2016/17	2015/16
		KES	KES
FINANCIAL ASSETS			
Cash and Cash Equivalents			
Bank Balances	8.13A	214,472,332	135,651
Cash Balances	8.13B	-	-
Cash Equivalents	8.13C	-	-
Total Cash and Cash equivalents		214,472,332	135,651
Accounts Receivables-Imprests and Advances	8.14	-	93,625
TOTAL FINANCIAL ASSETS		214,472,332	229,276
REPRESENTED BY:			
Fund balance B/FWD	8.15	135,651	172,235,419
Prior year adjustments	8.16	93,625	(93,625)
Surplus/Deficit for the year		214,243,056	(172,006,143)
NET FINANCIAL POSITION		214,472,332	135,651

The accounting policies and explanatory notes to these financial statements form an integral part of the financial statements. The financial statements were approved on

29/9/ 2017 and signed by:


Principal Secretary
Date:


Senior Programme Coordinator
Date:


Fin. & Admin Manager:
Date:
ICPAK Member Number 2665

7.0 STATEMENT OF COMPARATIVE BUDGET AND ACTUAL AMOUNTS

Receipts/Payments Item	Original Budget	Adjustments	Final Budget	Actual on Comparable Basis	Budget Utilization Difference	% of Utilization
	a	b	c=a+b	d	e=d-c	f=e/c %
Receipts						
Transfer from Government entities(GOK)	130,000,000	(40,000,000)	90,000,000	125,000,000	35,000,000	39%
Proceeds from domestic and foreign grants	1,143,000,000	(443,000,000)	700,000,000	571,431,534	(128,568,468)	-18%
Loans from external development Partners	350,000,000	(170,000,000)	180,000,000	159,389,386	(20,610,614)	-11%
Miscellaneous receipts	-	-	-	31,850	-	-
Total Receipts	1,623,000,000	653,000,000	970,000,000	855,852,770	(114,147,230)	
Payments						
Compensation of employees	270,000,000	(150,000,000)	120,000,000	100,385,279	(19,614,721)	-16%
Purchase of goods and services	350,000,000	(150,000,000)	200,000,000	101,300,869	(98,699,131)	-49%
Social Security benefits	30,000,000	0	30,000,000	27,417,097	(2,582,903)	-9%
Acquisition of non-financial assets	150,000,000	(88,000,000)	62,000,000	20,273,155	(41,726,845)	-67%
Other grants and transfers and payments	823,000,000	(265,000,000)	558,000,000	392,233,314	(165,766,687)	-30%
Total Payments	1,623,000,000	(653,000,000)	970,000,000	641,609,714	(328,390,286)	-34%

Note: The significant budget utilization/performance differences in the last column are explained in Annex 1 to these financial statements.

Principal Secretary

Date:

Senior Programme Coordinator

Date:

Fin.&Admin Manager:

Date:

ICPAK Member Number 2665

SIGNIFICANT ACCOUNTING POLICIES (Continued)

Donations and grants

Grants and donations shall be recognized in the books of accounts when cash is received. Cash is considered as received when a payment advice is received by the recipient entity or by the beneficiary. In case of grant/donation in kind, such grants are recorded upon receipt of the grant item and upon determination of the value. The date of the transaction is the value date indicated on the payment advice.

Proceeds from borrowing

Borrowing includes Treasury bill, treasury bonds, corporate bonds, sovereign bonds and external loans acquired by the Project or any other debt the Project may take on will be treated on cash basis and recognized as a receipt during the year they were received.

Undrawn external assistance

These are loans and grants at reporting date as specified in a binding agreement and relate to funding for the Project currently under development where conditions have been satisfied or their on-going satisfaction is highly likely and the project is anticipated to continue to completion. An analysis of the Project's undrawn external assistance is shown in the funding summary

- **Other receipts**

These include Appropriation-in-Aid and relates to receipts such as proceeds from disposal of assets and sale of tender documents. These are recognised in the financial statements the time associated cash is received.

b) Recognition of payments

The Project recognises all payments when the event occurs and the related cash has actually been paid out by the Project.

- **Compensation of employees**

Salaries and Wages, Allowances, Statutory Contribution for employees are recognized in the period when the compensation is paid.

- **Use of goods and services**

Goods and services are recognized as payments in the period when the goods/services are consumed and paid for. If not paid for during the period where goods/services are consumed, they shall be disclosed as pending bills.

- **Interest on borrowing**

Borrowing costs that include interest are recognized as payment in the period in which they incurred and paid for.

SIGNIFICANT ACCOUNTING POLICIES (Continued)

e) Accounts receivable

For the purposes of these financial statements, imprests and advances to authorised public officers and/or institutions which were not surrendered or accounted for at the end of the financial year is treated as receivables. This is in recognition of the government practice where the imprest payments are recognized as payments when fully accounted for by the imprest or AIE holders. This is an enhancement to the cash accounting policy. Other accounts receivables are disclosed in the financial statements.

f) Pending bills

Pending bills consist of unpaid liabilities at the end of the financial year arising from contracted goods or services during the year or in past years. As pending bills do not involve the payment of cash in the reporting period, they recorded as 'memorandum' or 'off-balance' items to provide a sense of the overall net cash position of the Project at the end of the year. When the pending bills are finally settled, such payments are included in the statement of receipts and payments in the year in which the payments are made.

g) Budget

The budget is developed on a comparable accounting basis (cash basis), the same accounts classification basis (except for accounts receivable - outstanding imprest and clearance accounts and accounts payable - deposits, which are accounted for on an accrual basis), and for the same period as the financial statements. The Project's budget was approved as required by Law and National Treasury Regulations, as well as by the participating development partners, as detailed in the Government of Kenya Budget Printed Estimates for the year. The Development Projects are budgeted for under the MDAs but receive budgeted funds as transfers and account for them separately. These transfers are recognised as inter-entity transfers and are eliminated upon consolidation.

A high-level assessment of the Project's actual performance against the comparable budget for the financial year/period under review has been included in an annex to these financial statements.

h) Third party payments

Included in the receipts and payments, are payments made on its behalf by to third parties in form of loans and grants. These payments do not constitute cash receipts and payments and are disclosed in the payment to third parties column in the statement of receipts and payments.

During the year Kshs 280,371,817 being Grant disbursements were received in form of direct payments from third parties.

NOTES TO THE FINANCIAL STATEMENTS (Continued)

8.3 RECEIPTS FROM GOVERNMENT OF KENYA

These represent counterpart funding and other receipts from government as follows:

	2016/17	2015/2016	Cumulative-to-date
	KES	KES	KES
<i>Counterpart funding through Ministry Agric.</i>			
Counterpart funds Quarter 1	35,000,000	0	35,000,000
Counterpart funds Quarter 2	65,000,000	0	65,000,000
Counterpart funds Quarter 3	12,500,000	35,000,000	47,500,000
Counterpart funds Quarter 4	12,500,000	0	12,500,000
Totals	125,000,000.00	35,000,000	160,000,000

8.4 PROCEEDS FROM DOMESTIC AND FOREIGN GRANTS

During the 12 months period to 30 June 2017, the programme received funding from development partners in form of grants amounting to Kenya Shillings 571,431,534 as detailed in the table below;

Name of Donor	Date received	Amount received in donor currency	Grants received in cash	Grants received as direct payment*	Grants received in kind	Total amount in Kshs	
			Kshs	Kshs		Kshs	FY 2016/17 Kshs
Grants Received from Multilateral Donors (International Organisations)							
European Union (EU)	4/7/2016	1,043,300	119,718,466	-	-	119,718,466	-
European Union (EU)	30/10/2016	745,675	-	84,037,567	-	84,037,567	-
European Union (EU)	6/2/2017	979,074	104,425,684	-	-	104,425,684	-
European Union (EU)	7/3/2017	232,217	25,543,870	-	-	25,543,870	-
European Union (EU)	31/3/2017	1,775,175	-	196,334,250	-	196,334,250	-
ASAP Grant	20/5/2017	401,576	41,371,697	-	-	41,371,697	-
Total			291,059,717	280,371,817		571,431,534	0

N/B

- The donor currency for EU grant is Euro while for ASAP Grant is USD.
- The direct payment grants represent funds transferred to Equity Bank directly by IFAD for e-voucher inputs for farmers in Eastern and Western regions.

NOTES TO THE FINANCIAL STATEMENTS (Continued)

8.6 (B) CONTRIBUTIONS IN KIND FROM OTHER FINANCIERS

Financier	FY 2016/17	FY 2015/16	Cumulative
	KES	KES	KES
Equity Bank Ltd	58,103,988	115,861,127	173,965,115
Beneficiary farmers	49,707,472	9,777,798	59,485,270
Totals	107,811,460	125,638,925	233,450,385

8.7 COMPENSATION OF EMPLOYEES

	FY 2016/17		Total Payments	FY 2015/16	Cumulative
	Payments controlled by the Entity	Payments controlled by third parties		Kshs	
	Kshs			Kshs	
Basic salaries of Contractual employees	99,402,079	0	99,402,079	40,592,942	159,298,528
Pension and other social security contributions	0	0	0	-	0
Compulsory national social security schemes	38,200	0	38,200	-	38,200
Compulsory national health insurance schemes	0	0	0	-	0
Social benefit schemes outside government	0	0	0	-	0
Other personnel payments	945,000	0	945,000	-	945,000
Total	100,385,279	0	100,385,279	40,592,942	160,281,728

8.8. PURCHASE OF GOODS AND SERVICES

	FY 2016/17			FY 2015/16	Cumulative to- date
	Payments made by the Entity in Cash	Payments made by third parties	Total Payments		
	KShs	KShs	KShs	KShs	KShs
Utilities, supplies and services	5,447,924	0	5,447,924	5,217,161	12,160,463
Communication, supplies and services	1,325,058	0	1,325,058	637,983	2,149,025
Domestic travel and subsistence	61,616,129	0	61,616,129	20,665,280	85,245,515
Foreign travel and subsistence	0	0	0	0	0

NOTES TO THE FINANCIAL STATEMENTS (Continued)

8.10. ACQUISITION OF NON-FINANCIAL ASSETS

	FY 2016/17			FY 2015/16	Cumulative to-date
	Payments made by the Entity in Cash	Payments made by third parties	Total Payments		
	KShs	KShs	KShs	KShs	KShs
Purchase of buildings	0	0	0	0	0
Construction of buildings	0	0	0	0	0
Refurbishment of buildings	363,276.60	0	0	0	363,276.60
Construction of roads	0	0	0	0	0
Construction of civil works	0	0	0	0	0
Overhaul & refurbishment of construction and civil works	0	0	0	0	0
Purchase of vehicles & other transport equipment	9,747,075	0	0	0	9,747,075
Overhaul of vehicles & other transport equipment	0	0	0	0	0
Purchase of household furniture & institutional equipment	0	0	0	0	0
Purchase of office furniture & general equipment	10,162,804	0	0	128,000	10,290,804
Purchase of specialised plant, equipment and machinery	0	0	0	0	0
Rehabilitation & renovation of plant, equipment & machinery	0	0	0	0	0
Purchase of certified seeds, breeding stock and live animals	0	0	0	0	0
Research, studies, project preparation, design & supervision	0	0	0	0	0
Rehabilitation of civil works	0	0	0	0	0
Acquisition of strategic stocks	0	0	0	0	0
Acquisition of land	0	0	0	0	0
Acquisition of other intangible assets	0	0	0	0	0
Total	20,273,155.6	0	0	128,000	20,401,155.60

NOTES TO THE FINANCIAL STATEMENTS (Continued)

8.13 A Bank Accounts

	2016/17	2015/16
Foreign Currency Accounts	USD/EURO	EURO
Central Bank –Ac. No.1000213485	Euro. 74	74
Central Bank –Ac. No.1000310316	\$2,448,975	0
Central Bank –Ac. No.1000310324	\$26	0
Local Currency Accounts	Kshs	Kshs
Equity Bank-Account No.1510263657085	49,804,345	133,929.24
Equity Bank-Account No.1510265062080	3,569,556	802
Equity Bank-Account No.1510264926255	2,659,936	919.80
Co-operative Bank of Kenya-Account No. 01141587177900	113,524,903	0
Co-operative Bank of Kenya-Account No. 01141587177901	41,371,697	0
Co-operative Bank of Kenya-Account No. 01141587177902	59,674	0
Co-operative Bank of Kenya-Account No. 01141587177904	3,482,221	0
Total local currency balances	214,472,332	135,651

Special Deposit Accounts

The balances in the Project's Special Deposit Account(s) as at 30th June 2017 are not included in the Statement of Financial Assets since they are below the line items and are yet to be drawn into the Exchequer Account as a voted provision.

Below is the Special Deposit Account (SDA) movement schedule which shows the flow of funds that were voted in the year. These funds have been reported as loans/grants received in the year under the Statement of Receipts and Payments.

Special Deposit Accounts Movement Schedule

	2016/17 (Euro)	2015/16 (Euro)
(i) A/C Name [A/c No. 1000213485]		
Opening balance	74	0
Total amount deposited in the account	1,211,291	1,043,374
Total amount withdrawn (as per Statement of Receipts & Payments)	1,211,291	1,043,300
Closing balance (as per SDA bank account reconciliation attached)	<u>74</u>	<u>74</u>
(ii) A/c Name [A/c No1000310316]	USD	USD
Opening balance (as per the SDA reconciliation)	0	0
Total amount deposited in the account	3,999,945	0
Total amount withdrawn (as per Statement of Receipts & Payments)	1,550,970	0
Closing balance (as per SDA bank account reconciliation attached)	<u>2,448,975</u>	<u>0</u>
(ii) A/c Name [A/c No1000310324]	USD	USD
Opening balance (as per the SDA reconciliation)	0	0
Total amount deposited in the account	401,576	0
Total amount withdrawn (as per Statement of Receipts & Payments)	401,550	0
Closing balance (as per SDA bank account reconciliation attached)	<u>26</u>	<u>0</u>

NOTES TO THE FINANCIAL STATEMENTS (Continued)

8.16 PRIOR YEAR ADJUSTMENT

	2016/17	2015/16
	Kshs	Kshs
Bank accounts	0	0
Cash in hand	0	0
Cash equivalents (short-term deposits)	0	0
Receivables - Outstanding Imprests	0	93,625
	0	0
Total	<u>0</u>	<u>93,625</u>

All the outstanding imprest advances as at 30th June 2016 above were accounted for/surrendered in the year 2016/17.

Annual Reports and Financial Statements for the financial year ended 30th June 2017


10. PROGRESS ON FOLLOW UP OF AUDITOR RECOMMENDATIONS

The following is the summary of issues raised by the external auditor, and management comments that were provided to the auditor. We have nominated focal persons to resolve the various issues as shown below with the associated time frame within which we expect the issues to be resolved.

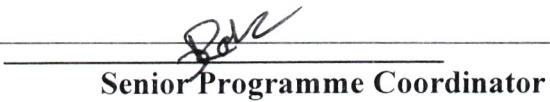
Reference No. on the external audit Report	Issue / Observations from Auditor	Management comments	Focal Point person to resolve the issue (Name and designation)	Status: (Resolved / Not Resolved)	Timeframe: (Put a date when you expect the issue to be resolved)

Guidance Notes:

- (i) Use the same reference numbers as contained in the external audit report;
- (ii) Obtain the “Issue/Observation” and “management comments”, required above, from final external audit report that is signed by Management;
- (iii) Before approving the report, discuss the timeframe with the appointed Focal Point persons within your entity responsible for implementation of each issue;
- (iv) Indicate the status of “Resolved” or “Not Resolved” by the date of submitting this report to National Treasury.



Principal Secretary



Senior Programme Coordinator

Date

Date

ANNEX 2 A - ANALYSIS OF PENDING BILLS

Supplier of Goods or Services	Original Amount	Date Contracted	Amount Paid To-Date	Outstanding Balance 2017	Outstanding Balance 2016	Comments
	a	b	c	d=a-c		
Supply of goods						
Sub-Total						
Supply of services						
UNIGLOBE	11,600.00	30/6/17	0	11,600.00	0	Paid in July 2017
NINE ONE ONE	321,218.00	30/6/17	0	321,218.00	0	Paid in July 2017
Embu Water Services	2,360	30/6/17	0	2,360	0	Paid in July 2017
KPLC	3000	30/6/17	0	3,000	0	Paid in July 2017
KRA-PAYE June 2017	1,640,139.00	30/6/17	0	1,640,139.00	0	Paid in July 2017
Mavuno Guarage	137,460.00	30/6/17	0	137,460.00	0	Paid in July 2017
UNIGLOBE	110,700.00	30/6/17	0	110,700.00	0	Paid in July 2017
National Treasury-Pension June 2017	239,711.00	30/6/17	0	239,711.00	0	Paid in July 2017
Mwalimu SACCO	6,600.00	30/6/17	0	6,600.00	0	Paid in July 2017
Mhasibu SACCO	30,000.00	30/6/17	0	30,000.00	0	Paid in July 2017
NSSF-June 2017	5,200.00	30/6/17	0	5,200.00	0	Paid in July 2017
Pension-June 2017	85,216.00	30/6/17	0	85,216.00	0	Paid in July 2017
KRA PAYE-June 2017	765,039.00	30/6/17	0	765,039.00	0	Paid in July 2017
NSSF-June 2017	2,000.00	30/6/17	0	2,000.00	0	Paid in July 2017
Sub-Total	3,360,243			3,360,243		
Grand Total	3,360,243			3,360,243		

ANNEX 3

SUMMARY OF FIXED ASSETS REGISTER

Asset class	Opening Cost (KShs) 2016/17	*Purchases/Ad ditions in the Year (KShs) 2016/17	**Disposals in the Year (KShs) 2016/17	Closing Cost (KShs) 2017
	(a)	(b)	(c)	(d)= (a)+ (b)- (c)
Land	0	0	0	0
Buildings and structures	0	363,276	0	363,276
Transport equipment	0	9,747,075	0	9,747,075
Office equipment, furniture and fittings	0	3,314,589	0	3,314,589
ICT Equipment, Software and Other ICT Assets	128,000	6,848,215	0	6,976,215
Other Machinery and Equipment	0	0	0	0
Heritage and cultural assets	0	0	0	0
Intangible assets	0	0	0	0
Total	128,000	20,273,155	0	20,401,155

ANNEX 6: TRIAL BALANCE FOR THE YEAR ENDED 30TH JUNE 2017

ITEM DESCRIPTION	DR	CR
	Kshs	Kshs
Fund balances B/F		229,276
Proceeds from domestic and foreign Grants		571,431,534
Loans from External development Partners		159,389,386
Transfer from Government Entities		125,000,000
Miscellaneous Receipt		31,850
Compensation to employees	100,385,279	
Social security benefits	27,417,096	
Utilities, supplies and services	5,447,924	
Communication, supplies and services	1,325,058	
Domestic travel and subsistence	61,616,129	
Printing, advertising and - information supplies & services	5,321,458	
Training expenses	2,980,854	
Hospitality supplies and services	4,087,611	
Insurance costs	4,799,863	
Specialised materials and services	11,756,580	
Other operating expenses	2,745,278	
Routine maintenance - vehicles and other transport Equipment	1,103,494	
Routine maintenance - other assets	116,620	
Acquisition of Fixed assets	20,273,156	
Transfer to partners	392,233,314	
Bank balances as at 30 th June 2017	214,472,332	
TOTALS	856,082,046	856,082,046

TAM.E.STMT.OF.ACCT.EPRM

Results 1 - 4 of 4

Run Date: 01/08/2017 Run Time: 10:07:13
 CENTRAL BANK OF KENYA
 BANKING VIA KENYA
 P.O.BOX 60000-0200
 NAIROBI
 STATEMENT PERIOD: from 01/07/2016 To 30/06/2017

STATEMENT OF ACCOUNT
 ACCOUNT NUMBER : 1000213485
 ACCOUNT TITLE : KENYA CEREAL FINISHMENT PROGRAM
 30/06/2017

PAGE NO : 1

NO. DATE REFERENCE NO DETAILS DEBIT

OPENING BAL : 74.00

NO.	Value Date	Reference No	Details	Debit	Credit	Balance
1	30/12/2016	FT116365VM8T3	PROJECT FUNDING	0.00	979,074.00	979148
2	04/01/2017	FT1170045FV04	PA112815	-979,074.00	0.00	74
3	11/01/2017	FT117011FVKC7	FUNDING	0.00	232,217.00	232291
4	16/02/2017	FT1170470S32Z	PA114933	-232,217.00	0.00	74

CLOSING BALANCE : 74

END OF ACCOUNT STATEMENT

Favourites TAM.E.STMT.OF.ACCT.EPRM

More Options
 Clear Selection Find

Account equals 1000213485
 Statement From equals 20160701
 Statement To equals 20170630

TAM.E.STMT.OF.ACCT.EPRM

TAM.E.STMT.OF.ACCT.EPRM

Results 1 - 4 of 4

Run Date: 01/08/2017 Run Time: 10:08:16 STATEMENT OF ACCOUNT PAGE NO: 1
 CENTRAL BANK OF KENYA ACCOUNT NUMBER: 1000310316
 BANK OF KENYA EQUAS
 EQUAS 6000-0200
 NAIROBI
 STATEMENT PERIOD: From 01/07/2016 To 30/06/2017 ACCOUNT TITLE: KCP-PC-RAL-FUND LOAN 2000001210(SD)

NO. DATE REFERENCE NO. DETAILS DEBIT CREDIT
 OPENING BAL: 0.00

NO.	DATE	REFERENCE NO.	DETAILS	DEBIT	CREDIT	DEBIT	CREDIT BALANCE
1	26/10/2016	FTT16300Y8RCZ	FUNDING	0.00	196,372.00	496372	Balance
2	09/12/2016	FTT163444SSXG	PA112798	496,370.00	0.00	2	
3	04/04/2017	FTT1709483KGM	FUNDING	0.00	3,503,573.00	3503573	
4	23/05/2017	FTT17143QLSLD	PA1115301	1,054,600.00	0.00	2448975	

CLOSING BALANCE: 2448975

END OF ACCOUNT STATEMENT

FAVOURITES TAM.E.STMT.OF.ACCT.EPRM [More Options](#) [Clear Selection](#) [Find](#)

Account equas * 1000310316
 Statement From equas * 20160701
 Statement To equas * 20170630
 TAM.E.STMT.OF.ACCT.EPRM

TAMLE.STMT.OF.ACCT.EPRM

Results 1 - 2 of 2

Run Date: 01/08/2017 Run Time: 10:06:37
 CENTRAL BANK OF KENYA
 HANIKILU YAKENYA
 P.O.BOX 60000-0200
 NAIROBI
 STATEMENT PERIOD: From 01/07/2016 To 30/06/2017

STATEMENT OF ACCOUNT
 ACCOUNT NUMBER : 1000310324
 ACCOUNT TITLE : KCEP-CRAI HEAD GRANT NO. 2000001122(USD)

PAGE NO : 1

NO.	DATE	REFERENCE NO	DETAILS	DEBIT	CREDIT	DEBIT	CR
			OPENING BAL :	0.00			
1	14/03/2017	FT17073WTM19	FUNDING	0.00	401,576.00		Balance 401576
2	08/05/2017	FT17128TDLQ9	PA115265	-401,550.00	0.00		26
CLOSING BALANCE :					26		

END OF ACCOUNT STATEMENT

Favourites TAMLE.STMT.OF.ACCT.EPRM [More Options](#) [Clear Selection](#) [Find](#)

Account equals 1000310324
 Statement From equals 20160701
 Statement To equals 20170630

TAMLE.STMT.OF.ACCT.EPRM

Our Ref: MAYFAIR/54309403116/KCEP

July 3, 2017

KENYA CERIA ENHANCEMENT PROGRAMME
P.O.BOX 30028-00100,
NAIROBI.
KENYA

Dear Sir/Madam,


RE: CERTIFICATE OF CASH BALANCES AS AT 30.06.2017

We refer to your letter with REF: MOALF/KCEP-CRAL/H/1/18/VOL.I(8) dated 30th June 2017, requesting for the below particulars of the above company as at 30.06.2017.


a) **Bank accounts**

Account Number	Account Type/Title	Balance as at 30.06.2017
1510263657085	Current Account	Kes 49,804,345.14

For and on Behalf of:
EQUITY BANK (KENYA) LTD



Authorised Signatory



Authorised Signatory

EMBU BRANCH
P.O. BOX 1994
Tel: 068-31027
Fax: 068-30214


KCEP-CRAL Eastern region Sub Office,
Cooperative Building Siakago,
C/O P.O. BOX 45-60104,
SIKAGO,
01-07-2017.

RE: CERTIFICATE OF BALANCE AS AT 30/06/2017 ON ACCOUNT 1510265062080(KENYA CEREAL ENHANCEMENT PROGRAMME-EMBU).


The balances as at 30/06/2017 were as follows,


	KSHS.
Available balance	3,569,556.20CR
Effective balance	3,569,556.20CR
Closing balance	3,569,556.20CR

Thank you for your continued support.


SAMUEL WANJOHI,
CASH OFFICER.


ROBERT WAWERU,
OPERATIONS MANAGER.


06/07/2017


06/07/17




STATEMENT OF ACCOUNT

MAYFAIR SUPREME CENTRE
MAYFAIR CENTRE
P.O. BOX 75104-00200
NAIROBI

Phone: 020-310852/60,252576 Fax: 20252575

NAME : M/S. KENYA CEREAL ENHANCEMENT PROGRAMME-NAKURU



Bank - Your Listening, Caring Partner

Page No. : 3 of 3

ACCOUNT_NO : 1510264926255

Date	Value	Particulars	Money Out	Money In	Balance
22-JUN-2017		BALANCE BROUGHT FORWARD			2,666,219.75 CR
22-JUN-2017		rev in wrd chgs 3.2.2017		55.00	2,668,274.75 CR
22-JUN-2017		rev w/d chgs 7.2.2017		165.00	2,668,439.75 CR
22-JUN-2017		rev statement chgs 1.3.2017		330.00	2,668,769.75 CR
22-JUN-2017		rev in wrd chgs 2.3.2017		55.00	2,668,824.75 CR
23-JUN-2017		Cash Deposit from ELDORET BRANCH		430.00	2,669,254.75 CR
23-JUN-2017		627851XXXXXX7397 KINAMBA EVANS T-BY:717414		6,500.00	2,675,754.75 CR
24-JUN-2017		Cash Deposit from NAKURU WESTSIDE MALL		2,600.00	2,678,354.75 CR
24-JUN-2017		Cash Deposit from NAKURU WESTSIDE MALL		1,000.00	2,679,354.75 CR
24-JUN-2017		REFUND-MARY WAMALWA GROUP ORG REFUND-MARY WA		30,230.00	2,709,584.75 CR
24-JUN-2017		XFER FROM WABWILE ELECTINE		22,400.00	2,731,984.75 CR
29-JUN-2017		TXF TO GIBSON MURITHI NJERU	71,590.00		2,660,394.75 CR
29-JUN-2017		627851XXXXXX2228 MEAS AGRICULTURT-BY:718013		36.00	2,660,430.75 CR
30-JUN-2017		Interim statmnt print chrgs Interim statemen	990.00		2,659,440.75 CR
30-JUN-2017		rev in wrd chgs 23.5.2017		55.00	2,659,495.75 CR
30-JUN-2017		rev statement chgs 2.5.2017		165.00	2,659,660.75 CR
30-JUN-2017		rev in wrd chgs 28.4.2017		55.00	2,659,715.75 CR
30-JUN-2017		rev intersol w/d chgs 27.4.201		165.00	2,659,880.75 CR
30-JUN-2017		rev in wrd chgs 19.4.2017		55.00	2,659,935.75 CR
		PAGE TOTAL	72,580.00	64,296.00	2,659,935.75 CR
		CLOSING BALANCE	1,823,576.05	114,926.00	2,659,935.75 CR
		UNCLEARD BALANCE			0.00 CR

$165 \times 11 = 1815$
 $330 \times 2 = 660$
 $55 \times 21 = 1155$
 $550 \times 1 = 550$
 $990 \times 1 = 990$
 $55 \times 1 = 55$
3,680
1,590
2,090

Note: Any omission or errors in this statement should be promptly advised in writing to the Branch Manager within 30 days from the date of receipt otherwise the account will be presumed to be in order.



CO-OPERATIVE BANK

We are you

The Co-operative Bank of Kenya Limited
Westlands Branch
P.O.Box 66589-00800
Tel: 020-2664328/2664329
Mobile: 0713 600993, 0735 600528
Fax:020-2603635
Nairobi
Email: westlandsbr@co-opbank.co.ke
Website: www.co-opbank.co.ke

18 July 2017

**THE KENYA CEREAL ENHANCEMENT PROGRAMME-
CLIMATE RESILIENT AGRICULTURE LIVELIHOOD WINDOW
P. O. BOX 30028-00100,
NAIROBI**

Dear Sir/Madam,

RE: CERTIFICATE OF BALANCE AS AT 30/06/2017

We acknowledge receipt of your letter dated 30th June 2017.

The bank balances as at 30th June 2017 are as follows;

ACCOUNT TITLE	ACCOUNT NO.	AMOUNT
KCEP-CRAL-LOAN ACCOUNT	01141587177900	KES 113,567,446.56
KCEP-CRAL-GRANT ACCOUNT	01141587177901	KES 41,371,697.00

Yours Faithfully,

BRANCH MANAGER

Personal Current Account Statement



CO-OPERATIVE BANK

Statement Date: 30-Jun-17
 Statement Period: 31-May-17 to 30-Jun-17
 Page: Page 1 of 1
 Branch: WESTLANDS BRANCH
 Branch Code: 00011036
 Contact Details:
 Tel:

KENYA CEREAL ENHANCEMENT PROGRAMME

Account No	01141587177902
Account Description	CRAL LOAN-COAST REGION
Currency	KES

TRANS DATE	DETAILS	CHANNEL ID	VALUE DATE	DEBIT	CREDIT	BOOK BALANCE
31-May-17	Brought forward Balance					128,617.25 CR
02-Jun-17	IMPREST -KCEP KENYA CEREAL ENHANCEMENT PRO	BPWR	02-Jun-17	60,875.00		67,742.25 CR
05-Jun-17	KCEP-IMPREST-STANLE Y KIPL	BPWR	05-Jun-17	2,740.00		65,002.25 CR
28-Jun-17	FAITH MURUNGI NYAMU-14411KCEP	BPWR	28-Jun-17	9,686.00		55,316.25 CR
29-Jun-17	FY 2016/2017 NJERU-IMPREST BAL	BPWR	29-Jun-17		4,358.00	59,674.25 CR
	TOTAL VALUE			73,301.00	4,358.00	
CLEAR BALANCE AS ON 30-Jun-17						59,674.25 CR
BOOK BALANCE AS ON 30-Jun-17						59,674.25 CR
						"End of Statement"

OVERDRAFT FACILITY DETAILS :

Overdraft Limit: KES 0.00
 Overdraft Review Date: 23-Jan-18

Kindly examine this statement immediately. Any discrepancies must be reported to the Bank as soon as possible. Please note that the balance reflected could change if there are transactions that still need to be processed.



CO OPERATIVE BANK

CERTIFICATE OF BALANCE

Branch... MTWAPA Date... 30.06.2017

We hereby certify that the balance Standing to the Credit / Debit of

(Title of A/C) KCEP - CRAL LOAN ACCOUNT

A/C No. 01141587177902

In the books of this Branch as at 30.06.2017

Amount to Kshs 59,674.25

Amount in words: FIFTY NINE THOUSAN SIX HUNDRED

SEVENTY FOUR CENTS TWENTY FIVE ONLY

Per Pro. THE CO-OPERATIVE BANK OF KENYA LTD. MTWAPA BRANCH

[Signature] Service Desk Officer

Authorised Signatory



CO-OPERATIVE BANK

Kenya

The Co-operative Bank of Kenya Limited
Siakago Branch
P.O. Box 193-60104
Tel: 068-21004
Mobile: 0714 052557, 0732 327613
Fax: 068-21009
Siakago
Email: siakagobr@co-opbank.co.ke
Website: www.co-opbank.co.ke

Ref: MOALF/KCEP/E/4/1/VOL.1/208

1 July 2017

**PROGRAMME CO-ORDINATOR
KCEP-CRAL EASTERN REGION
P.O BOX 45-60104
SIKAGO**

Dear Madam


RE: BANK BALANCE CERTIFICATE AS AT 30TH JUNE 2017

We hereby certify that the cleared balance in your account as at 30th June 2017 is as follows:


Account No	Account Name	Cleared Balance
01141587177904	KCEP-CRAL LOAN A/C(EASTERN REGION)	3,482,221.00 CR


Thank you for banking with us.

Yours faithfully,


**JENNIFER MUTUA
BRANCH MANAGER**




06/07/17


06/07/17

Directors: S.C. Muchiri (Chairman); J. Riungu (Vice Chairman); Dr. Gideon Muriuki (Managing Director & CEO); J. Sitienei; Benedict Simiyu; M. Malonza; W. Ongoro; R. Kimanthi; Wanyambura Mwambia; Rose Simani (Mrs); John Murugu; Lawrence Karissa

STATEMENT OF ACCOUNT



MAYFAIR SUPREME CENTRE
P.O. BOX 75104-00200
NAIROBI
Phone: 020-310852/60, 252576 Fax: 20252575

Page No. : 1 of 4

M/S. KENYA CEREAL ENHANCEMENT PROGRAMME
P.O. BOX 30028-00100
NAIROBI

151

HEAD OFFICE:

PO Box : 75104 - 00200 Nairobi
Tel: 020-2262000 Fax: 2737276
Mobile: 0711 026000, 0732 112000
Email: info@equitybank.co.ke
Website: www.equitybank.co.ke

STATEMENT DATE : 01-Jul-2016 TO 31-Jul-2016

PRODUCT NAME : INST, UNIV, SCH, COLL AC

MEMBER NAME : KENYA CEREAL ENHANCEMENT PROGRAMME
MEMBER NUMBER : 1510263657085
CURRENCY : KENYAN SHILLING



Date	Value	Particulars	Money Out	Money In	Balance
01-JUL-2016		B/F			133,929.24 CR
01-JUL-2016		Inward Clearing Charge	55.00		133,874.24 CR
01-JUL-2016		ChequeNo.000230 Presented	55,680.00		78,194.24 CR
01-JUL-2016		Cash Withdrawal from MAYFAIR SUPREME CENTRE	29,900.00		48,294.24 CR
01-JUL-2016		Cash Withdrawal Charge Cash Withdrawal Charg	110.00		48,184.24 CR
04-JUL-2016		ChequeNo.000231 Presented	15,376.00		32,808.24 CR
04-JUL-2016		Inward Clearing Charge	55.00		32,753.24 CR
04-JUL-2016		Inward Clearing Charge	55.00		32,698.24 CR
04-JUL-2016		ChequeNo.000232 Presented	10,540.00		22,158.24 CR
04-JUL-2016		EQBLI18616582614 FT16186KLQ29-1510263657085 R		119,718,466.30	119,740,624.54 CR
04-JUL-2016		000000559021 RTGS:RTO151559021 FIONA ENTERP R	3,176,915.00		116,563,709.54 CR
04-JUL-2016		000000559057 RTGS:RTO151559057 JUBILEE INSU R	2,206,336.00		114,357,373.54 CR
04-JUL-2016		000000559197 RTGS:RTO151559197 VIABLE DECO RT	2,188,020.00		112,169,353.54 CR
04-JUL-2016		000000559201 RTGS:RTO151559201 AUDE ENTERPR R	1,128,000.00		111,041,353.54 CR
04-JUL-2016		000000559206 RTGS:RTO151559206 XR X TECHNOLO R	2,035,800.00		109,005,553.54 CR
04-JUL-2016		000000559415 RTGS:RTO151559415 IRENE W. M R	123,091.00		108,882,462.54 CR
04-JUL-2016		000000559418 RTGS:RTO151559418 JULIUS KIVA RT	109,779.00		108,772,683.54 CR
04-JUL-2016		000000559420 RTGS:RTO151559420 MARYANN WARU R	196,950.00		108,575,733.54 CR
04-JUL-2016		000000559424 RTGS:RTO151559424 NANCY B. OS R	151,073.00		108,424,660.54 CR
04-JUL-2016		000000559427 RTGS:RTO151559427 RAYMOND CHEL R	110,213.00		108,314,447.54 CR
04-JUL-2016		000000559431 RTGS:RTO151559431 DR. MARTHA S R	108,991.00		108,205,456.54 CR
04-JUL-2016		000000559435 RTGS:RTO151559435 PATRICK ILA R	115,438.00		108,090,018.54 CR
04-JUL-2016		000000559438 RTGS:RTO151559438 ZAWERIA WANJ R	125,641.00		107,964,377.54 CR
04-JUL-2016		000000559442 RTGS:RTO151559442 RACHEL WANJ R	71,187.00		107,893,190.54 CR
		PAGE TOTAL	11,959,205.00	119,718,466.30	107,893,190.54 CR

DOUBLE DATA BUNDLES

Buy Equitel data bundles and we will double it for FREE! Offer valid till 17th September 2016. Surf more for less. Tell a friend!

www.equitel.com

Note: Any omission or errors in this statement should be promptly advised in writing to the Branch Manager within 30 days from the date of receipt otherwise the account will be presumed to be in order.

STATEMENT OF ACCOUNT

MAYFAIR SUPREME CENTRE
MAYFAIR CENTRE
P.O. BOX 75104-00200
NAIROBI

Phone: 020-310852/60, 252576 Fax: 20252575

NAME : M/S. KENYA CEREAL ENHANCEMENT PROGRAMME



Page No. : 2 of 4

ACCOUNT_NO : 1510263657085

Date	Value	Particulars	Money Out	Money In	Balance
04-JUL-2016		BALANCE BROUGHT FORWARD			107,893,190.54 CR
04-JUL-2016		00000559448 RTGS:RTO151559448 CHRISTABEL C R	71,187.00		107,822,003.54 CR
04-JUL-2016		00000559450 RTGS:RTO151559450 DORCUS M.KYA R	59,796.00		107,762,207.54 CR
04-JUL-2016		00000559456 RTGS:RTO151559456 JACKSON MOSE R	27,865.00		107,734,342.54 CR
04-JUL-2016		00000559334 RTGS:RTO151559334 IRENE W. M R	198,091.00		107,536,251.54 CR
04-JUL-2016		00000559346 RTGS:RTO151559346 JULIUS KIVA RT	184,779.00		107,351,472.54 CR
04-JUL-2016		00000559352 RTGS:RTO151559352 MARYANN WARU R	271,950.00		107,079,522.54 CR
04-JUL-2016		00000559358 RTGS:RTO151559358 NANCY B. OS R	226,073.00		106,853,449.54 CR
04-JUL-2016		00000559367 RTGS:RTO151559367 RAYMOND CHEL R	185,213.00		106,668,236.54 CR
04-JUL-2016		00000559374 RTGS:RTO151559374 DR. MARTHA S R	183,991.00		106,484,245.54 CR
04-JUL-2016		00000559382 RTGS:RTO151559382 PATRICK ILA R	190,438.00		106,293,807.54 CR
04-JUL-2016		00000559387 RTGS:RTO151559387 ZAWERIA WANJ R	200,641.00		106,093,166.54 CR
04-JUL-2016		00000559392 RTGS:RTO151559392 RACHEL WANJI R	101,187.00		105,991,979.54 CR
04-JUL-2016		00000559394 RTGS:RTO151559394 CHRISTABEL C R	101,187.00		105,890,792.54 CR
04-JUL-2016		00000559403 RTGS:RTO151559403 DORCUS M.KYA R	89,796.00		105,800,996.54 CR
04-JUL-2016		00000559406 RTGS:RTO151559406 JACKSON MOSE R	57,865.00		105,743,131.54 CR
04-JUL-2016		00000559411 RTGS:RTO151559411 ALEX MIANO W R	57,865.00		105,685,266.54 CR
04-JUL-2016		EQUITY STAFF JUNE SALARY	520,088.00		105,165,178.54 CR
04-JUL-2016		EQUITY STAFF MAY SALARY	747,223.00		104,417,955.54 CR
05-JUL-2016		Payment For Cheque num 216 ChequeNo.216 Pres	210,000.00		104,207,955.54 CR
05-JUL-2016		Inward Clearing Charge	55.00		104,207,900.54 CR
06-JUL-2016		ChequeNo.000219 Presented	875,569.00		103,332,331.54 CR
06-JUL-2016		Inward Clearing Charge	55.00		103,332,276.54 CR
06-JUL-2016		MINISTRY OF AGRICULTURE 202016000986686 MIN	2,215,077.00		101,117,199.54 CR
06-JUL-2016		Transfer Charge Transfer Charge	110.00		101,117,089.54 CR
06-JUL-2016		Cash Withdrawal from MAYFAIR SUPREME CENTRE	120,290.00		100,996,799.54 CR
06-JUL-2016		Cash Withdrawal Charge Cash Withdrawal Chrg	110.00		100,996,689.54 CR
08-JUL-2016		EQBLI19016596410 FT16190T178K-1510263657085 R		35,000,000.00	135,996,689.54 CR
08-JUL-2016		Cash Deposit from MAYFAIR SUPREME CENTRE		280.00	135,996,969.54 CR
08-JUL-2016		MINISTRY OF AGRICULTURE - KENY E02095145 MIN	28,400.00		135,968,569.54 CR
08-JUL-2016		Transfer Charge Transfer Charge	110.00		135,968,459.54 CR
08-JUL-2016		MINISTRY OF AGRICULTURE - KENY E02095064 MIN	29,700.00		135,938,759.54 CR
08-JUL-2016		Transfer Charge Transfer Charge	110.00		135,938,649.54 CR
08-JUL-2016		00000563894 RTGS:RTO151563894 SAMUEL KAMAU R	31,500.00		135,907,149.54 CR
08-JUL-2016		00000563893 RTGS:RTO151563893 ZAWERIA WANJ R	52,500.00		135,854,649.54 CR
08-JUL-2016		00000563886 RTGS:RTO151563886 PATRICK ILAH R	36,300.00		135,818,349.54 CR
08-JUL-2016		00000563880 RTGS:RTO151563880 DR. MARTHA RT	7,500.00		135,810,849.54 CR
08-JUL-2016		00000563878 RTGS:RTO151563878 RAYMOND CHEL R	93,300.00		135,717,549.54 CR
08-JUL-2016		00000563875 RTGS:RTO151563875 JULIUS KIVA RT	64,800.00		135,652,749.54 CR
08-JUL-2016		00000563869 RTGS:RTO151563869 IRENE W MACH R	93,800.00		135,558,949.54 CR
08-JUL-2016		00000563909 RTGS:RTO151563909 UNOPS KENYA RT	9,747,075.00		125,811,874.54 CR
08-JUL-2016		00000563909 remittance charges RTGS/SWIFT r	550.00		125,811,324.54 CR
09-JUL-2016		SALARY / REMITTANCE KCEP ALLOWANCE	135,700.00		125,675,624.54 CR
11-JUL-2016		ChequeNo.000239 Presented	504,029.30		125,171,595.24 CR
11-JUL-2016		Inward Clearing Charge	55.00		125,171,540.24 CR
11-JUL-2016		ChequeNo.000240 Presented	160,123.60		125,011,416.64 CR
		PAGE TOTAL	17,882,053.90	35,000,280.00	125,011,416.64 CR


Note: Any omission or errors in this statement should be promptly advised in writing to the Branch Manager within 30 days from the date of receipt otherwise the account will be presumed to be in order.

STATEMENT OF ACCOUNT

MAYFAIR SUPREME CENTRE
MAYFAIR CENTRE
P.O. BOX 75104-00200
NAIROBI

Phone:020-310852/60,262576 Fax: 20252575

NAME : M/S. KENYA CEREAL ENHANCEMENT PROGRAMME



Bank • Your Listening, Caring Partner

Page No. : 3 of 4

ACCOUNT_NO : 1510263657085

Date	Value	Particulars	Money Out	Money In	Balance
11-JUL-2016		BALANCE BROUGHT FORWARD			125,011,416.64 CR
11-JUL-2016		Inward Clearing Charge	55.00		125,011,361.64 CR
11-JUL-2016		000000565091 RTGS:RTO151565091 JULIUS KIVA RT	43,000.00		124,968,361.64 CR
11-JUL-2016		000000565307 RTGS:RTO151565307 ZAWERIA WAN R	144,350.00		124,824,011.64 CR
11-JUL-2016		000000565027 RTGS:RTO151565027 KALRO KCEP P R	3,653,980.00		121,170,031.64 CR
11-JUL-2016		SALARY / REMITTANCE SALARY	69,000.00		121,101,031.64 CR
13-JUL-2016		ChequeNo.000233 Presented	5,040.00		121,095,991.64 CR
13-JUL-2016		Inward Clearing Charge	55.00		121,095,936.64 CR
13-JUL-2016		Inward Clearing Charge	55.00		121,095,881.64 CR
13-JUL-2016		ChequeNo.000244 Presented	54,500.00		121,041,381.64 CR
14-JUL-2016		ChequeNo.000245 Presented	21,000.00		121,020,381.64 CR
14-JUL-2016		Inward Clearing Charge	55.00		121,020,326.64 CR
15-JUL-2016		000000570278 remittance charges RTGS/SWIFT r	550.00		121,019,776.64 CR
15-JUL-2016		000000570278 RTGS:RTO151570278 KCEP AGMARK RT	8,150,000.00		112,869,776.64 CR
15-JUL-2016		KENYA CEREAL ENHANCEMENT PROGRAMME-NAKURU	5,162,600.00		107,707,176.64 CR
15-JUL-2016		KCEP CAPACITY BUILDING FUND ACCOUNT	5,025,856.00		102,681,320.64 CR
15-JUL-2016		KENYA CEREAL ENHANCEMENT PROGRAMME-EMBU	303,680.00		102,377,640.64 CR
15-JUL-2016		KCEP FUND GL	21,204,000.00		81,173,640.64 CR
15-JUL-2016		KENYA CEREAL ENHANCEMENT PROGRAMME-EMBU	9,636,180.00		71,537,460.64 CR
15-JUL-2016		KENYA CEREAL ENHANCEMENT PROGRAMME-NAKURU	500,000.00		71,037,460.64 CR
18-JUL-2016		Inward Clearing Charge	55.00		71,037,405.64 CR
18-JUL-2016		ChequeNo.000248 Presented	6,800.00		71,030,605.64 CR
20-JUL-2016		Inward Clearing Charge	55.00		71,030,550.64 CR
20-JUL-2016		ChequeNo.000249 Presented	30,000.00		71,000,550.64 CR
21-JUL-2016		Cash Withdrawal from MAYFAIR SUPREME CENTRE	49,897.00		70,950,653.64 CR
21-JUL-2016		Cash Withdrawal Charge Cash Withdrawal Chrg	110.00		70,950,543.64 CR
21-JUL-2016		SALARY / REMITTANCE FUNDS TRANSFER	585,750.00		70,364,793.64 CR
21-JUL-2016		000000575275 RTGS:RTO151575275 MARYANN WARU R	40,322.00		70,324,471.64 CR
21-JUL-2016		000000575275 remittance charges RTGS/SWIFT r	550.00		70,323,921.64 CR
21-JUL-2016		000000575276 remittance charges RTGS/SWIFT r	550.00		70,323,371.64 CR
21-JUL-2016		000000575276 RTGS:RTO151575276 PATRICK ILAH R	53,500.00		70,269,871.64 CR
21-JUL-2016		000000575277 RTGS:RTO151575277 ZAWERI WANJI R	83,750.00		70,186,121.64 CR
21-JUL-2016		000000575277 remittance charges RTGS/SWIFT r	550.00		70,185,571.64 CR
21-JUL-2016		000000575278 RTGS:RTO151575278 RAYMOND CHEL R	586,000.00		69,599,571.64 CR
21-JUL-2016		000000575278 remittance charges RTGS/SWIFT r	550.00		69,599,021.64 CR
22-JUL-2016		Inward Clearing Charge	55.00		69,598,966.64 CR
22-JUL-2016		ChequeNo.000254 Presented	37,832.00		69,561,134.64 CR
22-JUL-2016		inward Clearing Charge	55.00		69,561,079.64 CR
22-JUL-2016		ChequeNo.000250 Presented	10,200.00		69,550,879.64 CR
22-JUL-2016		Payment For Cheque num 256 ChequeNo.256 Pres	937,733.00		68,613,146.64 CR
22-JUL-2016		Inward Clearing Charge	55.00		68,613,091.64 CR
22-JUL-2016		000000576352 RTGS:RTO151576352 MARYANN WARU R	40,322.00		68,572,769.64 CR
23-JUL-2016		RTND RTO151575275 INVALID A/C RTND RTO151575		40,332.00	68,613,101.64 CR
25-JUL-2016		ChequeNo.000218 Presented	558,000.00		68,055,101.64 CR
25-JUL-2016		Inward Clearing Charge	55.00		68,055,046.64 CR
25-JUL-2016		000000577193 remittance charges RTGS/SWIFT r	550.00		68,054,496.64 CR
		PAGE TOTAL	56,997,252.00	40,332.00	68,054,496.64 CR

Note: Any omission or errors in this statement should be promptly advised in writing to the Branch Manager within 30 days from the date of receipt otherwise the account will be presumed to be in order

STATEMENT OF ACCOUNT



MAYFAIR SUPREME CENTRE
MAYFAIR CENTRE
P.O. BOX 75104 00200
NAIROBI

Phone: 020-310852/60,252576 Fax: 20252575

Page No. : 4 of 4

NAME : M/S. KENYA CEREAL ENHANCEMENT PROGRAMME

ACCOUNT_NO : 1510263657085

Date	Value	Particulars	Money Out	Money In	Balance
25-JUL-2016		BALANCE BROUGHT FORWARD			68,054,496.64 CR
25-JUL-2016		000000577193 RTGS:RTO151577193 KALRO KCEP P R	18,273,680.00		49,780,816.64 CR
25-JUL-2016		TO REV 5426855 23.7.16 AMT OVE TO REV 542685	40,332.00		49,740,484.64 CR
25-JUL-2016		RTND RTO151575275 INVALID A/C RTND RTO151575		40,322.00	49,780,806.64 CR
25-JUL-2016		000000577213 RTGS:RTO151577213 IRENE W . MA R	198,091.00		49,582,715.64 CR
25-JUL-2016		000000577233 RTGS:RTO151577233 JULIUS KIVA RT	184,779.00		49,397,936.64 CR
25-JUL-2016		000000577238 RTGS:RTO151577238 MARYANN WARU R	271,950.00		49,125,986.64 CR
25-JUL-2016		000000577252 RTGS:RTO151577252 RAYMOND CHEL R	185,213.00		48,940,773.64 CR
25-JUL-2016		000000577262 RTGS:RTO151577262 DR. MARTHA S R	183,991.00		48,756,782.64 CR
25-JUL-2016		000000577270 RTGS:RTO151577270 PATRICK ILAH R	190,438.00		48,566,344.64 CR
25-JUL-2016		000000577274 RTGS:RTO151577274 ZAWERIA WANJ R	200,641.00		48,365,703.64 CR
25-JUL-2016		000000577280 RTGS:RTO151577280 RACHEL WANJI R	101,187.00		48,264,516.64 CR
25-JUL-2016		000000577286 RTGS:RTO151577286 CHRISTABEL C R	101,187.00		48,163,329.64 CR
25-JUL-2016		000000577290 RTGS:RTO151577290 JACKSON MOSE R	57,865.00		48,105,464.64 CR
25-JUL-2016		000000577239 RTGS:RTO151577239 NANCY B . OS R	134,614.00		47,970,850.64 CR
26-JUL-2016		SALARY / REMITTANCE SALARY	624,095.00		47,346,755.64 CR
26-JUL-2016		ChequeNo.000251 Presented	20,000.00		47,326,755.64 CR
26-JUL-2016		Inward Clearing Charge	55.00		47,326,700.64 CR
26-JUL-2016		ChequeNo.000263 Presented	732,600.00		46,594,100.64 CR
26-JUL-2016		Inward Clearing Charge	55.00		46,594,045.64 CR
26-JUL-2016		SALARY / REMITTANCE SALARY	270,789.00		46,323,256.64 CR
29-JUL-2016		ChequeNo.000262 Presented	8,959.00		46,314,297.64 CR
29-JUL-2016		Inward Clearing Charge	55.00		46,314,242.64 CR
		PAGE TOTAL	21,780,576.00	40,322.00	46,314,242.64 CR
		CLOSING BALANCE	108,619,086.90	154,799,400.30	46,314,242.64 CR
		UNCLEARD BALANCE			0.00 CR

Note: Any omission or errors in this statement should be promptly advised in writing to the Branch Manager within 30 days from the date of receipt otherwise the account will be presumed to be in order

TAME.STMT.OF.ACCT

Results 1 - 11 of 11

Run Date: 21/07/2016
 CENTRAL BANK OF KENYA
 BANKI KIU YA KENYA
 P.O.BOX 60000-0200
 NAIROBI

Run Time: 09:22:09
 STATEMENT OF ACCOUNT
 ACCOUNT NUMBER: 1000213485
 ACCOUNT TITLE: KENYA CEREAL ENHANCEMENT PROG.-EUR
 STATEMENT PERIOD: From 01/07/2015 To 30/06/2016

PAGE NO: 1

NO.	DATE	REFERENCE NO	DETAILS	DEBIT	CREDIT BALANCE
OPENING BAL: 0.00					
1	12/05/2016	FT1613373XVK	Transfer FUNDING	0.00	1,043,374.00
2	07/06/2016	FT16159HLCPF	Outward Cheque- Dr PA 112634	-1,043,300.00	74.00
				CLOSING BALANCE: 74	

PS-THE NATIONAL TREASURY
 PRE-FINANCING

END OF ACCOUNT STATEMENT

Favourites

TAME.STMT.OF.ACCT

Account equals 1000213485

Booking Date equals 20160721

Statement From equals 20150701

Statement To equals 20160630

TAME.STMT.OF.ACCT

More Options
 Clear Selection Find

16th June, 2017

The Senior Programme Coordinator,
Kenya Cereal Enhancement Programme,
State Department of Agriculture,
Ministry of Agriculture, Livestock and Fisheries,
P.O Box 30028,
Nairobi.

Attn. Mr. Mogere


RE: EQUITY BANK CONTRIBUTION TO KCEP

Kindly find enclosed current status of Equity Bank Contribution to KCEP as at 16th June 2017, below is a summary of the same.

Equity Bank Contribution to KCEP	
Year 1 (Kes)	125,099,227.82
Year 2 (Kes)	48,865,887.57
Total (KES)	173,965,115.39

Thank you for the continuous partnership.

**Yours Faithfully,
Equity Bank (K) Limited**



Allan Waititu
Director – Special Projects



Sammy Kamanthi
General Manager- Finance

15th June, 2017

The Senior Programme Coordinator,
Kenya Cereal Enhancement Programme,
State Department of Agriculture,
Ministry of Agriculture, Livestock and Fisheries,
P.O Box 30028
Nairobi.

Attn: Mogere


RE: KCEP FARMERS CONTRIBUTION

The subject matter refers,
Below find the summary of farmers who have contributed the 10 and 40% requirement for both western and Eastern regions to date.

YEAR	NO. OF FARMERS	FARMERS CONTRIBUTION
10% WESTERN 2016	4,719	9,834,473.50
10% EASTERN 2016	7,046	10,361,542.00
10% WESTERN 2017	12,661	20,416,115.00
40% WESTERN 2017	2,989	18,873,140.00
	27,415	59,485,270.50

We appreciate our partnership and look forward to working with you.

Yours Faithfully,
EQUITY BANK (K) LIMITED



Allan Waititu
Director- Special Projects



KENYA AGRICULTURAL & LIVESTOCK RESEARCH ORGANIZATION

When replying please quote:

Our Ref: KALRO/4/001/VOL.X/130

Date: 12th Sept.' 2017

The Senior Project Coordinator
Kenya Cereal Enhancement Project
P.O. Box 14733
NAIROBI. (Attn: Mr.N. Mogere)

REF: ACKNOWLEDGEMENT OF BANK BALANCE FOR KCEP PROJECT AS AT 30TH JUNE 2017

Enclosed herewith, please find KCEP project bank statement confirming available project funds (Kes 3,881,331.00) as at 30th June 2017.

Thank you for your continued support.

Timonah Mangalla
Deputy Finance Manager (Finance & Accounts)
FOR: DIRECTOR, GENERAL

FAM/ISA
FPI + action

PC
12/9/2017



KALRO HEADQUARTERS,

P.O. Box 57811-00200, Nairobi, KENYA. Tel: 254-020 4183301-20/ 254-020 4183720 Fax: 254-020 4183344



Making the Difference



KALRO KCEP PROGRAMME FUND

KCB BANK KENYA LTD.
KCB KICC - 4005

P.O BOX 46950 - 00100 NAIROBI
TEL: 29248501
FAX: 29248501

ACCOUNT NO.
1161804838

CURRENCY
KES

ACCOUNT TYPE CURRENT

SHEET NO: 001120

DATE	TRANSACTION DETAILS	MONEY OUT	MONEY IN	LEDGER BAL
31/05/2017	BALANCE B/FWD			4,278,101.00
02/06/2017	Service Chrg- GEN100	110.00		4,277,991.00
02/06/2017	Contra Entry- CONTRA ENTRY	34,464.50		4,243,526.50
06/06/2017	INHouse000151-Utility Payments Account	6,102.00		4,237,424.50
23/06/2017	Tax Amount Due-DAVID MUKILA KINAI	20.00		4,237,404.50
23/06/2017	Cash Withdrawal Charge-DAVID MUKILA KINAI	200.00		4,237,204.50
23/06/2017	Cash Withdrawal152-DAVID MUKILA KINAI	316,000.00		3,921,204.50
29/06/2017	Service Chrg- GEN100	110.00		3,921,094.50
29/06/2017	Cash Deposit-DAVID		1,133.00	3,922,227.50
29/06/2017	Contra Entry- CONTRA ENTRY	34,464.50		3,887,763.00
30/06/2017	INHouse000153-Utility Payments Account	6,102.00		3,881,661.00
30/06/2017	Tax Amount Due-	30.00		3,881,631.00
30/06/2017	Charges-1161804838	300.00		3,881,331.00
30/06/2017	BALANCE C/FWD			3,881,331.00

KALRO KCEP PROGRAMME FUND ACCOUNT
P.O BOX 220 OR BOX 57811 00200 NRB
01000 THIKA

To,

12TH September 2017

Senior Programme Coordinator,
Programme Coordination Unit (PCU)
Kenya Cereals Enhancement Programme - Climate Resilient Agricultural Livelihood
(KCEP-CRAL)
NAIROBI,

Dear Madam,

RE: AGMARK-KCEP FINANCIAL STATEMENT

In response to the PCU request, AGMARK is hereby submit the financial statement as at 8th September 2017, for your reference and decision making.

Sincerely;



James Mutonyi
Managing Director
Agricultural Market Development Trust. (AGMARK)

Kenya Cereal Enhancement Programme-Climate Resilient Agricultural Livelihoods (KCEP-CRAL)

Annual Reports and Financial Statements for the financial year ended 30th June 2017

1. STATEMENT OF RECEIPTS AND PAYMENTS FOR THE PERIOD ENDED 30TH JUNE 2017

	Note	2016/17		2015/16		Cumulative to-date
		Receipts and payments controlled by the entity	Payments made by third parties	Receipts and payment controlled by the entity	Payments made by third parties	
		KShs	KShs	KShs	KShs	KShs
RECEIPTS						
Transfer from Government entities	8.3	125,000,000	0	35,000,000	0	160,000,000
Proceeds from domestic and foreign grants	8.4	291,059,717	280,371,817	0	0	769,887,134
Loan from external development partners	8.5	159,389,386	0	0	0	159,389,386
Miscellaneous receipts	8.6	31,850		10,000	0	41,850
TOTAL RECEIPTS		575,480,953	280,371,817	35,010,000	0	1,089,318,370
PAYMENTS						
Compensation of employees	8.7	100,385,279	0	40,592,942	0	160,281,728
Purchase of goods and services	8.8	101,300,869	0	40,040,493	0	148,258,036
Social security benefits	8.9	27,417,097	0	0	0	27,417,097
Acquisition of non-financial assets	8.10	20,273,155	0	128,000	0	20,401,155
Transfers to other government entities	8.11	0	0	0	0	0
Other grants and transfers and payments	8.12	111,861,497	280,371,817	126,254,708	0	518,488,022
TOTAL PAYMENTS		361,237,897	280,371,817	207,016,143	0	874,846,038
SURPLUS/DEFICIT		214,243,056	0	(172,006,143)	0	214,472,332

The accounting policies and explanatory notes to these financial statements are an integral part of the financial statements.

Principal Secretary

Name: Dr. Richard Lesiyampe, PHD, CBS

Senior Programme Coordinator

Name: Esther Magambo

Project Fin. & Admin Manager:

Name: Nyakundi Mogere
ICPAK Member Number 2665