

REPUBLIC OF KENYA



Enhancing Accountability

THE NATIONAL ASSEMBLY
PAPERS LAID

REPORT

DATE: 25 NOV 2024

DAY:

Tuesday



OF

TABLED

BY:

CLERK-AT
THE-TABLE:

Hon. Naomi Wago
Deputy Majority Whip
hormale


THE AUDITOR-GENERAL

ON

ISINYA BOYS SECONDARY SCHOOL

**FOR THE SIX (6) MONTHS' PERIOD ENDED
30 JUNE, 2021**

KAJIADO COUNTY



ISINYA BOYS SECONDARY SCHOOL
PUBLIC SECONDARY SCHOOL

ANNUAL REPORT AND FINANCIAL STATEMENTS

FOR THE FINANCIAL YEAR ENDED
30TH JUNE 2021

**Prepared in accordance with the Cash Basis of Accounting Method under the International
Public Sector Accounting Standards (IPSAS)**

Isinya Boys Secondary School

Reports and Financial Statements For the year ended 30th June 2021

Table of Contents

Page

| | |
|---|-------|
| I. Key School Information And Management..... | iv |
| II. Summary Report Of Performance Of The School | ix |
| III. Statement Of School Management Responsibility..... | xviii |
| IV. Report Of The Independent Auditors | xix |
| V. Statement Of Receipts And Payments Period To 30 th June 2021 | 1 |
| VI. Statement Of Financial Assets And Financial Liabilities As At 30 th June 2021 | 2 |
| VII. Statement of Cash Flows for The Period Ended 30 th June 2021 | 3 |
| VIII. Statement Of Budgeted Versus Actual Amounts for The Year Ended 30 th June 2021 | 4 |
| IX. Significant Accounting Policies..... | 9 |
| X. Notes To The Financial Statements..... | 11 |

I. Key School Information And Management

Isinya Boys Secondary School

(a) Background information

The school is domiciled in Kenya and its operations are governed under the Basic Education Act, 2013. It is in **Kajiado** County, **Isinya** Sub-County.

The school was registered in **8/08/2019** under registration number **34S3000132** and is currently categorized as a *Sub County* public school established, owned or operated by the Government.

The school is a boarding school and had **322** number of students as at *30th June 2021*. It has two streams and 20 teachers of which 5 teachers are employed by the School Board of Management.

(b) School Board of Management - Board Members

The School Board of Management established under Section 55 of the Basic Education Act, 2013; is composed of the following members:

| Ref: | Name of Board Member | Designation | Date of appointment |
|------|----------------------|-----------------------|---------------------|
| 1 | Paul Nchake | Chairman | 2/9/2019 |
| 2 | Sophia Machoka | Vice/chair person | 2/9/2019 |
| 3 | Zippora Matiko | Member – Rep CEB | 2/9/2019 |
| 4 | Irene Ntayia | Member | 2/9/2019 |
| 5 | Penina Tompo | Member | 2/9/2019 |
| 6 | Ntoika Joseph | Member - Community | 2/9/2019 |
| 7 | Daniel Parsoi | Member | 2/9/2019 |
| 8 | Vilembwa Samuel | Member Rep Teachers | 2/9/2019 |
| 9 | Irene Katete | Member -Sponsor | 2/9/2019 |
| 10 | Edward Letiro | 3 Members - Sponsor | 2/9/2019 |
| 11 | Tom Onchari | Member - Sponsor | 2/9/2019 |
| 12 | Joseph Gicheha | Member Special groups | 2/9/2019 |
| 13 | Peter Sirere | Member Special Needs | 2/9/2019 |
| 14 | Allan Tipanko | PA | 2/9/2019 |
| 15 | Paul Ole Lila | Member | 2/9/2019 |
| 16 | Jane Ntuko | Member | 2/9/2019 |
| 17 | Emmanuel Kurao | Students Rep | 2/9/2019 |
| 18 | Mokamba Robert | Secretary - Principal | Throughout |

Reports and Financial Statements For the year ended 30th June 2021

The function of the School Board of Management include:

- Promote the best interests of the School and ensure its development.
- Promote quality education for all pupils in accordance with the standards set under the Basic Education Act, 2013
- Ensure and assure the provision of proper and adequate facilities for the School
- Manage the School's affairs in accordance with the rules and regulations governing occupational safety and health.
- Advise the County Education Board on the staffing needs of the School.
- Determine cases of pupils' discipline and make reports to the CEB
- Prepare comprehensive termly report on all areas of its mandate and submit the report to CEB
- Administer and manage the resources of the School
- Receive, collect and account for any funds accruing to the institution in accordance with Article 226 (1) (a) of the Constitution of Kenya, Section 81 of the Public Finance Management Act, 2012 and the Fourth Schedule para 21 and 23 of the Basic Education Act, 2013.

(c) Committees of the Board

| Ref: | Name of Committee | Names of Members | Designation | Number of meetings attended during the year |
|------|--|---|--|---|
| 1 | Executive Committee | 1.Paul Nchake 2.Sophie Machoka 3.Robert Mokamba 4.Allan Tipanko 5.Penina Tompo ... | . Chairperson Vice chairperson Member Member Secretary | 3 out of 3 |
| 2 | Audit Committee | 1.Irene Ntayia 2.Sophie Machoka 3.Stanley Kilusu 4.Jane Muthuri | Chairperson Member Member Member | 0 |
| 3 | Finance,procurement and general purposes Committee | 1.Patrick Nyakundi 2.Edward Letiro 3.Irene Katete 4.Allan Tipanko 5.Joseph Gicheha | Chairperson Member Member Member Secretary | 0 |
| 4 | Academic Committee | 1.Joseph Ntoika 2.Penina Tompo 3.Jane Muthuri 4.Joseph Gicheha 5.Mokamba Robert | Chairperson Member Member Member Member | 0 |

Reports and Financial Statements For the year ended 30th June 2021

| | | | | |
|---|--|---|--|---|
| | | 6.Irene Ntayia | Secretary | |
| 5 | Development Committee | 1.Joseph Ntoika 2.Penina Tompo 3.Jane Muthuri 4.Joseph Gicheha 5.Mokamba Robert 6.Irene Ntayia | Chairperson Member Member Member Member Secretary | 0 |
| 6 | Discipline and welfare Committee | 1.Parsoi Daniel 2.Allan Tipanko 3.Zipporah Matiko 4.Irene Katete 5.Mokamba Robert | Chairperson Member Member Member Secretary | 0 |
| 7 | Adhoc Committee (if any during the year) | 1.Timothy Nduguti 2.Mr.Sifuna 3.Mr.Mureithi 4.Chief Tipanko 5.Allan Tipanko | Chairperson Member Member Member Secretary | 0 |

Reports and Financial Statements For the year ended 30th June 2021

(d) School operation Management

For the financial year ended 30th June 2021 the School day-to-day management was under the following persons:

| Ref: | Designation | Name | Identification |
|------|------------------|---------------------|-----------------|
| 1 | Principal | Robert Mokamba mose | TSC No. 351424 |
| 2 | Deputy Principal | Samuel Vilembwa | TSC No. 387932 |
| 3 | School Bursar | Joash Mutugi | ID No. 25129696 |

(e) Schools contacts

Post Office Box: 632-01100 Kajiado
Telephone: 0728686616
E-mail: isinyaboys@gmail.com
Website:
Facebook:
Twitter:

(f) School Bankers

Provide details of the school bankers.

1. Name of Bank: Equity Bank
Branch: Kajiado
Account Number: 0860262307164
2. Name of Bank: Equity Bank
Branch: Kajiado
Account Number: 0860299236595
3. Name of Bank: Equity Bank
Branch: Kajiado
Account Number: 0860299236604
4. Name of Bank: Equity Bank
Branch: Kajiado
Account Number: 0860275178478
5. MPESA Pay Bill No.4016779 attached to Equity bank account no.0860262307164.
6. Name of Bank: Equity Bank
Branch: Kitengela
Account Number: 0700263655427
7. Name of Bank: Equity Bank
Branch: Kajiado
Account Number: 0860275958761

Isinya Boys Secondary School

Reports and Financial Statements For the year ended 30th June 2021

(g) Independent Auditors

Office of the Auditor General
Anniversary Towers, University Way
P.O. Box 30084
GPO 00100
Nairobi, Kenya

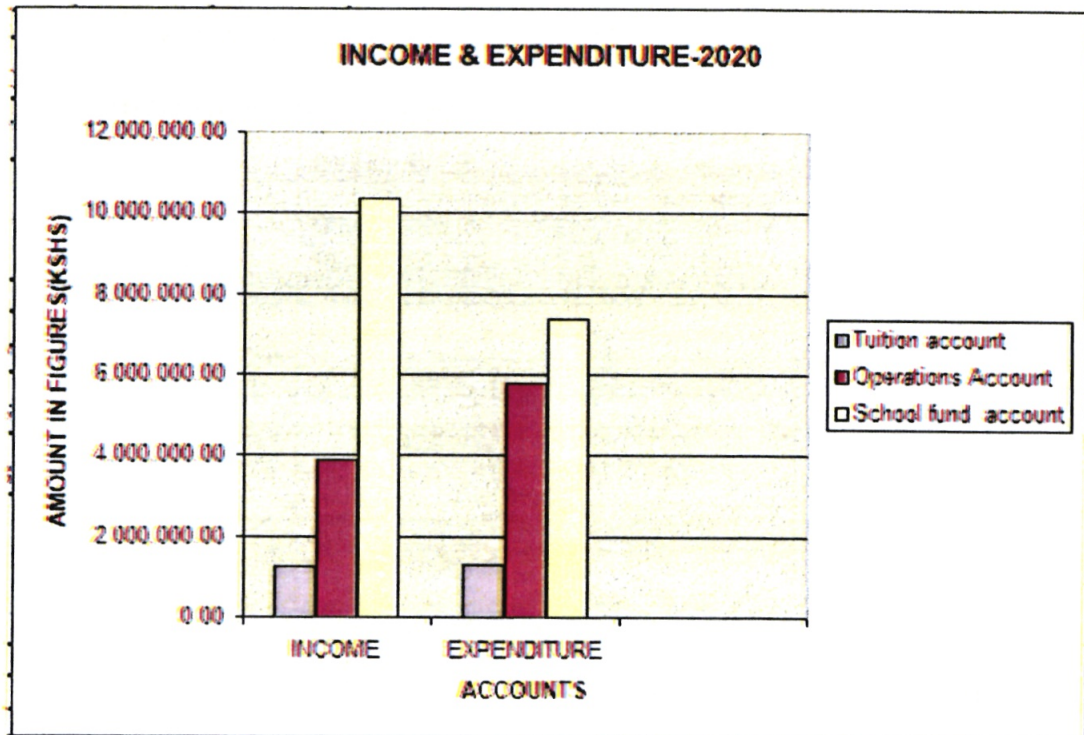
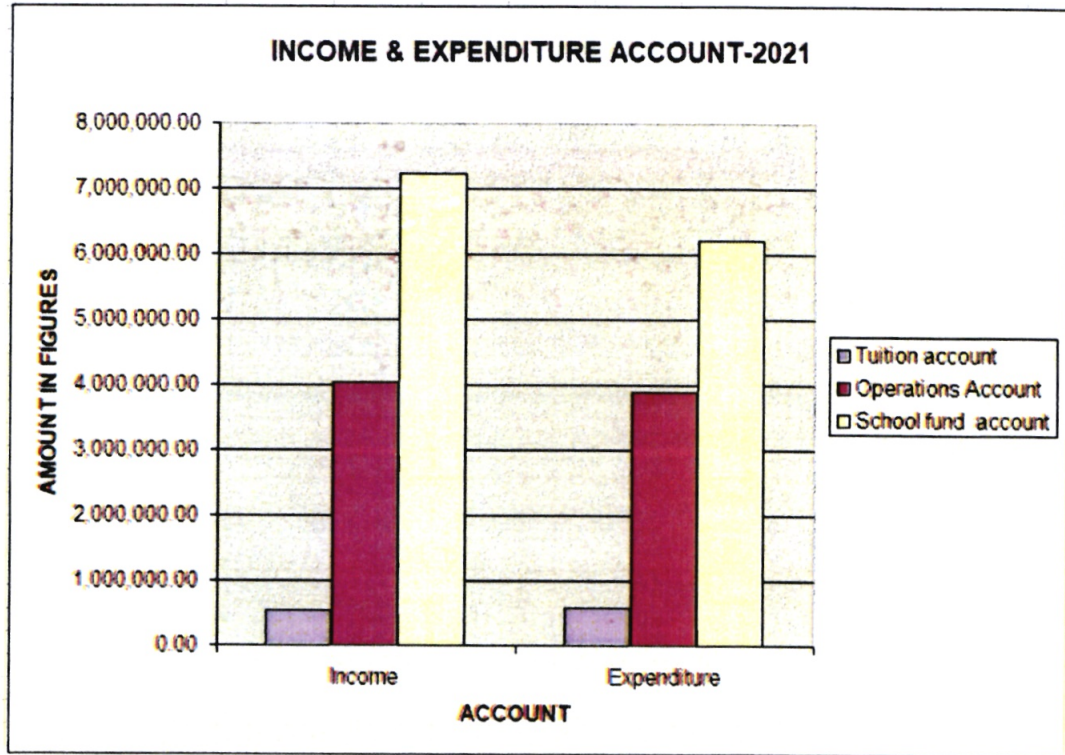
II. Summary Report of Performance of The School

The following is a summary report of the performance of the school against the set performance evaluation criteria:

a) Financial performance:

| ITEM | ACCOUNT | YEARS | | |
|---|---------------------|----------------------|----------------------|----------------------|
| | | JAN TO JUNE 2021 | 2020 | 2019 |
| Income and expenditure account(Surplus/Deficit) | | 3,213,263.00 | (363,321.00) | (245,191.92) |
| | | | | |
| | | | | |
| Capitation grant from Ministry of Education | Tuition account | 536,878.00 | 1,237,498.00 | 1,077,410.88 |
| | Operations Account | 5,573,018.00 | 5,831,346.00 | 5,036,892.30 |
| | Total | 6,109,896.00 | 7,068,844.00 | 6,144,303.18 |
| | | | | |
| Ratio of Capitation grant per student | | 18,314.91 | 16,590.72 | 21,943.94 |
| | | | | |
| Other incomes | School fund account | 6,842,497.00 | 6,763,285.00 | 13,461,071.00 |
| | Parent Welfare | 2,394,925.00 | 72,177.00 | 0.00 |
| | | | | |
| | | | | |
| Expenditure | | | | |
| | Tuition account | 583,735.00 | 1,264,550.00 | 1,322,602..80 |
| | Operations Account | 5,345,456.00 | 5,607,784.00 | 7,662,205.26 |
| | School fund Account | 6,204,864.00 | 7,395,293.00 | 11,181,864,.00 |
| | TOTAL | 12,134,055.00 | 14,267,627.00 | 20,166,672.06 |
| | | | | |
| Account payables | | 2,933,334.00 | 3,061,923.00 | 1,027,389.00 |
| | | | | |
| Account Receivables | | 2,966,003.00 | 3,159,302.00 | 2,267,621.00 |
| | | | | |
| | | | | |
| Cash and Bank balances | | 2,784,987.00 | (492,986.00) | 81,667.34 |
| | | | | |

Charts



b) Teacher Student ratio:

| Subject | No. of Teachers | Shortage/surplus | No. of Teachers recruited within the year | No. of teachers employed by TSC | No. of teachers employed by BOM | No. of teachers transferred/retired | Teacher Student ratio | | |
|-------------|-----------------|------------------|---|---------------------------------|---------------------------------|-------------------------------------|-----------------------|-----------------|-------|
| | | | | | | | No. of Teachers | No. of students | Ratio |
| English | 4 | 1 | 0 | 3 | 1 | 0 | 4 | 322 | 1:80 |
| Kiswahili | 3 | 2 | 0 | 1 | 2 | 0 | 3 | 322 | 1:100 |
| Math | 3 | 1 | 0 | 3 | 0 | 0 | 3 | 322 | 1:100 |
| Biology | 3 | 0 | 1 | 1 | 2 | 0 | 3 | 322 | 1:100 |
| Physics | 2 | 1 | 0 | 1 | 1 | 1 | 2 | 322 | 1:100 |
| Chemistry | 3 | 1 | 0 | 3 | 0 | 1 | 3 | 322 | 1:100 |
| History | 3 | 2 | 2 | 2 | 1 | 0 | 3 | 322 | 1:80 |
| Geography | 2 | 0 | 0 | 2 | 0 | 0 | 2 | 322 | 1:50 |
| CRE | 3 | 0 | 2 | 3 | 0 | 0 | 3 | 322 | 1:100 |
| Agriculture | 3 | 0 | 0 | 1 | 2 | 1 | 3 | 322 | 1:80 |
| Business | 2 | 0 | 0 | 2 | 0 | 0 | 2 | 322 | 1:80 |

c) Mean score in the 2020KCSE:

KSSE 2020 ANALYSIS DONE IN MARCH 2021

| Subject | Teacher's Name | TSC NO | 2018 | | 2019 | | 2020 | | I.index |
|-----------------|-------------------|--------|-------|-------|-------|-------|-------|----------|---------|
| | | | Entry | m.s | Entry | Ms | Entry | Ms | |
| English | Kamuya Naomi | 537995 | 50 | 4.420 | 53 | 4.283 | 74 | 3.554054 | -0.729 |
| Kiswahili | Constance Kasidi | 184179 | 50 | 4.00 | 53 | 3.962 | 74 | 2.824324 | -1.138 |
| Math | Vilembwa Samuel | 387932 | 50 | 2.200 | 53 | 3.019 | 74 | 1.851351 | -1.168 |
| Biology | Terry Phoebe | 524311 | 32 | 2.250 | 30 | 4.567 | 68 | 1.753623 | -2.813 |
| Physics | Nicodemus Nyagaka | 754673 | 19 | 2.737 | 23 | 3.000 | 14 | 3.071429 | 0.071 |
| Chemistry | Mosiori Joseph | 496447 | 50 | 2.000 | 53 | 2.075 | 74 | 1.459459 | -0.616 |
| History | Wekesa Davis | 780761 | 26 | 4.808 | 41 | 5.073 | 40 | 6.20000 | 1.127 |
| Geography | John Marocha | 337214 | 23 | 2.609 | 10 | 4.800 | 33 | 3.454545 | -1.345 |
| CRE | Zablon Ngare | 759948 | 48 | 3.813 | 52 | 4.500 | 61 | 3.885246 | -0.615 |
| IRE | - | - | 2 | 6.500 | 0 | 0.000 | 0 | 0.00000 | 0.000 |
| Agriculture | John Marocha | 337214 | 34 | 2.147 | 23 | 2.565 | 30 | 3.933333 | 1.368 |
| Business | Sarah Ongechi | 428290 | 16 | 4.563 | 25 | 5.480 | 41 | 3.365854 | -2.14 |
| Overall summary | | | | | | | | | |

Subject Analysis of KCSE 2020 and analysis of KCSE 2018-2020

| Sub | Ent | A | A- | B+ | B | B- | C+ | C | C- | D+ | D | D- | E | X | 2018 | 2019 | 2020 | Dev |
|---------|-----|---|----|----|---|----|----|----|----|----|-----|-----|-----|---|-------|-------|----------|--------|
| Eng | 74 | 0 | 0 | 0 | 0 | 3 | 4 | 5 | 6 | 5 | 31 | 18 | 2 | 0 | 4.420 | 4.283 | 3.554054 | -0.729 |
| Kis | 74 | 0 | 0 | 0 | 1 | 0 | 1 | 1 | 3 | 4 | 30 | 32 | 2 | 0 | 4.000 | 3.962 | 2.824324 | -1.138 |
| Mat | 74 | 0 | 0 | 1 | 1 | 1 | 1 | 1 | 1 | 0 | 6 | 12 | 50 | 0 | 2.200 | 3.019 | 1.851351 | -1.168 |
| Bio | 69 | 0 | 0 | 0 | 0 | 0 | 0 | 1 | 2 | 0 | 6 | 27 | 33 | 0 | 2.250 | 4.567 | 1.753623 | -2.813 |
| Phy | 14 | 0 | 0 | 0 | 1 | 0 | 1 | 0 | 1 | 0 | 0 | 7 | 2 | 0 | 2.737 | 3.000 | 3.071429 | 0.071 |
| Che | 74 | 0 | 0 | 0 | 0 | 0 | 0 | 1 | 1 | 2 | 2 | 20 | 49 | 0 | 2.000 | 2.075 | 1.459459 | -0.616 |
| Hist | 40 | 0 | 0 | 4 | 4 | 9 | 4 | 4 | 1 | 3 | 9 | 2 | 0 | | 4.808 | 5.073 | 6.20000 | 1.127 |
| Geo | 33 | 0 | 0 | 0 | 0 | 1 | 1 | 2 | 4 | 1 | 16 | 7 | 1 | 0 | 2.609 | 4.800 | 3.454545 | -1.345 |
| CRE | 61 | 0 | 0 | 1 | 1 | 0 | 7 | 2 | 8 | 2 | 30 | 9 | 1 | 0 | 3.813 | 4.500 | 3.885246 | -0.615 |
| Agr | 30 | 0 | 0 | 0 | 0 | 2 | 1 | 1 | 4 | 4 | 17 | 1 | 0 | 0 | 2.147 | 2.565 | 3.933333 | 1.368 |
| Bst | 41 | 0 | 0 | 1 | 1 | 0 | 4 | 2 | 0 | 2 | 13 | 14 | 4 | 0 | 4.563 | 5.480 | 3.365854 | -2.14 |
| IRE | 0 | 0 | 0 | 0 | 0 | 0 | 0 | 0 | 0 | 0 | 0 | 0 | 0 | 0 | 6.500 | 0.000 | 0 | 0.000 |
| Overall | | 0 | 0 | 7 | 9 | 16 | 24 | 19 | 31 | 23 | 162 | 149 | 144 | | | | | |

KCSE 2020 Analysis by Gender

| Gender | A | A- | B+ | B | B- | C+ | C | C- | D+ | D | D- | E | Ms 2020 | Ms 2019 | Dev |
|--------|---|----|----|---|----|----|---|----|----|----|----|---|---------|---------|--------|
| Boys | 0 | 0 | 0 | 1 | 0 | 1 | 3 | 2 | 6 | 20 | 28 | 1 | 2.984 | 3.932 | -0.948 |
| Girls | 0 | 0 | 0 | 0 | 0 | 0 | 0 | 2 | 2 | 3 | 5 | 0 | 3.083 | 3.111 | -0.028 |
| total | 0 | 0 | 0 | 1 | 0 | 0 | 3 | 4 | 8 | 23 | 33 | 1 | 3.000 | 3.792 | -0.792 |

Overall Mean Grade Summary KCSE 2018-2020

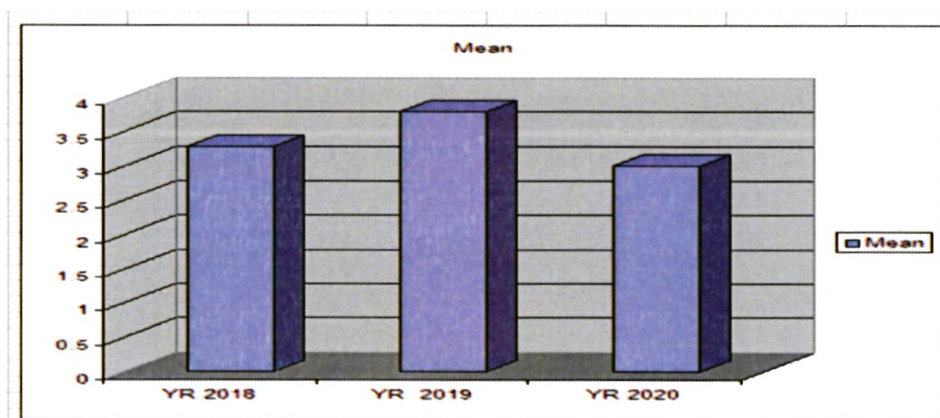
| Year | Ent | A | A- | B+ | B | B- | C+ | C | C- | D+ | D | D- | E | X | Mean | MG | Imp index |
|------|-----|---|----|----|---|----|----|---|----|----|---|----|---|---|------|----|-----------|
|------|-----|---|----|----|---|----|----|---|----|----|---|----|---|---|------|----|-----------|

Isinya Boys Secondary School

Reports and Financial Statements For the year ended 30th June 2021

| | | | | | | | | | | | | | | | | | |
|------|----|---|---|---|---|---|---|---|----|----|----|----|---|---|-------|----|--------|
| 2020 | 74 | 0 | 0 | 0 | 1 | 0 | 1 | 3 | 4 | 8 | 23 | 33 | 1 | 0 | 3.000 | D | -0.792 |
| 2019 | 53 | 0 | 0 | 0 | 1 | 2 | 2 | 1 | 10 | 8 | 17 | 11 | 1 | 0 | 3.792 | D+ | 0.512 |
| 2018 | 50 | 0 | 0 | 0 | 0 | 0 | 2 | 3 | 3 | 10 | 15 | 15 | 2 | 0 | 3.280 | D | 0.220 |
| | | | | | | | | | | | | | | | | | |

Graph representation



The mean of 2020 dropped with a deviation of 0.792 due the effect of corona pandemic where students stayed away from school for over 9 months

Subject Ranking 2020

| Subject | R | Teacher's Name | TSC NO | 2018 | | 2019 | | 2020 | | I.index |
|-----------------|----|------------------|--------|-------|-------|-------|-------|-------|-------|---------|
| | | | | Entry | m.s | Entry | ms | Entry | Ms | |
| English | 1 | Kamuya Naomi | 537995 | 50 | 4.420 | 53 | 4.283 | 74 | 3.554 | -0.729 |
| History | 2 | Wekesa Davis | 780761 | 26 | 4.808 | 41 | 5.073 | 40 | 6.200 | 1.127 |
| CRE | 3 | Zablon Ngare | 759948 | 48 | 3.813 | 52 | 4.500 | 61 | 3.885 | 0.615 |
| Kiswahili | 4 | Constance Kasidi | 184179 | 50 | 4.000 | 53 | 3.962 | 74 | 2.824 | -1.138 |
| Geography | 5 | John Marocha | 337214 | 23 | 2.609 | 10 | 4.800 | 33 | 3.455 | -1.345 |
| Business | 6 | Sarah Ongechi | 428290 | 16 | 4.563 | 25 | 5.480 | 41 | 3.366 | -2.14 |
| Physics | 7 | Nicodemus N. | 754673 | 19 | 2.737 | 23 | 3.000 | 14 | 3.071 | 0.071 |
| Agriculture | 8 | John Marocha | 337214 | 34 | 2.147 | 23 | 2.565 | 30 | 3.933 | 1.368 |
| Biology | 9 | Terry Phoebe | 524311 | 32 | 2.250 | 30 | 4.567 | 69 | 1.754 | -2.813 |
| Chemistry | 10 | Mosiori Joseph | 494647 | 50 | 2.000 | 53 | 2.075 | 74 | 1.459 | -0.616 |
| Math | 11 | Vilembwa Samuel | 387932 | 50 | 2.200 | 53 | 3.019 | 74 | 1.851 | -1.168 |
| IRE | 12 | ----- | - | 2 | 6.500 | 0 | 0.000 | 0 | 0.000 | 0.000 |
| Overall summary | | | | | | | | | | |

d) Number of Candidates in the 2021 KCSE:

| Year | Number of Candidates |
|------|----------------------|
| 2021 | 76 |
| 2020 | 74 |
| 2019 | 53 |
| 2018 | 50 |

e) Capacity of the school:

| | Facilities | Quantity | No. Of Students | Student Ratio |
|---|--------------|----------|-----------------|---------------|
| 1 | Classrooms | 7 | 322 | 1:46 |
| 2 | Toilets | 28 | 322 | 1:16 |
| 3 | Laboratories | 1 | 322 | 1:322 |
| 4 | Kitchen | 1 | 322 | 1:322 |
| 5 | Dormitories | 3 | 322 | 1:107 |
| 6 | Dining Hall | 1 | 322 | 1:320 |

f) Development projects carried out by the school:

| Projects | Source of funds | Status | Initial Cost (Kshs) | Amount Spent (Kshs) | Expected completion time |
|--------------------------------|-----------------|----------|---------------------|---------------------|--------------------------|
| Construction of Two classrooms | MOE/PARENTS | COMPLETE | 2,338,000 | 3,030,209 | One Year |
| | | | | | |
| | | | | | |

STEPHEN OBOUK LEKASI



School Principal



III. Statement Of School Management Responsibility

Section 81 (1) of the Public Finance Management Act, 2012 requires that, at the end of each financial year, each National Government School shall prepare financial statements in respect of that school. Section 81 (3) requires the financial statements so prepared to be in a form that complies with relevant accounting standards as prescribed by the Public Sector Accounting Standards Board (PSASB) of Kenya from time to time.

Schedule 4 (Section 23) of the Education Act, 2013 requires the Board of Management of a public institution of basic education to be keep all proper books and records of accounts of the income, expenditure and assets of the institution.

The Board of Management of *Isinya Boys Secondary School* accepts responsibility for the school's financial statements, which have been prepared on the Cash Basis Method of Financial Reporting, using appropriate accounting policies in accordance with International Public Sector Accounting Standards (IPSAS).

The Board of Management is of the opinion that the school's financial statements give a true and fair view of the state of the school's transactions during the financial year ended 30th June, 2021, and of the school's financial position as at that date.

.....
Name: VEN. OLE WOIKA
Designation: Chairman, School Board of Management
Date: 19/8/2024


.....
Name: STEPHEN OGIRO LEBESI
Designation: School Principal & Secretary to Board of Management
Date: 19/8/2024



.....
Name: JOASH MUTUGI MURITI
Designation: Bursar/ Finance Officer
Date: 19/8/2024

REPUBLIC OF KENYA

Telephone: +254-(20) 3214000
Email: info@oagkenya.go.ke
Website: www.oagkenya.go.ke



HEADQUARTERS
Anniversary Towers
Monrovia Street
P.O Box 30084-00100
NAIROBI

Enhancing Accountability

REPORT OF THE AUDITOR-GENERAL ON ISINYA BOYS SECONDARY SCHOOL FOR THE SIX (6) MONTHS' PERIOD ENDED 30 JUNE, 2021 – KAJIADO COUNTY

PREAMBLE

I draw your attention to the contents of my report which is in three parts:

- A. Report on the Financial Statements that considers whether the financial statements are fairly presented in accordance with the applicable financial reporting framework, accounting standards and the relevant laws and regulations that have a direct effect on the financial statements.
- B. Report on Lawfulness and Effectiveness in Use of Public Resources which considers compliance with applicable laws, regulations, policies, gazette notices, circulars, guidelines and manuals and whether public resources are applied in a prudent, efficient, economic, transparent and accountable manner to ensure Government achieves value for money and that such funds are applied for the intended purpose.
- C. Report on the Effectiveness of Internal Controls, Risk Management and Governance which considers how the entity has instituted checks and balances to guide internal operations. This responds to the effectiveness of the governance structure, risk management environment and internal controls, developed and implemented by those charged with governance for orderly, efficient and effective operations of the entity.

An unmodified opinion does not necessarily mean that an entity has complied with all relevant laws and regulations and that its internal controls, risk management and governance systems are properly designed and were working effectively in the financial year under review.

The three parts of the report are aimed at addressing the statutory roles and responsibilities of the Auditor-General as provided by Article 229 of the Constitution, the Public Finance Management Act, 2012 and the Public Audit Act, 2015. The three parts of the report when read together constitute the report of the Auditor-General.

REPORT ON THE FINANCIAL STATEMENTS

Qualified Opinion

I have audited the accompanying financial statements of Isinya Boys Secondary School - Kajiado County set out on pages 1 to 20, which comprise of the statement of financial

*Report of the Auditor-General on Isinya Boys Secondary School for the Six (6) Months' Period ended 30 June, 2021
– Kajiado County*

assets and financial liabilities as at 30 June, 2021, statement of receipts and payments, statement of cash flows and statement of budget and actual amounts for the Six (6) months' period then ended and summary of significant accounting policies and other explanatory information in accordance with the provisions of Article 229 of the Constitution of Kenya and Section 35 of the Public Audit Act, 2015. I have obtained all the information and explanations which to the best of my knowledge and belief, were necessary for the purpose of the audit.

In my opinion, except for the effect of the matters described in the Basis for Qualified Opinion Section of my report, the financial statements present fairly, in all material respects, the financial position of Isinya Boys Secondary School – Kajiado County as at 30 June, 2021 and of its financial performance and its cash flows for the period then ended, in accordance with International Public Sector Accounting Standards (Cash Basis) and comply with the Public Finance Management Act, 2012 and the Basic Education Act, 2013.

Basis for Qualified Opinion

1. Variances in Payables

The statement of financial assets and financial liabilities reflects payables balance of Kshs.2,933,334 as disclosed in Note 11 to the financial statements. However, the balance differs from nil balance reflected in the ledgers.

In the circumstances, the accuracy and completeness of trade payables balance of Kshs.2,933,334 could not be confirmed.

2. Variances in Financial Statements

The statement of budgeted versus actuals amounts reflects total income final budget of Kshs.11,028,000 which differs from recomputed amount of Kshs.11,128,000 resulting in unexplained variance of Kshs.100,000.

In the circumstances, the accuracy of the statement of budget versus actual could not be confirmed.

3. Long Outstanding Receivables

The statement of financial assets and financial liabilities reflects accounts receivable balance of Kshs.2,966,003 in respect of fees arrears as disclosed in Note 10 to the financial statements. However, included in the balance are receivables amounting to Kshs.362,991 which had been outstanding for more than three (3) years.

In the circumstances, the recoverability of the receivables balance of Kshs.2,966,003 could not be confirmed.

The audit was conducted in accordance with International Standards of Supreme Audit Institutions (ISSAIs). I am independent of Isinya Boys Secondary School Management in accordance with ISSAI 130 on Code of Ethics. I have fulfilled other ethical responsibilities in accordance with the ISSAI and in accordance with other ethical requirements applicable to performing audit of financial statements in Kenya. I believe that the audit evidence I have obtained is sufficient and appropriate to provide a basis for my opinion.

Key Audit Matters

Key audit matters are those matters that, in my professional judgment, are of most significance in the audit of the financial statements. There were no key audit matters to report in the year under review.

REPORT ON LAWFULNESS AND EFFECTIVENESS IN USE OF PUBLIC RESOURCES

Conclusion

As required by Article 229(6) of the Constitution, based on the audit procedures performed, except for the matters described in the Basis for Conclusion on Lawfulness and Effectiveness in Use of Public Resources section of my report, I confirm that, nothing else has come to my attention to cause me to believe that public resources have not been applied lawfully and in an effective way.

Basis for Conclusion

1. Late Submission of Financial Statements for Audit

During the year under review, Management submitted the financial statements to the Auditor-General on 16 February, 2023 instead of the statutory deadline of 30 September, 2021. This was contrary to the Ministry of Education circular Ref. No: MOE/DSAS/FIN/17/1/17 dated 19 August, 2021 which stated that the School's financial statements should be ready by 30 September, 2021 in compliance with Section 81 of the Public Finance Management Act, 2012 on preparation of the financial statements.

In the circumstances, Management was in breach of the law.

2. Unconfirmed Students Enrolment Data

The statement of receipts and payments reflects capitation grants for tuition, capitation grants for operations and infrastructure grants totalling Kshs.6,109,896. Comparison of data from National Education Management and Information System (NEMIS) with records from the School revealed that during the six (6) months' period 2020/2021, NEMIS reflected one thousand six hundred and forty four(1,644) students while records from the

School had one thousands eight hundred and forty eight(1,848) students, resulting to an underfunding of the School. This was contrary to the Ministry of Education Circular No. MOE.HQS/3/13/3 dated 16 June, 2021 on implementation of Free Day Secondary Education (FDSE) which requires all learners be registered in NEMIS and the principals to ensure their records are accurate.

In the circumstances, underfunding of the School may have affected service delivery to the students.

3. Failure to Transfer of Infrastructure Funds from Operations Bank Account

The statement of receipts and payments reflects operations grants amount of Kshs.5,573,018 as disclosed in Note 2 to the financial statements from the Ministry of Education credited in the operations bank account. Included in the amount is Kshs.1,847,500 in respect of infrastructure grants which were to be transferred to infrastructure bank account for maintenance and improvement of the School's facilities. However, only Kshs.1,541,000 was transferred to infrastructure account, leaving a balance of Kshs.306,500 as at 30 June, 2021. This was contrary to The Ministry of Education Circular Ref. No: MOE.HQS/3/13/3 dated 16 June, 2021 which directed that infrastructure grants as well as maintenance and improvement funds should be transferred to the School infrastructure account fifteen (15) days upon receipt of the funds in the operations account.

In the circumstances, Management was in breach of the law.

4. Irregular Transfer of Funds to Kenya Secondary Schools Heads Association

The statement of receipts and payments reflects boarding and school fund payments amount of Kshs.6,204,864 as disclosed in Note 7 to the financial statements. Included in the expenditure is an amount of Kshs.98,400 transferred to Kenya Secondary Schools Heads Association (KESSHA as reflected in payment voucher number 2 and cheque number 640 dated 3 September, 2021. However, KESSHA is a welfare organization that draws its membership from School Principals only. The organization is not defined in Government Funding system and there is no assurance that it has implemented effective, efficient, and transparent financial management and internal control systems to manage the funds transferred by schools.

In the circumstances, value for money transferred to KESSHA amounting to Kshs.98,400 could not be confirmed.

5. Long Outstanding Payables

The statement of financial assets and financial liabilities and as disclosed in Note 11 to the financial statements reflects payables balance of Kshs.2,933,334. However, included in the balance are trade payables balance of Kshs.715,010 which had been outstanding for more than three (3) years. This was contrary to Section 53(8) of the Public

Procurement and Asset Disposal Act, 2015 which states that 'an Accounting Officer shall not commence any procurement proceedings until satisfied that sufficient funds to meet the obligations of the resulting contract (s) are reflected in approved budget estimates'.

In the circumstances, the School Management was in breach of the law and there is risk loss of public funds through litigations, interests and penalties.

The audit was conducted in accordance with ISSAI 4000. The standard requires that I comply with ethical requirements and plan and perform the audit to obtain assurance about whether the activities, financial transactions and information reflected in the financial statements are in compliance, in all material respects, with the authorities that govern them. I believe that the audit evidence I have obtained is sufficient and appropriate to provide a basis for my conclusion.

REPORT ON EFFECTIVENESS OF INTERNAL CONTROLS, RISK MANAGEMENT AND GOVERNANCE

Conclusion

As required by Section 7(1)(a) of the Public Audit Act, 2015 and based on the audit procedures performed, except for the matters described in the Basis for Conclusion on Effectiveness of Internal Controls, Risk Management and Governance section of my report, I confirm that nothing else has come to my attention to cause me to believe that internal controls, risk management and governance were not effective.

Basis for Conclusion

1. Excess Supply of Books

During the period under review, the Ministry of Education distributed textbooks to public secondary schools through Kenya Institute of Curriculum Development (KICD). Audit verification revealed that the Institute distributed books to the School. The books delivered to the School were more than the number of students taking the various subjects resulting to unexplained one hundred and ninety-two (192) excess textbooks in the School library as at the time of audit.

In the circumstances, value for money on the excess one hundred and ninety-two (192) text books could not be confirmed.

2. Lack of Ownership Documents

Annex 2 to the financial statements reflects summary of fixed assets register balance of Kshs.45,057,050 in respect of fixed assets which includes land with a balance of Kshs.9,600,000. However, land ownership documents were not provided for audit.

In the circumstances, the ownership and safe custody of the fixed assets could not be confirmed.

3. Lack of an Updated Fixed Assets Register

Annex 2 to financial statement reflects summary of fixed assets register balance of Kshs.45,057,050. However, the register lacked critical information in the description of the asset like the item code and asset serial number. Further, it was established that School assets were not tagged. This is contrary to Section 143(1) of Public Finance Management (National Government) Regulations, 2015 prescribes that the Accounting Officer shall be responsible for maintaining a register of assets under his or her control or possession as prescribed by the relevant laws.

4. Lack of a Procurement Function

During the audit it was established that the School had no procurement function contrary to Section 47(1) and (2) of the Public Procurement and Disposal Act, 2015 which states that a procurement function shall be handled by procurement professionals whose qualifications are recognized in Kenya. (2) The head of the procurement function shall among other functions under this Act, be responsible for rendering procurement professional advice to the accounting officer.

In the circumstances, Management was in breach of law.

The audit was conducted in accordance with ISSAI 2315 and ISSAI 2330. The standards require that I plan and perform the audit to obtain assurance about whether effective processes and systems of internal controls, risk management and overall governance were operating effectively, in all material respects. I believe that the audit evidence I have obtained is sufficient and appropriate to provide a basis for my conclusion.

Responsibilities of Management and those Charged with Governance

Management is responsible for the preparation and fair presentation of the financial statements in accordance with International Public Sector Accounting Standards (Cash Basis) and for maintaining effective internal controls as Management determines is necessary to enable the preparation of the financial statements that are free from material misstatement, whether due to fraud or error and for its assessment of the effectiveness of internal control, risk management and overall governance.

In preparing the financial statements, Management is responsible for assessing the School's ability to continue to sustain its services, disclosing, as applicable, matters related to sustainability of services and using the applicable basis of accounting unless Management is aware of the intention to terminate the School or to cease operations.

Management is also responsible for the submission of the financial statements to the Auditor-General in accordance with the provisions of Section 47 of the Public Audit Act, 2015.

In addition to the responsibility for the preparation and presentation of the financial statements described above, Management is also responsible for ensuring that the activities, financial transactions and information reflected in the financial statements are in compliance with the authorities which govern them, and that public resources are applied in an effective way.

Those charged with governance are responsible for overseeing the School's financial reporting process, reviewing the effectiveness of how Management monitors compliance with relevant legislative and regulatory requirements, ensuring that effective processes and systems are in place to address key roles and responsibilities in relation to governance and risk management, and ensuring the adequacy and effectiveness of the control environment.

Auditor-General's Responsibilities for the Audit

The audit objectives are to obtain reasonable assurance about whether the financial statements as a whole are free from material misstatement, whether due to fraud or error, and to issue an auditor's report that includes my opinion in accordance with the provisions of Section 48 of the Public Audit Act, 2015 and submit the audit report in compliance with Article 229(7) of the Constitution. Reasonable assurance is a high level of assurance, but is not a guarantee that an audit conducted in accordance with ISSAIs will always detect a material misstatement and weakness when it exists. Misstatements can arise from fraud or error and are considered material if, individually or in the aggregate, they could reasonably be expected to influence the economic decisions of users taken on the basis of these financial statements.

In addition to the audit of the financial statements, a compliance audit is planned and performed to express a conclusion about whether, in all material respects, the activities, financial transactions and information reflected in the financial statements are in compliance with the authorities that govern them and that public resources are applied in an effective way, in accordance with the provisions of Article 229(6) of the Constitution and submit the audit report in compliance with Article 229(7) of the Constitution.

Further, in planning and performing the audit of the financial statements and audit of compliance, I consider internal control in order to give an assurance on the effectiveness of internal controls, risk management and overall governance processes and systems in accordance with the provisions of Section 7(1)(a) of the Public Audit Act, 2015 and submit the audit report in compliance with Article 229(7) of the Constitution. My consideration of the internal controls would not necessarily disclose all matters in the internal control that might be material weaknesses under the ISSAIs. A material weakness is a condition in which the design or operation of one or more of the internal control components does not

reduce to a relatively low level the risk that misstatements caused by error or fraud in amounts that would be material in relation to the financial statements being audited may occur and not be detected within a timely period by employees in the normal course of performing their assigned functions.

Because of its inherent limitations, internal controls may not prevent or detect misstatements and instances of non-compliance. Also, projections of any evaluation of effectiveness to future periods are subject to the risk that controls may become inadequate because of changes in conditions, or that the degree of compliance with the policies and procedures may deteriorate.

As part of an audit conducted in accordance with ISSAIs, I exercise professional judgment and maintain professional skepticism throughout the audit. I also:

- Identify and assess the risks of material misstatement of the financial statements, whether due to fraud or error, design and perform audit procedures responsive to those risks, and obtain audit evidence that is sufficient and appropriate to provide a basis for my opinion. The risk of not detecting a material misstatement resulting from fraud is higher than for one resulting from error, as fraud may involve collusion, forgery, intentional omissions, misrepresentations, or the override of internal controls.
- Evaluate the appropriateness of accounting policies used and the reasonableness of accounting estimates and related disclosures made by Management.
- Conclude on the appropriateness of Management's use of applicable basis of accounting and, based on the audit evidence obtained, whether a material uncertainty exists related to events or conditions that may cast significant doubt on the School's ability to sustain its services. If I conclude that a material uncertainty exists, I am required to draw attention in the auditor's report to the related disclosures in the financial statements or, if such disclosures are inadequate, to modify my opinion. My conclusions are based on the audit evidence obtained up to the date of my audit report. However, future events or conditions may cause the School to cease to sustain its services.
- Evaluate the overall presentation, structure and content of the financial statements, including the disclosures and whether the financial statements represent the underlying transactions and events in a manner that achieves fair presentation.
- Obtain sufficient appropriate audit evidence regarding the financial information and business activities of the School to express an opinion on the financial statements.
- Perform such other procedures as I consider necessary in the circumstances.

I communicate with Management regarding, among other matters, the planned scope and timing of the audit and significant audit findings, including any significant deficiencies in internal controls that are identified during the audit.

I also provide Management with a statement that I have complied with relevant ethical requirements regarding independence and communicate with them all relationships and other matters that may reasonably be thought to bear on my independence and where applicable, related safeguards.


FCPA Nancy Gathungu, CBS
AUDITOR-GENERAL

Nairobi

5 November, 2024

V. Statement Of Receipts And Payments Period To 30th June 2021

| Description Of Vote Head | Note | 2020-2021 | 2019-2020 |
|--|------|----------------------|----------------------|
| | | Kshs | Kshs |
| Receipts | | | |
| Government grants for tuition | 1 | 536,878.00 | 1,237,498.00 |
| Government grants for operations | 2 | 5,573,018.00 | 5,831,346.00 |
| School fund income- parents' contributions | 3 | 6,842,497.00 | 6,763,285.00 |
| Other incomes | 4 | 2,394,925.00 | 72,177.00 |
| Total Receipts | | 15,347,318.00 | 13,904,306.00 |
| Payments | | | |
| Tuition | 5 | 583,735.00 | 1,264,550.00 |
| Operations | 6 | 5,345,456.00 | 5,607,784.00 |
| Boarding and school fund | 7 | 6,204,864.00 | 7,395,293.00 |
| Total Payments | | 12,134,055.00 | 14,267,627.00 |
| Surplus/Deficit | | 3,213,263.00 | (363,321.00) |

The school financial statements were approved on 19/8/24 2024 and signed by:

VEN OLE WOIKA

Name: VEN OLE WOIKA

Chair BOM

Date: 19/8/24

STEPHEN SEUL LEKESI

Name: STEPHEN SEUL LEKESI
School Principal/ Secretary to BOM


Date: 19/8/24

JUACH MUTUNGI MIRI T

Name: JUACH MUTUNGI MIRI T

Bursar/ Finance Officer

Date: 19/8/24



VI. Statement Of Financial Assets And Financial Liabilities As At 30th June 2021

| Description | Note | 2020-2021 Kshs | 2019- 2020 Kshs |
|---------------------------------------|------|---------------------|---------------------|
| Financial Assets | | | |
| Cash and cash equivalents | | | |
| Bank balances | 8 | 2,573,049.00 | (563,243.00) |
| Cash balances | 9 | 211,938.00 | 70,257.00 |
| Total cash and cash equivalent | | 2,784,987.00 | (492,986.00) |
| Account's receivables | 10 | 2,966,003.00 | 3,159,302.00 |
| Total financial assets | | 5,750,990.00 | 2,666,316.00 |
| Financial liabilities | | | |
| Accounts payables | 11 | 2,933,334.00 | 3,061,923.00 |
| Net financial assets | | 2,817,656.00 | (395,607.00) |
| Represented by | | | |
| Accumulated fund b/fwd. | 12 | (395,607.00) | (32,286.00) |
| Surplus/deficit for the year | | 3,213,263.00 | (363,321.00) |
| Net financial position | | 2,817,656.00 | (395,607.00) |

The school's financial statements were approved on 19/8/2024 2024 and signed by:

VEN. DR. NTOIKA
 Name: VEN. DR. NTOIKA
 Chair BOM
 Date: 19/8/2024

STEPHEN BOUL LEWOSI
 Name: STEPHEN BOUL LEWOSI
 School Principal/ Secretary to
 BOM
 Date: 19/8/2024

JOASH MUTUGI MUKETI
 Name: JOASH MUTUGI MUKETI
 Bursar/ Finance Officer
 Date: 19/8/2024



VII. Statement of Cash Flows for The Period Ended 30th June 2021

| | | 2020-2021 | 2019-2020 |
|---|---|----------------------|----------------------|
| | | Kshs | Kshs |
| Cash from Operating Activities | | | |
| Receipts | | | |
| Government grants for tuition | 1 | 536,878.00 | 1,237,498.00 |
| Government grants for operations | 2 | 5,573,018.00 | 5,831,346.00 |
| School fund income- parents contributions/ fees | 3 | 6,842,497.00 | 6,763,285.00 |
| Other income | 4 | 2,394,925.00 | 72,177.00 |
| Total receipts | | 15,347,318.00 | 13,904,306.00 |
| Payments | | | |
| Cash outflows for tuition | 5 | 583,735.00 | 1,264,550.00 |
| Cash outflows for operations | 6 | 5,345,456.00 | 5,607,784.00 |
| Cash outflows Boarding/lunch and school fund payments | 7 | 6,204,864.00 | 7,395,293.00 |
| Total payments | | 12,134,055.00 | 14,267,627.00 |
| Net cash inflow/outflow from operating activities | | 3,213,263.00 | (363,321.00) |
| | | | |
| Adjustments | | | |
| (Increase) /Decrease in Accounts receivables | | 193,299.00 | (882,330.00) |
| Increase/(Decrease)in Accounts Payables | | (128,589.00) | 862,246.00 |
| | | | |
| Cash flow from investing activities | | | |
| Acquisition of assets | | | |
| Proceeds from sale of Assets | | | |
| Purchase of investments | | | |
| Net cash inflow/outflows from investing activities | | | |
| | | | |
| Cash flow from Financing activities | | | |
| Proceeds from borrowings/ loans | | | |
| Net cash inflow/outflow from financing activities | | | |
| | | | |
| Net increase/decrease in cash and cash equivalents | | 3,277,973.00 | (383,405.00) |
| Cash and cash equivalent at beginning of the FY 2021 | | (492,986.00) | (109,581.00) |
| Cash and cash equivalent at end of the FY 2021 | | 2,784,987.00 | (492,986.00) |
| | | | |

VIII. Statement of Budgeted Versus Actual Amounts for The Year Ended 30th June 2021

| Receipt/Expenses Item | Original Budget | Adjustments | Final Budget | Actual on Comparable Basis | Budget Utilization Difference | % of Utilization |
|---|-----------------|-------------|--------------|----------------------------|-------------------------------|------------------|
| | a | b | c=a+b | d | e=c-d | f=d/c % |
| | Kshs | Kshs | | | Kshs | Kshs |
| Receipts | | | | | | |
| | | | | | | |
| (1) Capitation Grant on Tuition | | | | | | |
| Reference Materials | 200,000.00 | 0.00 | 200,000.00 | 0.00 | 0.00 | 0.00% |
| Exercise Books | 96,000.00 | 0.00 | 96,000.00 | 0.00 | 0.00 | 0.00% |
| Laboratory Equipment | 400,000.00 | 0.00 | 400,000.00 | 0.00 | 0.00 | 0.00% |
| Internal Exams | 40,000.00 | 0.00 | 40,000.00 | 0.00 | 0.00 | 0.00% |
| Teaching / Learning Materials | 300,000.00 | 0.00 | 300,000.00 | 536,878.00 | (236,878.00) | 134.22% |
| Exams And Assessment | 45,000.00 | 0.00 | 45,000.00 | 0.00 | 0.00 | 0.00% |
| | | | | | | |
| (2) Capitation Grant on Operations | | | | | | |
| Personnel Emoluments | 1,100,000.00 | 0.00 | 1,100,000.00 | 1,337,625.00 | (237,625.00) | 121.6% |
| Repairs And Maintenance | 420,000.00 | 0.00 | 420,000.00 | 103,750.00 | 316,250.00 | 24.70% |
| Local Transport / Travelling | 300,000.00 | 0.00 | 300,000.00 | 294,684.00 | 5,316.00 | 98.22% |
| Electricity And Water | 350,000.00 | 0.00 | 350,000.00 | 343,370.00 | 6,630.00 | 98.81% |
| Medical | 398,000.00 | 0.00 | 398,000.00 | 0.00 | 0.00 | 0.00% |
| Administration Costs | 230,000.00 | 0.00 | 230,000.00 | 311,753.00 | (81,753.00) | 135.54% |
| Activity | 260,000.00 | 0.00 | 260,000.00 | 0.00 | 0.00 | 0.00% |

| Receipt/Expenses Item | Original Budget | Adjustments | Final Budget | Actual on Comparable Basis | Budget Utilization Difference | % of Utilization |
|---|----------------------|-------------|----------------------|----------------------------|-------------------------------|------------------|
| <i>(3) Fees Charged on Parents</i> | | | | | | |
| Personnel Emoluments | 1,100,000.00 | 0.00 | 1,100,000.00 | 838,310.00 | 261,690.00 | 76.21% |
| Repairs And Maintenance | 420,000.00 | 0.00 | 420,000.00 | 272,079.00 | 147,921.00 | 64.47% |
| Local Transport / Travelling | 300,000.00 | 0.00 | 300,000.00 | 264,737.00 | 35,263.00 | 88.82% |
| Electricity And Water | 311,000.00 | 0.00 | 311,000.00 | 273,866.00 | 37,134.00 | 88.81% |
| Medical | 398,000.00 | 0.00 | 398,000.00 | 0.00 | 000 | 0.00% |
| Administration Costs | 300,000.00 | 0.00 | 300,000.00 | 266,543.00 | 33,457.00 | 88.84% |
| Activity | 60,000.00 | 0.00 | 60,000.00 | 25,505.00 | 34,495.00 | 42.51% |
| Smasse | 0.00 | 0.00 | 0.00 | 0.00 | 0.00 | 0.00% |
| Fee On Boarding Equipment and Stores | 4,100,000.00 | 0.00 | 4,100,000.00 | 4,707,217.00 | (607,217.00) | 114.81% |
| <i>Other Income</i> | | | | | | |
| Rent Income | 0.00 | 0.00 | 0.00 | 0.00 | 0.00 | 0.00% |
| Income From Farming Activities | 0.00 | 0.00 | 0.00 | 0.00 | 0.00 | 0.00% |
| Insurance Compensation | 0.00 | 0.00 | 0.00 | 0.00 | 0.00 | 0.00% |
| Income From Posho Mill | 0.00 | 0.00 | 0.00 | 0.00 | 0.00 | 0.00% |
| Income From Bus Hire | 0.00 | 0.00 | 0.00 | 0.00 | 0.00 | 0.00% |
| Fee For Hire of Ground And Equipment | 0.00 | 0.00 | 0.00 | 0.00 | 0.00 | 0.00% |
| Interest Income | 0.00 | 0.00 | 0.00 | 0.00 | 0.00 | 0.00% |
| Income From Any Other Investment | 0.00 | 0.00 | 0.00 | 0.00 | 0.00 | 0.00% |
| Total Income | 11,028,000.00 | | 11,028,000.00 | 9,576,317.00 | (285,317.00) | |
| <i>(1) Expenditure For Tuition</i> | | | | | | |

| Receipt/Expenses Item | Original Budget | Adjustments | Final Budget | Actual on Comparable Basis | Budget Utilization Difference | % of Utilization |
|---------------------------------------|-----------------|-------------|--------------|----------------------------|-------------------------------|------------------|
| Reference Materials | 200,000.00 | 0.00 | 200,000.00 | 0.00 | 0.00 | 0.00% |
| Exercise Books | 96,000.00 | 0.00 | 96,000.00 | 50,000.00 | 46,000.00 | 52.08% |
| Laboratory Equipment | 400,000.00 | 0.00 | 400,000.00 | 493,455.00 | (93,455.00) | 98.69% |
| Internal Exams | 40,000.00 | 0.00 | 40,000.00 | 0.00 | 0.00 | 0.00% |
| Teaching / Learning Materials | 300,000.00 | 0.00 | 300,000.00 | 38,840.00 | 261,160.00 | 97.10% |
| Exams And Assessment | 45,000.00 | 0.00 | 45,000.00 | 0.00 | 0.00 | 0.00% |
| Teachers Guides | 0.00 | 0.00 | 0.00 | 0.00 | 0.00 | 0.00% |
| Administration Costs | 0.00 | 0.00 | 0.00 | 0.00 | 0.00 | 0.00% |
| Bank Charges | 1,440.00 | 0.00 | 1,440.00 | 1,440.00 | 0.00 | 0.00% |
| | | | | | | |
| (2) Expenditure For Operations | | | | | | |
| Personnel Emoluments | 1,100,000.00 | 0.00 | 1,100,000.00 | 586,135.00 | 513,865.00 | 53.33% |
| Repairs, Maintenance & Improvements | 420,000.00 | 0.00 | 420,000.00 | 565,820.00 | 34,180.00 | 94.30% |
| Local Transport / Travelling | 300,000.00 | 0.00 | 300,000.00 | 76,500.00 | 223,500.00 | 25.50% |
| Electricity, Water and Conservancy | 362,859.00 | 0.00 | 362,859.00 | 288,242.00 | 74,617.00 | 79.43% |
| Medical | 398,000.00 | 0.00 | 398,000.00 | 0.00 | 0.00 | 0.00% |
| Administration Costs | 230,000.00 | 0.00 | 230,000.00 | 1,118,157.00 | (888,157.00) | 486.15% |
| Activity Expenses | 131,550.00 | 0.00 | 131,550.00 | 131,550.00 | 0.00 | 0.00% |
| Nhif | 68,800.00 | 0.00 | 68,800.00 | 68,800.00 | 68,800.00 | 100% |
| 1Nssf | 133,691.00 | 0.00 | 133,691.00 | 133,691.00 | 133,691.00 | 100% |
| paye | 10,000.00 | 0.00 | 10,000.00 | 10,000.00 | 10,000.00 | 100% |
| Gratuity | 0.00 | 0.00 | 0.00 | 0.00 | 0.00 | 0.00% |

| Receipt/Expenses Item | Original Budget | Adjustments | Final Budget | Actual on Comparable Basis | Budget Utilization Difference | % of Utilization |
|--|----------------------|-------------|----------------------|----------------------------|-------------------------------|------------------|
| Smasse | 0.00 | 0.00 | 0.00 | 0.00 | 0.00 | 0.00% |
| (3) Expenditure For School Fund | | | | | | |
| Personnel Emoluments | 1,100,000.00 | 0.00 | 1,100,000.00 | 445,360.00 | 644,640.00 | 40.48% |
| Repairs, Maintenance and Improvements | 420,000.00 | 0.00 | 420,000.00 | 712,545.00 | (312,545.00) | 169.65% |
| Local Transport / Travelling | 300,000.00 | 0.00 | 300,000.00 | 246,000.00 | 54,000.00 | 82.00% |
| Electricity, Water and Conservancy | 311,000.00 | 0.00 | 311,000.00 | 528,527.00 | (217,527.00) | 169.94% |
| Medical Expenses | 21,220.00 | 0.00 | 21,220.00 | 21,220.00 | 0.00 | 0.00% |
| Administration Costs | 400,000.00 | 0.00 | 400,000.00 | 568,412.00 | (168,412.00) | 142.10% |
| Activity | 60,000.00 | 0.00 | 60,000.00 | 49,500.00 | 10,500.00 | 82.50% |
| Gratuity | 0.00 | 0.00 | 0.00 | 0.00 | 0.00 | 0.00% |
| Lunch Programme | 0.00 | 0.00 | 0.00 | 0.00 | 0.00 | 0.00% |
| Boarding Equipment and Stores | 4,100,000.00 | 0.00 | 4,100,000.00 | 3,100,740.00 | 999,260.00 | 75.62% |
| Expenditure For Income Generating Activity | 0.00 | 0.00 | 0.00 | 0.00 | 0.00 | 0.00% |
| Nhif | 20,000.00 | 0.00 | 20,000.00 | 20,000.00 | 20,000.00 | 100% |
| Nssf | 55,440.00 | 0.00 | 55,440.00 | 55,440.00 | 55,440.00 | 100% |
| Kudhehia Workers | 3,000.00 | 0.00 | 3,000.00 | 3,000.00 | 3,000.00 | 100% |
| Bank Charges | 0.00 | 0.00 | 0.00 | 0.00 | 0.00 | 0.00% |
| Loan Interest Repayment | 0.00 | 0.00 | 0.00 | 0.00 | 0.00 | 0.00% |
| Loan Principal Repayment | 0.00 | 0.00 | 0.00 | 0.00 | 0.00 | 0.00% |
| Acquisition Of Assets | 0.00 | 0.00 | 0.00 | 0.00 | 0.00 | 0.00% |
| Totals | 11,028,000.00 | 0.00 | 11,028,000.00 | 9,313,374.00 | 1,472,557.00 | |

i) Vote heads with income 0% utilization were amounts of capitations we expected to receive from the GOK but we did not due to policy change by the MOE.

ii)Vote heads with income less than Vote heads with income less than 90% utilization were amounts of capitations we expected to receive from the GOK but received less after missing targeted enrolment were amounts of capitations we expected to receive from the GOK but received less after missing targeted enrolment during the period.

Therefore we were unable to utilize more 90% in most of our vote heads expenditure due factors outlined in note i and ii.

iii) Vote heads with more than 100% vote heads utilization were amounts on expenditure was due to price increase in prices of commodities in the market.

IX. Significant Accounting Policies

The principal accounting policies adopted in the preparation of these financial statements are set out below:

1. Statement of compliance and basis of preparation

The financial statements have been prepared in accordance with and comply with International Public Sector Accounting Standards (IPSAS) with particular emphasis on Cash Basis Financial Reporting under the Cash Basis of Accounting and applicable government legislations and regulations. The financial statements comply with and conform to the form of presentation prescribed by the Public Sector Accounting Standards Board of Kenya.

This cash basis of accounting has been supplemented with accounting for; a) receivables that include imprest, salary advances and other receivables and b) payables that include deposits and retentions and payables from operations.

The financial statements are presented in Kenya Shillings, which is the functional and reporting currency of the *school*, and all values are rounded to the nearest Kenya Shilling (Kshs). The accounting policies adopted have been consistently applied to all the years presented.

The financial statement has been prepared for 6 months from 1st January 2021 to 30th June 2021. Subsequently, financial statements will be prepared for 12 months from 1st July to 30th June each year. The reason for preparing financial statements for a longer period is the adoption of IPSAS for schools and the change from implementing the government fiscal year instead of the calendar year for schools.

2. Recognition of receipts and payments

The *school* recognises all receipts from the various sources when the event occurs, and the related cash has actually been received by the *school*. In addition, the *school* recognises all expenses when the event occurs, and the related cash has actually been paid out by the *school*.

3. In-kind contributions

In-kind contributions are donations that are made to the *school* in the form of actual goods and/or services rather than in money or cash terms. These donations may include vehicles, equipment or personnel services. Where the financial value received for in-kind contributions can be reliably determined, the *school* includes such value in the statement of receipts and payments both as a receipt and as a payment in equal and opposite amounts; otherwise, the contribution is not recorded.

4. Cash and cash equivalents

Cash and cash equivalents comprise cash on hand and cash at bank, short-term deposits on call and highly liquid investments with an original maturity of three months or less, which are readily convertible to known amounts of cash and are subject to insignificant risk of changes in value. Bank account balances include amounts held at various financial institutions at the end of the financial year.

Significant Accounting Policies (Continued)

5. Accounts Receivable

For the purposes of these financial statements, imprests and advances to authorised public officers and/or institutions which were not surrendered or accounted for at the end of the financial year are treated as receivables. This is in recognition of the government practice where the imprest payments are recognized as expenditure when fully accounted for by the imprest or AIE holders. This is an enhancement to the cash accounting policy. Other accounts receivables are disclosed in the financial statements.

6. Accounts Payable

For the purposes of these financial statements, deposits and retentions held on behalf of third parties have been recognized as accounts payables. This is in recognition of the government practice of retaining a portion of contracted services and works pending fulfilment of obligations by the contractor and to hold deposits on behalf of third parties. This is an enhancement to the cash accounting policy adopted by National Government Ministries and agencies. Other liabilities including pending bills are disclosed in the financial statements. Pending bills consist of unpaid liabilities at the end of the financial year arising from contracted goods or services during the year or in past years.

7. Non-current assets

Non-current assets are expensed at the time of acquisition while disposal proceeds are recognized as receipts at the time of disposal. However, the acquisitions and disposals are reflected in the school fixed asset register a summary of which is provided as a memorandum to these financial statements.

8. Budget

The budget is developed on the same accounting basis (cash basis), the same accounts classification basis, and for the same period as the financial statements. The *school's* budget was approved by the School Board of Management. A comparison of the actual performance against the comparable budget for the financial year under review has been included in the financial statements.

9. Comparative figures

Where necessary comparative figures for the previous financial year have been amended or reconfigured to conform to the required changes in presentation.

10. Subsequent events

There have been no events subsequent to the financial year end with a significant impact on the financial statements for the year ended 30th June 2021.

Reports and Financial Statements For the year ended 30th June 2021

X. Notes To The Financial Statements

1 Capitation Grant for Tuition

| Description | 2020-2021 | 2019- 2020 |
|-------------------------------|-------------------|---------------------|
| | Kshs | Kshs |
| Teaching / Learning Materials | 536,878.00 | 1,237,498.00 |
| Total | 536,878.00 | 1,237,498.00 |

2 Capitation Grant for Operations

| Description | 2020-2021 | 2019-2020 |
|------------------------------|---------------------|---------------------|
| | Kshs | Kshs |
| Personnel Emoluments | 1,337,625.00 | 1,554,664.00 |
| Repairs And Maintenance | 103,750.00 | 0.00 |
| Local Transport / Travelling | 294,649.00 | 233,437.00 |
| Electricity And Water | 343,370.00 | 302,490.00 |
| Administration Costs | 311,753.00 | 266,097.00 |
| Activity | 0.00 | 134,000.00 |
| Maintenance&Improvement | 1,435,880.00 | 1,489,000.00 |
| Medical/insurance | 0.00 | 67,000.00 |
| Infrastructure | 1,533,500.00 | 1,646,126.00 |
| Nhif | 68,800.00 | 16,000.00 |
| Nssf | 133,691.00 | 122,532.00 |
| Paye | 10,000.00 | 0.00 |
| Total | 5,573,018.00 | 5,831,346.00 |

Reports and Financial Statements For the year ended 30th June 2021

3. Parents Contribution/Fees -School Fund Account

| Description | FY2020-2021 | 2019-2020 |
|--------------------------------------|---------------------|---------------------|
| | Kshs | Kshs |
| Personnel emoluments | 838,310.00 | 795,079.00 |
| Repairs and maintenance | 272,079.00 | 260,364.00 |
| Local transport / travelling | 264,737.00 | 250,013.00 |
| Electricity and water | 273,866.00 | 253,948.00 |
| Administration costs | 266,543.00 | 250,543.00 |
| Activity | 25,505.00 | 35,145.00 |
| Fee on Boarding Equipment and stores | 4,707,217.00 | 4,750,817.00 |
| Caution | 115,800.00 | 0.00 |
| Nhif | 20,000.00 | 28,000.00 |
| Nssf | 55,440.00 | 139,376.00 |
| Kudheiha Workers | 3,000.00 | 0.00 |
| Total | 6,842,497.00 | 6,763,285.00 |

4. Other Receipts -School Fund Account

| Description | 2020-2021 | 2019-2020 |
|-------------------------------|---------------------|------------------|
| | Kshs | Kshs |
| Other Income –Parents welfare | 394,925.00 | 69,367.00 |
| Other Income -NG-CDF | 2,000,000.00 | 2,810.00 |
| Total | 2,394,925.00 | 72,177.00 |

5. Payments for Tuition

| Description | 2020-2021 | 2019- 2020 |
|-------------------------------|-------------------|---------------------|
| | Kshs | Kshs |
| Laboratory Equipment | 493,455.00 | 197,600.00 |
| Exercise Books | 50,000.00 | 183,600.00 |
| Teaching / Learning Materials | 38,840.00 | 771,600.00 |
| Internal Exams | 0.00 | 111,150.00 |
| Bank Charges | 1,440.00 | 600.00 |
| Total | 583,735.00 | 1,264,550.00 |

Isinya Boys Secondary School

Reports and Financial Statements For the year ended 30th June 2021

Notes to the Financial Statements (continued)

6. Payments for Operations

| Description | 2020-2021 | 2019-2020 |
|--|---------------------|---------------------|
| | Kshs | Kshs |
| Personnel Emoluments | 586,135.00 | 564,946.00 |
| Service Gratuity | 0.00 | 0.00 |
| Administration Cost | 1,118,157.00 | 964,985.00 |
| Repairs And Maintenance & Improvements | 565,820.00 | 1,534,125.00 |
| Local Transport / Travelling | 76,500.00 | 114,000.00 |
| Electricity And Water | 288,424.00 | 319,536.00 |
| Activity Expenses | 131,550.00 | 311,060.00 |
| Maintenance&Improvement | 924,500.00 | 0.00 |
| Infrastructure | 1,438,509.00 | 1,659,460.00 |
| Bank charges | 3,370.00 | 1,140.00 |
| Nhif | 68,800.00 | 16,000.00 |
| Nssf | 133,691.00 | 122,532.00 |
| Paye | 10,000.00 | 0.00 |
| Total | 5,345,456.00 | 5,607,784.00 |

Notes to the Financial Statements (continued)

7. Boarding And School Fund Payments

| Description | 2020-2021 | 2019-2020 |
|--|---------------------|---------------------|
| | Kshs | Kshs |
| Personnel Emoluments | 445,360.00 | 955,490.00 |
| Repairs And Maintenance & Improvements | 712,545.00 | 1,323,460.00 |
| Local Transport / Travelling | 246,000.00 | 68,925.00 |
| Electricity And Water | 528,527.00 | 367,812.00 |
| Medical Expenses | 21,220.00 | 8,350.00 |
| Administration Costs | 568,412.00 | 887,460.00 |
| Bank Charges | 600.00 | 0.00 |
| Fee On Boarding Equipment and Stores | 3,100,740.00 | 3,389,420.00 |
| Activity Expenses | 49,500.00 | 227,000.00 |
| Nhif | 20,000.00 | 28,000.00 |
| Nssf | 55,440.00 | 139,376.00 |
| Kudheiha Workers | 3,000.00 | 0.00 |
| Others –Parents welfare | 453,520.00 | 0.00 |
| Total | 6,204,864.00 | 7,395,293.00 |

Notes to the Financial Statements (continued)

8. Bank Accounts

| Account Name & Currency | Status | Bank Account Number | 2020-2021 | 2019-2020 |
|------------------------------------|-----------------------|----------------------------|---------------------|---------------------|
| | Active/Dormant | | Kshs | Kshs |
| Tuition Account | Active | 0860299236604 | (2,562.00) | 44,295.00 |
| Operations Account | Active | 0860299236595 | 275,245.00 | 231,207.00 |
| School Fund Account/Boarding | Active | 0860262307164 | 140,887.00 | (968,488.00) |
| Infrastructure Account | Active | 0860275178478 | 147,697.00 | 57,566.00 |
| CDf Account | Active | 0700263655427 | 2,002,810.00 | 2,810.00 |
| Parents welfare Account | Active | 0860275958761 | 8,972.00 | 69,367.00 |
| Total | | | 2,573,049.00 | (563,243.00) |

9. Cash In Hand

| Description | 2020-2021 | 2019-2020 |
|-------------------------|-------------------|------------------|
| | Kshs | Kshs |
| Operation Account | 66,495.00 | 13,095.00 |
| School Fund Account | 129,753.00 | 44,162.00 |
| Infrastructural Account | 14,490.00 | 13,000.00 |
| Parent Welfare Account | 1,200.00 | 0.00 |
| Total | 211,938.00 | 70,257.00 |

Isinya Boys Secondary School

Reports and Financial Statements For the year ended 30th June 2021

Notes to the Financial Statements (continued)

10. a Accounts Receivable

| Description | 2020-2021 | 2019-2020 |
|--|---------------------|---------------------|
| | Kshs | Kshs |
| Fees Arrears | 2,958,003.00 | 3,159,302.00 |
| Other Non-Fees Receivables | | |
| Salary Advances (list/schedule attached) | 8,000.00 | 0.00 |
| Total | 2,966,003.00 | 3,159,302.00 |

10. b Ageing Analysis of Accounts Receivable

| Description | 2020-2021 | | 2019-2020 | |
|--------------------|---------------------|----------------|---------------------|----------------|
| | Kshs | | Kshs | |
| | 2020-2021 | % of the total | 2020 | % of the total |
| Less than 1 year | 849,804.00 | 28.73% | 1,146,053.00 | 36.63% |
| Between 1- 2 years | 1,146,053.00 | 38.74% | 599,155.00 | 18.96% |
| Between 2-3 years | 599,155.00 | 20.26% | 954,001.00 | 30.19% |
| Over 3 years | 362,991.00 | 12.27% | 460,093.00 | 14.56% |
| Total | 2,958,003.00 | 100% | 3,159,302.00 | 100% |

11 a. Accounts Payable

| Description | 2020-2021 | 2019-2020 |
|---|---------------------|---------------------|
| | Kshs | Kshs |
| Trade Creditors (See Ageing Below and Appendix 1) | 2,023,487.00 | 2,891,652.00 |
| Prepaid Fees | 794,047.00 | 67,571.00 |
| Caution money | 115,800.00 | 102,700.00 |
| Total | 2,933,334.00 | 3,061,923.00 |

Notes to the Financial Statements (continued)

11 b. Ageing Analysis of Accounts Payable

| Description | 2020-2021 | | 2019-2020 | |
|--------------------------------------|---------------------|----------------|---------------------|----------------|
| | Kshs | | Kshs | |
| | 2020-2021 | % of the total | 2020 | % of the total |
| Less than 1 year | 0.00 | 0.00% | 691,975.00 | 23.93% |
| Between 1- 2 years | 691,975.00 | 34.20% | 616,502.00 | 21.32% |
| Between 2-3 years | 616,502.00 | 30.46% | 498,265.00 | 17.23% |
| Over 3 years | 715,010.00 | 35.34% | 1,084,910.00 | 37.52% |
| Total (should tie to note 14) | 2,023,487.00 | 100% | 2,891,652.00 | 100% |

12. Fund Balance Brought Forward

| Description | 2020-2021 | 2019-2020 |
|------------------------|---------------------|--------------------|
| | Kshs | Kshs |
| Bank Balances | (563,243.00) | (117,450.00) |
| Cash Balances | 70,257.00 | 7,869.00 |
| Short Term Investments | 0.00 | 0.00 |
| Receivables | 3,159,302.00 | 2,276,972.00 |
| Payables | (3,061,923.00) | (2,199,677.00) |
| Total | (395,607.00) | (32,286.00) |

Isinya Boys Secondary School

Reports and Financial Statements For the year ended 30th June 2021

Other important disclosure notes

IPSAS Cash Standard encourages an entity to disclose accrual related information in relation to an entity's assets and liabilities. The notes outlined below are disclosure notes in relation to the school's non- financial assets and liabilities.

13. Biological assets

| Description | Numbers | 2020-2021 | 2019-2020 |
|--------------|---------|-------------------|-------------|
| | | Kshs | Kshs |
| Trees | 343 | 343,000.00 | 0.00 |
| Total | | 343,000.00 | 0.00 |

Other important disclosure notes

14. Stock/ Inventory

| | 2020-2021 | 2019-2020 |
|--|------------------|------------------|
| | Kshs | Kshs |
| a) Inventory | | |
| Stock/ inventory at beginning of the year | 10,500 | 10,500.00 |
| Stock/ inventory purchased during the year | 216,860 | 0.00 |
| Stock/ inventory issued during the year | (160,140) | 0.00 |
| Balance at end of the year | 67,220.00 | 10,500.00 |

Stationary

| | Item | Balance B/f As At 01/07/2021 | Total (Kshs) | Receipts | Total (Kshs) | ISSUES | Total (Kshs) | Closing Balance As At 30/06/2022 | Total (Kshs) |
|---|-----------------|------------------------------------|-----------------|----------|-----------------|--------|-----------------|---|-----------------|
| | | | | | | | 39,250 | | |
| 1 | Printing Papers | 0 | 0 | 154 | 73,000 | 144 | | 10 | 8,500 |
| 2 | Biros | 0 | 0 | 658 | 5,600 | 73 | 13,360 | 585 | 5,780 |
| 3 | Counter Books | 0 | 0 | 20 | 9,200 | 11 | 9,600 | 9 | 450 |
| 4 | Spring Files | 0 | 0 | 133 | 8,000 | 112 | 9,680 | 21 | 0 |
| 5 | Staple Pins | 1 | 40 | 10 | 400 | 8 | 520 | 3 | 0 |
| 6 | Box Files | 5 | 1,000 | 0 | 0 | 9 | 2,500 | 5 | 2,500 |
| 7 | Office Glue | 10 | 600 | 5 | 720 | 3 | 250 | 12 | 350 |
| 8 | White Outs | 11 | 300 | 0 | 0 | 6 | 540 | 5 | 480 |
| 9 | Rubbers | 13 | 325 | 0 | 0 | 0 | 0 | 13 | 325 |

Isinya Boys Secondary School

Reports and Financial Statements For the year ended 30th June 2021

| | | | | | | | | | |
|----|--------------------------|-----|------------------|-----|-------------------|----|-------------------|-----|------------------|
| 10 | Manila Papers | 100 | 300 | 100 | 3,000 | 37 | 3,700 | 163 | 3,100 |
| 11 | Cello tapes Clear | 42 | 600 | 10 | 2,000 | 12 | 990 | 42 | 900 |
| 12 | Dusters | 3 | 600 | 10 | 900 | 6 | 660 | 7 | 840 |
| 13 | Pencils | 24 | 600 | 0 | 0 | 0 | 250 | 24 | 350 |
| 14 | Rulers | 0 | 0 | 10 | 2,000 | 6 | 120 | 4 | 360 |
| 15 | Masking Tape | 42 | 480 | 10 | 2,000 | 13 | 910 | 39 | 455 |
| 16 | Ruled Papers | 0 | 0 | 10 | 30,000 | 10 | 20,000 | 0 | 0 |
| 17 | Toner Cartilages | 4 | 1,365 | 21 | 47,500 | 21 | 47,500 | 4 | 20,690 |
| 18 | Graph Papers | 3 | 750 | 4 | 3750 | 3 | 2,750 | 4 | 1,500 |
| 19 | Chalk | 42 | 750 | 60 | 1,440 | 57 | 1,100 | 45 | 90 |
| 20 | Consumable Stores Ledger | 0 | 0 | 12 | 5,250 | 3 | 450 | 9 | 5,850 |
| 21 | Permanent Stores Ledger | 0 | 0 | 5 | 2,500 | 1 | 340 | 4 | 450 |
| 22 | Paper Punch | 4 | 350 | 0 | 0 | 4 | 120 | 0 | 0 |
| 23 | Class Register | 8 | 500 | 0 | 0 | 3 | 500 | 5 | 500 |
| 24 | Pin Remover | 0 | 0 | 5 | 750 | 4 | 350 | 1 | 0 |
| 25 | Mark Books | 14 | 840 | 10 | 11,000 | 7 | 2,200 | 17 | 9,800 |
| 26 | Stappler-210 | 4 | 650 | 5 | 2,500 | 3 | 1,800 | 4 | 2,700 |
| 27 | Document Basket Tray | 0 | 0 | 5 | 1,750 | 4 | 0 | 1 | 650 |
| 28 | Stamp pad Ink | 4 | 200 | 0 | 3,600 | 0 | 0 | 4 | 2,700 |
| 29 | Paper Clips | 6 | 100 | 0 | 0 | 2 | 700 | 1 | 350 |
| 30 | Office Pins | 3 | 150 | 0 | 0 | 0 | 0 | 4 | 900 |
| | TOTAL | | 10,500.00 | | 216,860.00 | | 160,140.00 | | 67,220.00 |


Isinya Boys Secondary School

Reports and Financial Statements For the year ended 30th June 2021

15. Progress on Follow up Of Auditor Recommendations

The following is the summary of issues raised by the external auditor, and management comments that were provided to the auditor.

| Ref No. | Issue / Observations from Auditor | Management comments | Status: (Resolved / Not Resolved) | Timeframe: (Put a date when you expect the issue to be resolved) |
|----------------|--|----------------------------|--|---|
| | | | | |
| | | | | |
| | | | | |



19/8/24.
Sign and Date
Principal



Annex I - Analysis of Pending Accounts Payable

| Supplier Of Goods Or Services | Original Amount | Date Contracted | Amount Paid To-Date | Outstanding Balance Current 2021 | Outstanding Balance Comparative 2020 | Comments |
|----------------------------------|---------------------|-----------------|---------------------|----------------------------------|--------------------------------------|----------|
| | A | b | C | d=a-c | | |
| | Kshs | Kshs | Kshs | Kshs | Kshs | |
| Construction Of Buildings | | | | | | |
| 1. | 0.00 | 0.00 | 0.00 | 0.00 | 0.00 | |
| Sub-Total | 0.00 | 0.00 | 0.00 | 0.00 | 0.00 | |
| Supply Of Goods | 0.00 | 0.00 | 0.00 | 0.00 | 0.00 | |
| 2. Accounts payable for 2020 | 691,975.00 | 31/12/2020 | 691,975.00 | 691,975.00 | 691,975.00 | |
| 3. Accounts payable for 2019 | 616,502.00 | 31/12/2019 | 616,502.00 | 616,502.00 | 616,502.00 | |
| 4. Accounts payable for 2018 | 715,010.00 | 31/12/2018 | 715,010.00 | 715,010.00 | 715,010.00 | |
| Sub-total | 2,023,487.00 | | 2,023,487.00 | 2,023,487.00 | 2,023,487.00 | |
| Supply Of Services | 0.00 | 0.00 | 0.00 | 0.00 | 0.00 | |
| 5. | 0.00 | 0.00 | 0.00 | 0.00 | 0.00 | |
| Sub-Total | 0.00 | 0.00 | 0.00 | 0.00 | 0.00 | |
| Grand Total | 2,023,487.00 | | 2,023,487.00 | 2,023,487.00 | 2,023,487.00 | |

Isinya Boys Secondary School

Reports and Financial Statements For the year ended 30th June 2021

Annex 2 – Summary of Fixed Assets Register

| Asset Class | Historical Cost b/f (Kshs) 1st Jan 2021 | Additions during the year (Kshs) | Disposals during the year (Kshs) | Historical Cost c/f (Kshs) 30th June 2021 |
|--|---|---|---|---|
| Land | 9,600,000.00 | 0.00 | 0.00 | 9,600,000.00 |
| Buildings And Structures | 28,700,000.00 | 0.00 | 0.00 | 28,700,000.00 |
| Motor Vehicles | 0.00 | 0.00 | 0.00 | 0.00 |
| Office Equipment, Furniture And Fittings | 5,811,500.00 | 0.00 | 0.00 | 5,811,500.00 |
| Textbooks | 0.00 | 0.00 | 0.00 | 0.00 |
| ICT Equipment | 615,000.00 | 0.00 | 0.00 | 615,000.00 |
| Tools And Apparatus | 12,050.00 | 0.00 | 0.00 | 12,050.00 |
| Other Machinery And Equipment | 228,500.00 | 0.00 | 0.00 | 228,500.00 |
| Heritage And Cultural Assets | 0.00 | 0.00 | 0.00 | 0.00 |
| Intangible Assets-Soft Ware | 90,000.00 | 0.00 | 0.00 | 90,000.00 |
| Total | 45,057,050.00 | 0.00 | 0.00 | 45,057,050.00 |