


REPUBLIC OF KENYA



REPORT

PARLIAMENT
OF KENYA
LIBRARY

OF

THE AUDITOR-GENERAL

ON

REVENUE STATEMENTS (RECURRENT)

**FOR THE YEAR ENDED
30 JUNE, 2019**

THE NATIONAL TREASURY

THE NATIONAL TREASURY
PAPERS LAID

DATE: 11 FEB 2021 DAY: _____

TABLED BY: _____

CLERK AT THE TABLE: _____

Revised template: June 30 2019



**THE NATIONAL TREASURY AND PLANNING
THE NATIONAL TREASURY
RECEIVER OF REVENUE**

RECURRENT REVENUE STATEMENTS

**FOR THE FINANCIAL YEAR ENDED
JUNE 30 2019**

Prepared in accordance with the Cash Basis of Accounting Method under the International Public Sector Accounting Standards (IPSAS)


THE NATIONAL TREASURY AND PLANNING
 THE NATIONAL TREASURY
 RECEIVER OF REVENUE STATEMENTS
 FOR THE YEAR ENDED JUNE 30, 2019

Table of Content	Page
I. NATIONAL TREASURY INFORMATION AND MANAGEMENT.....	1
II. FORWARD BY THE CABINET SECRETARY.....	8
III. STATEMENT OF RECEIVER OF REVENUE'S RESPONSIBILITIES.....	11
IV. STATEMENT OF REVENUES AND TRANSFERS.....	12
V. STATEMENT OF ARREARS OF REVENUE AS AT 30 JUNE 2019.....	13
VI. STATEMENT OF COMPARISON OF BUDGET AND ACTUAL AMOUNTS FOR THE PERIOD ENDED 30 JUNE 2019.....	16
VII. SIGNIFICANT ACCOUNTING POLICIES.....	18
VII. NOTES TO THE FINANCIAL STATEMENT.....	20
1. TAXES ON INCOMES PROFIT AND CAPITAL GAINS.....	20
2. TAXES ON PROPERTY.....	21
3. TAXES ON GOODS AND SERVICES.....	22
4. TAXES ON INTERNATIONAL TRADE AND TRANSACTIONS (CUSTOMS).....	23
5. OTHER TAXES (NOT ELSEWHERE CLASSIFIED).....	24
6. FEES ON USE OF GOODS AND ON PERMISSION TO USE GOODS OR TO PERFORM SERVICES AND ACTIVITIES.....	25
7. SOCIAL SECURITY CONTRIBUTIONS.....	26
8. PROPERTY INCOME.....	29
9. FINES, PENALTIES AND FORFEITURES.....	28
10. OTHER RECEIPTS NOT CLASSIFIED ELSEWHERE.....	29
11. SALE OF GOODS AND SERVICES.....	30
12. RECEIPTS FROM SALE OF NON FINANCIAL ASSETS.....	31
13. PROCEEDS FROM DOMESTIC BORROWINGS.....	32
14. PROCEEDS FROM FOREIGN BORROWINGS.....	33
15. PROCEEDS FROM FOREIGN GRANTS.....	34
16. PETROLEUM DEVELOPMENT LEVY FUND.....	35
17. BALANCES CARRIED FORWARD.....	36

10

**THE NATIONAL TREASURY AND PLANNING
THE NATIONAL TREASURY
RECEIVER OF REVENUE STATEMENTS
FOR THE YEAR ENDED JUNE 30, 2019**

18. APPENDIX (i) STATEMENT OF WAIVERS AND EXEMPTIONS.....	40
19. APPENDIX (ii) SCHEDULE OF ARREARS LOAN REDEMPTION)	41
20. APPENDIX (iii) SCHEDULE OF ARREARS LOAN INTEREST RECEIPT DUE.....	45
21. APPENDIX (iv) MISCELLANEOUS, AMISON, SOCIAL CONTRIBUTION.....	50
22. APPENDIX (v) INVESTMENT INCOME OTHER PROFITS & DIVIDENDS RECEIPTS.....	63
23. APPENDIX (vi) LOAN INTEREST RECEIPTS.....	68
24. APPENDIX (vii) SALE OF NON-FINANCIAL ASSETS.....	71
25. APPENDIX (viii) SCHEDULE OF INVESTMENTS BY THE CABINET SECRETARY.....	73



**THE NATIONAL TREASURY AND PLANNING
THE NATIONAL TREASURY
RECEIVER OF REVENUE STATEMENTS
FOR THE YEAR ENDED JUNE 30, 2019**

1. NATIONAL TREASURY INFORMATION AND MANAGEMENT

(a) Background Information

The National Treasury was established via the Executive Order No. 2 of May 2013. The basis for establishment of the National Treasury is found in Article 225 (i) of the Constitution of Kenya which states that an Act of Parliament shall provide for the establishment, functions and responsibilities of the National Treasury. This has been actualized in Section 11 and 12 of the Public Finance Management (PFM) Act 2012.

At Cabinet level, the National Treasury is represented by the Cabinet Secretary for National Treasury and Planning, who is responsible for the general policy and strategic direction of the Ministry.

Vision

“Excellence in economic and public financial management, and development planning”

Mission

“To provide leadership in economic and public financial management, and development planning for shared growth through formulation, implementation and monitoring of economic, financial and development policies”

Core Values


The National Treasury is committed to providing quality services to all and is guided by the following core values: Customer Focus, Results Oriented, Stakeholder Participation, Professionalism, Accountability, Integrity and Transparency and Teamwork.

Mandate of the National Treasury

The National Treasury derives its mandate from Article 225 of the Constitution, Public Finance Management Act 2012 and the Executive Orders No.2/2013 and No.1/2018. The National Treasury will be executing its mandate in consistency with any other legislation as may be developed or reviewed by Parliament from time to time.

The core functions of the National Treasury as derived from the above legal provisions include;

- Formulate, implement and monitor macro-economic policies involving expenditure and revenue;
- Manage the level and composition of national public debt, national guarantees and other financial obligations of national government;
- Formulate, evaluate and promote economic and financial policies that facilitate social and economic development in conjunction with other national government entities;
- Mobilize domestic and external resources for financing national and county government budgetary requirements;
- Design and prescribe an efficient financial management system for the national and county governments to ensure transparent financial management and standard financial reporting.
- In consultation with the Accounting Standards Board, ensure that uniform accounting standards are applied by the national government and its entities;
- Develop policy for the establishment, management, operation and winding up of public funds;



THE NATIONAL TREASURY AND PLANNING
THE NATIONAL TREASURY
RECEIVER OF REVENUE STATEMENTS
FOR THE YEAR ENDED JUNE 30, 2019

- Prepare the annual Division of Revenue Bill and the County Allocation of Revenue Bill;
- Strengthen financial and fiscal relations between the national government and county governments and encourage support for county governments
- Assist county governments to develop their capacity for efficient, effective and transparent financial management; and
- To prepare the National Budget, execute/implement and control approved budgetary resources to MDAs and other Government agencies/entities.

Role of the National Treasury in the Devolved System of Government

The National Treasury is mandated by law to: -

- Strengthen financial and fiscal relations between the National Government and County Governments and support for county governments in performing their functions;
- Issue guidelines on the preparation of county development planning;
- Prepare the annual legislative proposals on intergovernmental fiscal transfers;
- Provide logistical support to intergovernmental institutions overseeing inter-governmental fiscal relations;
- Coordinate the development and implementation of financial recovery plans for County Governments that are in financial distress;
- Build capacity of County Governments on public finance management matters for efficient, effective and transparent financial management as well as planning, monitoring and evaluation and;
- Administer the Equalization Fund.

(b) Key Management

The National Treasury's day-to-day management is under the following key offices;

Office of the Principal Secretary

This office is responsible for the administration of the National Treasury operations. In addition, the Principal Secretary is charged with the responsibility of providing advice to the Cabinet Secretary in order to enhance efficiency and collective responsibility.


Organizational structure of the National Treasury

The National Treasury is organized into four (4) technical Directorates headed by Directors General and (1) Administrative and Support Services Directorate headed by a Principal Administrative Secretary. Each Director General is responsible for a Directorate comprising a cluster of Departments responsible for related policy functions. The Directorates and Departments are as follows:

Directorate of Budget, Fiscal and Economic Affairs

The Directorate is headed by a Director General, reporting to the Principal Secretary, National Treasury. It is organized into the following five (5) Technical Departments each headed by a Director:

- Budget Department;
- Macro and Fiscal Affairs Department
- Financial and Sectoral Affairs Department;



**THE NATIONAL TREASURY AND PLANNING
THE NATIONAL TREASURY
RECEIVER OF REVENUE STATEMENTS
FOR THE YEAR ENDED JUNE 30, 2019**

- Inter-Governmental Fiscal Relations Department
- Public Procurement Department.

Directorate of Accounting Services and Quality Assurance

The Directorate is headed by a Director General reporting to the Principal Secretary, National Treasury. It is organized into the following four (4) Technical Departments each headed by a Director:

- Government Accounting Services;
- Internal Audit Services Department;
- Financial Management Information Systems (FMIS)
- National Sub-County Treasuries.
- Government Digital Payments Unit.

Directorate of Portfolio Management

The Directorate is headed by a Director General, reporting to the Principal Secretary. It is organized into the following four (4) Technical Departments each headed by a Director:

- Government Investment and Public Enterprises;
- National Assets and Liabilities Management;
- Pensions Department.
- Public Private Partnership Unit.
- Public Investment Management Unit

Directorate of Public Debt Management Office


The Directorate is headed by a Director General, reporting to the Principal Secretary. It is organized into the following three (3) Technical Departments each headed by a Director:

- Resource Mobilization (Front Office);
- Debt Policy, Strategy and Risk Management (Middle Office);
- Debt Recording and Settlement (Back Office).

Directorate of Administrative and Support Services (Common Shared Services)

The Directorate is headed by a Principal Administrative Secretary, reporting to the Principal Secretary. It is organized into twelve (12) specialized functions offering common shared services. The common shared services of the National Treasury consist of functions that are not core to the National Treasury but offer critical support services to the National Treasury. The functions include: -

- Accounting,
- Finance,
- Human Resource Management and Development,
- Central Planning and Project Monitoring,
- Supply Chain Management,
- Legal,
- Public Communications,
- General Administration,



**THE NATIONAL TREASURY AND PLANNING
THE NATIONAL TREASURY
RECEIVER OF REVENUE STATEMENTS
FOR THE YEAR ENDED JUNE 30, 2019**

(d) Fiduciary Oversight Arrangements

To manage the fiduciary risk, the National Treasury has put in place fiduciary oversight arrangements including setting up committees. The key oversight arrangements include:

Audit Committee

The purpose of the Audit Committee is to assist the ministry's management in fulfilling their mandates. The committee undertakes the responsibilities of ensuring existence of adequate financial reporting processes, strong systems of internal controls and efficient operational activities carried out under existing laws and regulations for the ministry to achieve its intended objectives.

The National Treasury and Planning Audit Committee was launched on 22nd March 2019 and has met three times by end of June 2019. It has five members with the Internal Audit Unit as the Secretariat.

Internal Audit Unit

The National Treasury has an Internal Audit Unit charged with the responsibility of identifying risks in the management and day to day operations of the Ministry through the risk based audits. The Unit reports directly to the accounting officer on a regular basis.

Audit Query Committee

The National Treasury established an audit committee comprising officers from all departments of the Ministry, under the chairmanship of the Senior Chief Finance Officer. The Committee reviews and analyses all audit queries and makes recommendations on how to reduce fiduciary risks. In addition, the committee prepares responses to all audit queries for presentation to the relevant committees of parliament.

Project Implementation Committee

To monitor the implementation of the Government's Infrastructure Projects, the National Treasury has established a Project Steering Committee comprising Principal Secretaries from implementing Ministries and appointed a technical committee comprising officers from the technical departments of the Ministry. The Committees review and analyse the progress made by ministries in the implementation of domestically and externally funded projects and advises accordingly.

Parliamentary Activities

In order to effectively manage the parliamentary activities relating to the Ministry, the National Treasury has designated a liaison officer to coordinate the activities under the Office of the Cabinet Secretary in consultation with the Office of the Chief Administrative Secretary.


**THE NATIONAL TREASURY AND PLANNING
THE NATIONAL TREASURY
RECEIVER OF REVENUE STATEMENTS
FOR THE YEAR ENDED JUNE 30, 2019**

- Records Management;
- Internal Audit;
- ICT
- Government Clearing Agency

(c) Fiduciary Management

The key management personnel who held office during the financial year ended 30th June 2019 and who had direct fiduciary responsibility were:

NO.	Designation	Name
1.	Principal Secretary	Julius M .Muia, PhD, EBS
2.	Principal Administrative Secretary	Mr. Amos Gatheca EBS
3.	Director General, BFEA	Mr. Albert Mwenda, HSC
4.	Director General, Accounting Services	Mr. Bernard Ndung'u, MBS
5.	Ag. Director General, PIPM	Eng. Stanley Kamau
6.	Director General, PDMO	Dr. Haron Sirma, OGW
7.	Ag. Director, Macro and Fiscal Affairs Department	Mr. Musa Gathanje
8.	Director, Budget Department	Mr. Francis Anyona, OGW
9.	Director, Financial and Sectoral Affairs Department	Mr. Christopher Oisebe
10.	Director, Public Procurement Department	Mr. Eric Korir
11.	Internal Auditor General	Mr. Alfayo Mogaka
12.	Ag Director, Government Accounting Services Department	Mr. Jona Wala
13.	Ag Director, National Sub County Treasuries	Mr. Francis Kariuki
14.	Ag Director, Financial Management Information System	Mr. Stanley Kamunguya
15.	Ag. Director, Public Private Partnership Unit	Mrs. Judy Nyakawa
16.	Director, National Assets and Liability Management	Mrs. Beatrice Gathirwa
17.	Director, Government Investment and Public Enterprises	Mr. Kennedy Ondieki
18.	Director, Pensions Department	Mr. Shem Nyakutu
19.	Director, Resource Mobilization Department	Mr. Moses K. Kanagi
20.	Director, Debt Policy, Strategy and Risk Management Department	Mr. Daniel Ndolo
21.	Ag Director, Debt Recording and Settlement Department	Mrs. Felister Kivisi
22.	Ag. Director of Administration	Ms. Margaret Muiro, OGW
23.	Head, Accounts Division	Mr. Nemwel M. Motanya
24.	Head, Finance	Mr. Kimathi Mugambi, HSC
25.	Head, SCM	Mr. Agrey Wambaye Kituyi
26.	Head, Internal Audit Unit	Ms. Esther Ngeru
27.	Director, Human Resource Management and Development	Ms. Susan Mucheru
28.	Ag Director, Information Communication and Technology	Mr. George Kariuki
29.	Head, Central Planning and Project Monitoring Unit	Mr. Antony Muriu
30.	Head, Public Communications	Mr. Maina Kigaga
31.	Head, Legal Unit	Mr. James Mwenda
32.	Programme Coordinator, Public Financial Management Reform Secretariat	Mr. Julius Mutua



**THE NATIONAL TREASURY AND PLANNING
THE NATIONAL TREASURY
RECEIVER OF REVENUE STATEMENTS
FOR THE YEAR ENDED JUNE 30, 2019**

Development Partner Oversight

To effectively manage Official Development Assistance to the Government, the National Treasury has under the Public Debt Management Office; a Department responsible for all matters relating to Development Partners. The Department has various Units that coordinate different development partner activities in the Country.

Other fiduciary oversight arrangements include the following committees with specific objectives;

Senior Management Committee

To monitor the implementation of the Ministry's programmes and performance, the National Treasury has appointed a Senior Management Committee comprising of Directors General and Heads of Departments. The Committee receives reports from departments, builds consensus on National Treasury responses to emerging issues, challenges and risks and ensures that the decisions of top management are implemented in a timely manner.

Public Financial Management Sector Working Group

To facilitate the implementation of financial management reforms, the National Treasury has appointed senior officers to the Public Financial Management Sector Working Group. The Committee plays an oversight role in the implementation of financial reforms in the public service in collaboration with the development partners.

Budget Implementation Committee

To monitor the implementation of the Ministry's budget, programmes and activities, the National Treasury has appointed a committee comprising of officers from all the Departments of the Ministry. The Committee reviews and analyses the progress made by Departments in the implementation of the budget and the planned programmes and activities and advises the management accordingly.

Monitoring and Evaluation


The Ministry undertakes monitoring and evaluation exercises to establish progress made in the implementation of various programmes and projects including those that are funded by the development partners.

(e) The National Treasury Headquarters

P.O. Box 30007- 00100,
Treasury Building,
Harambee, Avenue
Nairobi Kenya

The National Treasury Contacts

Telephone: (254)020-2252299
Email: info@treasury.go.ke
Website: www.treasury.go.ke



**THE NATIONAL TREASURY AND PLANNING
THE NATIONAL TREASURY
RECEIVER OF REVENUE STATEMENTS
FOR THE YEAR ENDED JUNE 30, 2019**

(f) The National Treasury Bankers


Central Bank of Kenya
Haile Selassie Avenue
P.O. Box 60000-00200
Nairobi, Kenya

(g) Independent Auditors

Auditor General
Kenya National Audit Office
Anniversary Towers, University Way
P.O. Box 30084
GPO 00100
Nairobi, Kenya

(h) Principal Legal Adviser

The Attorney General
State Law Office
Harambee Avenue
P.O. Box 40112
City Square 00200
Nairobi, Kenya



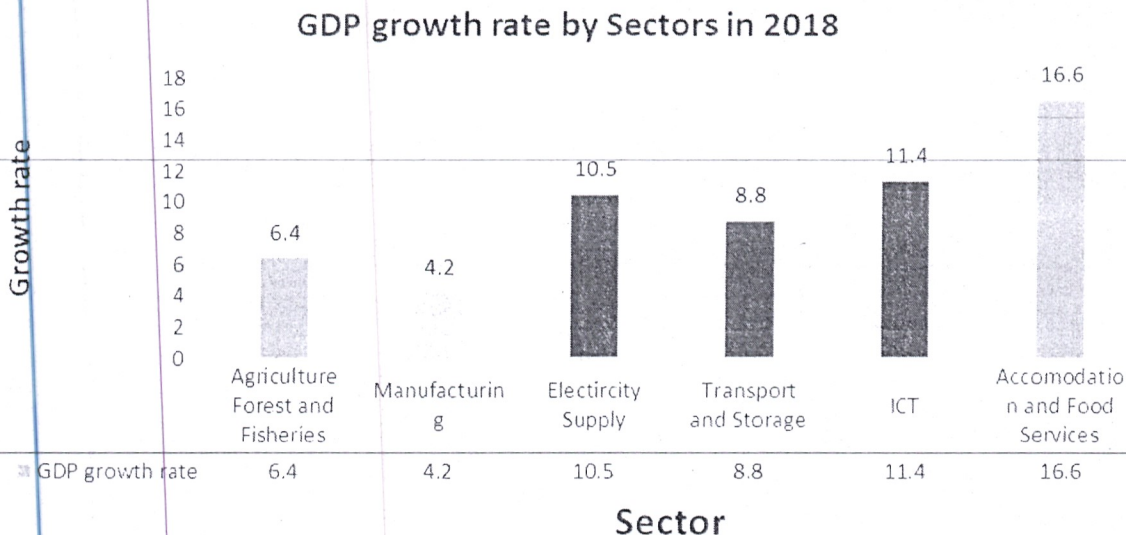
THE NATIONAL TREASURY AND PLANNING
 THE NATIONAL TREASURY
 RECEIVER OF REVENUE STATEMENTS
 FOR THE YEAR ENDED JUNE 30, 2019

II. FORWARD BY THE CABINET SECRETARY

The National Treasury is mandated to coordinate economic and financial management of the country in accordance with section 12 of the Public Finance Management Act, 2012. Overall, the National Treasury has strived to maintain a policy environment that is conducive to economic growth and development of the country.


As a result of consistent implementation of bold economic policies, structural reforms and sound macroeconomic management, Economic growth remained resilient and broad based averaging 5.7% in the past 6 years and generating a total of around 5 million new jobs since 2013. Growth accelerated to 6.3% in 2018 from 4.9% in 2017. This growth is the highest to have been recorded for the past 8 years and well above the sub Saharan Africa region average growth of 3.0 percent and the global average of 3.6 percent. The growth was attributable to increased agricultural production, accelerated manufacturing activities, sustained growth in transport and vibrant service sector activities. As a result of this economic growth, 860,000 new jobs were generated in the economy in 2018. Inflation remained within target, interest rates were stable, and exchange rates were competitive with adequate foreign-exchange reserves equivalent to 6.2 months of import cover at the end of fiscal year 2018/19. The figure below shows the contribution of the GDP Growth rate by Sectors.

Figure 1: GDP Growth Rate by Sectors in 2018



In FY 2018/19, County Governments received **Ksh.314 billion** as their equitable share of revenue raised nationally. This represents 100 percent of the appropriation as per the CARA, 2018. In addition to the equitable share, the Counties received Ksh.46.1 billion in FY 2018/19, which comprised of: -

- a) Conditional allocation worth more than **Ksh.15 billion** derived from the National Government's equitable revenue share;
- b) **Ksh.7.4 billion** from the Roads Maintenance Levy Fund (RMLF) collected by the Kenya Roads Board (KRB), of which 15 percent is set aside for County roads; and,



THE NATIONAL TREASURY AND PLANNING
THE NATIONAL TREASURY
RECEIVER OF REVENUE STATEMENTS
FOR THE YEAR ENDED JUNE 30, 2019

- c) Proceeds from external loans and grants totalling **Ksh.23.6 billion** earmarked to supplement financing of devolved functions.

Based on the above aggregate, payments to County government in FY 2018/19 amounted to **Kshs.360.1 billion**, representing 96 percent of the CARA, 2018 allocations. Including the FY 2018/19 payments, county governments have now received an estimated **Kshs.1.7 trillion** cumulatively since their establishment.

In all years, County Governments' equitable revenue share has been well above the minimum threshold defined in Article 203 (2) of the Constitution. Moreover, counties' equitable revenue share allocation has been fully disbursed in accordance with Article 219 of the Constitution, even when the shareable revenue outturn was less than projected revenue used in the Division of Revenue Act.

The National Treasury and Planning, successfully priced a new US dollar 2.1 billion, dual tranche Eurobond of 7-year and 12-year tenors on 15th May 2019 in London, United Kingdom. This is the third time Kenya has been in the International Debt Capital Markets. The first was in June 2014, when we launched the debut bond of US dollar 2.0 billion and tapped for a further US dollar 750 million, while the second was in February 2018 when a dual-tranche of US\$ 2.0 billion was issued (10-year tenor of US\$1.0 billion and 30-year tenor of US\$ 1.0 billion).

The announcement of Kenya issuance triggered an overwhelming response from investors that amounted to an order book of US\$ 9.5 billion, an oversubscription of 4.5 times. This overwhelming interest in Kenya's bond issue confirms the strong investor confidence in Kenya's economic policy management and prospects going forward.

The proceeds from this issuance will be used to (i) finance some of the development infrastructure projects, (ii) the general budgetary expenditure in accordance with the applicable legal requirements and (iii) to refinance part or all of the obligations outstanding under the US\$ 750 million (2014 Eurobond).

The National Treasury and Planning in its contribution to the Affordable Housing Agenda under the Big Four Plan launched the Kenya Mortgage Refinance Company (KMRC) in May 2019. This is a Public Private Partnership arrangement with majority private sector owned. KMRC will extend long term loans at fixed interest rate to financial institutions secured against mortgages so that they can extend the maturity of their housing loans to end borrowers hence increasing affordability. Given Kenya's urbanization rates, there is critical need to deliver housing at the lower end of the income spectrum in order to improve housing conditions for the average Kenyan. KMRC will seek to catalyze growth of the mortgage market in Kenya by targeting households that fall within the mortgage gap and lower middle-income categories which represents about 95% of the formally employed population.

In terms of budget performance, the National Treasury expenditure stood at Kshs.54.417b against an approved budget of **Kshs.64.865b**. The National Treasury implemented the 2018/19 budget within four economic classifications/programmes. These were General Administration, Planning and Support Services, Public Financial Management, Economic and Financial Policy Formulation and Management and Market Competition. As demonstrated in figure 2 below, the Market Competition Programme had the highest absorption at 100% followed by General Administration, Planning and Support Services at 94.65%, Economic and Financial Policy Formulation and Management (83.4%) and Public Financial Management Programme at 64%.


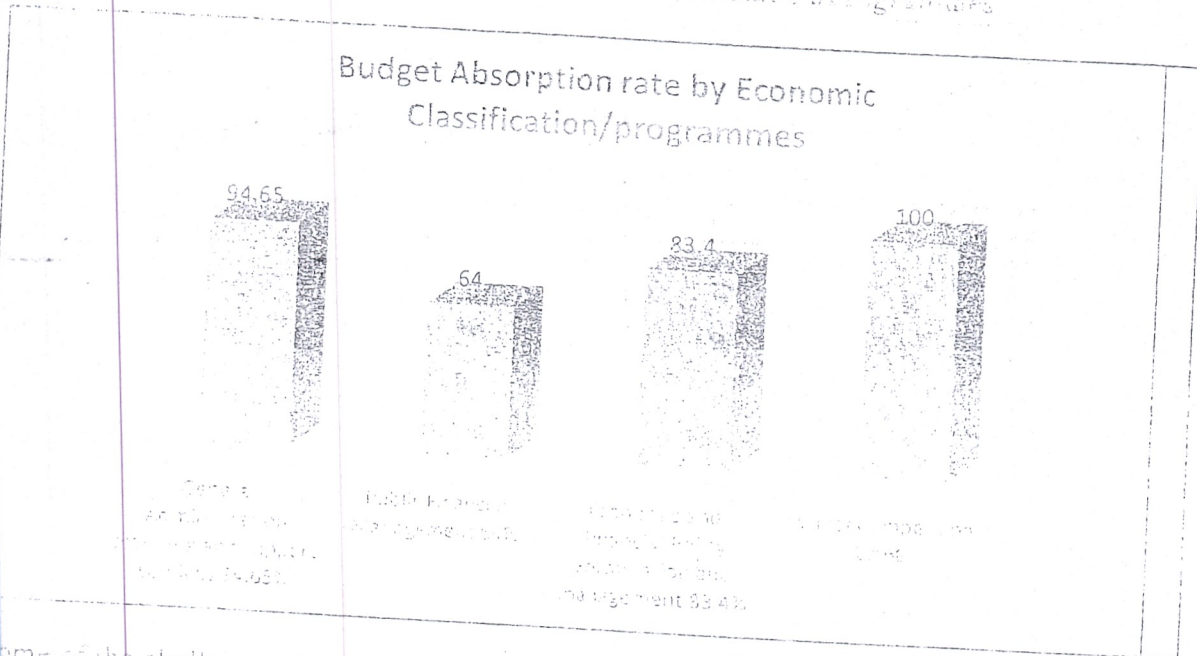


Figure 1: Budget Absorption rate by Economic Classification/Programmes




Some of the challenges the National Treasury faced while implementing the 2018/19 budget include:-

- Lack of adequate funds to finance all the budget requests by Ministries, Departments and Agencies.
- Low absorption of Official Development Assistance (ODA).
- Inadequate Exchequer issues thus contributing to the pending bill increment from Kshs.29.3b to Kshs.64.7b in FY2018/19.
- Inadequate capacity of staff in some key technical Departments.

To surmount the above challenges and ensure successful implementation of the National Treasury goals and objectives, the Ministry undertook the following:-

- Domestic borrowing to plug the financing gap created by non-performing revenue.
- Expenditure reduction strategies such as austerity measures and a ban on new projects to ensure available money is used in completing old projects and prepared draft Public Investment Management Regulations.
- Strengthened capacity in public financial management to MDAs and County Governments to improve oversight of Public resources and Strengthened financial and fiscal relations between the national government and county governments.
- Enhanced the Government's cash management system to avoid undue pressure on payment flows and interest rates, and reduce borrowing costs for the government and the private sector.
- Promoted the Public Private Partnership initiatives to finance government capital projects.
- Engaged other development partners for concessional loans and grants as well as pursued strategies to facilitate issuance of international bonds to finance government projects.

HON. AMB. UKUR YATTANI, EGH
AG. CABINET SECRETARY



**THE NATIONAL TREASURY AND PLANNING
THE NATIONAL TREASURY
RECEIVER OF REVENUE STATEMENTS
FOR THE YEAR ENDED JUNE 30, 2019**

I. STATEMENT OF RECEIVER OF REVENUE'S RESPONSIBILITIES

Section 82 (1) of the Public Finance Management Act, 2012 requires that, at the end of each financial year, a receiver of revenue shall prepare an account of the revenue received and collected by that receiver during that financial year.

The Principal Secretary in charge of The National Treasury is responsible for the preparation and presentation of the National Treasury Revenue account, which gives a true and fair view of the state of affairs of the National Treasury for and as at the end of the financial year ended on June 30, 2019.


This responsibility includes: (i) maintaining adequate financial management arrangements and ensuring that these continue to be effective throughout the reporting period; (ii) maintaining proper accounting records, which disclose with reasonable accuracy at any time the financial position of the entity; (iii) designing, implementing and maintaining internal controls relevant to the preparation and fair presentation of the financial statements, and ensuring that they are free from material misstatements, whether due to error or fraud; (iv) safeguarding the assets of the National treasury; (v) selecting and applying appropriate accounting policies; and (vi) making accounting estimates that are reasonable in the circumstances.

The Principal Secretary in charge of the National Treasury accepts responsibility for the National Treasury accounts, which have been prepared on the Cash Basis Method of Financial Reporting, using appropriate accounting policies in accordance with International Public Sector Accounting Standards (IPSAS) and relevant legal framework of the Government of Kenya. The Principal Secretary is of the opinion that the National Treasury account gives a true and fair view of the state of the National Treasury transactions during the financial year ended June 30, 2019, and of the National Treasury financial position as at that date. The Principal Secretary charge of the National Treasury further confirms the completeness of the accounting records maintained for the National Treasury, which have been relied upon in the preparation of the National Treasury account as well as the adequacy of the systems of internal financial control.


The Principal Secretary in charge of the National Treasury confirms that the entity has complied fully with applicable Government Regulations and the terms of external financing covenants (where applicable), and that the entity's funds received during the year under audit were used for the eligible purposes for which they were intended and were properly accounted for. Further the Principal Secretary confirms that the National Treasury accounts have been prepared in a form that complies with relevant accounting standards prescribed by the Public Sector Accounting Standards Board of Kenya.

Approval of the Revenue Statements


The Receiver of revenue statements were approved and signed by the Principal Secretary on 30/9/2019 2019



JULIUS M. MUIA, PhD, EBS
RECEIVER OF REVENUE




Nemwel M Motanya
ICPAK Member No: 2367
HEAD OF ACCOUNTING UNIT



REPUBLIC OF KENYA

Telephone: +254-(20) 3214000
E-mail: info@oagkenya.go.ke
Website: www.oagkenya.go.ke



HEADQUARTERS
Anniversary Towers
Monrovia Street
P.O. Box 30084-00100
NAIROBI

REPORT OF THE AUDITOR-GENERAL ON REVENUE STATEMENTS (RECURRENT) FOR THE YEAR ENDED 30 JUNE, 2019 – THE NATIONAL TREASURY

REPORT ON THE REVENUE STATEMENTS

Qualified Opinion

I have audited the accompanying revenue statements (Recurrent) for The National Treasury set out on pages 12 to 37, which comprise the statement of arrears of revenue as at 30 June, 2019, and the statement of revenues and transfers, and the statement of comparison of budget and actual amounts for the year then ended, and a summary of significant accounting policies and other explanatory information in accordance with the provisions of Article 229 of the Constitution of Kenya and Section 35 of the Public Audit Act, 2015. I have obtained all the information and explanations which, to the best of my knowledge and belief, were necessary for the purpose of the audit.

In my opinion, except for the effect of the matters described in the Basis for Qualified Opinion section of my report, the revenue statements present fairly, in all material respects, the revenue performance of the Recurrent Revenue for the year ended 30 June, 2019, in accordance with International Public Sector Accounting Standards (Cash Basis) and comply with the Public Finance Management Act, 2012.

Basis for Qualified Opinion

1. Cash Book Balance

1.1. Unsupported Adjustments

During the year under review adjustments were made to the cash book on account of the long outstanding reconciling items as detailed out below: -

Reconciling Item	Amount (Kshs.)
Payments in bank not in cash book	15,723,735,928
Receipts in bank not in cash book	34,524,942,523
Receipts in cash book not in bank	16,240,834,531
Payments in cash book not in bank	605,746,618

However, the adjustments were unsupported by way of authorized journal entries.

1.2. Long Outstanding Reconciling Items

The bank reconciliation statement in support of the cash book as at 30 June, 2019 reflects long outstanding receipts in bank statement but not recorded in cash book of Kshs.164,731,174 dating back to June, 2000. No satisfactory explanation has been rendered for failure to reconcile the items.

From the foregoing, it is not possible to confirm the accuracy and fair statement of the reported nil cash book balance as at 30 June, 2019.

2. Variance in Tax Receipts

The statement of revenues and transfers reflects tax revenues receipts of Kshs.1,440,830,331,255. However, the Kenya Revenue Authority accountability statement for the period reflects tax income receipts transfers of Kshs.1,338,169,499,540 resulting to an unexplained net variance of Kshs.102,660,831,716 as detailed out below: -

Revenue Item	Revenue Statements (Kshs.)	KRA Statement (Kshs.)	Variance (Kshs.)
Taxes on Income, Profits and Capital Gains	688,281,195,389	686,168,677,422	2,112,517,967
Taxes on Property (Land Rent)	610,032,875	613,545,213	(3,512,338)
Taxes on Goods and Services	610,752,307,925	607,402,563,158	3,349,744,767
Taxes on International Trade and Transactions	131,071,659,759	33,824,282,681	97,247,377,078
Other Taxes (Stamp Duty)	10,115,135,308	10,160,431,066	(45,295,758)
Total	1,440,830,331,256	1,338,169,499,540	102,660,831,716

No satisfactory explanations have been rendered for the discrepancies between the two sets of records.

Consequently, it is not possible to confirm the accuracy and completeness of the reported tax revenue receipts of Kshs.1,440,830,331,256 for the year ended 30 June, 2019.

3. Unsupported Non-Tax Revenues

The statement of revenue and transfers reflects non-tax revenue receipts of Kshs.39,056,195,610; (2018-Kshs.39,440,753,231) comprising of fees on use of goods and services (PDL / traffic), social security contributions, property income, other receipts (miscellaneous), proceeds from domestic borrowings and proceeds from foreign grants. However, they were unsupported by way of detailed ledgers.

In the circumstances, the accuracy and completeness of the reported non-tax revenue receipts of Kshs.39,056,195,610 for the year ended 30 June, 2019 could not be confirmed.

4. Variances Between Revenue statements and the General Ledger

The statement of revenue and transfers reflects tax revenues receipts that were at variance with the ledgers presented in support as detailed out below: -

Revenue Item	Revenue Statements (Kshs.)	General Ledger (Kshs.)	Variance (Kshs.)
Taxes on Individuals (PAYE)	393,439,728,378	393,361,503,751	78,224,627
Corporation Tax	294,841,466,811	294,979,065,094	(137,598,283)
(Land Rent)	610,032,875	617,606,996	(7,574,121)
Vat on Domestic Goods/Services	230,775,544,313	234,058,961,044	(3,283,416,731)
Vat on Imports	183,367,863,463	182,586,223,952	781,639,511
Excise Duty	196,608,900,149	196,588,499,134	20,401,015
Custom Duties	106,874,931,944	107,701,825,385	(826,893,441)
Import Declaration Fees	24,196,727,815	24,182,047,020	14,680,795
Stamp Duty	10,115,135,308	10,213,854,991	(98,719,683)
Total	1,440,830,331,055	1,444,289,587,367	(3,459,256,311)

No explanations have been rendered for the variances. Consequently, the accuracy and completeness of the reported tax revenue receipts of Kshs.1,440,830,331,055 for the year ended 30 June, 2019 could not be confirmed.

The audit was conducted in accordance with International Standards of Supreme Audit Institutions (ISSAIs). I am independent of The National Treasury Management in accordance with ISSAI 130 on Code of Ethics. I have fulfilled other ethical responsibilities in accordance with the ISSAI and in accordance with other ethical requirements applicable to performing audits of revenue statements in Kenya. I believe that the audit evidence I have obtained is sufficient and appropriate to provide a basis for my qualified opinion.

Key Audit Matters

Key audit matters are those matters that, in my professional judgment, are of most significance in the audit of the revenue statement. There were no key audit matters to report in the year under review.

Other Matter

Budgetary Controls and Performance

The statement of comparison of budget and actual amounts reflects final proceeds from foreign grants (AMISOM) budget and actual on comparable basis of Kshs.6,500,000,000 and Kshs.575,433,441 respectively resulting to under collection of Kshs.5,924,566,559 or 91% of the budget. No satisfactory explanation has been rendered for the under collection and measures being put in place to avoid recurrence.

REPORT ON LAWFULNESS AND EFFECTIVENESS IN USE OF PUBLIC RESOURCES

Conclusion

As required by Article 229(6) of the Constitution, based on the audit procedures performed, except for the matter described in the Basis for Conclusion on Lawfulness and Effectiveness in Use of Public Resources section of my report, I confirm that, nothing else has come to my attention to cause me to believe that public resources have not been applied lawfully and in an effective way.

Basis for Conclusion

Incomplete Reporting on Waivers/Exemptions

The report on waivers/exemptions made available for audit review is incomplete and lacking in crucial information such as names of the beneficiary, tax amount waived, reason(s) for the waiver and the applicable law for the waiver as required in law.

To that extent, the National Treasury is in breach of the law.

The audit was conducted in accordance with ISSAI 4000. The standard requires that I comply with ethical requirements and plan and perform the audit to obtain assurance about whether the activities, financial transactions and information reflected in the revenue statements are in compliance, in all material respects, with the authorities that govern them. I believe that the audit evidence I have obtained is sufficient and appropriate to provide a basis for my conclusion.

REPORT ON EFFECTIVENESS OF INTERNAL CONTROLS, RISK MANAGEMENT AND GOVERNANCE

Conclusion

As required by Section 7(1)(a) of the Public Audit Act, 2015, based on the audit procedures performed, I confirm that, nothing has come to my attention to cause me to believe that internal controls, risk management and overall governance were not effective.

Basis for Conclusion

The audit was conducted in accordance with ISSAI 2315 and ISSAI 2330. The standards require that I plan and perform the audit to obtain assurance about whether effective processes and systems of internal control, risk management and overall governance were operating effectively, in all material respects. I believe that the audit evidence I have obtained is sufficient and appropriate to provide a basis for my conclusion.

Responsibilities of Management and those Charged with Governance

Management is responsible for the preparation and fair presentation of the revenue statements in accordance with International Public Sector Accounting Standards (Cash Basis) and for maintaining effective internal control as Management determines is necessary to enable the preparation of revenue statements that are free from material misstatement, whether due to fraud or error and for its assessment of the effectiveness of internal control, risk management and overall governance.

In preparing the revenue statements, Management is responsible for assessing the Receiver of Revenue's ability to continue to sustain services, disclosing, as applicable, matters related to sustainability of services and using the applicable basis of accounting unless Management is aware of the intention to terminate the Recurrent Revenue Statements or to cease operations.

Management is also responsible for the submission of the revenue statements to the Auditor-General in accordance with the provisions of Section 47 of the Public Audit Act, 2015.

In addition to the responsibility for the preparation and presentation of the revenue statements described above, Management is also responsible for ensuring that the activities, financial transactions and information reflected in the revenue statements are in compliance with the authorities which govern them, and that public resources are applied in an effective way.

Those charged with governance are responsible for overseeing the financial reporting process, reviewing the effectiveness of how the Receiver of Revenue monitors compliance with relevant legislative and regulatory requirements, ensuring that effective processes and systems are in place to address key roles and responsibilities in relation to overall governance and risk management, and ensuring the adequacy and effectiveness of the control environment.

Auditor-General's Responsibilities for the Audit

The audit objectives are to obtain reasonable assurance about whether the revenue statements as a whole are free from material misstatement, whether due to fraud or error, and to issue an auditor's report that includes my opinion in accordance with the provisions of Section 48 of the Public Audit Act, 2015 and submit the audit report in compliance with Article 229(7) of the Constitution. Reasonable assurance is a high level of assurance, but is not a guarantee that an audit conducted in accordance with ISSAIs will always detect a material misstatement and weakness when it exists. Misstatements can arise from fraud or error and are considered material if, individually or in the aggregate, they could reasonably be expected to influence the economic decisions of users taken on the basis of the revenue statements.

In addition to the audit of the revenue statements, a compliance audit is planned and performed to express a conclusion about whether, in all material respects, the activities, financial transactions and information reflected in the revenue statements are in compliance with the authorities that govern them and that public resources are applied in an effective way, in accordance with the provisions of Article 229(6) of the

Constitution and submit the audit report in compliance with Article 229(7) of the Constitution.

Further, in planning and performing the audit of the revenue statements and audit of compliance, I consider internal control in order to give an assurance on the effectiveness of internal controls, risk management and overall governance processes and systems in accordance with the provisions of Section 7(1)(a) of the Public Audit Act, 2015 and submit the audit report in compliance with Article 229(7) of the Constitution. My consideration of the internal control would not necessarily disclose all matters in the internal control that might be material weaknesses under the ISSAIs. A material weakness is a condition in which the design or operation of one or more of the internal control components does not reduce to a relatively low level the risk that misstatements caused by error or fraud in amounts that would be material in relation to the revenue statements being audited may occur and not be detected within a timely period by employees in the normal course of performing their assigned functions.

Because of its inherent limitations, internal control may not prevent or detect misstatements and instances of non-compliance. Also, projections of any evaluation of effectiveness to future periods are subject to the risk that controls may become inadequate because of changes in conditions, or that the degree of compliance with the policies and procedures may deteriorate.


As part of an audit conducted in accordance with ISSAIs, I exercise professional judgement and maintain professional skepticism throughout the audit. I also:

- Identify and assess the risks of material misstatement of the revenue statements, whether due to fraud or error, design and perform audit procedures responsive to those risks, and obtain audit evidence that is sufficient and appropriate to provide a basis for my opinion. The risk of not detecting a material misstatement resulting from fraud is higher than for one resulting from error, as fraud may involve collusion, forgery, intentional omissions, misrepresentations, or the override of internal control.
- Evaluate the appropriateness of accounting policies used and the reasonableness of accounting estimates and related disclosures made by the Management.
- Conclude on the appropriateness of the Management's use of the applicable basis of accounting and, based on the audit evidence obtained, whether a material uncertainty exists related to events or conditions that may cast significant doubt on the Receiver of Revenue's ability to continue to sustain its services. If I conclude that a material uncertainty exists, I am required to draw attention in the auditor's report to the related disclosures in the revenue statements or, if such disclosures are inadequate, to modify my opinion. My conclusions are based on the audit evidence obtained up to the date of my audit report. However, future events or conditions may cause the Receiver of Revenue to cease to continue to sustain its services.

- Evaluate the overall presentation, structure and content of the revenue statements, including the disclosures, and whether the revenue statements represent the underlying transactions and events in a manner that achieves fair presentation.
- Obtain sufficient appropriate audit evidence regarding the financial information and business activities of the Receiver of Revenue to express an opinion on the revenue statements.
- Perform such other procedures as I consider necessary in the circumstances.

I communicate with the Management regarding, among other matters, the planned scope and timing of the audit and significant audit findings, including any significant deficiencies in internal control that are identified during the audit.

I also provide Management with a statement that I have complied with relevant ethical requirements regarding independence, and to communicate with them all relationships and other matters that may reasonably be thought to bear on my independence, and where applicable, related safeguards.


Nancy Gathungu
AUDITOR-GENERAL

Nairobi

18 December, 2020

THE NATIONAL TREASURY AND PLANNING
 THE NATIONAL TREASURY
 RECEIVER OF REVENUE STATEMENTS
 FOR THE YEAR ENDED JUNE 30, 2019


II. STATEMENT OF REVENUES AND TRANSFERS

	Note	2018/2019 Kshs	2017/2018 Kshs
TAX REVENUES			
Taxes on Income, Profits and Capital Gains	1	688,281,195,389.00	657,186,136,271.60
Taxes on Property (land Rent)	2	610,032,875.00	735,081,448.30
Taxes on Goods and Services	3	610,752,307,924.90	524,881,879,090.21
Taxes on International Trade & Transactions	4	131,071,659,758.15	117,512,789,772.75
Other Taxes (Stamp Duty)	5	10,115,135,308.40	12,117,526,460.55
TOTAL TAX RECEIPTS		1,440,830,331,255.45	1,312,433,413,043.41
NON TAX REVENUES			
Fees on use of Goods/Services (PDL/TRAFFIC)	6	6,216,920,311.00	5,334,519,946.58
Social Security Contributions	7	213,142,904.95	202,945,590.20
Property Income	8	26,763,157,460.55	23,938,445,245.45
Fines, Penalties and Forfeitures	9	-	-
Other Receipts (Miscellaneous)	10	192,747,215.90	360,026,525.95
Sale of Goods and Services (Tender)	11	-	841,651.00
Receipts from Sale of Non-Financial Assets	12	710,961.00	-
Proceeds from domestic Borrowings	13	5,096,782,315.55	4,966,599,577.80
Proceeds from foreign borrowings	14	-	-
Proceeds from foreign grants	15	575,433,441.00	4,637,374,730.45
TOTAL NON TAX RECEIPTS		39,058,894,609.95	39,440,753,231.43
TOTAL REVENUE COLLECTED		1,479,889,225,865.40	1,351,874,166,274.84
TRANSFERS TO EXCHEQUER ACCOUNT			
BALANCE BROUGHT FORWARD		1,477,733,392,825.55	1,349,61,582,404.11
TRANSFER TO PETROLEUM DEVELOPMENT LEVY FUND (PDL)	16	2,155,833,039.85	2,263,583,942.73
BALANCE CARRIED FORWARD	17	NIL	NIL


The accounting policies and explanatory notes to these revenue statements form an integral part of the revenue statements. These revenue statements were approved on 30/9/ 2019 and signed by:



JULIUS M. MUIA, PhD, EBS
 RECEIVER OF REVENUE




Namwel M. Motanya
 ICPAK Member No: 2367
 HEAD OF ACCOUNTING UNIT



THE NATIONAL TREASURY AND PLANNING
THE NATIONAL TREASURY
RECEIVER OF REVENUE STATEMENTS
FOR THE YEAR ENDED JUNE 30, 2019

IV. STATEMENT OF ARREARS OF REVENUE AS AT 30 JUNE 2019 KRA

Classification of Revenue	Accumulated amount in arrears from prior periods to June 30 2017	Amount in arrears for the immediate previous year to 30 June 2018	Amount in arrears for the current year to June 30, 2019	Total arrears as at 30 June 2019	Measures taken to recover the arrears	Assessment to the recoverability of arrears
(i) Tax Revenues	KSHS	KSHS	KSHS	KSHS		KSHS
Domestic taxes	192,290,295,609.00	95,833,234,079.00	99,036,478,099.00	387,160,006,765.00		83,120,231,013.47
Customs Debt		15,995,705,234.00	12,792,529,097.00	28,788,234,331.35		12,685,826,304.66
Total	192,290,295,609.00	111,828,939,313.00	111,829,007,197.00	415,948,241,097.00		95,806,057,318.12
(ii) Non Tax Revenues						
Loan Redemption	13,269,403,331.59	11,458,534,651.68	630,455,862.17	12,088,990,513.85	T.N.T continue to demand for arrears	Most companies and Boards are facing financial difficulties ,others are pegging their repayment on anticipated privatisations
Interest Received	26,224,785,884.96	26,147,679,273.76	928,368,241.18	27,076,047,514.94	As above	As above
Property Income						
Fines, penalties and Forfeitures						
Receipts from sale of non-financial assets						
Total arrears	39,494,189,216.55	37,606,213,925.44	1,558,824,103.35	39,165,038,028.79		



THE NATIONAL TREASURY
 RECEIVERSHIP AND PLANNING
 RECEIVER OF REVENUE STATEMENTS
 FOR THE YEAR ENDED JUNE 30, 2019

(i) Measures Taken to Recover the Arrears (KRA)


- a) Establishment of a Corporate Taxpayer Account Management Division that is fully dedicated to debt management, recovery of the arrears and maintenance of taxpayer accounts.
- (b) Enhancing the debt staff capacity through recruitment and training. During the year, 60 new debt staff were recruited.
- (c) Enhanced partnership with external service providers including Credit Reference Bureaus (CRBs), banks, relevant 3rd parties and use of auctioneers to recover debts.
- (d) Strengthening the capacity of the tax appeal processes including the Alternative Dispute Resolution (ADR) and Tax Appeals Tribunal (TAT) to enhance resolution of the many tax disputes tying huge debts. During the year, KRA established a fully-fledged Corporate Tax Dispute Resolution Division to improve the management of disputes and fast track resolution.
- (e) Strengthening the capacity on effective utilization of debt enforcement actions provided by the law i.e. agency notices and distraint (auction of property) to deal with difficult and hard-core debt cases. This entails building capacity on gathering intelligence information through various sources.

Notes on Collectible Debt

- (i) Legacy system debt - the uncollectable debt from Legacy system constitutes all penalties and interest (Kshs. 93,906M), 1992 and Prior debt (Kshs. 4,766M), estimated assessment debt (Kshs. 14,320M) and 69% of the debt balance of Kshs. 64,795M (i.e Kshs.44,487M) to cater for debt that is subject to key factors including data corrections, objections and appeal processes (Court/TAT/ADR) that is not be collectable.
- (ii) Tax debt - it is estimated that 70% of the total Tax debt of Kshs. 209,372M (i.e Kshs. 146,561M) is uncollectable debt in view of the huge ledger corrections being undertaken, Setoffs/Waivers backlogs being cleared, objections and appeal process (Court/TAT)
- (iii) Customs debt - it is estimated that 55% of Customs debt (i.e. Kshs. 16,102m) is not collectible due to the following factors; all penalties and interest - Kshs. 4,207m; debts under dispute in court, TAT and Objections - Kshs. 2,200M; 50% of debt under distress actions - kshs. 550M; Accounted-for bonds debt - Kshs. 1,278M and doubtful debt under validation/adjustments - Kshs. 9,145m

(ii) Commentary on Arrears of Receipts(GIPE)

The arrears of revenue with respect to principal loan and accrued interest relate to previous years' accumulated revenue due and outstanding of **Kshs. 39,165,038,028.79** during the year, indicating an increase of **Kshs. 1,558,824,103.35**. The growth is occasioned by the fact that most Corporations are indicating sign of financial difficulties, others are earmarked for privatization and are awaiting the outcome of the process and direction on all outstanding loan principal plus accrued interest. However, the National Treasury & Planning continues to demand for the amount in arrears.



THE NATIONAL TREASURY
RECEIVER OF REVENUE STATEMENTS
FOR THE YEAR ENDED JUNE 30, 2019

Managing policy Changes

Where there have been change in law or reforms in the sector such that the loan obligation is expected to move to other institutions, efforts are being made to transfer then loan to the respective receiving entity. The Intergovernmental Relations Technical committee is expected to play a key role in the transfer of assets and liabilities especially in the sectors under the devolution process

Privatisation


Privatisation process of some of the institutions especially in the sugar sector is ongoing. It is expected that the outstanding loan arrears will be addressed through balance sheet restructuring. (Attachment)

The accounting policies and explanatory notes to these revenue statements form an integral part of the revenue statements. These revenue statements were approved on 30/9 2019 and signed by:

JULIUS.M. MUIA PhD EBS
RECEIVER OF REVENUE




Nemwel M. Motanya
ICPAK Member No:2367
HEAD OF ACCOUNTING UNIT



THE NATIONAL TREASURY
 RECEIVER OF REVENUE STATEMENTS
 FOR THE YEAR ENDED JUNE 30, 2019

VI- STATEMENT OF COMPARISON OF BUDGET AND ACTUAL AMOUNTS FOR THE PERIOD ENDED 30 JUNE 2019

	Original budget KSHS		Adjustments KSHS	Final budget KSHS		Actual on comparable basis KSHS		Performance %
	2018-2019	Kshs		2018-2019	Kshs	2018-2019	Kshs	
Tax Revenue								
Taxes on income, profits and capital gains	844,020,483,820.00		(97,650,789,067.35)	746,369,694,752.65	688,281,195,389.00		92.22	
Taxes on property (Land Rent)	2,473,641,499.00		(1,611,161,531.00)	862,479,968.00	610,032,875.00		70.73	
Taxes on Goods and Services	683,174,833,923.00		(59,315,495,048.00)	623,859,338,875.00	610,752,307,924.90		97.90	
Taxes on International Trade & Transactions	150,319,143,387.00		(15,306,148,308.00)	134,808,995,078.00	131,071,659,758.15		97.23	
Other Taxes	12,465,746,891.00		(2,972,312,100.00)	9,493,434,791.00	10,115,135,308.40		106.55	
Total tax receipts	1,692,453,849,520.00		-176,855,906,054.35	1,515,597,943,465.65	1,440,830,331,255.45		95.07	
Non tax receipts								
Fees on use of Goods/Services (Traffic)	3,586,000,000.00		102,337,760.81	3,688,337,760.81	4,061,087,271.15		110.11	
Social security contribution	404,875,159		67,171,208.00	472,046,367.00	213,142,904.95		45.15	
Property income	44,317,532,000.00		(7,601,162,330.00)	36,716,369,670.00	26,763,157,460.55		72.89	
Proceeds from foreign grants (Amisom)	8,500,000,000.00		(2,000,000,000.00)	6,500,000,000.00	575,433,441.00		8.85	
Fees on use of goods and services(PDL)	3,000,500,000.00		Nil	3,000,500,000.00	2,155,833,039.85		71.8	
Miscellaneous	4,201,533,466.00		(2,829,896,305.00)	7,031,429,771	192,747,215.90		2.74	
loan redemption	3,925,196,516.00		Nil	3,925,196,516.00	2,919,171,182.55		74.37	
Interest on loans	2,277,965,33.00		Nil	2,277,965,133.00	2,177,611,133.00		95.60	
Receipt from sale of Goods & services(tender)	110,141.00		(64,554.00)	45,587.00				



THE NATIONAL TREASURY AND FINANCIAL PLANNING
 THE NATIONAL TREASURY
 RECEIVER OF REVENUE STATEMENTS
 FOR THE YEAR ENDED JUNE 30, 2019


Sale of Non -Financial assets					710,961.00	
Total Non-tax receipts	67,935,747,282.00	-6,601,821,610.19		63,611,890,804.81	39,058,894,609.95	61.40
Total revenue	1,760,389,596,802.00	-183,457,727,664.54		1,579,209,834,270.46	1,479,889,225,865.40	93.71
Transfer to Exchequer					1,477,733,392,825.55	
Transfer to MDA'S					2,155,833,039.85	

The accounting policies and explanatory notes to these revenue statements form an integral part of the revenue statements. These revenue statements were approved on 30/9/ 2019 and signed by:

JULIUS M. MUIA, PhD, EBS
 RECEIVER OF REVENUE



Nemwel M. Motanya
 ICPAK Member No:2367
 HEAD OF ACCOUNTING UNIT



**THE NATIONAL TREASURY AND PLANNING
THE NATIONAL TREASURY
RECEIVER OF REVENUE STATEMENTS
FOR THE YEAR ENDED JUNE 30, 2019**

VII. SIGNIFICANT ACCOUNTING POLICIES

The principle accounting policies adopted in the preparation of these revenue statements are set out below:

1. Statement of Compliance and Basis of Preparation

The revenue statements have been prepared in accordance with and comply with International Public Sector Accounting Standards (IPSAS) with particular emphasis on Cash Basis Financial Reporting under the Cash Basis of Accounting and relevant legal framework of the Government of Kenya. The financial statements comply with and conform to the form of presentation prescribed by the Public Sector Accounting Standards Board of Kenya.

The financial statements are presented in Kenya Shillings, which is the functional and reporting currency of the National treasury. The accounting policies adopted have been consistently applied to all the years presented.

The revenue statements have been prepared on the cash basis following the Government's standard chart of accounts. The cash basis of accounting recognises transactions and events only when cash is received or paid by the National treasury.

2. Recognition of Revenue

The National Treasury recognises all revenues from the various sources when the event occurs and the related cash has actually been received by the

3. Budget


The budget is developed on the same accounting basis (cash basis), the same accounts classification basis, and for the same period as the revenue statements. The revenue budget was approved as required by Law and as detailed in the Government of Kenya Budget Printed Estimates. A high-level assessment of the revenue's actual performance against the comparable budget for the financial year under review has been included in to these revenue statements.

4. Cash and cash equivalents

Cash and cash equivalents comprise cash on hand and cash at bank, short-term deposits on call and highly liquid investments with an original maturity of three months or less, which are readily convertible to known amounts of cash and are subject to insignificant risk of changes in value. Bank account balances include amounts held at the Central Bank of Kenya.

5. Revenue in Arrears

This relates to revenue earned and is yet to be received or collected by the receiver of revenue.




THE NATIONAL TREASURY AND PLANNING
THE NATIONAL TREASURY
RECEIVER OF REVENUE STATEMENTS
FOR THE YEAR ENDED JUNE 30, 2019

6. Comparative Figures

Where necessary comparative figures for the previous financial year have been amended or reconfigured to conform to the required changes in presentation.

7. Subsequent Events

There have been no events subsequent to the financial year end with a significant impact on the revenue statements for the year ended June 30, 2019



THE NATIONAL TREASURY AND PLANNING
 THE NATIONAL TREASURY
 RECEIVER OF REVENUE STATEMENTS
 FOR THE YEAR ENDED JUNE 30, 2019

VIII. NOTES TO THE FINANCIAL STATEMENT

1. TAXES ON INCOME, PROFITS AND CAPITAL GAINS

	Original Estimates KSHS	Revised Estimates KSHS	Actual KSHS	% Realized
Income Tax from Individual (PAYE)	447,635,300,822.00	403,343,696,908.00	393,439,728,577.56	97.54
Income from Corporative Tax	396,385,182,998.00	343,025,997,844.81	294,841,466,811.45	86.00
Income share of LATF				
Other Income (Refunds)				
Total Revenue	844,020,483,820.00	746,369,694,752.81	688,281,195,389.01	92.22
Balance brought forward			NIL	
Transfers to the Exchequer account			688,281,195,389.01	
Balance carried forward			NIL	


Commentary on Actual Revenue against the Revised Estimates

- I. **1110101- Income tax from individuals (PAYE)** – Revised estimate of kshs. 403.3 Billion, against actual of Kshs. 393.4 billion indicating a shortfall of Kshs.9.9 billion (2.45% below target) which was within the accepted margin of $\pm 5\%$ of forecast error
- II. **1110201- Income tax from Corp (OIT)-** Revised estimate of Kshs. 343.0 billion against actual of Kshs. 294.8 billion indicating a shortfall of Kshs. 48.2 billion (14.1%). The underperformance is attributed among others to the suspension of the the Provisional Collection of Taxes and Duties Act and court injunctions that followed Finance Act, 2018 enactment that affected the implementation of the revenue yielding policy measures especially withholding tax on winnings.


The above revenue statement was approved on 30/9/2019 2019 and signed by:



JULIUS M. MUIA, PhD, EBS
 RECEIVER OF REVENUE



Nemwel.M. Motanya
 ICPAK Member Number: 2367
 HEAD OF ACCOUNTING UNIT



THE NATIONAL TREASURY AND PLANNING
 THE NATIONAL TREASURY
 RECEIVER OF REVENUE STATEMENTS
 FOR THE YEAR ENDED JUNE 30, 2019

2. TAXES ON PROPERTY

	Original Estimates KSHS	Revised Estimates KSHS	Actual KSHS	% Realized
Land rent	2,473,641,499.00	862,479,968.00	610,032,875.00	70.73
Total Revenue on Property	2,473,641,499.00	862,479,968.00	610,032,875.00	
Balance brought forward			NIL	
Transfers to the Exchequer account			610,032,875.00	
Balance carried forward			Nil	

Commentary on Actual Revenue against the Revised Estimates

(1) 1410401-Land Rent – Revised estimate of Kshs. 0.86 billion against the actual of Kshs. 0.61 billion shows revenue underperformance of Kshs. 0.25 billion. This implies a shortfall of about 29.1% against the target which is attributed to administrative challenges

The above revenue statement was approved on 30/9/ 2019 and signed by:



JULIUS M. MUIA, PhD, EBS
 RECEIVER OF REVENUE



Nemwel M. Motanya
 ICPAK Member Number: 2367
 HEAD OF ACCOUNTING UNIT



THE NATIONAL TREASURY AND PLANNING
 THE NATIONAL TREASURY
 RECEIVER OF REVENUE STATEMENTS
 FOR THE YEAR ENDED JUNE 30, 2019

3. TAXES ON GOODS AND SERVICES

	Original Estimates KSHS	Revised Estimates KSHS	Actual KSHS	% Realized
VAT on Domestic Goods and Services	271,715,727,293.00	255,523,947,508.00	230,775,544,312.80	90.32
VAT on Imported Goods and Services	206,898,794,138.00	184,373,720,801.00	183,367,863,463.00	99.46
VAT Refund	-14,400,000,000.00	-14,400,000,000.00		
VAT Remissions				
Total VAT	464,214,521,431.00	425,497,668,309.00	414,143,407,775.80	97.33
Excise Receipts	221,460,312,492.00	200,861,670,566.00	196,608,900,149.10	82.02
Refunds	-2,500,000,000.00	-2,500,000,000.00		
Total Excise receipts	218,960,312,492.00	198,361,670,566.00	196,608,900,149.10	
Total Revenue on Goods and Services	683,174,833,923.00	3,859,338,875.00	610,752,307,924.90	97.90
Balance brought forward				
Transfers to the Exchequer account			610,752,307,924.90	
Balance carried forward			NIL	


Commentary on Actual Revenue against the Revised Estimates

- I. **1140101- The actual VAT on domestic goods and services collected was Ksh.230.8 billion against a revised estimate of Kshs. 255.5 billion, 14.3 billion below target. This implies an underperformance of 5.6% which is within the accepted limit of $\pm 5\%$ error margin.**
- II. **1140201- VAT on Imported goods and services- the actual collection was below target by Ksh. 1 billion (0.54%) which is within the accepted limit of $\pm 5\%$ error margin.**
- III. **1140301- Excise taxes- the actual excise taxes collected was below target by Ksh. 1,75 billion (0.88). The shortfall was partly due to suspension of the Provisional Collection of Taxes and Duties Act and reduction in excisable volumes for cigarettes, beer, spirits and kerosene.**


The above revenue statement was approved on 30/9/ 2019 and signed by:



JULIUS M. MUIA, PhD, EBS
 RECEIVER OF REVENUE



Nemwel.M. Motanya
 ICPAK Member No: 2367
 HEAD OF ACCOUNTING UNIT



THE NATIONAL TREASURY AND PLANNING
 THE NATIONAL TREASURY
 RECEIVER OF REVENUE STATEMENTS
 FOR THE YEAR ENDED JUNE 30, 2019

4. TAXES ON INTERNATIONAL TRADE AND TRANSACTIONS (CUSTOMS)

	Original Estimates KSHS	Revised Estimates KSHS	Actual KSHS	% Realized
Customs Duties	119,362,143,387.00	108,504,065,557.00	106,874,931,943.65	98.31
Refunds	-204,000,000.00	-204,000,000.00		
Other Taxes on International Trade and Transactions (IDF Fee)	30,967,000,000.00	26,508,929,521.00	24,196,727,814.50	91.30
Total Revenue	150,125,143,387.00	134,808,995,078.00	131,071,659,758.15	97.23
Balance brought forward			NIL	
Transfers to the Exchequer account			131,071,659,758.15	
Balance carried forward			NIL	

Commentary on Actual Revenue against the Revised Estimates

- I. **1150101-Custom Duties**- The actual custom duties collected recorded a shortfall of Ksh. 1.8 billion, 1.66% below the Revised estimate of Kshs. 108.5 billion. The shortfall was within the allowed limit of $\pm 5\%$ error margin.
- II. **1150401-Other Taxes on International Trade Transactions (IDF)** – The actual collection was below the revised estimate by Ksh. 2.3 billion, 8.68%. The underperformance is attributed to depressed import volumes owing to spirited fight against counterfeits.


The above revenue statement was approved on 30/9/19 2019 and signed by:



JULIUS M. MUIA, PhD, CBS
 RECEIVER OF REVENUE



Nemwel M. Motanya
 ICPAK Member No: 2367
 HEAD OF ACCOUNTING UNIT



THE NATIONAL TREASURY AND PLANNING
 THE NATIONAL TREASURY
 RECEIVER OF REVENUE STATEMENTS
 FOR THE YEAR ENDED JUNE 30, 2019

5. OTHER TAXES (NOT ELSEWHERE CLASSIFIED)

	Original Estimates KSHS	Revised Estimates KSHS	Actual KSHS	% Realized
Stamp Duty	12,471,746,891.00	9,499,434,791.00	10,115,135,308.40	106.48
Refunds	6,000,000.00	-6,000,000.00		
Total Revenue	12,465,746,891.00	9,493,434,791.00	10,115,135,308.40	106.55
Balance brought forward			NIL	
Transfers to the Exchequer account			10,115,135,308.40	
Balance carried forward			NIL	


Commentary on Actual Revenue against the Revised Estimates

- I. **1160101- Stamp duty** – *The actual collected was above target by Ksh. 0.62 billion, 6.5% which was a rebound from last financial year.*


The above revenue statement was approved on 30/9/ 2019 and signed by:



JULIUS M. MUIA, PhD, CBS
 RECEIVER OF REVENUE



Nemwel. M. Motanya
 ICPAK Member No: 2367
 HEAD OF ACCOUNTING UNIT



THE NATIONAL TREASURY AND PLANNING
 THE NATIONAL TREASURY
 RECEIVER OF REVENUE STATEMENTS
 FOR THE YEAR ENDED JUNE 30, 2019


6. FEES ON USE OF GOODS AND ON PERMISSION TO USE GOODS OR TO PERFORM SERVICES AND ACTIVITIES


	Original Estimates KSHS	Revised Estimates KSHS	Actual KSHS	% Realized
Licences under Traffic Act	3,586,003,010.00	3,688,337,760.81	4,061,087,271.15	110.1
Licenses under the Communication Act				
Petroleum Development Levy (PDL)	3,000,500,000.00	3,000,500,000.00	2,155,883,039.85	71.9
Roads Maintenance Levy (RML)				
Total Fees	6,586,503,010.00	6,688,837,760.81	6,216,920,311.00	92.95
Balance brought forward			NIL	
Transfers to the Exchequer account			4,061,087,271.15	
Transfer to PDL Fund			2,155,883,039.85	
Balance carried forward			NIL	

Commentary on Actual Revenue against the Revised Estimates

- II. **1420201-Fees under Traffic Act, 1140506 – License under Traffic Act, Motor Drivers Licences:**
 Revised estimate of Kshs. 3.7 billion against the actual of Kshs. 4.1 billion, an overperformance of Ksh. 0.4 billion (10.8%).
- III. **1140703- Petroleum Development Levy (PDL) – Revised estimate of Kshs. 3.0 billion against the actual of Kshs. 2.2 billion. This implies an underperformance of 0.9 billion, 30.0 % due to decline in petrol volumes.**

The above revenue statement was approved on 30/7/ 2019 and signed by:


 JULIUS M. MUIA, PhD, CBS
 RECEIVER OF REVENUE


 Nemwel M. Motanya
 ICPAK Member No:2367
 HEAD OF ACCOUNTING UNIT

1

THE NATIONAL TREASURY AND PLANNING
 THE NATIONAL TREASURY
 RECEIVER OF REVENUE STATEMENTS
 FOR THE YEAR ENDED JUNE 30, 2019


7. SOCIAL SECURITY CONTRIBUTIONS

APPENDIX(iv) Pg	Original Estimates KSHS	Revised Estimates KSHS	Actual KSHS	% Realized
Contributions from Government Employees to Social and Welfare Schemes within Government	404,875,159.00	472,046,367.00	213,142,904.95	45.15
Total Contributions	404,875,159.00	472,046,367.00	213,142,904.95	
Balance brought forward	NIL	NIL	NIL	
Transfers to the Exchequer account			213,142,904.95	
Balance carried forward			NIL	


Commentary on Actual Revenue against the Revised Estimates

- I. *Contribution from Government Employees to Social and Welfare Schemes within Government - Revised estimate of Kshs. 472.0 million against the actual of Kshs. 213.1 million. This implies an under performance of Kshs. 271.2 million equivalent to 57.5% of the estimate.*

The above revenue statement was approved on 30/9/ 2019 and signed by:



JULIUS M. MUIA, PhD EBS
 RECEIVER OF REVENUE



Nemwel M. Motanya
 ICPAK Member No:2367
 HEAD OF ACCOUNTING UNIT



THE NATIONAL TREASURY AND PLANNING
 THE NATIONAL TREASURY
 RECEIVER OF REVENUE STATEMENTS
 FOR THE YEAR ENDED JUNE 30, 2019

8. PROPERTY INCOME

APPENDIX (v) Pg 62	Original Estimates KSHS	Revised Estimates KSHS	Actual KSHS	% Realized
Dividends from Central Bank of Kenya (CBK)	14,242,000,000.00	5,800,000,000.00	800,000,000.00	13.8
Other Profits and Dividends	24,250,532,000.00	21,931,369,670.00	17,963,157,460.55	81.9
Surplus funds from Regulatory Authorities	5,825,000,000.00	8,985,000,000.00	8,000,000,000.00	89.04
Rent of Land				
Rent of Government Buildings and Housing				
Total Property Income	44,317,532,000.00	36,716,369,670.00	26,763,157,460.55	72.89
Balance brought forward			NIL	
Transfers to the Exchequer account			26,763,157,460.55	
Balance carried forward			NJIL	

Commentary on Actual Revenue against the Revised Estimates

1410202: Dividends from Central Bank of Kenya (CBK)

The budgeted dividend from CBK in FY 2018/2019 revised estimates of KSh 5.80 billion against actual receipts of KSh. 0.80 billion shows an under collection of KSh. 5.00 billion. Consultation are still ongoing on the payment of dividend by CBK. Already 4.0 billion has been paid in the current financial year 2019/20


1410202: Other Profits & Dividends


The budgeted dividend in the revised estimates of KSh 21.90 billion against actual receipts of KSh. 17.96 billion shows an under collection of KSh. 3.97 billion. The shortfall was mainly attributable to Kenya Electricity Generating Company Ltd (Kengen), Kenya Power & Generating Company Ltd (KP & LC) and Kenya Ports Authority (KPA). Kengen and KPA attributes the non-payment to delay in the receipts of Audit certificate for FY 2017/2018 whereas KP & LC did not declare dividend in the forecast year.


1410203: Surplus Funds

Revised estimates KSh 8.99 billion against actual receipts of KSh. 8.00 billion shows an under collection of KSh 0.99 billion. The shortfall is mainly due to the fact that a number of Corporations targeted under this revenue projection have been contacted by Kenya Revenue Authority (KRA) and are currently remitting the same through KRA in line with the National Treasury Circular No. ZZ/MOF/131/04 "TY 19" dated 9th November 2015 which mandated KRA to collect surplus funds held by regulatory Authorities and delay in finalization of Statutory Audit of Communication Authorities.

The above revenue statement was approved on 30/9/ 2019 and signed by


 JULIUS M. MUIIA, PhD, EBS
 RECEIVER OF REVENUE


 Nemwel M. Motanya
 ICPAK Member No2367
 HEAD OF ACCOUNTING UNIT



THE NATIONAL TREASURY AND PLANNING
 THE NATIONAL TREASURY
 RECEIVER OF REVENUE STATEMENTS
 FOR THE YEAR ENDED JUNE 30, 2019

9. FINES, PENALTIES AND FORFEITURES

	Original Estimates KSHS	Revised Estimates KSHS	Actual KSHS	% Realized
Fines, Penalties and Forfeitures and Other Charges				
Total Income				
Balance brought forward				
Transfers to the Exchequer account				
Balance carried forward				


Commentary on Actual Revenue against the Revised Estimates

We did not have any amount here


The above revenue statement was approved on 30/3/19 2019 and signed by:



JULIUS M. MUIJA, PhD, CBS
 RECEIVER OF REVENUE



Nemwel M. Motanya
 ICPAK Member No: 2367
 HEAD OF ACCOUNTING UNIT



THE NATIONAL TREASURY AND PLANNING
 THE NATIONAL TREASURY
 RECEIVER OF REVENUE STATEMENTS
 FOR THE YEAR ENDED JUNE 30, 2019

10. OTHER RECEIPTS NOT CLASSIFIED ELSEWHERE

	Original Estimates KSHS	Revised Estimates KSHS	Actual KSHS	% Realized
Miscellaneous Revenue pg 50	4,201,533,466.00	5,867,295,718.00	192,747,215.90	2.7
Sundry Revenue	-	1,164,1345,053.00	-	
Total Revenue	4,201,533,466.00	7,031,429,771.00	192,747,215.90	2.7
Balance brought forward				
Transfers to the Exchequer account			192,747,215.90	
Balance carried forward			NIL	


Commentary on Actual Revenue against the Revised Estimates

- I. **1450101- Miscellaneous Revenue-** Revised estimate of Kshs. 7.03 billion against the actual receipts of Kshs. 192.7 million. This shows a deficit of Kshs. 6.8 billion (92.3% below the target). This revenue item is forecasted as a holding for any receipts not envisaged at budget time. It is usually assigned a conservative figure based on historical trends.


The above revenue statement was approved on 30/9/ 2019 and signed by:



JULIUS M. MUIA, PhD, EBS
 RECEIVER OF REVENUE



Nemwel M. Motanya
 ICPAK Member No: 2367
 HEAD OF ACCOUNTING UNIT



THE NATIONAL TREASURY AND PLANNING
 THE NATIONAL TREASURY
 RECEIVER OF REVENUE STATEMENTS
 FOR THE YEAR ENDED JUNE 30, 2019

11. SALE OF GOODS AND SERVICES

	Original Estimates KSHS	Revised Estimates KSHS	Actual KSHS	% Realized
Administrative Fees and Charges				
Incidental Sales by Non-Market Establishments				
Sale of Tender Documents	110,141.00	45,587.00	NIL	
Total Revenue	110,141.00	45,587.00	NIL	
Balance brought forward				
Transfers to the Exchequer account				
Balance carried forward				


Commentary on Actual Revenue against the Revised Estimates

1. **1420601- Sale of Tender Documents-** Revised estimates of Kshs. 45,587 against NIL actual IS occasioned by government offering tender for free.


The above revenue statement was approved on 30/9/19 2019 and signed by:



JULIUS M. MUIA, PhD, CBS
 RECEIVER OF REVENUE



Nemwel .M.Motanya
 ICPAK Member No: 2367
 HEAD OF ACCOUNTING UNIT



THE NATIONAL TREASURY AND PLANNING
 THE NATIONAL TREASURY
 RECEIVER OF REVENUE STATEMENTS
 FOR THE YEAR ENDED JUNE 30, 2019


12. RECEIPTS FROM SALE OF NON FINANCIAL ASSETS APPENDIX (vii) pg 71

	Original Estimates KSHS	Revised Estimates KSHS	Actual KSHS	% Realized
Receipts from the Sale of Buildings				
Receipts from the Sale of Vehicles and Transport Equipment				
Receipts from the Sale of Inventories, Stocks and Commodities	NIL	NIL	710,961.00	
Receipts from the Sale of Intangible Non-Produced Assets				
Total Revenue	NIL	NIL	710,961.00	
Balance brought forward				
Transfers to the Exchequer account			710,961.00	
Balance carried forward			NIL	

Commentary on Actual Revenue against the Revised Estimates

Sale of inventories, stocks and commodities- The receipts was realised from sale of old inventories which was not anticipated during budget making process


The above revenue statement was approved on 30/9/ 2019 and signed by:



JULIUS M. MUIA, PhD, EBS
 RECEIVER OF REVENUE



Nemwel.M.Motanya
 ICPAK Member No: 2367
 HEAD OF ACCOUNTING UNIT



THE NATIONAL TREASURY AND PLANNING
 THE NATIONAL TREASURY
 RECEIVER OF REVENUE STATEMENTS
 FOR THE YEAR ENDED JUNE 30, 2019

13. PROCEEDS FROM DOMESTIC BORROWINGS

	Original Estimates KSHS	Revised Estimates KSHS	Actual KSHS	% Realized
Interest pg 68	2,277,965,333.00	2,277,965,333.00	2,177,611,133.00	95.60
Borrowing within General Government	3,925,196,516.00	3,925,196,516.00	2,919,171,182.55	74.37
Borrowing from Monetary institutions (CBK)				
Borrowings from Commercial Banks				
Borrowings from other domestic financial institutions				
Borrowings from other domestic creditors				
Domestic Accounts Payable				
Total Receipts	6,203,161,849.00	6,203,161,849.00	5,096,782,315.55	82.16
Transfers to the Exchequer account			5,096,782,315.55	
Balance carried forward				

Commentary on Actual Revenue against the Revised Estimates

4510201: Loan Repayment

Revised estimates of KSh. 3.90 billion against actual receipts of KSh. 2.90 billion, shows an under collection of KSh. 1.00 billion, mainly caused by non-repayment of loans due from Water Service Boards, National Water Conservation, National Irrigation Board and Kenya Power & Company Ltd projection of KSh. 0.70 billion whose repayment period was moved forward in FY 2018/2019.


1410101: Loan Interest

Revised estimates KSh. 2.20 billion against actual receipts of KSh. 2.10 billion shows an under collection of KSh. 0.10 billion mainly due non-repayment of interest on loans due from Water Service Boards, National Water Conservation, National Irrigation Board, Agricultural Finance Corporation's loan interest repayment projection of KSh. 0.15 billion and Kenya Power & Company Ltd projection of KSh. 0.69 billion that was outstanding by June 30th 2019.


The above revenue statement was approved on 30/9/ 2019 and signed by:



JULIUS M. MUIA, PhD, EBS
 RECEIVER OF REVENUE



Nemwel..M. Motanya
 ICPAK Member No.2367
 HEAD OF ACCOUNTING UNIT



THE NATIONAL TREASURY AND PLANNING
 THE NATIONAL TREASURY
 RECEIVER OF REVENUE STATEMENTS
 FOR THE YEAR ENDED JUNE 30, 2019


14. PROCEEDS FROM FOREIGN BORROWINGS

	Original Estimates KSHS	Revised Estimates KSHS	Actual KSHS	% Realized
Government of Germany				
Government of Japan				
European Investment Bank				
Global Fund				
International Development Association				
African Development Bank				
Transfers to the Exchequer account				
Balance carried forward				


Commentary on Actual Revenue against the Revised Estimates

Xxxx (comment on each revenue item)


The above revenue statement was approved on 30/9/ 2019 and signed by:



JULIUS M. MUIA, PhD, EBS
 RECEIVER OF REVENUE



Nemwel M. Motanya
 ICPAK Member No. 2367
 HEAD OF ACCOUNTING UNIT



THE NATIONAL TREASURY AND PLANNING
 THE NATIONAL TREASURY
 RECEIVER OF REVENUE STATEMENTS
 FOR THE YEAR ENDED JUNE 30, 2019


15. PROCEEDS FROM FOREIGN GRANTS

	Original Estimates KSHS	Revised Estimates KSHS	Actual KSHS	% Realized
Government of Denmark(DANIDA)				
Government of Sweden (SIDA)				
Government of Italy				
Government of Japan				
United Kingdom- DFID				
Government of USA(USAID)				
Amison Grants	8,500,000,000.00	6,500,000,000.00	575,433,441.00	8.85
Transfers to the Exchequer account				
Balance carried forward				

Commentary on Actual Revenue against the Revised Estimates

- I. **AMISON Grants**- Revised Estimate of Kshs. 6.5 billion against the actual receipts of Kshs. 575.4 billion which is 5.9 billion (91.1%) below target, The Ministry of Defence was appointed as the Receiver of the Grant in the financial year.


The above revenue statement was approved on 30/9/ 2019 and signed by:



JULIUS M. MUIA, PhD, EBS
 RECEIVER OF REVENUE



Nemwel.M. Motanya
 ICPAK Member No.2367
 HEAD OF ACCOUNTING UNIT



THE NATIONAL TREASURY AND PLANNING
 THE NATIONAL TREASURY
 RECEIVER OF REVENUE STATEMENTS
 FOR THE YEAR ENDED JUNE 30, 2019


16. PETROLEUM DEVELOPMENT LEVY FUND

	ORIGINAL KSHS	REVISED KSHS	ACTUAL KSHS
Petroleum development levy	3,000,500.000.00	3,000,500.000.00	2,155,883,039.85
Total revenue			2,155,883,039.85
Transfer to PDL Fund			2,155,883,039.85
Balance carried forward			NIL


The above revenue statement was approved on 30/9/19 2019 and signed by:



JULIUS M. MUIA, PhD, EBS
 RECEIVER OF REVENUE



Nemwel .M. Motanya
 ICPAK Member No:2367
 HEAD OF ACCOUNTING UNIT




THE NATIONAL TREASURY AND PLANNING
THE NATIONAL TREASURY
RECEIVER OF REVENUE STATEMENTS
FOR THE YEAR ENDED JUNE 30, 2019

17. BALANCES CARRIED FORWARD

<u>Balance brought forward subsequently transferred</u>	
Amount	<i>Date transferred</i>
<u>Balance brought forward yet to be transferred</u>	

There were no balances carried forward




THE NATIONAL TREASURY AND PLANNING
 THE NATIONAL TREASURY
 RECEIVER OF REVENUE STATEMENTS
 FOR THE YEAR ENDED JUNE 30, 2019

18. STATEMENT OF WAIVERS AND EXEMPTIONS APPENDIX (i)

(a). DOMESTIC & CUSTOM TAX WAIVERS pg 79

Name of person / organisation benefitting from waiver/ variation	NUMBER OF CASES	Year in which waiver/ variation relates to 2017/18 KSHS	Year in which waiver/ variation relates to 2018/19 KSHS	Amount of variation / waiver	Reasons for waiver/ variation
INCOME TAX AND VAT	12210		520,805,389.00		
CUSTOM AND BORDER CONTROL	961		1,926,336,757.00		
TOTAL	13,171		2,447,142,146.00		
(b) VAT EXEMPTIONS	AND	ZERO	RATING	Pg 81	
DONOR AID PROJECTS	3,169	870,685,002.00	597,838,501.00		
DIPLOMATS	18540	1,651,265,775.00	1,509,371,545.00		
CAPITAL INVESTMENTS	2	53,606,834.00	16,009,847.00		
OFFICIAL AID FUNDED PROJECTS	1,281	8,075,050,418.00	9,134,323,204.00		
OIL AND GAS	8		53,658,528.00		
SPECIALISED HOSPITALS	28		69,313,318.00		
COMESA CONFERENCE	3		716,984.00		
SPECIAL ECONOMIC ZONES	18		1,665,230.00		
AGRICULTURAL MACHINERY	1	35,754,200.00	13,785,774.00		
PHARMACEUTICALS	817	2,372,656,020.00	1,575,366,275.00		
TOTAL		13,059,018,249.00	12,972,049,206.00		

(PFM ACT section 82 sub section 4, 5)




THE NATIONAL TREASURY AND PLANNING
 THE NATIONAL TREASURY
 RECEIVER OF REVENUE STATEMENTS
 FOR THE YEAR ENDED JUNE 30, 2019

APPENDIX (ii) pg 41

THE NATIONAL TREASURY
 SCHEDULE OF ARREARS OF REVENUE HEAD 4510000 LOAN REDEMPTION RECEIPTS
 DUE AND UNCOLLECTED


AS AT 30/6/2019

	DESCRIPTION	FY 2016/2017 AND EARLIER YEARS	FY 2017/2018 AND EARLIER YEARS	FY 2018/19	TOTAL	REMARKS
		Kshs	Kshs	Kshs	Kshs	
1	East African Sugar Industries (Muhoroni)	43,102,354.55	43,102,354.55	-	43,102,354.55	Privatization of the co. is underway and the treatment of GoK loans will be addressed under the privatization framework.
2	South Nyanza Sugar Co.	207,504,015.00	207,504,015.00	-	207,504,015.00	Privatization of the co. is underway and the treatment of GoK loans will be addressed under the privatization framework.
3	Nzoia Sugar Co.	12,964,320.00	12,964,320.00	-	12,964,320.00	Privatization of the co. is underway and the treatment of GoK loans will be addressed under the privatization framework.
4	Miwani Outgrowers Mills Ltd	16,787,642.86	16,787,642.86	-	16,787,642.86	Dormant.
5	Mumias Outgrowers Ltd	18,003,840.00	18,003,840.00	-	18,003,840.00	Dormant.
6	Miwani Sugar Co.	74,544,107.00	74,544,107.00	-	74,544,107.00	Under receivership. To be sold under the privatisation programme.
7	Loans to Local Government Authorities	293,009,980.00	293,009,980.00	-	293,009,980.00	LGLA has been dormant since the 1990's. The debt will be addressed under the devolution framework.
8	Nairobi City Council	4,550,785,854.00	4,550,785,854.00	-	4,550,785,854.00	The NCC loans are now vested in the Nairobi County Government. The arrears will be addressed under the devolution framework.




THE NATIONAL TREASURY AND PLANNING
 THE NATIONAL TREASURY
 RECEIVER OF REVENUE STATEMENTS
 FOR THE YEAR ENDED JUNE 30, 2019

9	National Water Conservation / Mombasa Pipeline	1,262,386,657.85	1,262,386,657.85	-	1,262,386,657.85	The corporation has indicated that the assets have since moved from them to the new Water Boards thus the later should bear the loan burden. The arrears will be addressed under devolution framework.
10	Agricultural Settlement Fund and Central Land Board	79,378,360.41	75,425,176.41	-	75,425,176.41	The SFT is consistent in its loan repayments and therefore reducing the arrears.
11	Moi University	168,750,000.00	168,750,000.00	-	168,750,000.00	The institution has indicated that the funds were used in favour of Karatina University which has since become autonomous. The loan will be regularized in accordance with the Vesting Order.
12	Agro-Chemical and Food Co. Ltd	2,401,241,486.00	2,401,241,486.00	-	2,401,241,486.00	Privatization of the co. is underway and the treatment of GoK loans will be addressed under the privatization framework.
13	Co-operative Bank of Kenya	72,915,185.00	72,915,185.00	-	72,915,185.00	The bank is consistent in loan repayments. A reconciliation exercise to be undertaken to agree the TNT & the Bank's records. Loans to the Coffee Famers under the SCIP program were approved by the Cabinet for write-off and the authority of the Accounting officer is awaited.
14	Catering Levy Trustee/Utalii College	128,000,000.00	128,000,000.00	-	128,000,000.00	The college has requested for the loan balance be written off. The request is being considered.
15	Athi Water Services Board	161,406,000.00	216,406,000.00	58,150,000.00	274,556,000.00	The Board is facing financial difficulties thus unable to repay the loan. Treasury continues to




THE NATIONAL TREASURY AND PLANNING
 THE NATIONAL TREASURY
 RECEIVER OF REVENUE STATEMENTS
 FOR THE YEAR ENDED JUNE 30, 2019

						demand for the amounts due.
16	Halal Meat Products	27,701,420.00	27,701,420.00	-	27,701,420.00	The Company has not been servicing the loan. The Co. sued the Government and the court decided in their favour. The department is seeking the AG opinion in the wake of the counter-claim from the Co.
17	Tanathi Water Services Board	103,305,919.14	206,985,704.14	106,062,660.57	313,048,364.71	The Board is facing financial difficulties thus unable to repay the loan. Treasury continues to demand for the amounts due.
18	Coast Water Services Board	1,192,549,172.72	1,367,071,142.72	202,199,895.25	1,569,271,037.97	The Board is facing financial difficulties thus unable to repay the loan. Treasury continues to demand for the amounts due.
19	National Irrigation Board	43,646,498.40	71,445,365.05	67,548,968.30	138,994,333.35	The Board is facing financial difficulties thus unable to repay the loan. Treasury continues to demand for the amounts due.
20	Kenya Meat Commission	150,800,000.00	150,800,000.00	62,400,000.00	213,200,000.00	The Commission is facing financial difficulties thus unable to repay the loan. Treasury continues to demand for the amounts due.
21	Lake Victoria North Water Service Board	-	17,416,666.30	11,856,454.12	29,273,120.42	The Board is facing financial difficulties thus unable to repay the loan. Treasury continues to demand for the amounts due.
22	Lake Victoria South Water Service Board	-	59,230,769.40	62,623,077.10	121,853,846.50	The Board is facing financial difficulties thus unable to repay the loan. Treasury continues to demand for the amounts due.
23	Tana Water Service Board	-	16,056,965.40	16,056,965.38	32,113,930.78	The Board is facing financial difficulties thus unable to repay the loan. Treasury continues to demand for the amounts



THE NATIONAL TREASURY AND PLANNING
 THE NATIONAL TREASURY
 RECEIVER OF REVENUE STATEMENTS
 FOR THE YEAR ENDED JUNE 30, 2019

						due.
24	Rift Valley Water Services Board	-	-	27,144,803.77	27,144,803.77	The Board is facing financial difficulties thus unable to repay the loan. Treasury continues to demand for the amounts due.
25	Water Resources Management Authority	-	-	16,413,037.69	16,413,037.69	The Board is facing financial difficulties thus unable to repay the loan. Treasury continues to demand for the amounts due.
26	Pyrethrum Board of Kenya	820,199,856.50	-	-	0.00	Written off via CAB (17) 65 MEMO of May 2018.
27	Coffee Board of Kenya	476,000,000.00	-	-	0.00	Written off via CAB (17) 65 MEMO of May 2018.
28	Kenya Cooperative Creameries	9,907,706.45	-	-	0.00	Written off via CAB (17) 65 MEMO of May 2018.
29	Agricultural Finance Corporation	500,619,163.00	-	-	0.00	Re-scheduled via CAB (17) 65 MEMO of May 2018.
30	Industrial & Commercial Development Corporation	127,510,779.70	-	-	0.00	Re-scheduled via CAB (17) 65 MEMO of May 2018.
31	Kenya Fisheries Industries Ltd	2,808,600.00	-	-	0.00	Written off via CAB (17) 65 MEMO of May 2018.
32	Kenya Industrial Estates	1,300,000.00	-	-	0.00	Written off via CAB (17) 65 MEMO of May 2018.
33	Meru Central Farmers Co-op. Union	319,669,865.00	-	-	0.00	Written off via CAB (17) 65 MEMO of May 2018.
34	Kenya Civil Aviation	2,604,548.01	-	-	0.00	Repaid in FY2017/18



THE NATIONAL TREASURY AND PLANNING
 THE NATIONAL TREASURY
 RECEIVER OF REVENUE STATEMENTS
 FOR THE YEAR ENDED JUNE 30, 2019

Authority					
TOTAL	13,269,403,331.59	11,458,534,651.68	630,455,862.17	12,088,990,513.85	


DATE: _____

Eng Stanley Kamau

AgDG PIPM

Julius M. Muia, PhD, EBS

Receiver of Revenue



THE NATIONAL TREASURY AND PLANNING
 THE NATIONAL TREASURY
 RECEIVER OF REVENUE STATEMENTS
 FOR THE YEAR ENDED JUNE 30, 2019

APPENDIX (iii)
THE NATIONAL TREASURY


SCHEDULE OF ARREARS OF REVENUE HEAD 1410000 LOAN INTEREST RECEIPTS
DUE AND UNCOLLECTED
AS AT 30/6/2019

DESCRIP TION	FY 2016/2017 AND EARLIER YEARS	FY 2017/2018 AND EARLIER YEARS	INCREASE/ DECREASE FY 2018/2019	TOTAL ARREARS FY 2018/2019	REMARKS
	Kshs	Kshs	Kshs	Kshs	
1 Nairobi City Council	10,160,506,075.60	10,160,506,075.60	-	10,160,506,075.60	The NCC loans are now vested in the Nairobi County Government. The arrears will be addressed under the devolution framework.
2 South Nyanza Sugar Co.	372,512,027.49	372,512,027.49	-	372,512,027.49	Privatization of the co. is underway and the treatment of GoK loans will be addressed under the privatization framework.
3 Muhoroni Sugar Co. (In receivership)	26,316,314.21	26,316,314.21	-	26,316,314.21	Privatization of the co. is underway and the treatment of GoK loans will be addressed under the privatization framework.
4 Nzoia Sugar Co.	10,989,522.00	10,989,522.00	-	10,989,522.00	Privatization of the co. is underway and the treatment of GoK loans will be addressed under the privatization framework.
5 Miwani Outgrowers Mills Ltd	11,409,916.64	11,409,916.64	-	11,409,916.64	Dormant.
6 Mumias Outgrowers Ltd	3,056,485.00	3,056,485.00	-	3,056,485.00	Dormant.
7 Miwani Sugar Co. (In receivership)	46,303,555.00	46,303,555.00	-	46,303,555.00	Under receivership. To be sold under the privatisation programme.

10

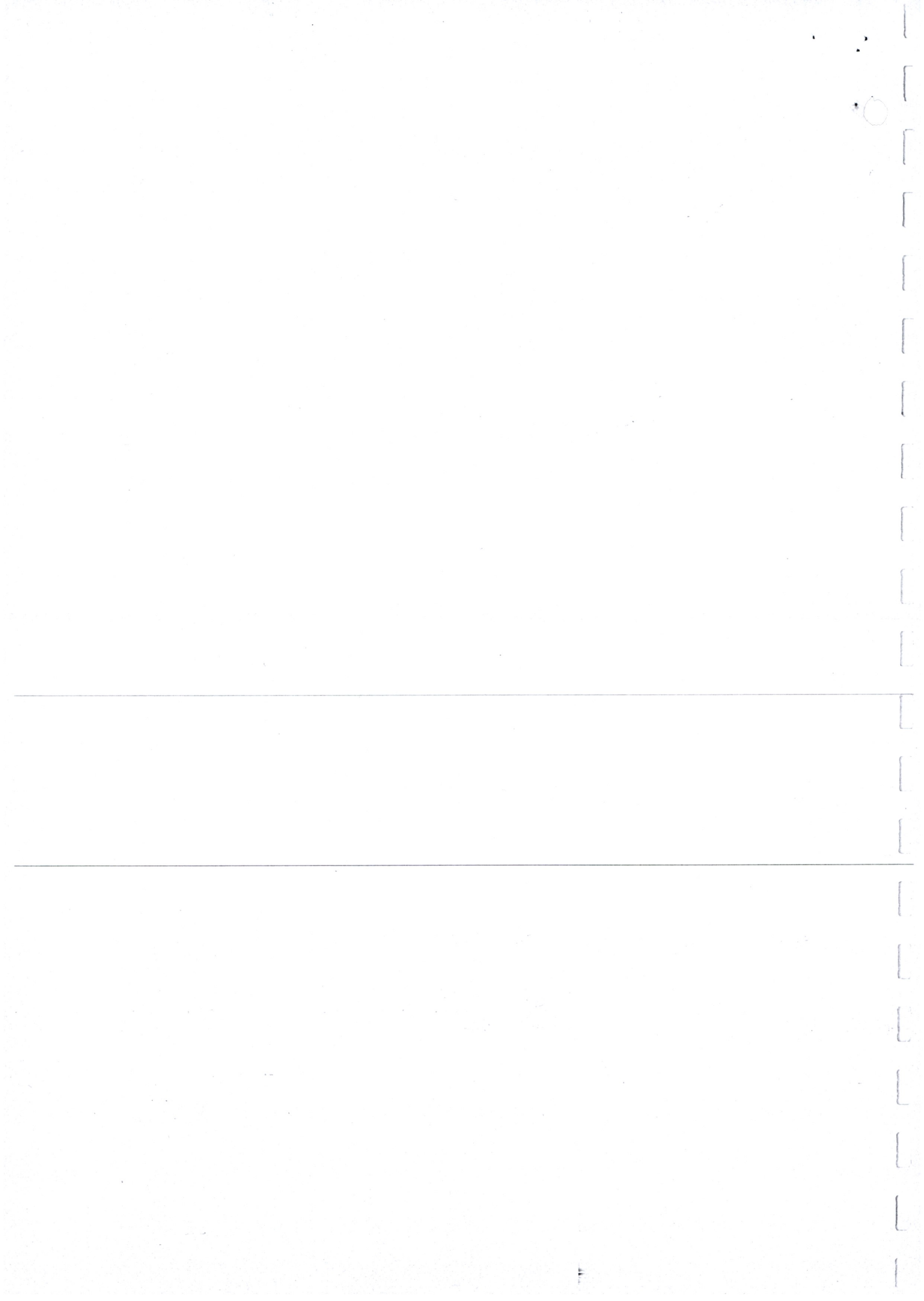
THE NATIONAL TREASURY AND PLANNING
 THE NATIONAL TREASURY
 RECEIVER OF REVENUE STATEMENTS
 FOR THE YEAR ENDED JUNE 30, 2019

8	Loans to Local Government Authorities	555,107,640.00	555,107,640.00	-	555,107,640.00	LGLA has been dormant since the 1990's. The debt will be addressed under the devolution framework.
9	Kenya Meat Commission	24,902,343.65	24,902,343.65	8,600,702.43	33,503,046.08	The Commission is in financial difficulties and unable to service the old loans.
10	National Irrigation Board	378,065,582.15	423,404,774.45	42,810,254.67	466,215,029.12	The loan repayable effective March 2017. TNT continues to demand for outstanding amount.
11	National Water Conservation / Mombasa Pipeline	3,149,419,831.43	3,149,419,831.43	-	3,149,419,831.43	The corporation has indicated that the assets have since moved from them to the new Water Boards thus the later should bear the loan burden. The arrears will be addressed under devolution framework.
12	Agricultural Settlement Fund and Central Land Board	25,856,897.55	25,856,897.55	-	25,856,897.55	The SFT is consistent in its loan & interest repayments.
13	KTDC Revolving Fund	40,376,000.00	44,456,000.00	4,080,000.00	48,536,000.00	This is interest on a irredimable revolving fund of Kshs.48M. The Corporation requested for the termination of the interest payment. TNT approved the request on condition that the Corporation repays back loan. Negotiations for the scheduling of the repayment of the revolving fund ongoing. Without the agreement interest continues to accrue.
14	Agro-Chemical and Food Co. Ltd	3,196,553,616.00	3,196,553,616.00	-	3,196,553,616.00	Privatization of the co. is underway and the treatment of GoK loans will be addressed under the privatization framework.




THE NATIONAL TREASURY AND PLANNING
 THE NATIONAL TREASURY
 RECEIVER OF REVENUE STATEMENTS
 FOR THE YEAR ENDED JUNE 30, 2019

15	Moi University	32,143,291.65	32,143,291.65	-	32,143,291.65	The institution has indicated that the funds were used in favour of Karatina University which has since become autonomous. The loan will be regularized in accordance with the Vesting Order.
16	Catering Levy Trustee/Utalii College	556,430,637.29	556,430,637.29	-	556,430,637.29	The hotel has requested to Treasury for write-off of accrued interest & penalty. The request is being considered.
17	Lake Victoria North Water Service Board	474,511,282.00	484,612,948.65	6,498,632.73	491,111,581.38	The Board is facing financial difficulties thus unable to repay the loan. Treasury continues to demand for the amounts due.
18	Water Resources Management Authority	33,922,453.48	33,922,453.48	8,768,617.23	42,691,070.71	The loan is still disbursing but interest on amounts disbursed to date in arrears. The loan repayment effective March 2018.
19	Athi Water Services Board	279,051,322.06	287,238,072.06	7,323,992.50	294,562,064.56	The Board is facing financial difficulties thus unable to repay the loan. Treasury continues to demand for the amounts due.
20	Coast Water Services Board	523,811,785.40	544,754,421.75	22,747,488.30	567,501,910.05	The Board is facing financial difficulties thus unable to repay the loan. Treasury continues to demand for the amounts due.
21	Halal Meat Products	5,291,674,262.80	5,963,378,978.73	715,931,938.65	6,679,310,917.38	The Company has not been servicing the loan. The Co. sued the Government and the court decided in their favour. The department is seeking the AG opinion in the wake of the counter-claim from the Co.
22	Tanathi Water Services Board	81,245,623.58	155,895,071.58	73,183,236.16	229,078,307.74	The Board is facing financial difficulties thus unable to repay the loan. Treasury continues to demand for the amounts



THE NATIONAL TREASURY AND PLANNING
 THE NATIONAL TREASURY
 RECEIVER OF REVENUE STATEMENTS
 FOR THE YEAR ENDED JUNE 30, 2019

						due.
2 3	Tana Water Services Board	-	20,472,630.35	9,634,179.23	30,106,809.5 8	The Board is facing financial difficulties thus unable to repay the loan. Treasury continues to demand for the amounts due.
2 4	Rift Valley Water Services Board	-	-	11,536,541.60	11,536,541.6 0	The Board is facing financial difficulties thus unable to repay the loan. Treasury continues to demand for the amounts due.
2 5	Lake Victoria South Water Service Board	-	18,035,769.20	17,252,657.67	35,288,426.8 7	The Board is facing financial difficulties thus unable to repay the loan. Treasury continues to demand for the amounts due.
2 6	Pyrethru m Board of Kenya	364,835,370.15	-	-	-	Waived via CAB (17) 65 MEMO of May 2018.
2 7	Coffee Board of Kenya	133,163,509.60	-	-	-	Waived via CAB (17) 65 MEMO of May 2018.
2 8	Kenya Cooperati ve Creamerie s	13,487,544.88	-	-	-	Waived via CAB (17) 65 MEMO of May 2018.
2 9	Agricultur al Finance Corporati on	201,342,538.60	-	-	-	Waived via CAB (17) 65 MEMO of May 2018.
3 0	Industrial & Commerci al Developm ent Corporati on	2,713,675.00	-	-	-	Waived via CAB (17) 65 MEMO of May 2018.
3 1	Kenya Fisheries Industries Ltd	1,123,440.00	-	-	-	Waived via CAB (17) 65 MEMO of May 2018.
3 2	Kenya Industrial Estates	1,170,000.00	-	-	-	Waived via CAB (17) 65 MEMO of May 2018.



THE NATIONAL TREASURY AND PLANNING
 THE NATIONAL TREASURY
 RECEIVER OF REVENUE STATEMENTS
 FOR THE YEAR ENDED JUNE 30, 2019


3	Meru Central Farmers Co-op. Union	159,834,932.48	-	-	-	Waived via CAB (17) 65 MEMO of May 2018.
4	Kenya Civil Aviation Authority	72,948,409.27	-	-	-	Repaid in FY2017/18
	TOTAL	26,224,785,884 .96	26,147,679,27 3.76	928,368,241. 18	27,076,047,5 14.94	

DATE: _____
 Eng. Stanley Kamau

Julius M. Muia, PhD, EBS

Receiver of Revenue

AgDG PIPM




THE NATIONAL TREASURY AND PLANNING
 THE NATIONAL TREASURY
 RECEIVER OF REVENUE STATEMENTS
 FOR THE YEAR ENDED JUNE 30, 2019

APPENDI

X(iv)


MISCELLANEOUS REVENUE 2018/2019

<u>DATE</u>	<u>PV/N</u>	<u>AMISOM</u>	<u>MISC</u>	<u>MPS CONTRIBUTION</u>
30/07/2018	001		100,000.00	
	002		1,706,835.00	
	003		92,620.95	
	004		22,540.00	
	005		9,140.00	
	006		623.10	
	007		2,224,200.00	
	008		524.70	
	009		6,814.65	
	010		9,135.00	
	011		20,566.55	
	012		22,480.00	
	013		93,205.00	
	014		4,617.70	
	015		4,802.10	
	016		3,000.00	
	017		195.00	
	018		74,486.00	
	019		56,500.00	
	020		360.00	
	021			




THE NATIONAL TREASURY AND PLANNING
 THE NATIONAL TREASURY
 RECEIVER OF REVENUE STATEMENTS
 FOR THE YEAR ENDED JUNE 30, 2019

			195.00	
	022		997.85	
	023	2,420,640.00		
	024	12,815,894.05		
	025	15,129,000.00		
8/8/2018	026		38,421,600.45	
	027		8,716.80	
	028		43,541.95	
	029		2,346.95	
	030		15,215.25	
	031		15,137.75	
15/08/18	032		8,769,069.35	
	033		76,123.80	
	034		8,960.00	
	035		22,420.00	
	036		94,021.15	
	037		417.00	
	038		20,586.55	
	039			2,788,657.40
	040			14,141,131.35
	041		41,199.55	
	042		7,837,707.75	
29/08/2018	043		88,144.20	




THE NATIONAL TREASURY AND PLANNING
 THE NATIONAL TREASURY
 RECEIVER OF REVENUE STATEMENTS
 FOR THE YEAR ENDED JUNE 30, 2019

	044		928,806.40	
	045		112,482.75	
	046		21,000.00	
	047		36,066.75	
	048		19,330.50	
	049		2,843.95	
	050		2,868.95	
	051		94,544.15	
13/09/18	052		14,562.20	
	053		12,501,276.45	
	054		4,835.00	
	055			14,141,131.35
	056		929,563.80	
	057		78,019.80	
	058		36,132.55	
	059		2,000.00	
	060		8,765.45	
	061		15,832.05	
	062		20,606.55	
	063			2,788,657.35
	064		94,125.80	
	065		19,806.65	
	066		43,753.35	
	067			




THE NATIONAL TREASURY AND PLANNING
 THE NATIONAL TREASURY
 RECEIVER OF REVENUE STATEMENTS
 FOR THE YEAR ENDED JUNE 30, 2019

			417.00	
	068		4,779.60	
	069		42,337.10	
	070		94,609.05	
	071		88,330.85	
	072		3,016.65	
	073		1,365.85	
	074		360.00	
12/10/2018	075		35,705.60	
	076		20,213.80	
	077		1,000.00	
	078		43,363.60	
	079		21,258.55	
	080			14,181,388.35
	081			2,788,657.35
	082		95,116.40	
	083		15,809.00	
	084		3,041.65	
	085		2,875.00	
	086		10,000.00	
	087		932,001.00	
	088		123,700.00	
	089		4,835.00	
	090		340.00	




THE NATIONAL TREASURY AND PLANNING
 THE NATIONAL TREASURY
 RECEIVER OF REVENUE STATEMENTS
 FOR THE YEAR ENDED JUNE 30, 2019

	091		190.00
	092		1,365.85
	093		1,365.85
	094		400.00
	095		44,234.10
	096		14,118.05
	097		0.90
	098		75,911.25
	099		4,606.65
25/10/2018	100		1,419.00
	101		1,167.00
	102		393.45
	103		1,071.00
	104		88,391.85
	105		13,825,414.95
	106		92,318.55
	107		602.30
	108		21,920.00
	109		2,224,200.00
	110		1,706,835.00
	111		13,325.85
	112		77,305.45
	113		




THE NATIONAL TREASURY AND PLANNING
 THE NATIONAL TREASURY
 RECEIVER OF REVENUE STATEMENTS
 FOR THE YEAR ENDED JUNE 30, 2019

			8,515.00	
	114		2,742.25	
	115			15,356,461.20
	116			3,021,045.45
	117		93,954.00	
	118		933,838.95	
	119		36,068.65	
	120		26,570.00	
	121		15,739.00	
	122		3,086.00	
	123		2,000.00	
	124		1,000.00	
	125		4,835.00	
	126		8,819.30	
	127		14,118.05	
	128		16,672.60	
	129		8,940.00	
	130		22,540.00	
	131		4,835.00	
	132		195.00	
	133		460.00	
	134		1,365.85	
	135		14,672.60	
	136		22,100.00	




THE NATIONAL TREASURY AND PLANNING
 THE NATIONAL TREASURY
 RECEIVER OF REVENUE STATEMENTS
 FOR THE YEAR ENDED JUNE 30, 2019

	137		8,505.00	
	138		533.95	
	139		4,561.65	
	140		1,846.85	
	141		10,040,372.70	
	142		15,523,009.80	
	143		11,159,733.60	
	144		4,809.85	
	145		77,330.55	
	146		20,538.80	
	147		13,173.05	
	148		88,272.25	
	149		92,932.15	
	150		937,846.05	
	151		43,704.35	
	152		36,194.45	
	153		4,561.65	
	154		195.00	
	155		-	
	156		480.00	
	157		1,365.85	
	158		8,694.25	
	159			




THE NATIONAL TREASURY AND PLANNING
 THE NATIONAL TREASURY
 RECEIVER OF REVENUE STATEMENTS
 FOR THE YEAR ENDED JUNE 30, 2019

			4,835.00	
	160		14,464.80	
	161			15,356,461.20
	162			15,893.30
	163		3,061.65	
	164		15,960.00	
	165		93,153.45	
	166			3,061,302.45
	167		2,744.25	
8/1/2019	168		8,686.80	
	169		20,716.80	
	170		20,553.80	
	171		6,484.60	
	172		22,660.00	
	173		78,797.00	
	174		2,724.25	
	175		21,806.20	
	176		87,935.10	
30/1/2019	177		195.00	
	178		4,835.00	
	179		69,829.00	
	180		42,729.25	
	181		1,365.85	
	182		500.00	
	183		2,724.25	




THE NATIONAL TREASURY AND PLANNING
 THE NATIONAL TREASURY
 RECEIVER OF REVENUE STATEMENTS
 FOR THE YEAR ENDED JUNE 30, 2019

	184		91,529.40	
	185		8,375.00	
	186		523.95	
	187		26,134.50	
	188		8,904.50	
	189			15,356,461.20
	190			3,061,302.45
	191		43,817.75	
	192		4,459.95	
	193		90,381.60	
30/1/2019	194		15,981.10	
	195		3,119.40	
	196		21,960.00	
	197		1,706,835.00	
	198		20,553.80	
	199		87,516.90	
	200		946,013.35	
	201		8,813.95	
	202		1,365.85	
	203		520.00	
	204		205.00	
	206			3,061,302.45
	207			15,269,237.70
	208		36,572.00	




THE NATIONAL TREASURY AND PLANNING
 THE NATIONAL TREASURY
 RECEIVER OF REVENUE STATEMENTS
 FOR THE YEAR ENDED JUNE 30, 2019

	209		15,798.85
	210		14,917.00
	211		44,758.90
	212		2,864.25
	213		3,898.05
	214		87,340.00
	215		78,391.00
	217		20,528.80
	218		21,329.60
	219		8,824.65
	220		22,288.60
7/2/2019	221		78,467.00
	222		19,618.80
	223		91,023.35
	224		22,140.00
	225		14,967.55
	226		8,445.00
7/3/2019	227		512.95
	228		2,280,412.00
	229		15,150.45
	230		15,201.80
	231		431.85
	232		8,280.00
	233		21,680.00




THE NATIONAL TREASURY AND PLANNING
 THE NATIONAL TREASURY
 RECEIVER OF REVENUE STATEMENTS
 FOR THE YEAR ENDED JUNE 30, 2019

	234		92,702.15	
	235		35,670.15	
	236		90,306.90	
	237		994,638.75	
	238		13,823,527.20	
	239		9,152.80	
15/3/2019	240		1,365.85	
	241		7,780.00	
	242		19,640.00	
	243		431.85	
	244		88,700.45	
	245		85,512.75	
	246		8,904.50	
	247		4,650.00	
	248		21,408.65	
	249		1,016,849.20	
	250		35,664.80	
	251		90,478.20	
	252			15,269,237.70
	253			3,061,302.45
	254		3,037.95	
	255		14,917.55	
	256		10,000.00	
	257		220.00	




THE NATIONAL TREASURY AND PLANNING
 THE NATIONAL TREASURY
 RECEIVER OF REVENUE STATEMENTS
 FOR THE YEAR ENDED JUNE 30, 2019

	258		560.00	
25/03/2019	259		10,963,120.40	
	260		3,838.05	
	261		22,754.10	
	263		15,059.25	
	264		2,864.25	
	265		88,350.60	
	266			15,269,237.70
	267		91,629.20	
	268		14,777.55	
	269		43,066.65	
	270		3,127.95	
	271			3,061,302.45
10/4/2019	272		45,975.10	
	273		3,794.10	
	274		35,239.25	
	275		1,034,859.95	
	276		1,056,604.15	
	277		1,066,269.90	
	278		972,922.35	
	279		987,794.95	
	280		220.00	
	281		1,442.05	
	282		540.00	




THE NATIONAL TREASURY AND PLANNING
 THE NATIONAL TREASURY
 RECEIVER OF REVENUE STATEMENTS
 FOR THE YEAR ENDED JUNE 30, 2019

	283		80,332.30	
31/5/2019	284		2,131.00	
	285		1,706,835.00	
	286		8,290.00	
	287		19,640.00	
	288		93,579.50	
	289		431.85	
	290		15,475.60	
	291		9,102.40	
	292		41,962.45	
	293		540.00	
	294		220.00	
	295		2,980.05	
	296		3,774.10	
	297		46,237.35	
	298		3,167.95	
	299		89,558.60	
	300			15,225,625.90
	301		381.75	
	302		8,095.00	
	303		20,880.00	
	304		9,259.20	
	305		88,094.45	
	306		1,045,264.50	




THE NATIONAL TREASURY AND PLANNING
 THE NATIONAL TREASURY
 RECEIVER OF REVENUE STATEMENTS
 FOR THE YEAR ENDED JUNE 30, 2019

	307		35,544.35	
	308		21,309.65	
	309		79,574.15	
	310	200,000,000.00		
	311	145,067,906.95		
	312	200,000,000.00		
	313		19,112.00	
	314		3,157.95	
	315		2,969.65	
	316		1,820,448.00	
	317		7,838,208.00	
	318		220.00	
	319		520.00	
	320		63,223.50	
31/5/2019	321		1,442.05	
4/6/2019	322		3,774.10	
	323		1,049,885.90	
	324		85,577.40	
	325		35,712.80	
	326		45,536.95	
	327			3,061,302.40
	328			15,394,751.70
	329		9,195.00	




THE NATIONAL TREASURY AND PLANNING
 THE NATIONAL TREASURY
 RECEIVER OF REVENUE STATEMENTS
 FOR THE YEAR ENDED JUNE 30, 2019

	330		41,818.60
14/6/19	331		88,423.60
	332		3,114.40
	333		21,916.45
	334		19,245.00
24/6/19	335		2,969.65
	336		382.50
	337		8,200.00
	338		21,220.00
	339		94,235.90
	340		19,007.00
	341		2,558.60
	342		9,220.00
	343		220.00
	344		520.00
	345		1,442.00
	346		80,184.00
	347		3,247.95
	348		405.70
	349		15,479.30
	350		4,209.15
	351		35,600.10
	352		39,022.50
	353		46,900.00



THE NATIONAL TREASURY AND PLANNING
 THE NATIONAL TREASURY
 RECEIVER OF REVENUE STATEMENTS
 FOR THE YEAR ENDED JUNE 30, 2019

	354		87,452.15	
	355		1,061,145.95	
	356		2,485,160.00	
	357			3,061,302.40
	358			15,349,751.70
	359		88,178.90	
	360		17,075.00	
	361		620,000.00	
		575,433,441.00	192,747,215.90	213,142,904.95




THE NATIONAL TREASURY AND PLANNING
 THE NATIONAL TREASURY
 RECEIVER OF REVENUE STATEMENTS
 FOR THE YEAR ENDED JUNE 30, 2019

Appendix (V)


**THE NATIONAL TREASURY & PLANNING
 INVESTMENT REVENUE RECEIPTS - FY 2018/2019
 OTHER PROFITS & DIVIDEND RECEIPTS (INVESTMENT
 INCOME)**

SERIAL No.	DEPT. RECEIPT No.	CHEQUE/RTGS TRANSACTION No.	CHEQUE/RTGS TRANSACTION DATE	STATE CORPORATION	RECEIPT OF INVESTMENT REVENUE - DIVIDEND	RECEIPT OF INVESTMENT REVENUE - SURPLUS	RECEIPT OF INVESTMENT - DIRECTORS' FEES	OFFICIAL RECEIPT No.
110	178	FT19004N5KJD	4/1/2019	AFRICAN REINSURANCE CORPORATION	21,065,184.00	-	-	4174680
24	024	026137	26/6/2018	CAPITAL MARKETS AUTHORITY	-	-	966,000.00	4107482
60	117	026948	5/11/2018	CAPITAL MARKETS AUTHORITY	-	-	420,000.00	4118981
132	217	027631	8/3/2019	CAPITAL MARKETS AUTHORITY	-	-	840,000.00	4174810
		DC182061001						283094
02	02	02002	25/7/2018	CENTRAL BANK OF KENYA	-	-	150,000.00	4107363
29	56	DC182361001 02002	24/8/2018	CENTRAL BANK OF KENYA	-	-	150,000.00	4107364
38	73	DC182671001 002002	24/9/2018	CENTRAL BANK OF KENYA	-	-	150,000.00	4107390
51	100	DC182991001 002002	26/10/2018	CENTRAL BANK OF KENYA	-	-	150,000.00	4118951
57	113	FT18316LDT32	12/11/2018	CENTRAL BANK OF KENYA	800,000,000.00	-	-	4118975
93	144	DC183551001 001004	21/12/2018	CENTRAL BANK OF KENYA	-	-	150,000.00	4174640
113	181	DC190241001 003002	24/1/2019	CENTRAL BANK OF KENYA	-	-	150,000.00	4174683
125	202	DC183271001 001004	23/11/2018	CENTRAL BANK OF KENYA	-	-	150,000.00	4174770
137	230	DC190811001 001002	22/3/2019	CENTRAL BANK OF KENYA	-	-	150,000.00	4174835
147	249	DC191141001 001002	24/4/2019	CENTRAL BANK OF KENYA	-	-	150,000.00	4950833
158	272	DC191441001 002002	24/5/2019	CENTRAL BANK OF KENYA	-	-	150,000.00	4950890




THE NATIONAL TREASURY AND PLANNING
 THE NATIONAL TREASURY
 RECEIVER OF REVENUE STATEMENTS
 FOR THE YEAR ENDED JUNE 30, 2019

165	289	DC190531001 004002	22/2/2019	CENTRAL BANK OF KENYA	-	-	150,000.00	495091 0
174	299	DC190751001 003002	24/6/2019	CENTRAL BANK OF KENYA	-	-	150,000.00	495093 1
43	85	FT18276DMBV C	3/10/2018	COMMUNICATION AUTHORITY OF KENYA	-	6,650,000,000.00	-	411880 8
49	97	FT18284H4Q0 0	11/10/2018	COMMUNICATION AUTHORITY OF KENYA	-	1,350,000,000.00	-	411881 5
26	026	046013	3/8/2018	DEVELOPMENT BANK OF KENYA	-	-	200,000.00	410748 4
01	001	FT18206057SZ	25/7/2018	ENERGY REGULATORY COMMISSION	-	-	47,500.00	283094 2
31	58	FT18235DNYF W	23/8/2018	ENERGY REGULATORY COMMISSION	-	-	47,500.00	410736 6
41	76	FT18269LLBJ5	26/7/2018	ENERGY REGULATORY COMMISSION	-	-	47,500.00	410739 4
52	101	FT18302CZ2SX	29/10/2018	ENERGY REGULATORY COMMISSION	-	-	47,500.00	411895 2
85	128	FT18331HQLV D	27/11/2018	ENERGY REGULATORY COMMISSION	-	-	47,500.00	411899 3
92	143	FT1836HQ5Q2	31/12/2018	ENERGY REGULATORY COMMISSION	-	-	47,500.00	417463 9
114	182	FT19024DNF5 X	24/1/2019	ENERGY REGULATORY COMMISSION	-	-	47,500.00	417468 4
129	214	FT190635F5Z5	4/4/2019	ENERGY REGULATORY COMMISSION	-	-	47,500.00	417480 5
148	250	FT19113R4QMJ	23/4/2019	ENERGY REGULATORY COMMISSION	-	-	47,500.00	495083 4
152	251	FT191206KJN W	30/4/2019	ENERGY REGULATORY COMMISSION	-	-	47,500.00	495084 3
168	293	FT19177D8TBJ	26/6/2019	ENERGY REGULATORY COMMISSION	-	-	47,500.00	495092 6
169	294	FT19177NT9VG	26/6/2019	ENERGY REGULATORY COMMISSION	-	-	47,500.00	495092 5
9	009	FT18184WDF4 N	3/7/2018	HOUSING FINANCE CO.LTD.	2,093,437.50	-	-	283095 0
96	147	FT19011SQBSH	11/1/2019	HOUSING FINANCE CO./GROUP LTD.	2,093,437.50	-	-	147466 2
173	298	FT191772MDG F	26/6/2019	ICDC	5,063,400.00	-	-	495093 0
27	27	011469	18/6/2018	IDB CAPITAL LTD.	-	-	32,499.90	410748 5
37	72	011818	20/9/2018	IDB CAPITAL LTD.	-	-	32,499.90	410739 7
104	159	012060	28/12/2018	IDB CAPITAL LTD.	-	-	-	417467




THE NATIONAL TREASURY AND PLANNING
 THE NATIONAL TREASURY
 RECEIVER OF REVENUE STATEMENTS
 FOR THE YEAR ENDED JUNE 30, 2019

								32,499.90	0
179	191	012321	29/3/2019	IDB CAPITAL LTD.				32,499.90	495091 3
23	023	408796/7	25/6/2018	KENYA AIRWAYS				87,750.00	410748 1
36	71	410563/4, 412140/1	24/7, 23/8/2018	KENYA AIRWAYS				175,500.00	410739 6
59	116	413756/7	24/9/2018	KENYA AIRWAYS				87,750.00	411898 0
105	158	415938/9, 417544/5	29/10, 27/11/2018	KENYA AIRWAYS				175,500.00	417467 1
131	216	419336/7, 420787/8	20/12/2018 &	KENYA AIRWAYS				175,500.00	417480 8
180	292	422897/8, 424608/9	26/2, 28/3/2019	KENYA AIRWAYS				263,250.00	495031 4
35	67	FT18256WJHB G	13/9/2018	KENYA COMMERCIAL BANK				1,000,000.00	410738 4
50	99	FT18211LWMM	8/10/2018	KENYA COMMERCIAL BANK				250,000.00	411881 9
83	120	FT183233FQZV	19/11/2018	KENYA COMMERCIAL BANK				250,000.00	411898 3
87	130	FT18334K31P9	30/11/2018	KENYA COMMERCIAL BANK	537,378,947.00			-	411899 1
177	312	FT19179WJNI 5	28/6/2019	KENYA COMMERCIAL BANK				1,750,000.00	497015 8
176	311	FT1917938VLO	28/6/2019	KENYA COMMERCIAL BANK	1,343,447,367. 50			-	497015 7
				KENYA LITERATURE BUREAU	48,803,380.00				
				KENYA NATIONAL					417480
130	215	009934/5	19/2/2019	ASSURANCE 2001 LTD				1,200,000.00	7
3	003	FT18186VS7DK	5/7/2018	KENGEN				-	283094 4
19	019	FT18214RMSL2	2/8/2018	KENGEN				-	410747 7
32	59	FT18250GXLC8	7/9/2018	KENGEN				-	410737 9
40	75	FT1827105VW V	28/7/2018	KENGEN				-	410739 3
45	87	FT18275CQLKZ	2/10/2018	KENGEN				-	411881 0
82	119	FT182758QR4 D	2/10/2018	KENGEN				-	411898 4




THE NATIONAL TREASURY AND PLANNING
 THE NATIONAL TREASURY
 RECEIVER OF REVENUE STATEMENTS
 FOR THE YEAR ENDED JUNE 30, 2019

95	146	FT19003GNSGJ	3/1/2019	KENGEN	-	-	-	417466 1
106	157	026290/1	10/12/2018	KENGEN	-	-	840,000.00	417467 2
118	195	FT190377XLNS	6/2/2019	KENGEN	-	-	-	417469 6
133	218	FT19070T6DJ9	11/3/2019	KENGEN	-	-	-	417481 5
134	227	FT190882RVPG	29/3/2019	KENGEN	-	-	-	417483 2
139	237	FT1909532T40	5/4/2019	KENGEN	-	-	-	417484 6
140	238	FT190950WZ7 T	5/4/2019	KENGEN	-	-	-	417484 7
141	239	FT19095RLWP B	5/4/2019	KENGEN	-	-	-	417484 8
4	004	FT18183Y4B4J	2/7/2018	KENYA POWER & LIGHTING CO. LTD	1,990.10	-	-	283094 5
5	005	FT18183NLHCT	2/7/2018	KENYA POWER & LIGHTING CO. LTD	35,000.00	-	-	283094 6
6	006	FT18183JMH0J	2/7/2018	KENYA POWER & LIGHTING CO. LTD	97,963.60	-	-	283094 7
7	007	FT18183C3BW D	2/7/2018	KENYA POWER & LIGHTING CO. LTD	249,440.40	-	-	283094 8
99	150	FT190020FHFH	2/1/2019	KENYA POWER & LIGHTING CO. LTD	249,440.40	-	-	417466 5
100	151	FT19002857M P	2/1/2019	KENYA POWER & LIGHTING CO. LTD	97,963.60	-	-	417466 6
101	152	FT19002BLJ TZ	2/1/2019	KENYA POWER & LIGHTING CO. LTD	35,000.00	-	-	417466 7
102	153	FT190028VMO 3	2/1/2019	KENYA POWER & LIGHTING CO. LTD	7,225.60	-	-	417466 8
103	154	FT1900254BQT	2/1/2019	KENYA POWER & LIGHTING CO. LTD	1,990.10	-	-	417466 9
119	196	015178/9	18/12/2018	KENYA POWER & LIGHTING CO. LTD	-	-	1,200,000.00	417469 5
18	018	FT18215706H	3/8/2018	KENYA REINSURANCE CORPORATION	357,000,000.00	-	-	410747 6
90	137	FT1834038MP F	6/12/2018	KENYA REINSURANCE CORPORATION	-	-	672,000.00	417461 4
22	022	148962, 149232/448	20/3, 19/4/2018	KENYA REVENUE AUTHORITY	-	-	300,000.00	410748 0
56	105	149880, 150083,	29/6, 8/8/2018,	KENYA REVENUE AUTHORITY	-	-	400,000.00	411897 0
123	200	150661,	23/10,	KENYA REVENUE AUTHORITY	-	-	-	417475




THE NATIONAL TREASURY AND PLANNING
 THE NATIONAL TREASURY
 RECEIVER OF REVENUE STATEMENTS
 FOR THE YEAR ENDED JUNE 30, 2019

		151001	4/12/2018		-		300,000.00	8
149	252	FT19073MKJQQ	14/3/2019	KENYA REVENUE AUTHORITY	-	-	100,000.00	495083 9
150	253	FT19102DJMZ3	12/4/2019	KENYA REVENUE AUTHORITY	-	-	100,000.00	495084 0
151	254	FT19051HKM6S	20/4/2019	KENYA REVENUE AUTHORITY	-	-	100,000.00	495084 2
153	265	FT19126VKD8K	6/5/2019	KENYA REVENUE AUTHORITY	-	-	100,000.00	495085 7
175	300	FT19164HG67S	13/6/2019	KENYA REVENUE AUTHORITY	-	-	100,000.00	495093 2
48	90	FT18277K2LKZ	4/10/2018	LIBERTY KENYA HOLDING LTD	2,185,953.00	-	-	411881 3
20	020	FT18226XJH29	14/8/2018	NAIROBI SECURITIES EXCHANGE	2,625,000.00	-	-	410748 6
10	010	FT18186H53Q T	5/7/2018	NATIONAL BANK OF KENYA	-	-	90,000.00	410745 1
11	011	FT18193RIW8 N	12/7/2018	NATIONAL BANK OF KENYA	-	-	90,000.00	410745 2
30	57	FT18239XQJ45	27/8/2018	NATIONAL BANK OF KENYA	-	-	90,000.00	410736 5
33	60	FT182463R3V5	3/9/2018	NATIONAL BANK OF KENYA	-	-	90,000.00	410737 8
42	77	FT182714230 W	28/9/2018	NATIONAL BANK OF KENYA	-	-	90,000.00	410739 5
54	103	FT18306QTC00	2/11/2018	NATIONAL BANK OF KENYA	-	-	90,000.00	411896 8
84	127	FT18331Z9HYC	27/11/2018	NATIONAL BANK OF KENYA	-	-	90,000.00	411899 2
98	149	FT19003BY4KP	3/1/2019	NATIONAL BANK OF KENYA	-	-	90,000.00	411899 2
117	191	FT19029FH75B	29/1/2019	NATIONAL BANK OF KENYA	-	-	90,000.00	417469 0
127	212	FT19058L37C4	27/2/2019	NATIONAL BANK OF KENYA	-	-	90,000.00	417478 1
138	231	FT190882BBLV	29/3/2019	NATIONAL BANK OF KENYA	-	-	90,000.00	417483 6
154	266	FT191233X4LX	3/5/2019	NATIONAL BANK OF KENYA	-	-	90,000.00	495085 3
163	283	FT19158N5SGB	7/6/2019	NATIONAL BANK OF KENYA	-	-	90,000.00	495090 7
172	297	FT19178SH2GB	27/6/2019	NATIONAL BANK OF KENYA	-	-	90,000.00	495092 9
107	156	374762	21/12/2018	NATIONAL SOCIAL SECURITY FUND	-	-	420,000.00	417467 3



THE NATIONAL TREASURY AND PLANNING
 THE NATIONAL TREASURY
 RECEIVER OF REVENUE STATEMENTS
 FOR THE YEAR ENDED JUNE 30, 2019

111	179	FT19022VJYXJ	22/1/2019	NEW KCC LTD	12,607,883.20	-	-	417468 1
112	180	FT19022YKSB2	22/1/2019	PAN AFRICAN PAPER MILLS E.A. LTD	136,651,121.00	-	-	417468 2
34	68	FT18254KGVZS	11/9/2018	PRIVATIZATION COMMISSION	-	-	210,000.00	410738 5
58	115	FT183206WV3 8	16/11/2018	PRIVATIZATION COMMISSION	-	-	210,000.00	411897 9
91	138	FT1834LL8VY	6/12/2018	PRIVATIZATION COMMISSION	-	-	70,000.00	417461 5
120	197	FT19043659N G	12/2/2019	PRIVATIZATION COMMISSION	-	-	140,000.00	417475 6
170	295	FT191779RNC7	26/6/2019	PRIVATIZATION COMMISSION	-	-	350,000.00	495092 4
47	89	FT18278MHKO P	5/10/2018	PTA REINSURANCE COMPANY	4,385,587.00	-	-	411881 2
86	129	FT+8334L3HW 8	30/11/2018	SAFARICOM LTD	15,424,829,838 .00	-	-	411899 0
97	148	FT190079R2PC	7/1/2019	SAFARICOM LTD	-	-	1,540,000.00	417466 3
126	211	FT190590HDO 2	28/2/2019	SAFARICOM LTD	-	-	168,000.00	417478 0
21	021	FT18225KRFL	13/8/2018	STANBIC HOLDINGS LTD	16,501,682.40	-	-	410748 7
46	88	FT182750RQFX	2/10/2018	STANBIC HOLDINGS LTD	9,282,196.35	-	-	411881 1
159	273	FT1915065QZY	30/5/2019	STANBIC HOLDINGS LTD	14,645,243.10	-	-	495089 1
25	025	089137	12/7/2018	TELKOM (K) LTD	-	-	700,000.00	410748 3
55	104	089268	9/10/2018	TELKOM (K) LTD	-	-	700,000.00	411896 9
108	155	089403	4/1/2019	TELKOM (K) LTD	-	-	700,000.00	417467 4
143	245	089644	3/4/2019	TELKOM (K) LTD	-	-	700,000.00	495081 1
124	201	003664	31/1/2019	UNGA GROUP LTD	539.60	-	-	417475 7
					18,741,436,21 0.95	8,000,000,000.00	21,721,249.60	




THE NATIONAL TREASURY AND PLANNING
THE NATIONAL TREASURY
RECEIVER OF REVENUE STATEMENTS
FOR THE YEAR ENDED JUNE 30, 2019

DATE.....

Julius M. Muia, PhD, EB

Receiver of Revenue

Eng. Stanley
Kamau
Ag. DG /
PIPM




THE NATIONAL TREASURY AND PLANNING
 THE NATIONAL TREASURY
 RECEIVER OF REVENUE STATEMENTS
 FOR THE YEAR ENDED JUNE 30, 2019

Appendix (vi)

THE NATIONAL TREASURY
 DEPARTMENT OF GOVERNMENT INVESTMENT AND PUBLIC ENTERPRISES
 LOAN INTEREST RECEIPTS - FY 2018/2019

SERIAL No.	DEPT. RECEIPT PV No.	CHEQUE/RTGS TRANSACTION No.	CHEQUE/RTGS TRANSACTION DATE	STATE CORPORATION	RECEIPT OF INTEREST	RECEIPT OF
178	313	FT191796B50N	28/6/2019	ATHI WATER SERVICES BOARD	6,440,000.00	
156	270	FT19134J29DW	14/5/2019	CO-OPERATIVE BANK LTD	2,005,093.40	
157	271	FT1913411MHZ	14/5/2019	CO-OPERATIVE BANK LTD	4,050,000.00	
166	291	FT19164291P7	13/6/2019	CO-OPERATIVE BANK LTD	4,050,000.00	
167	292	FT19163B9DZP	12/6/2019	CO-OPERATIVE BANK LTD	2,005,093.40	
8	008	FT1818350PG8	2/7/2018	EQUITY BANK LTD	3,164,504.65	
94	145	FT19002DX9S3	2/1/2019	EQUITY BANK LTD	2,761,609.25	
15	015	FT18212D3ND2	31/7/2018	FAULU MICRO-FINANCE BANK LTD	4,416,912.80	
121	198	FT19031Q9TVS	31/1/2019	FAULU MICRO-FINANCE BANK LTD	3,926,144.50	
53	102	FT18290X073C	17/10/2018	KENYA AIRPORTS AUTHORITY	2,151,403.10	
61	118	FT18325NMZTT	21/11/2018	KENYA AIRPORTS AUTHORITY	46,860,007.90	
136	229	FT19087DH97L	28/3/2019	KENYA AIRPORTS AUTHORITY	2,118,247.90	
162	282	FT191068YNHK	16/4/2019	KENYA AIRPORTS AUTHORITY	44,393,691.70	
144	246	FT19113QZ2P9	23/4/2019	KENYA CIVIL AVIATION AUTHORITY	64,961,269.40	
146	248	FT19113YLJT7	23/4/2019	KENYA CIVIL AVIATION AUTHORITY	48,594,167.05	
3	003	FT18186VS7DK	5/7/2018	KENGEN	961,988.35	
19	019	FT18214RMSL2	2/8/2018	KENGEN	88,647,989.20	
32	59	FT18250GXLC8	7/9/2018	KENGEN	55,635,052.50	
40	75	FT1827105VWV	28/7/2018	KENGEN	93,219,087.55	
45	87	FT18275CQLKZ	2/10/2018	KENGEN	8,379,327.50	
82	119	FT182758QR4D	2/10/2018	KENGEN	482,693,962.50	
95	146	FT19003GNSGJ	3/1/2019	KENGEN	763,344.75	
118	195	FT190377XLNS	6/2/2019	KENGEN	83,778,897.60	
133	218	FT19070T6DJ9	11/3/2019	KENGEN	53,674,346.80	
134	227	FT190882RVPG	29/3/2019	KENGEN	93,015,710.80	
139	237	FT1909532T40	5/4/2019	KENGEN	481,710,937.50	
140	238	FT190950WZ7T	5/4/2019	KENGEN	169,101,636.40	
141	239	FT19095RLWPB	5/4/2019	KENGEN	7,818,154.90	
12	012	FT1818788TB3	6/7/2018	KENYA POWER & LIGHTING CO. LTD	7,190,944.35	
13	013	FT182113YF9W	30/7/2018	KENYA POWER & LIGHTING CO. LTD	44,306,158.65	




THE NATIONAL TREASURY AND PLANNING
 THE NATIONAL TREASURY
 RECEIVER OF REVENUE STATEMENTS
 FOR THE YEAR ENDED JUNE 30, 2019

39	74	FT18260YTW34	17/9/2018	KENYA POWER & LIGHTING CO. LTD	13,964,835.95
44	86	FT18274WCPLH	1/10/2018	KENYA POWER & LIGHTING CO. LTD	22,815,691.85
88	135	FT183390MTPW	5/12/2018	KENYA POWER & LIGHTING CO. LTD	52,614,505.65
89	136	FT183374KL49	3/12/2018	KENYA POWER & LIGHTING CO. LTD	6,640,703.90
109	177	FT190223KWPJ	22/1/2019	KENYA POWER & LIGHTING CO. LTD	41,702,949.65
135	228	FT19077FHN3F	18/3/2019	KENYA POWER & LIGHTING CO. LTD	12,606,750.00
142	240	FT19093XVXJK	3/4/2019	KENYA POWER & LIGHTING CO. LTD	20,561,400.00
160	274	FT19148V6F3I	28/5/2019	KENYA POWER & LIGHTING CO. LTD	4,252,340.85
161	281	FT1915751F70	6/6/2019	KENYA POWER & LIGHTING CO. LTD	47,636,559.40
16	016	FT18213HT9D4	1/8/2018	KENYA WOMEN MICRO-FINANCE BANK LTD	4,525,018.75
115	189	FT19029DFW3R	29/1/2019	KENYA WOMEN MICRO-FINANCE BANK LTD	4,022,239.05
28	55	FT18243JZ3JC	31/8/2018	NYERI WATER & SEWERAGE	8,822,988.00
128	213	FT1906034SRZ	1/3/2018	NYERI WATER & SEWERAGE	8,507,881.00
17	017	FT182137D3QX	1/8/2018	RAFIKI MICRO-FINANCE BANK LTD	2,087,860.95
122	199	FT19031GMH1H	31/1/2019	RAFIKI MICRO-FINANCE BANK LTD	1,855,876.40
164	284	FT190841NQGI	25/3/2019	RIFT VALLEY WATER SERVICES BOARD	1,800,000.00
14	014	FT182128DBFL	31/7/2018	SMEP	2,222,919.10
116	190	FT19029JVDQ9	29/1/2019	SMEP	1,975,928.10

DATE.....

JULIUS.M MUIA.PHD,EBS
 RECEIVER OF REVENUE


ENG. STAN
 Ag. DG/ F



THE NATIONAL TREASURY AND PLANNING
 THE NATIONAL TREASURY
 RECEIVER OF REVENUE STATEMENTS
 FOR THE YEAR ENDED JUNE 30, 2019


APPENDIX(vii)
DEPOSIT 1071 - ACCOUNTS
DEPOSITS AND SALE OF NON-FINANCIAL ASSETS
FOR THE FINANCIAL YEAR 2018-2019
ACCOUNT NO. 4-1071-0000-6780101

DATE	FOLIO NO:	MR. NO:	RECEIVED FROM	AMOUNT
				-
30/07/2019	160	2830937	CHARLES NDERITU NDUNGU	44,200.00
11/1/2019	160	4174624	SPONWORLD ENTERPRISES	1,000.00
11/1/2019	160	4174625	SAKOU G. CONTRACTORS	1,000.00
11/1/2019	160	4174626	WANGUGI CONSTRUCTION	1,000.00
11/1/2019	160	4174627	URBAN BUILDING CONSTR.	1,000.00
14/1/2019	161	4174629	LESSTHAN ENTERPRISES	1,000.00
14/01/2019	161	4174630	WONDER ENTERPRISES	1,000.00
15/01/2019	161	4174631	M/S SAYAN VENTURES	1,000.00
15/01/2019	161	4174632	PLATINUM ENTERPRISES	1,000.00
16/01/2019	161	4174648	BIG TUC CO. LTD	1,000.00
23/04/2019	161	4950806	PAULINE MUKAMI	3,000.00
23/04/2019	161	4950808	FRANCIS MBUGUA	1,000.00
23/04/2019	161	4950807	JOSEPH MBUGUA	2,000.00
23/04/2019	161	4950809	MARTIN NDUNGU WAITHERA	1,000.00
24/04/2019	161	4950812	MOGITI ELIZABETH NYAKWARA	1,000.00
24/04/2019	161	4950813	JOSEPH MURIUKI	12,000.00
25/04/2019	161	4950814	BERYL KENYA LIMITED	1,000.00
24/04/2019	162	4950815	JOSEPH WAIGI GITAU	1,000.00
26/04/2019	162	4950816	ANTONY MAINA	4,000.00
26/04/2019	162	4950817	CHARLES NDUNGU	4,000.00
26/04/2019	162	4950818	FRANCIS GITHUKA	11,000.00
26/04/2019	162	4950819	VINCENT SHIMWEJI	2,000.00
26/04/2019	162	4950820	DINA MUKEBI	1,000.00
26/04/2019	162	4950824	DANIEL MUTINDA	17,000.00
26/04/2019	162	4950822	JECINCO ENTERPRISES	4,000.00
26/04/2019	162	4950823	PETER N. MWANGI	1,000.00
26/04/2019	162	4950821	JAMES KANAGI	3,000.00
23/05/2019	162	4950867	JOSEPH MBUGUA WANJIRU	64,000.00
23/05/2019	162	4950868	JOSEPH WAIGI GITAU	530.00
23/05/2019	162	4950865	FRANCIS GITHUKA	27,720.00
27/05/2019	163	4950873	DANIEL MUTINDA	47,700.00
24/05/2019	163	4950866	JOSEPH MURIUKI KINYUA	54,000.00



THE NATIONAL TREASURY AND PLANNING
THE NATIONAL TREASURY
RECEIVER OF REVENUE STATEMENTS
FOR THE YEAR ENDED JUNE 30, 2019


28/05/2019	163	4950878	PAULINE MUKAMI	30,000.00
31/05/2019	163	4950879	JECINCO ENTERPRISES	8,850.00
4/6/2019	163	4950894	FRANCIS MBUGUA BENSON	124,000.00
10/6/2019	163	4950901	ANTONY MAINA	231,961.00
			TOTAL	710,961.00



THE NATIONAL TREASURY AND PLANNING
 THE NATIONAL TREASURY
 RECEIVER OF REVENUE STATEMENTS
 FOR THE YEAR ENDED JUNE 30, 2019


THE NATIONAL TREASURY & PLANNING
OF INVESTMENTS BY CABINET SECRETARY/ NATIONAL TREASURY &
VARIOUS STATE CORPORATIONS AND COMPANIES AS AT 30TH JUNE 2019

Company/State Corporation Name	Number Of Shares As 30/06/2018	Nominal Value 2018 KSHS	Number Of Shares As 30/06/2019	Nominal Value 2019 KSHS	% S/
Power & Co. Ltd - shares	946,062,063	2,365,155,157.50	946,062,063	2,365,155,157.50	
Power & Co. Ltd - 4% & cumulative pref. shares	813,549	16,270,980.00	813,549	16,270,980.00	
National Bank Of Kenya Ltd - ordinary	69,300,000	346,500,000.00	76,230,000	381,150,000.00	
National Bank of Kenya Ltd - Preference	900,000,000	4,500,000,000.00	900,000,000	4,500,000,000.00	
Commercial Bank of Kenya Ltd	523,600,000	523,600,000.00	523,600,000	523,600,000.00	
Equity Bank Ltd	4,342,548	21,712,740.00	4,342,548	21,712,740.00	
Finance Holdings Kenya Ltd	4,342,548	4,342,548.00	4,342,548	4,342,548.00	
Sugar Company of Kenya Ltd	306,000,000	612,000,000.00	306,000,000	612,000,000.00	
Kenya Airways Ltd	445,920,557	2,229,602,780.00	2,847,844,811	14,239,224,055.00	
Finance Co. Of Kenya Ltd	8,422,850	42,114,250.00	9,265,135	46,325,675.00	
Electricity Generating Company of Kenya Ltd	1,538,853,019	3,847,132,547.50	4,615,424,088	11,538,560,220.00	
Kenya Portland Cement Company Ltd	22,804,305	114,021,525.00	22,804,305	114,021,525.00	
Kenya Power Ltd	14,022,578,580	70,112,892,900.00	14,022,578,580	70,112,892,900.00	
Securities (NSE)	8,750,000	8,750,000.00	8,750,000	8,750,000.00	




THE NATIONAL TREASURY AND PLANNING
 THE NATIONAL TREASURY
 RECEIVER OF REVENUE STATEMENTS
 FOR THE YEAR ENDED JUNE 30, 2019

Supermarkets	53,537,573	267,687,865.00	53,537,573	267,687,865.00
Reinsurance	420,000,000	1,050,000,000.00	420,000,000	1,050,000,000.00
Up Limited	568	2,765.00	568	2,765.00
	19,275,328,160	86,061,786,058	24,761,595,768	105,801,696,431
FINANCIAL COMPANIES				
Industrial Bank of Kenya	-	-	35,000,000	700,000,000.00
Industrial Bank of Kenya	-	-	20,000	2,000,000.00
National Company	50,000	50,000,000.00	50,000	50,000,000.00
Petroleum Ltd	19,800,000	396,000,000.00	19,800,000	396,000,000.00
Refinery Company	18,173,299	363,465,980.00	18,173,299	363,465,980.00
Vehicle Manufacturers Limited	385,000	7,700,000.00	385,000	7,700,000.00
Kenya Sugar Ltd - Class A	26,779,500	535,590,000.00	26,779,500	535,590,000.00
Kenya Sugar Ltd - Class B	235,500	4,710,000.00	235,500	4,710,000.00
Kenya Co-Creameries	54,702,886	547,028,860.00	54,702,886	547,028,860.00
Sugar Company	26,600,000	532,000,000.00	26,600,000	532,000,000.00
Uganda Sugar	17,485,984	349,719,680.00	17,485,984	349,719,680.00
Uganda Sugar Industries	1	20.00	1	20.00



THE NATIONAL TREASURY AND PLANNING
 THE NATIONAL TREASURY
 RECEIVER OF REVENUE STATEMENTS
 FOR THE YEAR ENDED JUNE 30, 2019

Industrial Estate	4,013,863	80,277,260.00	4,013,863	80,277,260.00
Oil Corporation	26,599,999	531,999,980.00	26,599,999	531,999,980.00
Sugar Co. (1989)	2,058,000	41,160,000.00	2,058,000	41,160,000.00
Oil	35,614,848	712,296,960.00	35,614,848	712,296,960.00
Promotion	5	1,000.00	5	1,000.00
Security Services	3,685,040	368,504,000.00	3,685,040	368,504,000.00
	236,183,925	4,520,453,740	271,203,925	5,222,453,740
Total	19,511,512,085	90,582,239,798	25,032,799,693	111,024,150,171




THE NATIONAL TREASURY AND PLANNING
 THE NATIONAL TREASURY
 RECEIVER OF REVENUE STATEMENTS
 FOR THE YEAR ENDED JUNE 30, 2019

DORMANT COMPANIES/INVESTMENTS

Company Name	Number of Shares	Nominal Value 2018	Number of Shares	Nominal Value 2019
Agri-Products Ltd	1	20.00	1	20.00
Agricultural & Fertilizers	2,084,998	41,699,960.00	2,084,998	41,699,960.00
Gar Company	1,485,675	29,713,500.00	1,485,675	29,713,500.00
Te Ltd	2,500	50,000.00	2,500	50,000.00
Altry Ltd	4	20.00	4	20.00
Y Ltd	39	195.00	39	195.00
Chemicals and Ltd	3,640,000	72,800,000.00	3,640,000	72,800,000.00
an Paper Mills	-	-	-	-
	7,213,217	144,263,695	7,213,217	144,263,695
TOTAL	19,518,725,302	90,726,503,493	25,040,012,910	111,168,413,866

OF INVESTMENTS BY THE CABINET SECRETARY/ NATIONAL TREASURY IN INTERNATIONAL ORGANIZATIONS

Company Name	Number Of Shares As 30/06/2018	Nominal Value 2018	Number Of Shares As 30/06/2019	Nominal Value 2019 in USD	% S/
International Finance Corporation (IFC)	4,041	4,041,000.00	4,041	4,041,000.00	
Trade Insurance	283	28,300,000.00	283	28,300,000.00	
Development	5,186	51,860,000.00	5,186	51,860,000.00	
Development (Japan)	60,453	31,006,344	60,770	31,168,630.93	




THE NATIONAL TREASURY AND PLANNING
 THE NATIONAL TREASURY
 RECEIVER OF REVENUE STATEMENTS
 FOR THE YEAR ENDED JUNE 30, 2019

Bank, Harare Southern Trade & (ent.)	1,068	24,208,356.00	1,068	24,208,386.00
Trique	6,617	6,617,000.00	12,023	12,023,000.00
Bank for ction & ent on DC	2,711	327,041,485.00	2,711	327,041,485.00
al Investment Agency	58	622,382.88	303	3,279,687.15
Bank	1,667	22,500,000.00	3,800	51,300,000.00
port - Import	596	5,960,000.00	1,333	5,960,000.00
insurance on	-	-	25,800	2,580,000.00
	-	-	47,704	17,161,143.00

DATE*JULIUS M. MUIA PhD EBS*
Eng. STANLEY KAMAU

RECEIVER OF REVENUE
Ag. DG. PIPM



STATEMENT OF ARREARS, WAIVERS, EXEMPTIONS AND TREASURY UNDERTAKINGS FOR THE YEAR ENDED
30TH JUNE, 2019

A: STATEMENT OF ARREARS AS AT 30TH JUNE 2019 (All figures in Kshs. Millions)

Classification of Revenue	Description of Debt	Cumulative amount of arrears as at 30 th June, 2018				Additional arrears for the current financial year ended 30 th June, 2019	Cumulative arrears as at 30 th June, 2019			
		PRINCIPAL	PENALTY	INTEREST	Total		PRINCIPAL	PENALTY	INTEREST	Total
Domestic Taxes	Legacy System Debt	83,474	18,431	71,446	173,351	4,437	83,882	74,965	177,788	
	iTax System Debt				114,773	94,599			209,372	
Sub Total					288,124	99,036			387,160	
International Trade Taxes	Customs Debt	15,996	1,777	13	17,786	11,002			28,788	
Total		99,470	20,208	71,459	305,910	110,038	83,882	74,965	415,948	

Notes

- (i) **The exercise to validate debt is ongoing and subsequently, recommendations will be made to the National Treasury for write-off on irrecoverable debts.**
- (ii) Legacy system debt - the uncollectable debt from Legacy system constitutes all penalties and interest (Kshs. 93,906M), 1992 and Prior debt (Kshs. 4,766M), estimated assessment debt (Kshs. 14,320M) and 69% of the debt balance of Kshs. 64,795M (i.e Kshs. 44,487M) to cater for debt that is subject to key factors including data corrections, objections and appeal processes (Court/TAT/,ADR) that is not be collectable.
- (iii) iTax debt - it is estimated that 70% of the total iTax debt of Kshs. 209,372M (i.e Kshs. 146,561M) is uncollectable debt in view of the huge ledger corrections being undertaken, Setoffs/Waivers backlogs being cleared, objections and appeal processes (Court/TAT).
- (iv) Customs debt - it is estimated that 55% of Customs debt (i.e. Kshs. 16,102m) is not collectible due to the following factors; all penalties and interest - Kshs. 4,207m; debts under dispute in court, TAT and Objections - Kshs. 2,200M; 50% of debt under distress actions - kshs. 550M; Accounted-for bonds debt - Kshs. 1,278M and doubtful debt under validation/adjustments - Kshs. 9,145m

Measures Taken to Recover the Arrears

- (i) Establishment of a Corporate Taxpayer Account Management Division that is fully dedicated to debt management, recovery of the arrears and maintenance of taxpayer accounts.
- (ii) Enhancing the debt staff capacity through recruitment and training. During the year, 60 new debt staff were recruited.
- (iii) Enhanced partnership with external service providers including Credit Reference Bureaus (CRBs), banks, relevant 3rd parties and use of auctioneers to recover debts.
- (iv) Strengthening the capacity of the tax appeal processes including the Alternative Dispute Resolution (ADR) and Tax Appeals Tribunal (TAT) to enhance resolution of the many tax disputes tying huge debts. KRA has an established Corporate Tax Dispute Resolution Division meant to improve the management of disputes and fast track resolution.
- (v) Strengthening the capacity on effective utilization of debt enforcement actions provided by the law i.e. agency notices and distraint (auction of property) to deal with difficult and hard-core debt cases. This entails building capacity on gathering intelligence information through various sources.

B. STATEMENT OF WAIVERS & EXEMPTIONS AS AT 30th JUNE 2019

(i) DOMESTIC & CUSTOMS TAX WAIVERS

ITEM	NUMBER OF CASES	AMOUNT (KSHS)
Income Tax and VAT	12,210	520,805,389
Customs & Border Control	961	1,926,336,757
Total	13,171	2,447,142,146


(ii) VAT EXEMPTIONS AND ZERO RATING 2018/2019

ITEM	DETAILS	NUMBER OF CASES 2018-19	AMOUNTS KSHS 2018-2019	AMOUNTS KSHS 2017-2018
DONOR AID PROJECTS	Supply of taxable goods and services to Donor Projects and Donor Agencies	3,169	597,838,501	870,685,002
DIPLOMATS	Supply of taxable goods and services to Diplomats and privileged institutions	18,540	1,509,371,545	1,651,265,775
CAPITAL INVESTMENTS	Supply of taxable goods and services to Capital Investment projects for Glee Hotel and Ikono Investment.	2	16,009,847	53,606,834
OFFICIAL AID FUNDED PROJECTS	Supply of taxable goods and services to Official Aid Funded projects such as Construction of Ngong Road & Outering Road and the National Fibre Optic Project among others.	1,281	9,134,323,204	8,075,050,418
OIL & GAS	Supply of taxable goods and services to Oil and Gas projects such as African Gas ltd, Zarara Oil and Gas ltd.	8	53,658,528	
SPECIALISED HOSPITALS	Supply of taxable goods and services to specialised Hospitals such as Kiambu Road Investment Co, Jalaram Hospital etc.	28	69,313,318	
COMESA CONFERENCE	Supply of taxable goods and services during Comesa meetings and conferences held in Kenya.	3	716,984	
SPECIAL ECONOMIC ZONES	Supply of taxable goods and services to Special Economic Zones eg Tatu City, African Economic Zones Ltd.	18	1,665,230	
AGRICULTURAL MACHINERY	Supply of taxable raw materials and inputs to manufacturers of Agricultural machinery for Ndume Ltd.	1	13,785,774	35,754,200
PHARMACEUTICALS	Supply of taxable raw materials and inputs to manufacturers of Pharmaceuticals and medicaments	817	1,575,366,275	2,372,656,020
TOTAL			12,972,049,206	13,059,018,249

C. REPORT ON THE CUSTOMS TREASURY UNDERTAKINGS AS AT 30th JUNE 2019

ENTITY	PROJECT/ITEM DESCRIPTION	AMOUNT Kshs
CHINA ROAD & BRIDGE CORPORATION	Supply of taxable good and services to the Standard Gauge Railway Project 1 (SGR 1) prior to legislation on exempt for the specific project.	2,888,013,574
KENYA DEFENCE FORCES (KDF)	Importation of taxable military hardware prior to legislation on exempt for the specific items.	471,446,170
URYSIA LIMITED & GENERAL MOTORS	Importation of semi Knocked down vehicles (SKDV) for assembling of Peugeot and Volkswagen Vehicles.	250,896,409
CATHOLIC CHURCH, ARCHDIOCESE OF NAIROBI	Importation of a taxable vehicle by the church	996,565
MUSLIM COMMUNITY	Importation of taxable Dates for use during the months of Ramadhan	71,453,970
STATE HOUSE	Importation of taxable vehicles for use by the State House.	30,868,242
DEFENCE FORCES CANTEN ORGANISATION	Importation of supplies (mainly foodstuffs) to the military	35,003,674
TOTAL		3,748,678,604

Prepared By;




Elizabeth Meyo-Commissioner DTD


Approved By;



Githii Mburu-Commissioner General



Kevin Safari-Commissioner C&BC



Amb. Dr. Francis K. Muthaura, MBS, EGH
Chairman