



REPUBLIC OF KENYA



# REPORT

OF

# THE AUDITOR-GENERAL



PAPERS LAID	
DATE	5/3/24 ON
TABLED BY	Maj. L.
COMMITTEE	—
CLERK AT THE TABLE	Kawata

## NANDI COUNTY FACILITIES IMPROVEMENT FUND

**FOR THE YEAR ENDED  
30 JUNE, 2023**



---

# NANDI COUNTY FACILITIES IMPROVEMENT FUND

ANNUAL REPORT AND FINANCIAL STATEMENTS  
FOR THE YEAR ENDED 30<sup>TH</sup> JUNE 2023

---

Prepared in accordance with the Accrual Basis of Accounting Method under the International Public  
Sector Accounting Standards (IPSAS)

*The Nandi County Facilities Improvement Fund  
Annual Report and Financial Statements for The Year Ended 30<sup>th</sup> June 2023*

---

**Table of Contents**

<b>I. Key Entity Information and Management</b> .....	iii
<b>II. Management Team</b> .....	vi
<b>III. Hospital Management Team Report</b> .....	vii
<b>IV. Report of The Chief Executive Officer</b> .....	vii
<b>V. Statement Of Performance Against Predetermined Objectives</b> .....	x
<b>VI. Corporate Governance Statement</b> .....	xi
<b>VII. Management Discussion and Analysis</b> .....	xii
<b>VIII. Environmental and Sustainability Reporting</b> .....	xii
<b>X. Report of the Independent Auditor (Auditor General)</b> .....	xiv
<b>XI. Statement of Financial Performance for The Year Ended 30 June 2023</b> .....	1
<b>XII. Statement of Financial Position as at 30<sup>th</sup> June 2023</b> .....	3
<b>XIII. Statement of Changes in Net Asset for The Year Ended 30 June 2023</b> .....	5
<b>XIV. Statement of Cash Flows for The Year Ended 30 June 2022</b> .....	6
<b>XV. Statement Of Comparison of Budget and Actual Amounts For The Year Ended 30 June 2023</b> .....	8
<b>XVI. Notes To the Financial Statements</b> .....	9
<b>XVII. Appendices</b> .....	51

## **I. Key Entity Information and Management**

### **(a) Background information**

The Nandi County Facilities Improvement Fund is An Act of County Assembly of Nandi enacted in 1st November 2022. The objective of the Act is to provide for framework to allow the health sector and health facilities to retain monies in accordance with provisions of section 109 (2) (b) read with section 116(1) of Public Finance Management Act 2012, and further establishes Nandi County Improvement Fund and Provide for a Framework for performance based financing of health service in the County.

### **(b) Principal Activities**

The main activities are to :

- i) To sustainably operate, maintain, equip, rehabilitate health facilities and procure emergency medical supplies in hospitals and health facilities in the County,
- ii) Create incentives for hospitals and health facilities to sustainably generate resources
- iii) Provide funding for the day to day operations of hospitals and health facilities
- iv) Provide immediate funds for health related emergencies and disaster.

### **(c) Key Management**

The Nandi County Facilities Improvement Fund is managed under the following key organs:

- i) There is established Nandi County Facilities Improvement Fund Board comprising of eleven members
  - The Chairperson as appointed by the Governor Nandi County
  - The CECM Health and Sanitation
  - The Chief Officer Health Services
  - County Director of Health Services (Secretary of the Board)
  - Fund Administrator (ex-officio)
  - The Chief Officer Finance and Economic Planning
  - County Hospital Medical Superintendent
  - NGO Member Nominee
  - Religious Member Nominee
  - County Health Director, Finance and Planning
  - Member of Public (expert in Finance Management)

***The Nandi County Facilities Improvement Fund  
Annual Report and Financial Statements for The Year Ended 30<sup>th</sup> June 2023***

---

**(d) Fiduciary Management**

The key management personnel who held office during the financial year ended 30<sup>th</sup> June 2023 and who had direct fiduciary responsibility were:

<b>No.</b>	<b>Designation</b>	<b>Name</b>
1.	Chief officer –Health & Sanitation	Fredrick Kiptum
2.	County health administrative, finance and planning	Philip Kogo
3.	Head of finance	Fredrick Kemboi
4.	Director Medical Services	Dr. David Bungei
5.	Head of supply chain	Joash Kirwa

**(e) Fiduciary Oversight Arrangements**

The key fiduciary oversight bodies at the County for the year ended June 30,2023 were  
Clinical Research and Standards Committee.  
Audit committee  
County Assembly

**(f) Entity Headquarters**

County Government of Nandi,  
P.O. Box 802-30300,  
Kapsabet, Kenya.

**(g) Entity Contacts**

Telephone: (254) 053 5252355,  
Email: [info.nandi.go.ke](mailto:info.nandi.go.ke)  
Website: [www.nandi.go.ke](http://www.nandi.go.ke)

**(h) Independent Auditors**

Auditor General  
Office of Auditor General  
Anniversary Towers, Institute Way  
P.O. Box 30084  
GPO 00100  
Nairobi, Kenya

**(i) Principal Legal Adviser**


The County Attorney  
County Government of Nandi  
P.O. Box 802-30300  
Kapsabet, Kenya

**II. Management Team**



**MR. FREDRICK KIPTUM.**

Mr. Fredrick kiptum was appointed as the chief officer on 20<sup>th</sup> march 2023, He is a holder of bachelor of science degree in microbiology and biotechnology from the university of Nairobi. Fredrick kiptum has worked as a Director Health, Administration planning and Finance previously as sub county administrator in Nandi hills. He has also worked in safaricom PLC 2008-2011. Mr. kiptum has vast experience in public service management and administration



**DR. DAVID BUNGEI**

He was appointed as county Director of Health on January 1<sup>st</sup> 2019. He is a holder of Bachelor of Medicine and Bachelor of Surgery from the university of Nairobi and Masters of public health (Disease control and Epidemiology) from Moi university. He previously worked as Medical Officer in Bomet ,medical supretendant Longisa hospital and medical officer of health in kericho



**MR PHILIP K KOGO**

Mr Philip Kogo is currently the ACC Director, Health Administration Finance and Planning. He has been the county Health Administrative Officer since the devolution of Health Services from 2013. He also worked as the District Health Administrative Officer in charge of Nandi East, Nandi South and Tinderet District from 2008 to 2013.

Mr Kogo is currently pursuing PhD in Strategic Management at Kisii University. He is a holder of MBA, Strategic Management option and BBM of MT Kenya and Moi university respectively. He is a Full Member of Kenya institute of Management [KIM] and Institute of Human Resource, Kenya (IHRM). He is also a member of the Kenya Association of Health Administrators[KAHA] He has also done Strategic Leaderships Development Programmed Course [SLDP ] and Corporate Governance course from the Kenya School of Government {KSG} Mr. Kogo is a career civil servant with over 20 years in public service. He has vast experience in Administration and Strategic Management.

### **III. Hospital Management Team Report**

It is an honour to present the annual report and financial statements for the Nandi County Facilities Improvement Fund for the year ended 30<sup>th</sup> June 2023. Nandi county facilities improvement fund continues to provide timely, cost effective and patient centred specialized healthcare services in the county. The financial year 2022/2023 has been successful despite macroeconomic challenges during the year with the county hospital facilities remaining resilience and successfully delivering on core mandate. As the Government of Kenya commits to provide universal health coverage to its citizens under the Big - 4 plan, hospital facilities play a key role as one of the county's strategic delivery units in the scale up of universal health coverage.

During the financial ending 30<sup>th</sup> June 2023 Nandi County Hospitals continued to offer specialized medical care by attending both outpatient clients and in-patient clients.

Nandi County Hospitals has also done significant strategic infrastructural upgrade, renovations and purchase of modern medical equipment, this includes construction of new mother and baby unit at an approximate cost of Kshs 409 million.

On behalf of the board management, I wish to extend my appreciation to the hospital management and staff for their commitment and dedication that ensured the highest quality service delivery and improved performance this financial year.

### **IV. Report of The Chief Executive Officer**

The financial year 2022/2023 has been a significant one for Nandi County Hospitals with continuous improvement on service delivery and maintenance of the hospital's transformation agenda. Nandi County Hospitals maintained steady growth throughout the year attributable to increased activity levels with a majority of the areas exceeding the target performed.

#### **Healthcare delivery**

Kenya is experiencing a change in diseases patterns marked by increasing burden of non-communicable (NCDs) such as cardiovascular diseases, respiratory and digestive diseases, diabetes and psychiatric conditions. Nandi County Hospitals has taken steps towards realization of the second strategic objective of the Kenya Health sector strategic development plan (KHSSP) 2014-2018 that target to halt and reverse the rising pattern of non-communicable conditions.

### **Universal health coverage**

Universal health coverage (UHC) remains the top priority in the health sector as per the Governments Big-4 plan. Nandi County Hospitals has therefore continued to implement strategic activities and flagship projects to accelerate scale up of this Government Agenda to the other counties within its catchment area. The Hospital fully implement six (6) strategic pillars for the attainment of Universal Health coverage that include provision of quality and highly specialized health care services; continued availability of Health products & Technologies (HPTs); Human Resources for Health (HRH)- Medical Outreaches/Movement Of Specialists, Preceptorships, Internships; Community service/Population Health, Health Information Systems (HIS) and Health Financing.

### **Nandi County 2023-2027 Strategy**

Nandi county hospitals continue with the implementation of the 2023- 2027 strategy based on the key pillars identified to address long-term strategic imperatives. These include; To improve Customer Experience, to expand and improve services, to improve revenue generation, to improve processes and management systems, to maintain effective, dynamic and transformational leadership, to promote Organisational and work culture to enhance knowledge management.

### **Financial Management**

Hospitals have a robust financial management system that is based on the existing government financial management rules and regulations, Public Finance Management (PFM) Act 2012, International Public Sector Accounting Standards (IPSAS) and International Financial Reporting Standards (IFRA). Hospitals complied with the reporting framework as per PFM Act 2012, by submitting all the quarterly reports and financial statements to The National Treasury and Planning.

The long-term sustainability of Hospitals operations will be determined by its continued ability to improve profitability and generate cash flow, and I am pleased to report that the Hospitals continues to implement sound financial management policies and efficient utilization of funds, which ultimately enables the accomplishment of this object.


### **Partnerships and Collaboration**

Hospitals values both internal and external partners and linkages across the World. The Hospital undertook community outreaches and health promotions aimed at creating awareness in different health issues, which are paramount to improving healthcare delivery. Our partnership with the neighbouring counties and working with the communities continues to position Nandi Hospitals as a Multi-Specialist Hospital of its kind. Besides routine patient care and management, the Hospital successfully conducted medical camps in the region in order to utilize highly skilled expertise from visiting doctors from collaborating institutions.

### **Appreciation**

I take this opportunity to acknowledge the support of the government of Kenya, and Development partners. Many thanks go to the Chairman and Members of the Board of Management for their strategic guidance and support, our supplier's for supplying the good and services required for patients care and the entire staff for their commitment to providing excellent services to our clients.

Finally, we are extremely grateful to the Hospital Board, Management and staff Member who worked tirelessly to make the achievement for the FY 2022/23 possible.



**Mr. FREDRICK KIPTUM**  
**Chief Officer Health and Sanitation**

## **V. Statement Of Performance Against Predetermined Objectives**

### **Introduction**

Section 164 (2) (f) of the Public Finance Management Act, 2012 requires that, at the end of each financial year, the Accounting Officer prepares financial statements of each County Government Entity in accordance with the standards and formats prescribed by the Public Sector Accounting Standards Board.

The key development objectives of the Hospitals for the Year ended 30<sup>th</sup> June 2023 plan are to:

- a) Provide efficient and high quality healthcare system that is accessible, equitable and affordable for every Kenyan
- b) Provision and promotion of preventive, curative and rehabilitative health services

## **VI. Corporate Governance Statement**

The KCRH Board of Management has a Board Chapter that describes Board Members' responsibility, the Board's functions & structures and ethical conduct. In addition to this, the Mwongozo Code of Governance for state Corporations governs Board operations.

### **1. Appointment and induction of new Members**

Appointment of Board Members is as prescribed under the state cooperation Act CAP 446 vide Legal Notice No 78 of 1998 and 56 of 2002.

### **2. Training of Board Members**

The Board Chair attended the following training during the year.

<b>Committee</b>	<b>Training</b>	<b>Date</b>	<b>Attendance</b>	<b>Venue</b>
Philip Kogo	KSG	13 <sup>th</sup> April 2022		Baringo

## **VII. Management Discussion and Analysis**

### **Financial Performance Highlights Results for Year Ended June 30, 2022**

The Hospital recorded a surplus of Kshs. **38,654,623**, The surplus performance is largely due to: i) favourable rebates from NHIF:

ii) adequate reimbursement for free maternity care: the hospital receives a standard reimbursement of Kshs. 5,000 per delivery from the free maternity program. However, in most cases, this is not adequate in view of the following: • considering that the free maternity includes ante-natal, delivery and post-natal, It's also good to note despite a surplus some of the key challenges include

i) Underprivileged and Indigents medical bills: 78% of the patients treated at hospital are either from the informal sector or unemployed. These clients do not have an insurance cover and usually settle their medical bills out of pocket. Upon clinical discharge, most are unable to settle medical bills. They are released from the hospital on a commitment to settle their bills in future on unsecured credit. After the release, efforts to collect the due credit are largely fruitless. A provision for bad and doubtful debts has been made to recognize the inability to recover the debt. Revenue performance The Hospital operations are funded through grants from the national government, fee charged for services rendered (cost sharing), rental income, public contributions and donations, grants from development partners and bank interest income.

## **VIII. Environmental and Sustainability Reporting**

Hospitals exist to transform lives. This is our purpose; the driving force behind everything we do. It's what guides us to deliver our strategy, which is founded on four pillars: putting the customer/Citizen first, delivering relevant goods and services, and improving operational excellence. Below is a brief highlight of our achievements in each pillar.

### **1. Sustainability strategy and profile -**

In the financial year 2022-2023 we had to go an extra mile to balance the politics and service provision to the public, value for money remains to be our key objective.

The County Government of Nandi has advocated for all the stakeholders i.e. Constituencies and County officials to work together in promoting participatory, governance and accountability.

The strategy has been achieved through public participation in budget making process.

**2. Employee welfare**

Hospitals has provided instruction, training and supervision so as to ensure health and safety at work of his workers.

**3. Market place practices**

To ensure responsible competition practices, Nandi County has undertaken vigorous training at various sub counties on emerging issues of concern both touching on county staff and the public

# REPUBLIC OF KENYA

Telephone: +254-(20) 3214000  
E-mail: info@oagkenya.go.ke  
Website: www.oagkenya.go.ke



*Enhancing Accountability*

**HEADQUARTERS**  
Anniversary Towers  
Monrovia Street  
P.O. Box 30084-00100  
NAIROBI

## **REPORT OF THE AUDITOR-GENERAL ON NANDI COUNTY FACILITIES IMPROVEMENT FUND FOR THE YEAR ENDED 30 JUNE, 2023**

---

### **PREAMBLE**

I draw your attention to the contents of my report which is in three parts:

- A. Report on the Financial Statements that considers whether the financial statements are fairly presented in accordance with the applicable financial reporting framework, accounting standards and the relevant laws and regulations that have a direct effect on the financial statements.
- B. Report on Lawfulness and Effectiveness in Use of Public Resources which considers compliance with applicable laws, regulations, policies, gazette notices, circulars, guidelines and manuals and whether public resources are applied in a prudent, efficient, economic, transparent and accountable manner to ensure the Government achieves value for money and that such funds are applied for the intended purpose.
- C. Report on the Effectiveness of Internal Controls, Risk Management and Governance which considers how the entity has instituted checks and balances to guide internal operations. This responds to the effectiveness of the governance structure, risk management environment and internal controls, developed and implemented by those charged with governance for orderly, efficient and effective operations of the entity.

An unmodified opinion does not necessarily mean that an entity has complied with all relevant laws and regulations, and that its internal controls, risk management and governance systems are properly designed and were working effectively in the financial year under review.

The three parts of the report are aimed at addressing the statutory roles and responsibilities of the Auditor-General as provided by Article 229 of the Constitution, the Public Finance Management Act, 2012 and the Public Audit Act, 2015. The three parts of the report when read together constitute the report of the Auditor-General.

### **REPORT ON THE FINANCIAL STATEMENTS**

#### **Opinion**

I have audited the accompanying financial statements of Nandi County Facilities Improvement Fund set out on pages 1 to 51, which comprise of the statement of financial position as at 30 June, 2023 and the statement of financial performance, statement of changes in net assets, statement of cash flows and statement of comparison of budget and actual amounts for the year then ended and a summary of significant accounting policies and other explanatory information in accordance with the provisions of Article 229

of the Constitution of Kenya and Section 35 of the Public Audit Act, 2015. I have obtained all the information and explanations which to the best of my knowledge and belief, were necessary for the purpose of the audit.

In my opinion, the financial statements present fairly, in all material respects, the financial position of Nandi County Facilities Improvement Fund as at 30 June, 2023 and of its financial performance and its cash flows for the year then ended, in accordance with International Public Sector Accounting Standards (Accrual Basis) and comply with the Public Finance Management Act, 2012 and the Nandi County Facilities Improvement Fund Act, 2022.

### **Basis for Opinion**

The audit was conducted in accordance with the International Standards for Supreme Audit Institutions (ISSAIs). I am independent of the Nandi County Facilities Improvement Fund Management in accordance with ISSAI 130 on the Code of Ethics. I have fulfilled other ethical responsibilities in accordance with the ISSAI and in accordance with other ethical requirements applicable to performing audits of financial statements in Kenya. I believe that the audit evidence I have obtained is sufficient and appropriate to provide a basis for my opinion.

### **Emphasis of Matter**

#### **Budgetary Control and Performance**

The statement of comparison of budget and actual amounts reflects final receipts budget and actual on a comparable basis of Kshs.138,761,069 and Kshs.105,791,196 respectively resulting to an under-collection of Kshs.32,969,873 or 24% of the budget. Similarly, the Fund expended Kshs.67,136,573 against an approved budget of Kshs.138,761,069 resulting to an under-expenditure of Kshs.71,624,496 or 52% of the budget.

The under-collection and under-performance may have affected the planned activities and may have impacted negatively on service delivery to the public.

My opinion is however, not modified in respect of this matter.

### **Key Audit Matters**

Key audit matters are those matters that, in my professional judgement, are of most significance in the audit of the financial statements. There were no key audit matters to report in the year under review.

## **REPORT ON LAWFULNESS AND EFFECTIVENESS IN USE OF PUBLIC RESOURCES**

### **Conclusion**

As required by Article 229(6) of the Constitution and based on the audit procedures performed, except for the matters described in the Basis for Conclusion on Lawfulness and Effectiveness in Use of Public Resources section of my report, I confirm that nothing else has come to my attention to cause me to believe that public resources have not been applied lawfully and in an effective way.

## **1. Presentation of the Annual Report and Financial Statements**

Review of the annual report and financial statements reveals that the names of the Fund Board members, passport-size photographs, date of birth, key academic and professional qualifications, work experience, an indication of whether the Board member is independent or executive and which committee the trustee chairs where applicable were not reflected in the annual report and financial statements. Further, the reports of the Board and Fund Chairperson were missing, and there was no statement of Management responsibilities. In addition, the fund accountant who signed financial statements did not indicate his/her name and ICPA(K) membership number.

In the circumstances, the financial statements have not been presented in accordance with the International Public Sector Accounting Standards and the financial reporting template issued by the Public Sector Accounting Standards Board.

## **2. Failure to Appoint the Fund Administrator and Fund Board**

The Fund operated without a substantive Fund Administrator who is supposed to be the accounting officer contrary to Sections 6(1) and (2) of Nandi County Facilities Improvement Fund Act, 2022 which state that the County Executive Committee Member responsible for finance shall designate a person from the County public service who shall administer the Nandi County Facilities Improvement Fund and the Fund Administrator appointed shall be the accounting officer of the Fund.

The Fund also operated without a Fund Board that is supposed to provide overall design and oversight contrary to Sections 13(1) and 14(1) of the Nandi County Facilities Improvement Fund Act, 2022 which state that there is established the Nandi County Facilities Improvement Fund Board and the Fund Board shall provide overall design and oversight of the Fund.

In the circumstances, the Fund Management was in breach of the law.

The audit was conducted in accordance with the International Standards for Supreme Audit Institutions (ISSAI) 4000. The Standard requires that I comply with ethical requirements and plan and perform the audit to obtain assurance about whether the activities, financial transactions and information reflected in the financial statements comply, in all material respects, with the authorities that govern them. I believe that the audit evidence I have obtained is sufficient and appropriate to provide a basis for my conclusion.

## **REPORT ON THE EFFECTIVENESS OF INTERNAL CONTROLS, RISK MANAGEMENT AND GOVERNANCE**

### **Conclusion**

As required by Section 7(1)(a) of the Public Audit Act, 2015 and based on the audit procedures performed, I confirm that nothing has come to my attention to cause me to believe that internal controls, risk management and governance were not effective.

## **Basis for Conclusion**

The audit was conducted in accordance with the International Standards for Supreme Audit Institutions (ISSAIs) 2315 and 2330. The Standards require that I plan and perform the audit to obtain assurance about whether effective processes and systems of internal controls, risk management and overall governance were operating effectively, in all material respects. I believe that the audit evidence I have obtained is sufficient and appropriate to provide a basis for my conclusion.

## **Responsibilities of Management and those Charged with Governance**

Management is responsible for the preparation and fair presentation of these financial statements in accordance with International Public Sector Accounting Standards (Accrual Basis) and for maintaining effective internal control as Management determines is necessary to enable the preparation of financial statements that are free from material misstatement, whether due to fraud or error and for its assessment of the effectiveness of internal control, risk management and governance.

In preparing the financial statements, Management is responsible for assessing the Fund's ability to sustain its services, disclosing, as applicable, matters related to sustainability of services and using the applicable basis of accounting unless Management is aware of the intention to abolish the Fund.

Management is also responsible for the submission of the financial statements to the Auditor-General in accordance with the provisions of Section 47 of the Public Audit Act, 2015.

In addition to the responsibility for the preparation and presentation of the financial statements described above, Management is also responsible for ensuring that the activities, financial transactions and information reflected in the financial statements are in compliance with the authorities which govern them, and that public resources are applied in an effective way.

Those charged with governance are responsible for overseeing the Fund's financial reporting process, reviewing the effectiveness of how Management monitors compliance with relevant legislative and regulatory requirements, ensuring that effective processes and systems are in place to address key roles and responsibilities in relation to overall governance and risk management, and ensuring the adequacy and effectiveness of the control environment.

## **Auditor-General's Responsibilities for the Audit**

The audit objectives are to obtain reasonable assurance about whether the financial statements as a whole are free from material misstatement, whether due to fraud or error, and to issue an auditor's report that includes my opinion in accordance with the provisions of Section 48 of the Public Audit Act, 2015 and submit the audit report in compliance with Article 229(7) of the Constitution. Reasonable assurance is a high level of assurance, but is not a guarantee that an audit conducted in accordance with ISSAIs will always detect a material misstatement and weakness when it exists. Misstatements can arise from fraud or error and are considered material if, individually or in the aggregate, they could

reasonably be expected to influence the economic decisions of users taken on the basis of these financial statements.

In addition to the audit of the financial statements, a compliance audit is planned and performed to express a conclusion about whether, in all material respects, the activities, financial transactions and information reflected in the financial statements are in compliance with the authorities that govern them and that public resources are applied in an effective way, in accordance with the provisions of Article 229(6) of the Constitution and submit the audit report in compliance with Article 229(7) of the Constitution.

Further, in planning and performing the audit of the financial statements and audit of compliance, I consider internal control in order to give an assurance on the effectiveness of internal controls, risk management and governance processes and systems in accordance with the provisions of Section 7(1)(a) of the Public Audit Act, 2015 and submit the audit report in compliance with Article 229(7) of the Constitution. My consideration of the internal control would not necessarily disclose all matters in the internal control that might be material weaknesses under the ISSAIs. A material weakness is a condition in which the design or operation of one or more of the internal control components does not reduce to a relatively low level the risk that misstatements caused by error or fraud in amounts that would be material in relation to the financial statements being audited may occur and not be detected within a timely period by employees in the normal course of performing their assigned functions.

Because of its inherent limitations, internal controls may not prevent or detect misstatements and instances of non-compliance. Also, projections of any evaluation of effectiveness to future periods are subject to the risk that controls may become inadequate because of changes in conditions, or that the degree of compliance with the policies and procedures may deteriorate.


As part of an audit conducted in accordance with ISSAIs, I exercise professional judgement and maintain professional skepticism throughout the audit. I also:

- Identify and assess the risks of material misstatement of the financial statements, whether due to fraud or error, design and perform audit procedures responsive to those risks, and obtain audit evidence that is sufficient and appropriate to provide a basis for my opinion. The risk of not detecting a material misstatement resulting from fraud is higher than for one resulting from error, as fraud may involve collusion, forgery, intentional omissions, misrepresentations, or the override of internal controls.
- Evaluate the appropriateness of accounting policies used and the reasonableness of accounting estimates and related disclosures made by the Management.
- Conclude on the appropriateness of the Management's use of the applicable basis of accounting and, based on the audit evidence obtained, whether a material uncertainty exists related to events or conditions that may cast significant doubt on the Fund's ability to continue to sustain its services. If I conclude that a material uncertainty exists, I am required to draw attention in the auditor's report to the related disclosures in the financial statements or, if such disclosures are inadequate, to modify my opinion. My conclusions are based on the audit evidence obtained up to the date of my audit report. However, future events or conditions may cause the Fund to cease to sustain its services.

- Evaluate the overall presentation, structure and content of the financial statements, including the disclosures, and whether the financial statements represent the underlying transactions and events in a manner that achieves fair presentation.
- Obtain sufficient appropriate audit evidence regarding the financial information and business activities of the Fund to express an opinion on the financial statements.
- Perform such other procedures as I consider necessary in the circumstances.

I communicate with the Management regarding, among other matters, the planned scope and timing of the audit and significant audit findings, including any significant deficiencies in internal control that are identified during the audit.

I also provide Management with a statement that I have complied with relevant ethical requirements regarding independence and communicate with them all relationships and other matters that may reasonably be thought to bear on my independence and where applicable, related safeguards.

  
FCPA Nancy Gathungu, CBS  
AUDITOR-GENERAL

Nairobi

01 February, 2024

*The Nandi County Facilities Improvement Fund  
Annual Report and Financial Statements for The Year Ended 30<sup>th</sup> June 2023*

**XI. Statement of Financial Performance for The Year Ended 30 June 2023**

Description	Notes	2022/23	2021/22
		Kshs	Kshs
<b>Revenue from non-exchange transactions</b>			
Transfers from the County Government	6	-	-
In-kind contributions from the County Government	7	-	-
Grants from donors and development partners	8	-	-
Transfers from other Government entities	9	-	-
Public contributions and donations	10	-	-
		-	-
<b>Revenue from exchange transactions</b>			
Rendering of services- Medical Service Income	11	105,791,196	-
Revenue from rent of facilities	12	-	-
Finance /Interest Income	13	-	-
Other income	14	-	-
		-	-
<b>Total revenue</b>		<b>105,791,196</b>	-
<b>Expenses</b>			
Medical/Clinical costs	15	51,117,917	-
Employee costs	16	-	-
Board of Management Expenses	17	-	-
Depreciation and amortization expense	18	-	-
Repairs and maintenance	19	4,352,010	-
Grants and subsidies	20	-	-
General expenses	21	11,666,646	-
Finance costs	22	-	-
<b>Total expenses</b>		<b>67,136,573</b>	-
<b>Other gains/(losses)</b>			
Gain on disposal of non-Current assets	23	-	-
Unrealized gain on fair value of investments	24	-	-
Medical services contracts Gains/Losses	25	-	-
Impairment loss	26	-	-
Gain on foreign exchange transactions		-	-
<b>Total other gains/(losses)</b>		-	-
<b>Net Surplus for the year</b>		<b>38,654,623</b>	-
Attributable to:			
Surplus/(deficit) attributable to minority interest		-	-
Surplus attributable to owners of the controlling entity		-	-
		<b>38,654,623</b>	-

***The Nandi County Facilities Improvement Fund  
Annual Report and Financial Statements for The Year Ended 30<sup>th</sup> June 2023***

---

The Hospital's financial statements were approved by the Board on 21/12/2023 and signed on its behalf by:



.....  
**Mr. Fredrick Kiptum**  
**Chief officer –Health &  
Sanitation**



.....  
**CS/CPA Fredrick kemboi**  
**Accountant**



.....  
**Mr. Philip Kogo**  
**County health administrative,  
finance and planning**

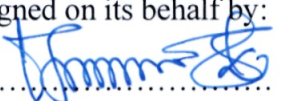
**XII. Statement of Financial Position as at 30<sup>th</sup> June 2023**


Description	Notes	2022/23	2021/22
		Kshs	Kshs
<b>Assets</b>			
<b>Current assets</b>			
Cash and cash equivalents	27	38,654,623	-
Receivables from exchange transactions	28	-	-
Receivables from non-exchange transactions	29	-	-
Inventories	30	-	-
<b>Total Current Assets</b>		<b>38,654,623</b>	-
<b>Non-current assets</b>			
Property, plant, and equipment	31	-	-
Intangible assets	32	-	-
Investment property	33	-	-
<b>Total Non-current Assets</b>		-	-
<b>Total assets</b>		<b>38,654,623</b>	-
<b>Liabilities</b>			
<b>Current liabilities</b>			
Trade and other payables	34	-	-
Refundable deposits from customers/Patients	35	-	-
Provisions	36	-	-
Finance lease obligation	37	-	-
Current portion of deferred income	38	-	-
Current portion of borrowings	39	-	-
<b>Total Current Liabilities</b>		-	-
<b>Non-current liabilities</b>			
Provisions	36	-	-
Non-Current Finance lease obligation	37	-	-
Non-Current portion of deferred income	38	-	-
Non - Current portion of borrowings	39	-	-
Service concession liability	40	-	-
<b>Total Non-current liabilities</b>		-	-
<b>Total Liabilities</b>		-	-
<b>Net assets</b>			
Revaluation reserve		-	-
Accumulated surplus/Deficit		38,654,623	-
Capital Fund		-	-
<b>Total Net Assets and Liabilities</b>		<b>38,654,623</b>	-


***The Nandi County Facilities Improvement Fund  
Annual Report and Financial Statements for The Year Ended 30<sup>th</sup> June 2023***

---

The Hospital's financial statements were approved by the Board on 29/12/2023 and signed on its behalf by:

  
.....  
**Mr. Fredrick Kiptum**  
Chief officer –Health &  
Sanitation


  
.....  
**CS/CPA Fredrick kemboi**  
Accountant


  
.....  
**Mr. Philip Kogo**  
County health  
administrative, finance and  
planning


XIII. Statement of Changes in Net Asset for The Year Ended 30 June 2023

	Revaluation reserve	Accumulated surplus/Deficit	Capital Fund	Total
As at July 1, 2021	-	-	-	-
Revaluation gain	-	-	-	-
Surplus/(deficit) for the year	-	-	-	-
Capital/Development grants	-	-	-	-
As at June 30, 2022	-	-	-	-
At July 1, 2022	-	-	-	-
Revaluation gain	-	-	-	-
Surplus/(deficit) for the year	-	38,654,623	-	38,654,623
Capital/Development grants	-	-	-	-
At June 30, 2023	-	38,654,623	-	38,654,623

The Hospital's financial statements were approved by the Board on 21/12/2023 and signed on its behalf by:

  
.....  
**Mr. Fredrick Kiptum**  
Chief officer –Health & Sanitation

  
.....  
**CS/CPA Fredrick kemboi**  
Accountant

  
.....  
**Mr. Philip Kogo**  
County health *Director*  
administrative, finance and planning

*The Nandi County Facilities Improvement Fund*  
*Annual Report and Financial Statements for The Year Ended 30<sup>th</sup> June 2023*


**XIV. Statement of Cash Flows for The Year Ended 30 June 2022**

Description	2022/23	2021/22
	Kshs	Kshs
<b>Cash flows from operating activities</b>		
<b>Receipts</b>		
Transfers from the County Government	-	-
Grants from donors and development partners	-	-
Transfers from other Government entities	-	-
Public contributions and donations	-	-
Rendering of services- Medical Service Income	105,791,196	-
Revenue from rent of facilities	-	-
Finance / interest income	-	-
<b>Total Receipts</b>	<b>105,791,196</b>	-
<b>Payments</b>		
Medical/Clinical costs	(51,117,917)	-
Employee costs	-	-
Board of Management Expenses	-	-
Repairs and maintenance	(4,352,010)	-
Grants and subsidies	-	-
General expenses	(11,666,646 )	-
Finance costs	-	-
Refunds paid out	-	-
<b>Total Payments</b>	<b>(67,136,573)</b>	-
<b>Net cash flows from operating activities</b>	<b>38,654,623</b>	-
<b>Cash flows from investing activities</b>		
Purchase of property, plant, equipment, & intangible assets	-	-
Proceeds from the sale of property, plant, and equipment	-	-
Acquisition of investments	-	-
<b>Net cash flows used in investing activities</b>	-	-
<b>Cash flows from financing activities</b>		
Proceeds from borrowings	-	-
Repayment of borrowings	-	-
Capital grants received	-	-
<b>Net cash flows used in financing activities</b>	-	-
<b>Net increase/(decrease) in cash and cash equivalents</b>	<b>38,654,623</b>	-
Cash and cash equivalents at 1 July 2022	-	-
<b>Cash and cash equivalents at 30 June 2023</b>	<b>38,654,623</b>	-

**The Nandi County Facilities Improvement Fund**  
**Annual Report and Financial Statements for The Year Ended 30<sup>th</sup> June 2023**

---


The notes set out on pages 10 to 55 form an integral part of the Annual Financial Statements. The Hospital's financial statements were approved by the Board on 21/12/2023 and signed on its behalf by:



.....  
**Mr. Fredrick Kiptum**  
Chief officer –Health &  
Sanitation



.....  
**CS/CPA Fredrick kemboi**  
Accountant




.....  
**Mr. Philip Kogo**  
County health  
administrative, finance and  
planning


*The Nandi County Facilities Improvement Fund  
Annual Report and Financial Statements for The Year Ended 30<sup>th</sup> June 2023*


**XV. Statement Of Comparison of Budget and Actual Amounts For The Year Ended 30 June 2023**

Description	Original budget	Adjustments	Final budget	Actual on comparable basis	Performance difference	% of utilisation
	<b>a</b>	<b>b</b>	<b>c=(a+b)</b>	<b>d</b>	<b>e=(c-d)</b>	<b>f=d/c%</b>
	<b>Kshs</b>	<b>Kshs</b>	<b>Kshs</b>	<b>Kshs</b>	<b>Kshs</b>	
Revenue						
Transfers from the County Government	-	-	-	0	-	-
Public contributions and donations	-	-	-	-	-	-
Rendering of services- Medical Service Income	138,761,069	-	138,761,069	105,791,196	32,969,873	74
Revenue from rent of facilities	-	-	-	-	-	-
Other receipts (specify)	-	-	-	-	-	-
<b>Total income</b>	<b>138,761,069</b>	<b>-</b>	<b>138,761,069</b>	<b>105,791,196</b>	<b>32,969,873</b>	<b>74</b>
Expenses						
Medical/Clinical costs	110,954,609	-	110,954,609	51,117,917	59,836,692	46
Repairs and maintenance	10,139,814	-	10,139,814	4,352,010	5,787,804	43
Grants and subsidies	-	-	-	-	-	-
General expenses	17,666,646	-	17,666,646	11,666,646	6,000,000	66
Refunds	-	-	-	-	-	-
<b>Surplus for the period</b>	<b>-</b>	<b>-</b>	<b>-</b>	<b>-</b>	<b>-</b>	<b>-</b>
<b>Capital expenditure</b>	<b>138,761,069</b>	<b>-</b>	<b>138,761,069</b>	<b>67,136,573</b>	<b>71,624,496</b>	<b>48</b>
	-	-	-	38,654,623	-38,654,623	26

The notes set out on pages 10 to 55 form an integral part of the Annual Financial Statements. The Hospital's financial statements were approved by the Board on \_\_\_\_\_ and signed on its behalf by:

  
.....  
**Mr. Fredrick Kiptum**  
Chief officer –Health &  
Sanitation

  
.....  
**CS/CPA Fredrick kemboi**  
Accountant

  
.....  
**Mr. Philip Kogo**  
County health administrative,  
finance and planning

## **XVI. Notes To the Financial Statements**

### **1. General Information**

Nandi County Facilities Improvement Fund is established by and derives its authority and accountability from Public Finance Management Act 2012. The entity is wholly owned by the County Government of Nandi and is domiciled in Kenya. The entity's principal activity is to provide health services

### **2. Statement Of Compliance And Basis Of Preparation**

The financial statements have been prepared on a historical cost basis except for the measurement at re-valued amounts of certain items of property, plant, and equipment, marketable securities and financial instruments at fair value, impaired assets at their estimated recoverable amounts and actuarially determined liabilities at their present value. The preparation of financial statements in conformity with International Public Sector Accounting Standards (IPSAS) allows the use of estimates and assumptions. It also requires management to exercise judgement in the process of applying the Nandi County Facilities Improvement Fund's accounting policies. The areas involving a higher degree of judgment or complexity, or where assumptions and estimates are significant to the financial statements, are disclosed in Note. The financial statements have been prepared and presented in Kenya Shillings, which is the functional and reporting currency of the Nandi County Facilities Fund.

The financial statements have been prepared in accordance with the PFM Act, and International Public Sector Accounting Standards (IPSAS). The accounting policies adopted have been consistently applied to all the years presented.

### **3. Adoption of New and Revised Standards**

IPSASB deferred the application date of standards from 1<sup>st</sup> January 2022 owing to Covid 19. This was done to provide entities with time to effectively apply the standards. The deferral was set for 1<sup>st</sup> January 2023.

*Notes to the Financial Statements (Continued)*

**i. New and amended standards and interpretations in issue but not yet effective in the year ended 30 June 2022.**

Standard	Effective date and impact:
<p><b>IPSAS 41:</b> Financial Instruments</p>	<p><b>Applicable: 1<sup>st</sup> January 2023:</b></p> <p>The objective of IPSAS 41 is to establish principles for the financial reporting of financial assets and liabilities that will present relevant and useful information to users of financial statements for their assessment of the amounts, timing and uncertainty of an Entity’s future cash flows.</p> <p>IPSAS 41 provides users of financial statements with more useful information than IPSAS 29, by:</p> <ul style="list-style-type: none"> <li>• Applying a single classification and measurement model for financial assets that considers the characteristics of the asset’s cash flows and the objective for which the asset is held;</li> <li>• Applying a single forward-looking expected credit loss model that is applicable to all financial instruments subject to impairment testing; and</li> <li>• Applying an improved hedge accounting model that broadens the hedging arrangements in scope of the guidance. The model develops a strong link between an Entity’s risk management strategies and the accounting treatment for instruments held as part of the risk management strategy.</li> </ul>
<p><b>IPSAS 42:</b> Social Benefits</p>	<p><b>Applicable: 1<sup>st</sup> January 2023</b></p> <p>The objective of this Standard is to improve the relevance, faithful representativeness and comparability of the information that a reporting Entity provides in its financial statements about social benefits. The information provided should help users of the financial statements and general-purpose financial reports assess:</p> <ul style="list-style-type: none"> <li>(a) The nature of such social benefits provided by the Entity;</li> <li>(b) The key features of the operation of those social benefit schemes; and</li> </ul>

*The Nandi County Facilities Improvement Fund  
Annual Report and Financial Statements for The Year Ended 30<sup>th</sup> June 2023*

Standard	Effective date and impact:
	(c) The impact of such social benefits provided on the Entity's financial performance, financial position and cash flows.
Amendments to Other IPSAS resulting from IPSAS 41, Financial Instruments	<p><b>Applicable: 1st January 2023:</b></p> <ul style="list-style-type: none"> <li>a) Amendments to IPSAS 5, to update the guidance related to the components of borrowing costs which were inadvertently omitted when IPSAS 41 was issued.</li> <li>b) Amendments to IPSAS 30, regarding illustrative examples on hedging and credit risk which were inadvertently omitted when IPSAS 41 was issued.</li> <li>c) Amendments to IPSAS 30, to update the guidance for accounting for financial guarantee contracts which were inadvertently omitted when IPSAS 41 was issued.</li> </ul> <p>Amendments to IPSAS 33, to update the guidance on classifying financial instruments on initial adoption of accrual basis IPSAS which were inadvertently omitted when IPSAS 41 was issued.</p>
Other improvements to IPSAS	<p><b>Applicable 1<sup>st</sup> January 2023</b></p> <ul style="list-style-type: none"> <li>• <i>IPSAS 22 Disclosure of Financial Information about the General Government Sector.</i></li> </ul> <p>Amendments to refer to the latest System of National Accounts (SNA 2008).</p> <ul style="list-style-type: none"> <li>• <i>IPSAS 39: Employee Benefits</i></li> </ul> <p>Now deletes the term composite social security benefits as it is no longer defined in IPSAS.</p> <ul style="list-style-type: none"> <li>• <b>IPSAS 29: Financial instruments: Recognition and Measurement</b></li> </ul> <p>Standard no longer included in the 2021 IPSAS handbook as it is now superseded by IPSAS 41 which is applicable from 1<sup>st</sup> January 2023.</p>
IPSAS 43	<p><b>Applicable 1<sup>st</sup> January 2025</b></p> <p>The standard sets out the principles for the recognition, measurement, presentation, and disclosure of leases. The objective is to ensure that lessees and lessors provide relevant information in a manner that faithfully represents those transactions. This</p>

***The Nandi County Facilities Improvement Fund  
Annual Report and Financial Statements for The Year Ended 30<sup>th</sup> June 2023***

Standard	Effective date and impact:
	<p>information gives a basis for users of financial statements to assess the effect that leases have on the financial position, financial performance and cashflows of an Entity.</p> <p>The new standard requires entities to recognise, measure and present information on right of use assets and lease liabilities.</p>
<p>IPSAS 44: Non-Current Assets Held for Sale and Discontinued Operations</p>	<p><b><i>Applicable 1<sup>st</sup> January 2025</i></b></p> <p>The Standard requires,</p> <p>Assets that meet the criteria to be classified as held for sale to be measured at the lower of carrying amount and fair value less costs to sell and the depreciation of such assets to cease and:</p> <p>Assets that meet the criteria to be classified as held for sale to be presented separately in the statement of financial position and the results of discontinued operations to be presented separately in the statement of financial performance.</p>

**ii. Early adoption of standards**

The entity did not early – adopt any new or amended standards in the year 2020/21

**4. Summary Of Significant Accounting Policies**

**a) Revenue recognition**

**i) Revenue from non-exchange transactions**

**Transfers from other Government entities**

Revenues from non-exchange transactions with other government entities are measured at fair value and recognized on obtaining control of the asset (cash, goods, services, and property) if the transfer is free from conditions and it is probable that the economic benefits or service potential related to the asset will flow to the entity and can be measured reliably.

*Notes to the Financial Statements (Continued)*

**Revenue from exchange transactions**

**Rendering of services**

The entity recognizes revenue from rendering of services by reference to the stage of completion when the outcome of the transaction can be estimated reliably. The stage of completion is measured by reference to labour hours incurred to date as a percentage of total estimated labour hours. Where the contract outcome cannot be measured reliably, revenue is recognized only to the extent that the expenses incurred are recoverable.

**Sale of goods**

Revenue from the sale of goods is recognized when the significant risks and rewards of ownership have been transferred to the buyer, usually on delivery of the goods and when the amount of revenue can be measured reliably, and it is probable that the economic benefits or service potential associated with the transaction will flow to the entity.

**Interest income**

Interest income is accrued using the effective yield method. The effective yield discounts estimated future cash receipts through the expected life of the financial asset to that asset's net carrying amount. The method applies this yield to the principal outstanding to determine interest income for each period.

**Dividends**

Dividends or similar distributions must be recognized when the shareholder's or the entity's right to receive payments is established.

**Rental income**

Rental income arising from operating leases on investment properties is accounted for on a straight-line basis over the lease terms and included in revenue.

*Notes to the Financial Statements (Continued)*

**b) Budget information**

The original budget for FY 2021/2022 was approved by Board on 15 June 2021. Subsequent revisions or additional appropriations were made to the approved budget in accordance with specific approvals from the appropriate authorities. The additional appropriations are added to the original budget by the entity upon receiving the respective approvals in order to conclude the final budget. The entity's budget is prepared on a different basis to the actual income and expenditure disclosed in the financial statements. The financial statements are prepared on accrual basis using a classification based on the nature of expenses in the statement of financial performance, whereas the budget is prepared on a cash basis. The amounts in the financial statements were recast from the accrual basis to the cash basis and reclassified by presentation to be on the same basis as the approved budget.

A comparison of budget and actual amounts, prepared on a comparable basis to the approved budget, is then presented in the statement of comparison of budget and actual amounts. In addition to the Basis difference, adjustments to amounts in the financial statements are also made for differences in the formats and classification schemes adopted for the presentation of the financial statements and the approved budget. A statement to reconcile the actual amounts on a comparable basis included in the statement of comparison of budget and actual amounts and the actuals as per the statement of financial performance has been presented under section 13.1 of these financial statements.

*Notes to the Financial Statements (Continued)*

**c) Taxes**

**Sales tax/ Value Added Tax**

Expenses and assets are recognized net of the amount of sales tax, except:

- When the sales tax incurred on a purchase of assets or services is not recoverable from the taxation authority, in which case, the sales tax is recognized as part of the cost of acquisition of the asset or as part of the expense item, as applicable.
- When receivables and payables are stated with the amount of sales tax included. The net amount of sales tax recoverable from, or payable to, the taxation authority is included as part of receivables or payables in the statement of financial position.

**d) Investment property**

Investment properties are measured initially at cost, including transaction costs. The carrying amount includes the replacement cost of components of an existing investment property at the time that cost is incurred if the recognition criteria are met and excludes the costs of day-to-day maintenance of an investment property.

Investment property acquired through a non-exchange transaction is measured at its fair value at the date of acquisition. Subsequent to initial recognition, investment properties are measured using the cost model and are depreciated over a period of years. Investment properties are derecognized either when they have been disposed of or when the investment property is permanently withdrawn from use and no future economic benefit or service potential is expected from its disposal. The difference between the net disposal proceeds and the carrying amount of the asset is recognized in the surplus or deficit in the period of de-recognition. Transfers are made to or from investment property only when there is a change in use.

**e) Property, plant and equipment**

All property, plant and equipment are stated at cost less accumulated depreciation and impairment losses. Cost includes expenditure that is directly attributable to the acquisition of the items. When significant parts of property, plant and equipment are required to be replaced at intervals, the entity recognizes such parts

as individual assets with specific useful lives and depreciates them accordingly. Likewise, when a major inspection is performed, its cost is recognized in the carrying amount of the plant and equipment as a replacement if the recognition criteria are satisfied. All other repair and maintenance costs are recognized in surplus or deficit as incurred. Where an asset is acquired in a non-exchange transaction for nil or nominal consideration the asset is initially measured at its fair value.

***The Nandi County Facilities Improvement Fund  
Annual Report and Financial Statements for The Year Ended 30<sup>th</sup> June 2023***

---

Assets are depreciated using reducing balances method at the following annual rates

- I. Building and other civil works-2.5%
- II. Plant & medical equipment-12.5%
- III. Office Equipment-12.5%
- IV. Furniture and Fittings-12.5%
- V. Motor Vehicles-25%
- VI. Computer & related Equipment-33.3%

***Notes to the Financial Statements (Continued)***

**f) Leases**

Finance leases are leases that transfer substantially the entire risks and benefits incidental to ownership of the leased item to the Entity. Assets held under a finance lease are capitalized at the commencement of the lease at the fair value of the leased property or, if lower, at the present value of the future minimum lease payments. The Entity also recognizes the associated lease liability at the inception of the lease. The liability recognized is measured as the present value of the future minimum lease payments at initial recognition.

Subsequent to initial recognition, lease payments are apportioned between finance charges and reduction of the lease liability so as to achieve a constant rate of interest on the remaining balance of the liability. Finance charges are recognized as finance costs in surplus or deficit.

An asset held under a finance lease is depreciated over the useful life of the asset. However, if there is no reasonable certainty that the Entity will obtain ownership of the asset by the end of the lease term, the asset is depreciated over the shorter of the estimated useful life of the asset and the lease term.

Operating leases are leases that do not transfer substantially all the risks and benefits incidental to ownership of the leased item to the Entity. Operating lease payments are recognized as an operating expense in surplus or deficit on a straight-line basis over the lease term.

**g) Intangible assets**

Intangible assets acquired separately are initially recognized at cost. The cost of intangible assets acquired in a non-exchange transaction is their fair value at the date of the exchange. Following initial recognition, intangible assets are carried at cost less any accumulated amortization and accumulated impairment losses. Internally generated intangible assets, excluding capitalized development costs, are not capitalized and expenditure is reflected in surplus or deficit in the period in which the expenditure is incurred. The useful life of the intangible assets is assessed as either finite or indefinite

*Notes to the Financial Statements (Continued)*

**h) Research and development costs**

The Entity expenses research costs as incurred. Development costs on an individual project are recognized as intangible assets when the Entity can demonstrate:

- The technical feasibility of completing the asset so that the asset will be available for use or sale
- Its intention to complete and its ability to use or sell the asset
- The asset will generate future economic benefits or service potential
- The availability of resources to complete the asset
- The ability to measure reliably the expenditure during development.

Following initial recognition of an asset, the asset is carried at cost less any accumulated amortization and accumulated impairment losses. Amortization of the asset begins when development is complete and the asset is available for use. It is amortized over the period of expected future benefit. During the period of development, the asset is tested for impairment annually with any impairment losses recognized immediately in surplus or deficit.

**i) Financial instruments**

**Financial assets**

**Initial recognition and measurement**

Financial assets within the scope of IPSAS 29 Financial Instruments: Recognition and Measurement are classified as financial assets at fair value through surplus or deficit, loans and receivables, held-to-maturity investments

or available-for-sale financial assets, as appropriate. The Entity determines the classification of its financial assets at initial recognition.

**Loans and receivables**

Loans and receivables are non-derivative financial assets with fixed or determinable payments that are not quoted in an active market. After initial measurement, such financial assets are subsequently measured at amortized cost using the effective interest method, less impairment. Amortized cost is calculated by taking into account any discount or premium on acquisition and fees or costs that are an integral part of the effective interest rate. Losses arising from impairment are recognized in the surplus or deficit.

**Notes to the Financial Statements (Continued)**

**Held-to-maturity**

Non-derivative financial assets with fixed or determinable payments and fixed maturities are classified as held to maturity when the Entity has the positive intention and ability to hold it to maturity. After initial measurement, held-to-maturity investments are measured at amortized cost using the effective interest method, less impairment. Amortized cost is calculated by taking into account any discount or premium on acquisition and fees or costs that are an integral part of the effective interest rate. The losses arising from impairment are recognized in surplus or deficit.

**Impairment of financial assets**

The Entity assesses at each reporting date whether there is objective evidence that a financial asset or an entity of financial assets is impaired. A financial asset or an entity of financial assets is deemed to be impaired if, and only if, there is objective evidence of impairment as a result of one or more events that have occurred after the initial recognition of the asset (an incurred 'loss event') and that loss event has an impact on the estimated future cash flows of the financial asset or the entity of financial assets that can be reliably estimated. Evidence of impairment may include the following indicators:

- The debtors or an entity of debtors are experiencing significant financial difficulty
- Default or delinquency in interest or principal payments
- The probability that debtors will enter bankruptcy or other financial reorganization
- Observable data indicates a measurable decrease in estimated future cash flows (e.g. changes in arrears or economic conditions that correlate with defaults)

**Financial liabilities**

**Initial recognition and measurement**

Financial liabilities within the scope of IPSAS 29 are classified as financial liabilities at fair value through surplus or deficit or loans and borrowings, as appropriate. The Entity determines the classification of its financial liabilities at initial recognition.

All financial liabilities are recognized initially at fair value and, in the case of loans and borrowings, plus directly attributable transaction costs.

*Notes to the Financial Statements (Continued)*

**Loans and borrowing**

After initial recognition, interest-bearing loans and borrowings are subsequently measured at amortized cost using the effective interest method. Gains and losses are recognized in surplus or deficit when the liabilities are derecognized as well as through the effective interest method amortization process.

Amortized cost is calculated by taking into account any discount or premium on acquisition and fees or costs that are an integral part of the effective interest rate.

**i) Inventories**

Inventory is measured at cost upon initial recognition. To the extent that inventory was received through non-exchange transactions (for no cost or for a nominal cost), the cost of the inventory is its fair value at the date of acquisition.

Costs incurred in bringing each product to its present location and conditions are accounted for as follows:

- Raw materials: purchase cost using the weighted average cost method
- Finished goods and work in progress: cost of direct materials and labour, and a proportion of manufacturing overheads based on the normal operating capacity, but excluding borrowing costs

After initial recognition, inventory is measured at the lower cost and net realizable value. However, to the extent that a class of inventory is distributed or deployed at no charge or for a nominal charge, that class of inventory is measured at the lower cost and the current replacement cost. Net realizable value is the estimated selling price in the ordinary course of operations, less the estimated costs of completion and the estimated costs necessary to make the sale, exchange, or distribution. Inventories are recognized as an expense when deployed for utilization or consumption in the ordinary course of operations of the Entity.

**j) Provisions**

Provisions are recognized when the Entity has a present obligation (legal or constructive) as a result of a past event, it is probable that an outflow of resources embodying economic benefits or service potential will be required to settle the obligation and a reliable estimate can be made of the amount of the obligation.

Where the Entity expects some or all of a provision to be reimbursed, for example, under an insurance contract, the reimbursement is recognized as a separate asset only when the reimbursement is virtually certain.

*The Nandi County Facilities Improvement Fund  
Annual Report and Financial Statements for The Year Ended 30<sup>th</sup> June 2023*

---

**Notes to the Financial Statements (Continued)**

The expense relating to any provision is presented in the statement of financial performance net of any reimbursement.

**Contingent liabilities**

The Entity does not recognize a contingent liability, but discloses details of any contingencies in the notes to the financial statements, unless the possibility of an outflow of resources embodying economic benefits or service potential is remote.

**Contingent assets**

The Entity does not recognize a contingent asset, but discloses details of a possible asset whose existence is contingent on the occurrence or non-occurrence of one or more uncertain future events not wholly within the control of the Entity in the notes to the financial statements. Contingent assets are assessed continually to ensure that developments are appropriately reflected in the financial statements. If it has become virtually certain that an inflow of economic benefits or service potential will arise and the asset's value can be measured reliably, the asset and the related revenue are recognized in the financial statements of the period in which the change occurs.

**k) Nature and purpose of reserves**

The Entity creates and maintains reserves in terms of specific requirements.

**l) Changes in accounting policies and estimates**

The Entity recognizes the effects of changes in accounting policy retrospectively. The effects of changes in accounting policy are applied prospectively if retrospective application is impractical.

**m) Employee benefits**

**Retirement benefit plans**

The Entity provides retirement benefits for its employees and directors. Defined contribution plans are post-employment benefit plans under which an entity pays fixed contributions into a separate entity (a fund), and will have no legal or constructive obligation to pay further contributions if the fund does not hold sufficient assets to pay all employee benefits relating to employee service in the current and prior periods. The contributions to fund obligations for the payment of retirement benefits are charged against income in the year in which they become payable. Defined benefit plans are post-employment benefit plans other than defined-contribution plans. The defined benefit funds are actuarially valued tri-annually on the projected unit credit method basis. Deficits identified are recovered through lump-sum payments or increased future contributions on a proportional basis to all participating employers. The contributions and lump sum payments reduce the post-employment benefit obligation.

*Notes to the Financial Statements (Continued)*

**n) Foreign currency transactions**

Transactions in foreign currencies are initially accounted for at the ruling rate of exchange on the date of the transaction. Trade creditors or debtors denominated in foreign currency are reported at the statement of financial position reporting date by applying the exchange rate on that date. Exchange differences arising from the settlement of creditors, or from the reporting of creditors at rates different from those at which they were initially recorded during the period, are recognized as income or expenses in the period in which they arise.

**o) Borrowing costs**

Borrowing costs are capitalized against qualifying assets as part of property, plant and equipment. Such borrowing costs are capitalized over the period during which the asset is being acquired or constructed and borrowings have been incurred. Capitalization ceases when construction of the asset is complete. Further borrowing costs are charged to the statement of financial performance.

**p) Related parties**

The Entity regards a related party as a person or an entity with the ability to exert control individually or jointly, or to exercise significant influence over the Entity, or vice versa. Members of key management are regarded as related parties and comprise the directors, the CEO/principal and senior managers.

**q) Service concession arrangements**

The Entity analyses all aspects of service concession arrangements that it enters into in determining the appropriate accounting treatment and disclosure requirements. In particular, where a private party contributes an asset to the arrangement, the Entity recognizes that asset when, and only when, it controls or regulates the services. The operator must provide together with the asset, to whom it must provide them, and at what price. In the case of assets other than 'whole-of-life' assets, it controls, through ownership, beneficial entitlement or otherwise – any significant residual interest in the asset at the end of the arrangement. Any assets so recognized are measured at their fair value. To the extent that an asset has been recognized, the Entity also recognizes a corresponding liability, adjusted by a cash consideration paid or received.

*Notes to the Financial Statements (Continued)*

**r) Cash and cash equivalents**

Cash and cash equivalents comprise cash on hand and cash at bank, short-term deposits on call and highly liquid investments with an original maturity of three months or less, which are readily convertible to known amounts of cash and are subject to insignificant risk of changes in value. Bank account balances include amounts held at the Central Bank of Kenya and at various commercial banks at the end of the financial year. For the purposes of these financial statements, cash and cash equivalents also include short term cash imprests and advances to authorised public officers and/or institutions which were not surrendered or accounted for at the end of the financial year.

**s) Comparative figures**

Where necessary comparative figures for the previous financial year have been amended or reconfigured to conform to the required changes in presentation.

**t) Subsequent events**

There have been no events subsequent to the financial year end with a significant impact on the financial statements for the year ended June 30, 2022.

**5. Significant Judgments and Sources of Estimation Uncertainty**

The preparation of the Entity's financial statements in conformity with IPSAS requires management to make judgments, estimates and assumptions that affect the reported amounts of revenues, expenses, assets and liabilities, and the disclosure of contingent liabilities, at the end of the reporting period. However, uncertainty about these assumptions and estimates could result in outcomes that require a material adjustment to the carrying amount of the asset or liability affected in future periods.

**Estimates and assumptions**

The key assumptions concerning the future and other key sources of estimation uncertainty at the reporting date, that have a significant risk of causing a material adjustment to the carrying amounts of assets and liabilities within the next financial year, are described below. The Entity based its assumptions and estimates on parameters available when the consolidated financial statements were prepared. However, existing circumstances and assumptions about future developments may change due to market changes or circumstances arising beyond the control of the Entity. Such changes are reflected in the assumptions when they occur.( IPSAS 1.140)

*Notes to the Financial Statements (Continued)*

**Useful lives and residual values**

The useful lives and residual values of assets are assessed using the following indicators to inform potential future use and value from disposal:

- The condition of the asset based on the assessment of experts employed by the Entity.
- The nature of the asset, its susceptibility and adaptability to changes in technology and processes.
- The nature of the processes in which the asset is deployed.
- Availability of funding to replace the asset.
- Changes in the market in relation to the asset.

**Provisions**

Provisions were raised and management determined an estimate based on the information available. Additional disclosure of these estimates of provisions is included in Note xxx.

Provisions are measured at the management's best estimate of the expenditure required to settle the obligation at the reporting date and are discounted to present value where the effect is material.

*The Nandi County Facilities Improvement Fund  
Annual Report and Financial Statements for The Year Ended 30<sup>th</sup> June 2023*

**6. Transfers From The County Government**

<b>Description</b>	<b>2022/23</b>	<b>2021/22</b>
	<b>KShs</b>	<b>KShs</b>
<b>Unconditional grants</b>		
Operational grant	-	-
Level 5 grants	-	-
Other grants	-	-
	-	-
<b>Conditional grants</b>	-	-
User fee forgone	-	-
Transforming health services for Universal care project (THUCP)	-	-
DANIDA	-	-
Wards Development grant	-	-
Paediatric block grant	-	-
Administration block grant	-	-
Laboratory grant	-	-
<b>Total government grants and subsidies</b>	-	-

*The Nandi County Facilities Improvement Fund  
Annual Report and Financial Statements for The Year Ended 30<sup>th</sup> June 2023*

*Notes to the Financial Statements (Continued)*

**6 Transfers from The County Government**

Name of the Entity sending the grant	Amount recognized to Statement of financial performance KShs	Amount deferred under deferred income KShs	Amount recognised in capital fund.	Total grant income during the year	Total 2020/21
			KShs	KShs	KShs
County Government of Nandi	-	-	-	-	-
<b>Total</b>	-	-	-	-	-

**7. In Kind Contributions from The County Government**

Description	2022/23	2021/22
	KShs	KShs
Salaries and wages	-	-
Pharmaceutical and Non-Pharmaceutical Supplies	-	-
Medical supplies-Drawings Rights (KEMSA)	-	-
Utility bills	-	-
<b>Total grants in kind</b>	-	-

**8. Grants From Donors and Development Partners**

Description	2022/23	2021/22
	KShs	KShs
Cancer Centre grant- DANIDA	-	-
World Bank grants	-	-
Paediatric ward grant- JICA	-	-
Research grants	-	-
Other grants ( <i>specify</i> )	-	-
<b>Total grants from development partners</b>	-	-

*The Nandi County Facilities Improvement Fund  
Annual Report and Financial Statements for The Year Ended 30<sup>th</sup> June 2023*

*Notes to the Financial Statements (Continued)*

**8 (a) Grants from donors and development partners (Classification)**

Name of the Entity sending the grant	Amount recognized to Statement of financial performance	Amount deferred under deferred income	Amount recognised in capital fund.	Total grant income during the year	Total 2020/21
	KShs	KShs	KShs	KShs	KShs
Donor e.g., DANIDA	-	-	-	-	-
JICA	-	-	-	-	-
World Bank	-	-	-	-	-
<b>Total</b>	-	-	-	-	-

**9. Transfers From Other Government Entities**

Description	2022/23	2021/22
	KShs	KShs
Transfer from National Government (Ministry of Health)	-	-
Transfer from National Hospital	-	-
Transfer from Institute	-	-
<b>Total Transfers</b>	-	-

**10. Public Contributions and Donations**

Description	2022/23	2021/22
	KShs	KShs
Public donations	-	-
Donations from local leadership	-	-
Donations from religious institutions	-	-
Donations from other international organisations and individuals	-	-
Other donations( <i>specify</i> )	-	-
Donations in kind-amortised	-	-
<b>Total donations and sponsorships</b>	-	-

*(Provide brief explanation for this revenue)*

*The Nandi County Facilities Improvement Fund  
Annual Report and Financial Statements for The Year Ended 30<sup>th</sup> June 2023*

*Notes to the Financial Statements (Continued)*

**10 (a) Reconciliations of amortised grants**

Description	2022/23	2021/22
	KShs	KShs
<b>Balance unspent at beginning of year</b>	-	-
Current year receipts	-	-
Amortised and transferred to revenue	-	-
<b>Conditions to be met – remain liabilities</b>	-	-

**11. Rendering of Services-Medical Service Income**

Description	2022/23	2021/22
	KShs	KShs
Pharmaceuticals	-	-
Non-Pharmaceuticals	-	-
Laboratory	-	-
Radiology	-	-
Orthopedic and Trauma Technology	-	-
Theatre	-	-
Accident and Emergency Service	-	-
Anesthesia Service	-	-
Ear Nose and Throat service	-	-
Nutrition service	-	-
Cancer centre service	-	-
Dental services	-	-
Reproductive health	-	-
Paediatrics services	-	-
Farewell home services	-	-
Other medical services income	105,791,196	-
<b>Total revenue from the rendering of services</b>	<b>105,791,196</b>	-

*The Nandi County Facilities Improvement Fund  
Annual Report and Financial Statements for The Year Ended 30<sup>th</sup> June 2023*

*Notes to the Financial Statements (Continued)*

**12. Revenue From Rent of Facilities**

<b>Description</b>	<b>2022/23</b>	<b>2021/22</b>
	<b>KShs</b>	<b>KShs</b>
Residential property	-	-
Commercial property	-	-
<b>Total Revenue from rent of facilities</b>	-	-

**13. Finance /Interest Income**

<b>Description</b>	<b>2022/23</b>	<b>2021/22</b>
	<b>KShs</b>	<b>KShs</b>
Cash investments and fixed deposits	-	-
Interest income from short- term/ current deposits	-	-
Interest income from Treasury Bills	-	-
Interest income from Treasury Bonds	-	-
Interest from outstanding debtors	-	-
<b>Total finance income</b>	-	-

**14. Other Income**

<b>Description</b>	<b>2022/23</b>	<b>2021/22</b>
	<b>KShs</b>	<b>KShs</b>
Insurance recoveries	-	-
Income from sale of tender	-	-
Services concession income	-	-
Sale of goods (water, publications, containers etc)	-	-
<b>Total other income</b>	-	-

*The Nandi County Facilities Improvement Fund  
Annual Report and Financial Statements for The Year Ended 30<sup>th</sup> June 2023*

*Notes to the Financial Statements (Continued)*

**15. Medical/ Clinical Costs**

<b>Description</b>	<b>2022/23</b>	<b>2021/22</b>
	<b>KShs</b>	<b>KShs</b>
Dental costs/ materials	-	-
Laboratory chemicals and reagents	28,682,962	-
Public health activities	-	-
Food and Ration	2,242,365	-
Uniform, clothing, and linen	-	-
Dressing and Non-Pharmaceuticals	-	-
Pharmaceutical supplies	19,570,590	-
Health information stationery	-	-
Reproductive health materials	-	-
Sanitary and cleansing Materials	-	-
Purchase of Medical gases	-	-
X-Ray/Radiology supplies	-	-
Medical equipments	622,000	-
<b>Total medical/ clinical costs</b>	<b>51,117,917</b>	<b>-</b>

*(Other medical/clinical related costs refers to all other costs involved in management of the patients directly not analysed above.)*

**16. Employee Costs**

<b>Description</b>	<b>2022/23</b>	<b>2021/22</b>
	<b>KShs</b>	<b>KShs</b>
Salaries, wages, and allowances	-	-
Contributions to pension schemes	-	-
Service gratuity	-	-
Performance and other bonuses	-	-
Staff medical expenses and Insurance cover	-	-
Group personal accident insurance and WIBA	-	-
Social contribution	-	-
Other employee costs ( <i>specify</i> )	-	-
<b>Employee costs</b>	<b>-</b>	<b>-</b>

*The Nandi County Facilities Improvement Fund  
Annual Report and Financial Statements for The Year Ended 30<sup>th</sup> June 2023*

*Notes to the Financial Statements (Continued)*

**17. Board of Management Expenses**

Description	2022/23	2021/22
	KShs	KShs
Chairman's Honoraria	-	-
Sitting allowance	-	-
Mileage	-	-
Insurance expenses	-	-
Induction and training	-	-
Travel and accommodation allowance	-	-
Airtime allowances	-	-
<b>Total</b>	-	-

**18. Depreciation And Amortization Expense**

Description	2022/23	2021/22
	KShs	KShs
Property, plant and equipment	-	-
Intangible assets	-	-
Investment property carried at cost	-	-
<b>Total depreciation and amortization</b>	-	-

**19. Repairs And Maintenance**

Description	2022/23	2021/22
	KShs	KShs
Property- Buildings	-	-
Medical equipment	4,352,010	-
Office equipment	-	-
Furniture and fittings	-	-
Computers and accessories	-	-
Motor vehicle expenses	-	-
Maintenance of civil works	-	-
<b>Total repairs and maintenance</b>	<b>4,352,010</b>	-

*The Nandi County Facilities Improvement Fund  
Annual Report and Financial Statements for The Year Ended 30<sup>th</sup> June 2023*

*Notes to the Financial Statements (Continued)*

**20. Grants And Subsidies**

Description	2022/23	2021/22
	KShs	KShs
Community development and social work	-	-
Education initiatives and programs	-	-
Free/ subsidised medical camp	-	-
Disability programs	-	-
Free cancer screening	-	-
Other grants and subsidies( <i>specify</i> )	-	-
<b>Total grants and subsidies</b>	-	-

**21. General Expenses**

Description	2022/23	2021/22
	KShs	KShs
Fuel,oil and lubricants	2,073,996.00	-
Catering expenses	-	-
Waste management expenses	-	-
Insecticides and rodenticides	-	-
Audit fees	-	-
Bank charges	9,446.80	-
Conferences and delegations	826,000.00	-
Consultancy fees	-	-
Contracted services	553,000.00	-
Electricity expenses	-	-
Insurance	-	-
Research and development expenses	-	-
Travel and accommodation allowance	5,527,293.20	-
Legal expenses	-	-
Licenses and permits	-	-
Courier and postal services	-	-
Printing and stationery	1,822,050.00	-
Hire charges	-	-
Rent expenses	-	-
Water and sewerage costs	854,860.00	-
Skills development levies	-	-
Telephone and mobile phone services	-	-
Internet expenses	-	-

**The Nandi County Facilities Improvement Fund**  
**Annual Report and Financial Statements for The Year Ended 30<sup>th</sup> June 2023**

Description	2022/23	2021/22
	KShs	KShs
Staff training and development	-	-
Subscriptions to professional bodies	-	-
Subscriptions to newspapers periodical, magazines, and gazette notices	-	-
Library books/Materials	-	-
Parking charges	-	-
<b>Total General Expenses</b>	<b>11,666,646.00</b>	-

**22. Finance Costs**

Description	2022/23	2021/22
	KShs	KShs
Borrowings (amortized cost) *	-	-
Finance leases (amortized cost)	-	-
Interest on Bank overdrafts/Guarantees	-	-
Interest on loans from commercial banks	-	-
<b>Total finance costs</b>	-	-

**23. Gain/Loss On Disposal Of Non-Current Assets**

Description	2022/23	2021/22
	KShs	KShs
Property, plant, and equipment	-	-
Intangible assets	-	-
Other assets not capitalised ( <i>specify</i> )	-	-
<b>Total gain on sale of assets</b>	-	-

**24. Unrealized Gain On Fair Value Investments**

Description	2022/23	2021/22
	KShs	KShs
Investments at fair value	-	-
<b>Total gain</b>	-	-

*The Nandi County Facilities Improvement Fund  
Annual Report and Financial Statements for The Year Ended 30<sup>th</sup> June 2023*

*Notes to the Financial Statements (Continued)*

**25. Medical Services Contracts Gains /Losses**

Description	2022/23	2021/22
	KShs	KShs
Comprehensive care contracts with NHIF	-	-
Non- Comprehensive contracts care with NHIF	-	-
Linda Mama Program	-	-
Waivers and Exemptions	-	-
<b>Total Gain/Loss</b>	-	-

**26. Impairment Loss**

Description	2022/23	2021/22
	KShs	KShs
Property, plant, and equipment	-	-
Intangible assets	-	-
<b>Total impairment loss</b>	-	-

**27. Cash And Cash Equivalentents**

Description	2022/23	2021/22
	KShs	KShs
Current accounts	38,654,623	-
On - call deposits	-	-
Fixed deposits accounts	-	-
Cash in hand	-	-
Others( <i>specify</i> )- Mobile money	-	-
<b>Total cash and cash equivalentents</b>	<b>38,654,623</b>	-

*The Nandi County Facilities Improvement Fund  
Annual Report and Financial Statements for The Year Ended 30<sup>th</sup> June 2023*

*Notes to the Financial Statements (Continued)*

**27 (a). Detailed Analysis of Cash and Cash Equivalents**

Description		2022/23	2021/22
Financial institution	Account number	KShs	KShs
<b>a) Current account</b>			
Nandi County Facilities Improvement Fund	1071253160600	<b>35,787,804</b>	-
Nandi County NHIF Nandi Hills County Hospital	1141594313800	400	-
Nandi County Meteitei Sub County Hospital	1141594316300	400	
Nandi county NHIF Kaptumo sub-County Hospital	1141594316400	401	
Kapsabet District Hospital account-NHIF	0490279412304	988,258	
Chepterwai Sub-district account	1141329282900	400	
Aldai sub county Public Health	1071255214500	222,870	
Chesumei sub county Public Health	01071255253800	233,805	
Mosop sub county Public Health	'01071255272700	225,150	
Nandi Hills sub county Public Health	'01071255234100	202,350	
Tindiret sub county Public Health	01071255257000	75,250	
Emgwen sub county Public Health	1071255269900	56,050	
Chepterwai sub county Hospital	01071255269400	11,525	
Kabiyet sub county Hospital	1071255232000	90,860	
Kaptumo sub county Hospital	'01071255212300	118,140	
Meteitei sub county Hospital	01071255230200	144,605	
Mosoriot sub county Hospital	1071255221700	176,290	
Nandi Hills sub county Hospital	01071255255700	317,980	
Kapsabet County Refferal Hospital	01071255254900	2,085	
<b>Sub- total</b>		<b>38,654,623</b>	-
<b>b) On - call deposits</b>			
Kenya Commercial bank		-	-
Equity Bank – etc		-	-
<b>Sub- total</b>		-	-
<b>c) Fixed deposits account</b>			
Bank Name		-	-
<b>Sub- total</b>		-	-
<b>d) Others(specify)</b>		-	-
cash in hand		-	-
Mobile money- Mpesa, Airtel money		-	-
<b>Sub- total</b>		<b>38,654,623</b>	-
<b>Grand total</b>		<b>38,654,623</b>	-

*The Nandi County Facilities Improvement Fund  
Annual Report and Financial Statements for The Year Ended 30<sup>th</sup> June 2023*

---

**28. Receivables From Exchange Transactions**

<b>Description</b>	<b>2022/23</b>	<b>2021/22</b>
	<b>KShs</b>	<b>KShs</b>
Medical services receivables	-	-
Rent receivables	-	-
Other exchange debtors	-	-
Less: impairment allowance	-	(-)
<b>Total receivables</b>	-	-

*The Nandi County Facilities Improvement Fund  
Annual Report and Financial Statements for The Year Ended 30<sup>th</sup> June 2023*

*Notes to the Financial Statements (Continued)*

**29. Receivables From Non-Exchange Transactions**

Description	2022/23	2021/22
	KShs	KShs
Transfers from the County Government	-	-
Undisbursed donor funds	-	-
Other debtors ( <i>non-exchange transactions</i> )	-	-
Less: impairment allowance	-	-
<b>Total</b>	-	-

**30. Inventories**

Description	2022/23	2021/22
	KShs	KShs
Pharmaceutical supplies	-	-
Maintenance supplies	-	-
Food supplies	-	-
Linen and clothing supplies	-	-
Cleaning materials supplies	-	-
General supplies	-	-
Less: provision for impairment of stocks	-	-
<b>Total</b>	-	-

*The Nandi County Facilities Improvement Fund  
Annual Report and Financial Statements for The Year Ended 30<sup>th</sup> June 2023*

*Notes to the Financial Statements (Continued)*

**31. Property, Plant and Equipment**

Description	Land	Buildings and Civil works	Motor vehicles	Furniture, fittings, and office equipment	ICT Equipment	Plant and medical	Capital	Total
						equipment	Work in progress	
						12.5%		
	Shs		Shs	Shs	Shs	Shs	Shs	Shs
<b>Cost</b>								
At 1 July 2021	-	-	-	-	-	-	-	-
Additions	-	-	-	-	-	-	-	-
Disposals	-	-	-	-	-	-	-	-
Transfers/adjustments	-	-	-	-	-	-	-	-
<b>At 30<sup>th</sup> June 2022</b>	-	-	-	-	-	-	-	-
At 1 <sup>st</sup> July 2022	-	-	-	-	-	-	-	-
Additions	-	-	-	-	-	622,000.00	-	622,000.00
Disposals	-	-	-	-	-	-	-	-
Transfer/adjustments	-	-	-	-	-	-	-	-
<b>At 30<sup>th</sup> June 2023</b>	-	-	-	-	-	622,000.00	-	622,000.00
<b>Depreciation and impairment</b>								
At 1 July 2021	-	-	-	-	-	-	-	-
Depreciation for the year	-	-	-	-	-	-	-	-
Disposals	-	-	-	-	-	-	-	-
Impairment	-	-	-	-	-	-	-	-
<b>At 30 June 2022</b>	-	-	-	-	-	-	-	-

*The Nandi County Facilities Improvement Fund  
Annual Report and Financial Statements for The Year Ended 30<sup>th</sup> June 2023*

At July 2021	-	-	-	-	-	-	-	-
Depreciation	-	-	-	-	-	-	-	-
Disposals	-	-	-	-	-	-	-	-
Impairment	-	-	-	-	-	-	-	-
Transfer/adjustment	-	-	-	-	-	-	-	-
<b>At 30<sup>th</sup> June 2023</b>	-	-	-	-	-	-	-	-
						-	-	-
<b>Net book values</b>						-	-	-
At 30 <sup>th</sup> June 2022	-	-	-	-	-	-	-	-
<b>At 30<sup>th</sup> June 2023</b>	-	-	-	-	-	<b>622,000.00</b>	-	<b>622,000.00</b>

*The Nandi County Facilities Improvement Fund  
Annual Report and Financial Statements for The Year Ended 30<sup>th</sup> June 2023*

*Notes to the Financial Statements (Continued)*

**32. Intangible Assets-Software**

Description	2022/23	2021/22
	KShs	KShs
<b>Cost</b>		
<b>At beginning of the year</b>	-	-
Additions	-	-
Additions-Internal development	-	-
Disposal	-	-
<b>At end of the year</b>	-	-
	-	-
<b>Amortization and impairment</b>		
<b>At beginning of the year</b>	-	-
Amortization for the period	-	-
Impairment loss	-	-
<b>At end of the year</b>	-	-
<b>NBV</b>	-	-

**33. Investment Property**

Description	2022/23	2021/22
	KShs	KShs
<b>At beginning of the year</b>	-	-
Additions	-	-
Fair value gain	-	-
Depreciation ( <i>where investment property is at cost</i> )	-	-
<b>At end of the year</b>	-	-

**34. Trade And Other Payables**

Description	2022/23	2021/22
	KShs	KShs
Trade payables	-	-
Employee dues	-	-
Third-party payments ( <i>unremitted payroll deductions</i> )	-	-
Audit fee	-	-
Doctors' fee	-	-
<b>Total trade and other payables</b>	-	-

*The Nandi County Facilities Improvement Fund  
Annual Report and Financial Statements for The Year Ended 30<sup>th</sup> June 2023*

*Notes to the Financial Statements (Continued)*

**35. Refundable Deposits from Customers/Patients**

Description	2022/23	2021/22
	KShs	KShs
Medical fees paid in advance	-	-
Credit facility deposit	-	-
Rent deposits	-	-
Others	-	-
<b>Total deposits</b>	-	-

**36. Provisions**

Description	Leave provision	Bonus provision	Other provision	Total
	KShs	KShs	KShs	KShs
<b>Balance at the beginning of the year</b>	-	-	-	-
Additional Provisions	-	-	-	-
Provision utilised	(-)	(-)	(-)	(-)
Change due to discount & time value for money	(-)	(-)	(-)	(-)
<b>Total provisions</b>	-	-	-	-
Current Provisions	-	-	-	-
Non-Current Provisions	-	-	-	-
<b>Total Provisions</b>	-	-	-	-

**37. Finance Lease Obligation**

Description	2021/22	2020/21
	Kshs	Kshs
Current Lease obligation	-	-
Long term lease obligation	-	-
<b>Total</b>	-	-

*The Nandi County Facilities Improvement Fund  
Annual Report and Financial Statements for The Year Ended 30<sup>th</sup> June 2023*

*Notes to the Financial Statements (Continued)*

**38. Deferred Income**

Description	2022/23	2021/22
	KShs	KShs
Current Portion	-	-
Non-Current Portion	-	-
<b>Total</b>	-	-

**38 (a) The deferred income movement is as follows:**

Description	National government	International funders/ donors	Public contributions and donations	Total
<b>Balance b/f</b>	-	-	-	-
Additions during the year	-	-	-	-
Transfers to Capital fund	(-)	(-)	(-)	(-)
Transfers to statement of financial performance	(-)	(-)	(-)	(-)
Other transfers ( <i>Specify</i> )	(-)	(-)	(-)	(-)
<b>Balance C/F</b>	-	-	-	-

**39. Borrowings**

Description	2022/23	2021/22
	KShs	KShs
<b>Balance at beginning of the period</b>	-	-
External borrowings during the year	-	-
Domestic borrowings during the year	-	-
Repayments of external borrowings during the year	(-)	(-)
Repayments of domestic borrowings during the year	(-)	(-)
<b>Balance at end of the period</b>	-	-

*The Nandi County Facilities Improvement Fund  
Annual Report and Financial Statements for The Year Ended 30<sup>th</sup> June 2023*

*Notes to the Financial Statements (Continued)*

**39. (a) Breakdown of Long- And Short-Term Borrowings**

Description	2022/23	2021/22
	KShs	KShs
Current Obligation	-	-
Non-Current Obligation	-	-
<b>Total</b>	-	-

*(Current portion of borrowings are those borrowings that are payable within one year or the next financial year. Additional disclosures on terms of borrowings, nature of borrowings, security and interest rates should be disclosed).*

**40. Service Concession Arrangements**

Description	2022/23	2021/22
	KShs	KShs
Fair value of service concession assets recognized under PPE	-	-
Accumulated depreciation to date	(-)	(-)
Net carrying amount	=	=
Service concession liability at beginning of the year	-	-
Service concession revenue recognized	(-)	(-)
Service concession liability at end of the year	=	=

**41. Cash Generated from Operations**

	2022/23	2021/22
	KShs	KShs
<b>Surplus for the year before tax</b>	<b>38,654,623</b>	-
<b>Adjusted for:</b>		
Depreciation	-	-
Non-cash grants received	(-)	(-)
Impairment	-	-
Gains and losses on disposal of assets	(-)	(-)
Contribution to provisions	-	-
Contribution to impairment allowance	-	-
<b>Working Capital adjustments</b>		
Increase in inventory	-	-
Increase in receivables	-	-
Increase in deferred income	-	-
Increase in payables	-	-
Increase in payments received in advance	-	-
<b>Net cash flow from operating activities</b>	<b>38,654,623</b>	-

*(The total of this statement should tie to the cash flow section on net cash flows from/ used in operations)*

**Notes to the Financial Statements (Continued)**

**42. Financial Risk Management**

The entity's activities expose it to a variety of financial risks including credit and liquidity risks and effects of changes in foreign currency. The company's overall risk management programme focuses on the unpredictability of changes in the business environment and seeks to minimise the potential adverse effect of such risks on its performance by setting acceptable levels of risk. The company does not hedge any risks and has in place policies to ensure that credit is only extended to customers with an established credit history.

The entity's financial risk management objectives and policies are detailed below:

**(i) Credit risk**

The entity has exposure to credit risk, which is the risk that a counterparty will be unable to pay amounts in full when due. Credit risk arises from cash and cash equivalents, and deposits with banks, as well as trade and other receivables and available-for-sale financial investments. Management assesses the credit quality of each customer, taking into account its financial position, past experience and other factors. Individual risk limits are set based on internal or external assessment in accordance with limits set by the directors. The amounts presented in the statement of financial position are net of allowances for doubtful receivables, estimated by the company's management based on prior experience and their assessment of the current economic environment. The carrying amount of financial assets recorded in the financial statements representing the entity's maximum exposure to credit risk without taking account of the value of any collateral obtained is made up as follows:

*The Nandi County Facilities Improvement Fund  
Annual Report and Financial Statements for The Year Ended 30<sup>th</sup> June 2023*

*Notes to the Financial Statements (Continued)*

<b>Description</b>	<b>Total amount</b>	<b>Fully performing</b>	<b>Past due</b>	<b>Impaired</b>
	Kshs	Kshs	Kshs	Kshs
At 30 June 2022				
Receivables from exchange transactions	-	-	-	-
Receivables from –non-exchange transactions	-	-	-	-
Bank balances	-	-	-	-
<b>Total</b>	-	-	-	-
<b>At 30 June 2022</b>				
Receivables from exchange transactions	-	-	-	-
Receivables from –non-exchange transactions	-	-	-	-
Bank balances	<b>38,654,623</b>	-	-	-
<b>Total</b>	<b>38,654,623</b>	-	-	-

*(NB: The totals column should tie to the individual elements of credit risk disclosed in the entity's statement of financial position)*

The customers under the fully performing category are paying their debts as they continue trading. The credit risk associated with these receivables is minimal and the allowance for uncollectible amounts that the company has recognised in the financial statements is considered adequate to cover any potentially irrecoverable amounts.

The board of management sets the company's credit policies and objectives and lays down parameters within which the various aspects of credit risk management are operated.

**(ii) Liquidity risk management**

Ultimate responsibility for liquidity risk management rests with the hospital's board of management who have built an appropriate liquidity risk management framework for the management of the entity's short, medium and long-term funding and liquidity management requirements. The entity manages liquidity risk through continuous monitoring of forecasts and actual cash flows.

The table below represents cash flows payable by the company under non-derivative financial liabilities by their remaining contractual maturities at the reporting date. The amounts disclosed in the table are the contractual undiscounted cash flows. Balances due within 12 months equal their carrying balances, as the impact of discounting is not significant.

*The Nandi County Facilities Improvement Fund  
Annual Report and Financial Statements for The Year Ended 30<sup>th</sup> June 2023*

	Less than 1 month	Between 1-3 months	Over 5 months	Total
	Kshs	Kshs	Kshs	Kshs
<b>At 30 June 2022</b>				
Trade payables	-	-	-	-
Current portion of borrowings	-	-	-	-
Provisions	-	-	-	-
Deferred income	-	-	-	-
Employee benefit obligation	-	-	-	-
<b>Total</b>	-	-	-	-
<b>At 30 June 2023</b>				
Trade payables	-	-	-	-
Current portion of borrowings	-	-	-	-
Provisions	-	-	-	-
Deferred income	-	-	-	-
Employee benefit obligation	-	-	-	-
<b>Total</b>	-	-	-	-

**(iii) Market risk**

The hospital has put in place an internal audit function to assist it in assessing the risk faced by the entity on an ongoing basis, evaluate and test the design and effectiveness of its internal accounting and operational controls. Market risk is the risk arising from changes in market prices, such as interest rate, equity prices and foreign exchange rates which will affect the entity's income or the value of its holding of financial instruments. The objective of market risk management is to manage and control market risk exposures within acceptable parameters, while optimising the return. Overall responsibility for managing market risk rests with the Audit and Risk Management Committee.

***The Nandi County Facilities Improvement Fund  
Annual Report and Financial Statements for The Year Ended 30<sup>th</sup> June 2023***

***Notes to the Financial Statements (Continued)***

The Hospital's Finance Department is responsible for the development of detailed risk management policies (subject to review and approval by Audit and Risk Management Committee) and for the day-to-day implementation of those policies. There has been no change to the entity's exposure to market risks or the way it manages and measures the risk.

**a) Foreign currency risk**

The entity has transactional currency exposures. Such exposure arises through purchases of goods and services that are done in currencies other than the local currency. Invoices denominated in foreign currencies are paid after 30 days from the date of the invoice and conversion at the time of payment is done using the prevailing exchange rate. The carrying amount of the entity's foreign currency denominated monetary assets and monetary liabilities at the end of the reporting period are as follows:

	KShs	Other currencies	Total
	Kshs	Kshs	Kshs
<b>At 30 June 2023</b>			
Financial assets (investments, cash, debtors)	-	-	-
Liabilities			
Trade and other payables	-	-	-
Borrowings	-	-	-
Net foreign currency asset/(liability)	-	-	-

The entity manages foreign exchange risk from future commercial transactions and recognised assets and liabilities by projecting expected sales proceeds and matching the same with expected payments.

	KShs	Other currencies	Total
	Kshs	Kshs	Kshs
<b>At 30 June 2022</b>			
Financial assets (investments, cash, debtors)	-	-	-
Liabilities			
Trade and other payables	-	-	-
Borrowings	-	-	-
Net foreign currency asset/(liability)	-	-	-

*Notes to the Financial Statements (Continued)*

**Foreign currency sensitivity analysis**

The following table demonstrates the effect on the company's statement of financial performance on applying the sensitivity for a reasonable possible change in the exchange rate of the three main transaction currencies, with all other variables held constant. The reverse would also occur if the Kenya Shilling appreciated with all other variables held constant.

	<b>Change in currency rate</b>	<b>Effect on Profit before tax</b>	<b>Effect on equity</b>
	<b>Kshs</b>	<b>Kshs</b>	<b>Kshs</b>
<b>2022</b>			
Euro	10%	-	-
USD	10%	-	-
<b>2023</b>			
Euro	10%	-	-
USD	10%	-	-

**Interest rate risk**

Interest rate risk is the risk that the entity's financial condition may be adversely affected as a result of changes in interest rate levels. The company's interest rate risk arises from bank deposits. This exposes the company to cash flow interest rate risk. The interest rate risk exposure arises mainly from interest rate movements on the company's deposits.

**Management of interest rate risk**

To manage the interest rate risk, management has endeavoured to bank with institutions that offer favourable interest rates.

**Sensitivity analysis**

The entity analyses its interest rate exposure on a dynamic basis by conducting a sensitivity analysis. This involves determining the impact on profit or loss of defined rate shifts. The sensitivity analysis for interest rate risk assumes that all other variables, in particular foreign exchange rates, remain constant. The analysis has been performed on the same basis as the prior year.

***The Nandi County Facilities Improvement Fund  
Annual Report and Financial Statements for The Year Ended 30<sup>th</sup> June 2023***

***Notes to the Financial Statements (Continued)***

**iv) Capital Risk Management**

The objective of the entity's capital risk management is to safeguard the Hospital's ability to continue as a going concern. The entity capital structure comprises of the following funds:

	<b>2022/23</b>	<b>2021/22</b>
	<b>Kshs</b>	<b>Kshs</b>
Revaluation reserve	-	-
Retained earnings	-	-
Capital reserve		-
<b>Total funds</b>		-
Total borrowings		-
Less: cash and bank balances		-
Net debt/ ( <i>excess cash and cash equivalents</i> )		-
<b>Gearing</b>	<b>0%</b>	<b>0%</b>

**43. Related Party Balances**

**Nature of related party relationships**

Entities and other parties related to the entity include those parties who have the ability to exercise control or exercise significant influence over its operating and financial decisions. Related parties include management personnel, their associates, and close family members.

**Government of Kenya**

The Government of Kenya is the principal shareholder of the Kapsabet County Referral Hospital, The Government of Kenya has provided full guarantees to all long-term lenders of the entity, both domestic and external. Other related parties include:

*The Nandi County Facilities Improvement Fund  
Annual Report and Financial Statements for The Year Ended 30<sup>th</sup> June 2023*

*Notes to the Financial Statements (Continued)*

- i) The County Government;
- ii) The Parent Ministry;
- iii) County Assembly
- iv) Key management;
- v) Board of directors;

Description	2022/23	2021/22
	Kshs	Kshs
<b>Transactions with related parties</b>		
<b>a) Services offered to related parties</b>		
Services	-	-
Sales of services	-	-
<b>Total</b>	-	-
<b>b) Grants from the Government</b>		
Grants from County Government	-	-
Grants from the National Government Entities	-	-
Donations in kind	-	-
<b>Total</b>	-	-
<b>c) Expenses incurred on behalf of related party</b>		
Payments of salaries and wages for employees	-	-
Payments for goods and services.	-	-
<b>Total</b>	-	-
<b>d) Key management compensation</b>		
Directors' emoluments	-	-
Compensation to the medical Sup	-	-
Compensation to key management	-	-
<b>Total</b>	-	-

*The Nandi County Facilities Improvement Fund  
Annual Report and Financial Statements for The Year Ended 30<sup>th</sup> June 2023*

*Notes to the Financial Statements (Continued)*

**44. Segment Information**

(Where an organisation operates in different geographical regions or in departments, IPSAS 18 on segmental reporting requires an entity to present segmental information of each geographic region or department to enable users understand the entity's performance and allocation of resources to different segments)

**45. Contingent Liabilities**

<b>Contingent liabilities</b>	<b>2022/23</b>	<b>2021/22</b>
	<b>Kshs</b>	<b>Kshs</b>
Court case against the Hospital	-	-
Bank guarantees in favour of subsidiary	-	-
<b>Total</b>	-	-

*(Give details)*

**46. Capital Commitments**

<b>Capital Commitments</b>	<b>2022/23</b>	<b>2021/22</b>
	<b>Kshs</b>	<b>Kshs</b>
Authorised For	-	-
Authorised And Contracted For	-	-
<b>Total</b>	-	-

**47. Events After The Reporting Period**

There were no material adjusting and non- adjusting events after the reporting period.

**48. Ultimate And Holding Entity**

The entity is a Semi- Autonomous Government Agency under the Ministry of Health. Its ultimate parent is the Government of Kenya.

**49. Currency**

The financial statements are presented in Kenya Shillings (Kshs).

**XVII. Appendices**

**Appendix 1: Progress on Follow Up Of Auditor Recommendations**

The following is the summary of issues raised by the external auditor, and management comments that were provided to the auditor. We have nominated focal persons to resolve the various issues as shown below with the associated time frame within which we expect the issues to be resolved.

<b>Reference No. on the external audit Report</b>	<b>Issue / Observations from Auditor</b>	<b>Management comments</b>	<b>Status: (Resolved / Not Resolved)</b>	<b>Timeframe: (Put a date when you expect the issue to be resolved)</b>

**Guidance Notes:**

- (i) Use the same reference numbers as contained in the external audit report.
- (ii) Obtain the “Issue/Observation” and “management comments”, required above, from the final external audit report that is signed by Management.
- (iii) Before approving the report, discuss the timeframe with the appointed Focal Point persons within your entity responsible for the implementation of each issue.
- (iv) Indicate the status of “Resolved” or “Not Resolved” by the date of submitting this report to National Treasury.

.....  
**Accounting Officer**  
*(To be signed by the accounting officer of the Hospital)*

*The Nandi County Facilities Improvement Fund  
Annual Report and Financial Statements for The Year Ended 30<sup>th</sup> June 2023*

**APPENDIX II: Projects Implemented by The Entity  
Projects**

Projects implemented by the Hospital Funded by development partners

Project title	Project Number	Donor	Period/ duration	Donor commitment	Separate donor reporting required as per the donor agreement (Yes/No)	Consolidated in these financial statements (Yes/No)
1						
2						

**Status of Projects completion**

*(Summarise the status of project completion at the end of each quarter, i.e. total costs incurred, stage which the project is etc)*

	Project	Total project Cost	Total expended to date	Completion % to date	Budget	Actual	Sources of funds
1							
2							
3							

**The Nandi County Facilities Improvement Fund**  
**Annual Report and Financial Statements for The Year Ended 30<sup>th</sup> June 2023**

**APPENDIX IV: Inter-Entity Confirmation Letter**  
**[Insert your Letterhead]**


[Insert name of beneficiary entity]  
 [Insert Address]

The [insert SC/SAGA/Fund name here] wishes to confirm the amounts disbursed to you as at 30<sup>th</sup> June 2022 as indicated in the table below. Please compare the amounts disbursed to you with the amounts you received and populate the column E in the table below Please sign and stamp this request in the space provided and return it to us.

Confirmation of amounts received by [Insert name of beneficiary entity] as at 30 <sup>th</sup> June 2023							
Reference Number	Date Disbursed	Amounts Disbursed by [SC/SAGA/Fund] (KShs) as at 30th June 2022				Amount Received by [beneficiary entity] (KShs) as at 30 <sup>th</sup> June 2021 (E)	Differences (KShs) (F)=(D-E)
		Recurrent (A)	Development (B)	Inter-Ministerial (C)	Total (D)=(A+B+C)		
Total							

In confirm that the amounts shown above are correct as of the date indicated.

**Head of Accountants department of beneficiary entity:**

Name ...CS/CPA Fredrick Kemboi..... Sign .....  ..... Date ..... 21/12/2023 .....

**APPENDIX V Reporting of Climate Relevant Expenditures**

Name of the Organization

Telephone Number

Email Address

Name of Medical Supp/MD/Head

Name and contact details of contact person (in case of any clarifications) .....

Project Name	Project Description	Project Objectives	Project Activities					Source Of Funds	Implementing Partners
				Q1	Q2	Q3	Q4		

**APPENDIX VI Disaster Expenditure Reporting Template**

Date:						
Entity						
Period to which this report refers (FY)	Year			Quarter		
Name of Reporting Officer						
Contact details of the reporting officer:	Email			Telephone		
Column I	Column II	Column III	Column IV	Column V	Column VI	Column VII
Programme	Sub-programme	Disaster Type	Category of disaster related Activity that require expenditure reporting (response/recovery/mitigation/preparedness)	Expenditure item	Amount (Kshs.)	Comments