

REPUBLIC OF KENYA

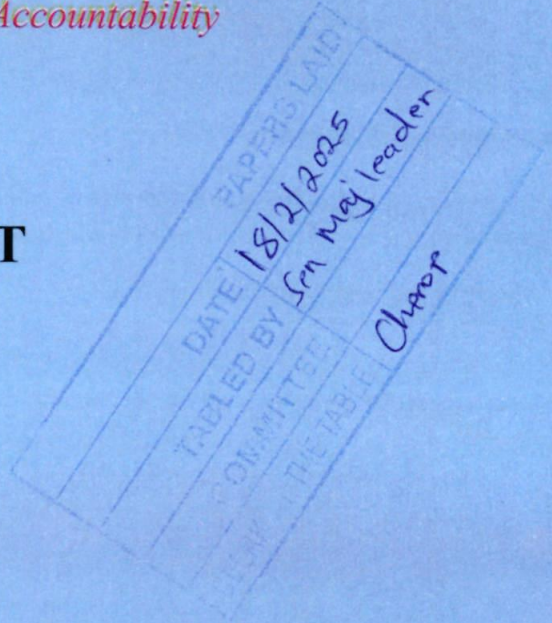


*Enhancing Accountability*

**REPORT**



**OF**



**THE AUDITOR-GENERAL**

**ON**

**LIMURU MUNICIPALITY**

**FOR THE YEAR ENDED  
30 JUNE, 2024**



OFFICE OF THE AUDITOR GENERAL  
P.O. Box 30044 - 00100, NAIROBI  
REGISTRY

19 NOV 2024

RECEIVED



---

# LIMURU MUNICIPALITY

*County Government of Kiambu*

ANNUAL REPORT AND FINANCIAL STATEMENTS

FOR THE FINANCIAL YEAR ENDED

30<sup>TH</sup> JUNE 2024

---

Prepared in accordance with the Accrual Basis of Accounting Method under the International  
Public Sector Accounting Standards (IPSAS)

*County Government of Kiambu  
Limuru Municipality  
Annual Report and Financial Statements for the year ended June 30, 2024*

---

Contents

1. ACRONYMS & GLOSSARY OF TERMS .....	III
2. KEY ENTITY INFORMATION AND MANAGEMENT .....	IV
3. MUNICIPALITY BOARD .....	VII
4. KEY MANAGEMENT TEAM.....	X
5. MUNICIPALITY BOARD CHAIRPERSON’S REPORT .....	XIII
6. REPORT OF THE MUNICIPALITY MANAGER .....	XVI
7. STATEMENT OF PERFORMANCE AGAINST PREDETERMINED OBJECTIVES FOR THE FY 2023/2024.....	XVIII
8. CORPORATE GOVERNANCE STATEMENT.....	XX
9. MANAGEMENT DISCUSSION AND ANALYSIS .....	XXI
10. ENVIRONMENTAL AND SUSTAINABILITY REPORTING.....	XXII
11. REPORT OF THE MUNICIPALITY BOARD MEMBERS.....	XXVI
12. STATEMENT OF MANAGEMENT’S RESPONSIBILITIES.....	XXVII
13. REPORT OF THE INDEPENDENT AUDITOR .....	XXIX
14. STATEMENT OF FINANCIAL PERFORMANCE FOR THE YEAR ENDED 30 <sup>TH</sup> JUNE 2024.....	1
15. STATEMENT OF FINANCIAL POSITION AS AT 30 <sup>TH</sup> JUNE 2024 .....	2
16. STATEMENT OF CHANGES IN NET ASSETS FOR THE YEAR ENDED 30 <sup>TH</sup> JUNE 2024.....	4
17. STATEMENT OF CASH FLOWS FOR THE YEAR ENDED 30 <sup>TH</sup> JUNE 2024 .....	5
18. STATEMENT OF COMPARISON OF BUDGET & ACTUAL AMOUNTS FOR YEAR ENDED 30 <sup>TH</sup> JUNE 2024 .....	6
19. NOTES TO THE FINANCIAL STATEMENTS .....	7
ANNEXES.....	32

**1. Acronyms & Glossary of Terms**

PSASB	Public Sector Accounting Standards Board
FY	Financial Year
OSHA	Occupational Safety & Health Act
DOSH	Department of Occupational Health and Safety
KUSP	Kenya Urban Support Programme
MAUD	Municipal Administration and Urban Development
OAG	Office of the Auditor General
UACA	Urban Areas and Cities Act
AUIP	Annual Urban Investment Plans
ISUDP	Integrated Strategic Urban Development Plans
IPSAS	International Public Sector Accounting Standards
APA	Annual Performance Assessment
IDEP	Integrated Development Plans
PAP	Project Affected Persons
P4R	Performance for Results
PFMA	Public Finance Management Act
PPADA	Public Procurement and Disposal Act
NMT	Non-Motorized Transport
NEMA	National Environment and Management Authority
CIDP	County Integrated Development Plan
SDG	Sustainable Development Goals
ESMP	Environmental and Social Management Plan



**2. Key Entity Information and Management**

**a) Background information**

Limuru Municipality was established by and derives its authority and accountability from Urban Areas and Cities Act No. 13 of 2011 and Cities and Municipal Charter on 27th June 2018 the Municipality is under the County Government of Kiambu and is domiciled in Kenya.

**b) Principal Activities**

The municipality vision is to provide affordable, reliable and equitable distribution of services by creating a world class industrial and technological hub through harnessing partnerships and promoting green energy use.

The municipality’s mission is to be an innovative and sustainable industrial city.

The municipality will strive to achieve the above Mission by;

- a) Contributing actively to the development of its environment, human and social capital;
- b) Offering high-quality services to all who live in, do business in or visit Limuru Municipality; and being known for its responsive, efficient, effective

**c) Key Management**

The Municipality management is under the following key organs:

- County department of in charge of Municipalities i.e. municipal Administration and Urban development
- Board of Management
- Municipal Manager
- Management
- County Planning and Urbanization Assembly Committee

**d) Fiduciary Management**

The key management personnel who held office during the financial year ended 30<sup>th</sup> June 2024 and who had direct fiduciary responsibility were:

S N	Position	Name
1	Municipality Manager	James Kamau Mbugua
2	Resident Engineer	Eng Peter Wachira
3	Programme Coordinator	Martin Kangiri
4	Assistant Resident Engineer	Eng. John Wachira

**e) Fiduciary Oversight Arrangements**

- i) Audit and Risk Management Committee-The board sub-committee comprises of three key board members who reports to the overall board on audit and risk matters. Members who sit in this committee are representatives of professional bodies who are in good standing.
- ii) Kiambu County Assembly: The municipal budget is anchored in the department of Land, Housing Physical Planning Municipal Administration and Urban Development before execution, it's approved by the County Assembly of Kiambu. Quarterly reports are also submitted to ensure budget executions are adhered.
- iii) Kenya Urban Support Program – The State Department of Housing and Urban Development manages the overall grant for all the municipalities in the counties. As part of their monitoring, the County submit quarterly statements of expenditure as part of control
- iv) Office of the Auditor General: The OAG has a statutory obligation where it audits financial statements for all the municipals in the County
- v) Internal Audit: The county has a vibrant internal audit office that undertakes internal controls for the undertaking of the programs.
- vi) World Bank Office: This is the main donor of the program and undertakes impact assessments on improvement of urban areas in the counties to support devolution.

**f) Registered Offices**

P.O. Box 2344-00900 Kiambu.  
Limuru Municipal Manager's Office.  
Limuru.

**g) Contacts**

Telephone: (+254) 724305124  
E-mail: [djames085@gmail.com](mailto:djames085@gmail.com)

**h) Bankers**

Commercial Banks  
1. Family Bank, Limuru Branch-047000037171

**i) Independent Auditor**

Auditor General  
Office of The Auditor General  
Anniversary Towers, University Way  
P.O. Box 30084  
GPO 00100  
Nairobi, Kenya

**j) Principal Legal Adviser**



The Office of the County Attorney  
County Government of Kiambu  
P.O. Box 2344 - 00200  
Kiambu, Kenya

3. Municipality Board

Name	Details of qualifications and experience
<p>1. Anthony Macharia Kimani</p>  <p>Independent Board Member</p>	<p>Age:50</p> <p><b>Academic Qualification</b></p> <p>Holds Master of Science in P u b l i c P o l i c y a n d Analysis from a Jomo Kenyatta University of Agriculture and technology, Bachelor of Laws from University of Nairobi and bachelor of Science from Egerton University.</p> <p>Anthony has served as a deputy speaker in the first county government of Kiambu. He also also served the municipality as a mayor where he promoted local governance, economic development and service delivery. Macharia also served in the Finance \$ Administration; Planning; and Health \$ Environment committees, where he was not only involved in finance and administration but also urban planning, health and environmental management.</p> <p>Infrastructure Development Committee Legal Committee</p>
<p>2.Chief Officer MAUD</p>  <p>Martin Kangiri Executive Board Member</p>	<p>Martin has an ongoing Ph.D. Urban Economics-University of South Africa, an Executive Diploma in Urban Development - London School of Economics and Political Science, Master of Economics (Finance) and Bachelor of Arts (Economics).</p> <p>Martin is an Economist with over ten years working experience for both public and private sector organizations in Coordination, supervision and promotion of economic ties with development partners.</p> <p>He is currently the Acting Chief Officer Lands, Physical Planning, Municipal Administration and Urban Development and the Director Creation of Thika Industrial Smart City.</p> <p>Age: 39</p>
<p>3.CECM MAUD</p>  <p>Salome Muthoni Wainaina</p>	<p>Salome Wainaina is a holder of a Bachelor of Economics and Political Science degree and has an MBA in Strategic Management. She additionally has certifications in in Leadership and Governance courses.</p> <p>She has over 20 years' experience in marketing and strategic management in both private and public sector.</p> <p>Age: 52</p>




Executive Board Member	
<p>4. Felisters Nyanjiru Ngumi</p>  <p>Independent Board Member</p>	<p>Age: 34                  Academic profession:                  Degree in Bachelor of Economics and Finance.                  Work experience:                  Ndeiya Sacco Society Limited Manager -                  Managing budgets and defining financial objectives                  Chesamu Agencies Account - Maintaining the company's purchase and sales ledgers.                  Legal Committee                  Infrastructure Development Committee</p>
<p>5. Dr. Moses Kinuthia</p>  <p>Independent Board Member</p>	<p>Age: 50                  Academic profession:                  Degree in Bachelors of Medicine &amp; Surgery (MBChB),                  A-Level (Biology, Physics, Chemistry).                  Work experience:                  Current- Board member; Limuru municipality, Mirage Tower Chiromo Westlands, Twin Huts Ltd, LCH Regent.                  Director Bush Airs Safaris and Riverwood Ridge Ltd                  Infrastructure Development Committee                  Finance, Revenue &amp; Audit Committee</p>
<p>6. Dr. James Kamau Mbugua,                  PhD</p>	<p>Age: 39                  Dr. James Kamau Mbugua is a distinguished PhD holder in Environmental Science from the University of Nairobi and serves as the Municipality Manager of Limuru Municipality. With a strong commitment to climate action, Dr. Mbugua applies his expertise in waste management and sustainable development to guide the municipality's environmental initiatives. James management and leadership focus on reducing the municipality's carbon footprint, promoting renewable energy sources, and enhancing overall urban resilience against climate change.                  A staunch advocate for community involvement, Dr. Kamau believes in empowering residents to participate in policy development, sustainable</p>

 <p>Executive Board Member</p>	<p>livelihoods, urban development, climate change adaptation and mitigation, sustainable waste management, and environmental decision-making. His goal is to transform Limuru into a flourishing, welcoming community committed to a sustainable future, as well as a model of environmental stewardship. Dr. Kamau's efforts to promote climate action and urban sustainability at the local and national levels.</p> <p>Legal Committee Gender Mainstreaming Committee</p>
<p>7. Maryanne Wambui</p>  <p>Independent Board Member</p>	<p>Age:38</p> <p>Holds a <b>Bachelor's</b> degree in leadership and management from St. Pauls University and a diploma in Journalism. Works as a business lady in Limuru town.</p> <p>Gender Mainstreaming Committee Legal Committee</p>
<p>8. Eliud Chai Kiarie</p>  <p>Independent Board Member</p>	<p>Age: 66 years</p> <p>Holds a diploma in agricultural sciences from Egerton University. Worked for KTDA till retirement and now serves as a church elder at PCEA</p> <p>Finance, Revenue &amp; Audit Committee Legal Committee</p>
<p>9. Pastor Peter Mungai</p>	<p>Age: 50</p> <p>Holds certificate in mass communication and Biblical studies, a pastor by profession who is committed to sustainable living through good governance. He serves as the chairman of climate action in Limuru central ward.</p> <p>Finance, Revenue &amp; Audit Committee Infrastructure Development Committee</p>

 Independent Board Member	
<p>10. Joseph Munyaka</p>  Independent Board Member	<p>I am 75yrs of age and a banker by profession Attended Ngenia High School and obtained First Division Then I was trained by Barclays Bank both locally and Abroad I served the bank in various managerial positions in Limuru Thika Nairobi Karatina Mombasa and Kisii after which I took voluntary retirement to venture into business. I have in undertaken certificate courses and training in various disciplines among them communication motivation and teamwork skills Public relations and business development. Negotiation and selling skills Senior administration course and Advanced diploma in international banking and finance management in Uk</p> <p>Legal Committee                  Infrastructure Development Committee</p>

#### 4. Key Management Team

Name	Details of qualifications and experience
1. James Kamau Mbugua, PhD	<p><b>Date of birth: 30<sup>th</sup> November 1985</b></p> <p><b>Academic Qualification:</b>                      PhD in environmental science – University of Nairobi                      MSc. In Chemistry- University of Nairobi</p> <p>Work experience:</p> <ul style="list-style-type: none"> <li>• Municipal Manager - Limuru, Kiambu County.</li> <li>• Part-time lecturer, Kababii University and Technical University of Kenya.</li> <li>• Research Consultant at Ecokrishi Africa and Charity Welfare Organization</li> </ul>

	
<p>2. Eng. Peter Wachira</p> 	<p><b>Date of Birth:</b> 1989</p> <p><b>Academic Qualification:</b>                  Renewable Energy Professional at Strathmore University                  Energy Research Centre – Certified                  Bachelor of Engineering, Electrical and Electronic                  Engineering (Power Option),                  Technical University of Kenya, 2015                  Certificate, Kenya Certificate of Secondary Education,                  Kiaritha-ini High School, 2008.</p> <p><b>Work Experience:</b>                  Over 7 years’ experience as a lead electrical engineer in                  various institutions such as the County Government of                  Kiambu and Kenya Power.</p>
<p>3. Eng. John Wachira</p> 	<p><b>Academic Qualification:</b>                  Bell Institute of Technology (Certificate in AutoCAD and                  Arch.                  Moi University (Bachelor of Technology)                  Course: Civil and Structural Engineering.                  Nyandarua High School (KCSE).</p> <p><b>Work Experience:</b>                  Over 10 years’ experience as a lead civil and structural                  engineer in various institutions such as the County                  Government of Kiambu, Triple, I &amp;K Ltd, Elken Gesha                  Construction Company amongst others.</p>

4. Chief Officer MAUD



Martin Kangiri

Martin has an ongoing Ph.D. Urban Economics-University of South Africa, an Executive Diploma in Urban Development - London School of Economics and Political Science, Master of Economics (Finance) and Bachelor of Arts (Economics).

Martin is an Economist with over ten years working experience for both public and private sector organizations in Coordination, supervision and promotion of economic ties with development partners.

He is currently the Acting Chief Officer Lands, Physical Planning, Municipal Administration and Urban Development and the Director Creation of Thika Industrial Smart City.

## **5. Municipality Board Chairperson's Report**

### **Successes made.**

Limuru town is located on the eastern edge of the Great Rift Valley about 30 kilometres, northwest of Nairobi the capital of Kenya.

It acts as the food basket of the capital and other neighbouring towns such as Kiambu, Naivasha, Kikuyu and other parts of the country such as Malindi, Mombasa, Kisumu, and Nakuru.

Limuru is widely known in Kenya as a tea-producing and processing area.

The main factories are Karirana Tea Estates and Mabroukie Teas Estates on the outskirts of the town.

The tea plantations established around Limuru from 1903 onwards were the foundation of Kenya's tea industry. Limuru is home to the BATA shoe company, the largest shoe factory in East and Central Africa. In recent years, more companies have established themselves in the town, including Procter and Allan, polypipes and Fruit 'n' Juice.

Also, in Limuru is the Nest Children's Home, which specializes in the care of children of imprisoned mothers.

The town of Limuru grew with the railway, the tea industry (especially with major expansion from the 1920s), and the Bata shoe factory and head office.

The town also serves as a milk processing zone obtained from the small-scale dairy farming in the surrounding area.

With the establishment of the Ministry of Nairobi Metropolitan Development, the municipality fell within the metropolitan boundaries. This was a growth opportunity to the municipality since it has enjoyed the benefits attached to it; for instance, the infrastructure improved, specifically the roads due to the construction of the Great Western Bypass that links Limuru to Nairobi, Kikuyu, Kiambu, Nakuru and other important nodes.

The Municipality has a number of successes which include;

- ❖ Establishment of the municipality through a charter granted by the Kiambu County Government executive.
- ❖ Establishment of the board and the Municipal Manager's office.
- ❖ Drafting and approval of the Annual Urban Investment Plans.

- ❖ Funding of the municipality through the World Bank Programme for three consecutive years.
- ❖ Infrastructural projects that have enabled ease of movement of people, goods and services, enhanced security, improved municipal aesthetics amongst others.

The municipality has also had its fair share of challenges ranging from:

- ❖ Delayed delegation of municipal functions by the County Government.
- ❖ Inadequate budgetary allocations to meet the infrastructure needs of the municipality.
- ❖ Lack of political goodwill by the county executive in the day to day running of the municipality's activities including lack of budgetary allocation to the Municipality.
- ❖ Delayed municipal board remuneration.
- ❖ Scarcity of resources.

Since the establishment of the Municipality through the Kenya Urban Support Programme, as guided by the Urban Areas and Cities Act, 2011 (Amended, 2019) the Municipality has been allocated Ksh 363,933,033 for the last three financial years.

The money has been utilized on infrastructural projects ranging from roads, street lighting, solid waste management equipment, urban aesthetics, recreational facilities, non-motorized transport among others.

The management of these projects is overseen by Project Implementation Teams which handle various issues ranging from Environmental issues, social safeguard issues, and contract payment structures.

These projects have changed the face of the municipality with the following key benefits realized:

- ❖ Street lighting has helped beef up security as well as enabling more night working hours for traders in the informal sector such as street hawkers and vendors.
- ❖ The constructed sewer lines have helped lower construction costs to building developers as well as managing liquid waste more efficiently.
- ❖ Public parks contribute to the carbon sinks of the highly urbanized municipality as well as providing a place where people can recreate.
- ❖ Job creation.

- ❖ Newly constructed roads enhance the movement of goods, people and services.

A number of challenges have however been realized, ranging from:

- ❖ Inadequacy of funds to invest more on infrastructural projects to serve the high population.
- ❖ Vandalism of street furniture such as road signs.
- ❖ Overlapping of the board's functions with those of the Sub County Administrator.
- ❖ Delayed delegations of functions as stipulated by UACA 2011, (Amended 2019).

#### **Future outlook of the Municipality Board**

As per the strategic focus areas outlined in the Municipal Draft Strategic Plan (2022-2027), emphasis has been put on the following areas; ease of doing business, employment creation, environmental sustainability, health, youth and gender empowerment, education, trade and industry as well as improving the overall road connectivity of the municipality.

Our ability to serve the public in Limuru municipality has been clearly outlined and an exciting future lies ahead if we all work together to make this the incredible Municipality that our children will inherit from us.

On the governance front, the Board inducted 5 new board members into the activities and operations of the Municipality. The 5 members have brought on the board fresh and diverse perspectives and increased the efficiency and reach of the Municipality.

**Antony Macharia Kimani**



**Limuru Municipality Board Chairman.**

## **6. Report of the Municipality Manager**

The history of Limuru dates back to 1890's during the British colonial period when the Europeans settled in Limuru due to its favourable climatic conditions and its proximity to Nairobi City.

Limuru Municipality comprises the entire area covered by Limuru and Lari Sub Counties/Constituencies with 10 wards with an approximate area of 746.24km<sup>2</sup>

The Municipality was established under section 9 of the Urban Areas and Cities Act (2011) and granted the Municipal charter gazetted on 2nd November 2018.

The municipal board was constituted on 27th June 2018 headed by the board chairman elected by the board members.

The Municipality's Population was 294,617 as per the 2019 household census report.

The Municipal manager was appointed in accordance with the Urban Areas and Cities Act, 2011 (Amended 2019) and reports to the Municipal Board.

Since the establishment of the Municipality through the Kenya Urban Support Programme, as guided by the Urban Areas and Cities Act, 2011 (Amended, 2019) the Municipality has been allocated Ksh 363, 933,033 for the last three financial years.

The money has been utilized on infrastructural projects ranging from roads, street lighting, solid waste management equipment, urban aesthetics, recreational facilities, non-motorized transport, market shed among others.

The management of these projects is overseen by Project Implementation Teams which handle various issues ranging from Environmental issues, social safeguard issues, and contract payment structures.

These projects have changed the face of the municipality with the following key benefits realized:

- ❖ Newly constructed roads and those recarpeted in the town have enhanced the movement of goods, people and services.
- ❖ Led to decongesting of the town.
- ❖ Street lighting has helped beef up security as well as enabling more night working hours for traders in the informal sector such as street hawkers and vendors.

- ❖ Public parks contribute to the carbon sinks of the highly urbanized municipality as well as providing a place where people can recreate.
- ❖ The solid waste management equipment such as the tippers, skip loaders and skips, back hoes etc. have helped enhance waste collection resulting to a cleaner environment.
- ❖ Job creation.

A number of challenges have however been realized, ranging from:

- ❖ Inadequacy of funds to invest more on infrastructural projects to serve the high population.
- ❖ Vandalism of street furniture such as road signs.
- ❖ Unpredictable weather conditions thus delaying the programmed works.
- ❖ Delayed relocation of the sewer line encroaching the corridor
- ❖ Scramble for the projects during public participation
- ❖ Issues of storm water outfalls.
- ❖ Leaking sewer manholes and Decic tanks along some sections of the corridor thus compromising the earthworks.
- ❖ Delayed relocation of services along the road reserves.
- ❖ The local community is against the setting up of a waste transfer station.

As per the strategic focus areas outlined in the Municipal Draft Strategic Plan (2022-2027), emphasis has been put on the following areas; ease of doing business, employment creation, environmental sustainability, health, youth and gender empowerment, education, trade and industry as well as improving the overall road connectivity of the municipality.

Our ability to serve the public in Limuru municipality has been clearly outlined and an exciting future lies ahead if we all work together to make this the incredible Municipality that our children will inherit from us.

**Name: James Kamau Mbugua, PhD**



**Municipality Manager**

**7. Statement of Performance Against Predetermined Objectives for the FY 2023/2024**

**Introduction**

Section 164 (2) (f) of the Public Finance Management Act, 2012 requires that, at the end of each financial year, the Accounting Officer for a County Government entity shall prepare financial statements in respect of the entity in formats to be prescribed by the Accounting Standards Board including a statement of the county government entity’s performance against predetermined objectives. The key development objectives of the Limuru Municipality are:

- a) Provide quality physical infrastructure.
- b) Urban planning.
- c) Urban governance and administration

Most of the projects listed below were continuing projects from FY 2022/2023 since the was no funding for the year FY 2023/2024.

Detailed analysis for each objective and outcome is presented in the table below;

<b>Programme Name: Limuru Municipality</b>						
<b>Objective: To Improve Infrastructural Developments in Limuru Municipality and it’s Urban Areas</b>						
<b>Outcome: Creation of liveable cities, improved urban infrastructure, revenue improvement</b>						
Sub Programme	Key output	Key performance indicator	Baseline		Planned Target FY 23/24	Actual FY 23/24
			Year	Value		
General Administration & Support Services: Costing of Salaries	Improved efficiency and effectiveness in quality service delivery	No. of Officers Recruited	2022	0	2	1
Staff Training and development programs	Sustainable and satisfied work force	No. of staff sponsored for promotional, refresher courses & CPD programs	2022	0	10	12
Operation & Maintenance: General office	Consistency of information, methods, skills and controls	No. of offices equipped & furnished and general office maintenance	2022	0	1	1
Construction and upgrading of Municipal Infrastructures	Improvement of Roads	Kilometres of Roads Constructed	2022	km	3km	3km
	Improvement of Sewer System	Kilometres of Sewer lines constructed	2022	km	0km	0km
	Improvement of Street Lighting	No. of Street Lights Installed	2022	0	15	10
	Improvement of Bus Parks	No. Bus parks Rehabilitated	2022	0	0	0
	Improvement of Market sheds & Ablution Blocks	No. of Market sheds & Ablution Blocks	2022	0	1	1

*County Government of Kiambu*

*Limuru Municipality*

*Full Year Report and Financial Statements for the period ended 30<sup>th</sup> June, 2024*

	Construction & Rehabilitation of Stadium	No. of Stadia built or rehabilitated	2022	0	0	0
	Provision of Waste Management & Equipment	No. of Waste Management stations constructed or/& Equipment bought	2022	0	0	0
	Improvement of NMT & Parking Lots	No. of NMTs & Parking Lots constructed	2022	km	4km	4km
	Construction of Recreational centers	No. Recreational facilities Constructed	2022	0	0	0
	Construction of Fire station and Purchase of Disaster management Equipment	No. of Fire stations constructed and Disaster management Equipment Purchased	2022	0	0	0
	Construction of Storm water Drains	Kilometers of storm water Drains Constructed	2022	km	3 km	4 km
Renewable Energy and Climate Change	Incorporation of green energy as an alternative source of power within the municipality	No. of KWh units of wind energy generated	2022	0	0	0
		Volume of bio gas produced	2022	0	0	0
		No. of KWh units of solar PV energy generated	2022	0	0	0
<b>Total</b>						

## **8. Corporate Governance Statement**

### ***Process of appointment and removal of Board members-***

Limuru Municipality Board has been appointed and fully constituted through a competitive process by the county executive committee, with the approval of the county assembly as per the Urban Areas and Cities Act 2011.

Removal of any board member can only be done by the county governor, the board, supported by the vote of at least two-thirds of the members of the board and upon petition by the residents of a city or municipality.

### ***Roles and functions of the Municipality Board members***

The Boards major roles and functions include but is not limited to:

- (a) oversee the affairs of the city or municipality;
- (b) develop and adopt policies, plans, strategies and programmes, and may set targets for delivery of services;
- (c) formulate and implement an integrated development plan;
- (d) monitor and, where appropriate, regulate city and municipal services where those services are provided by service providers other than the board of the city or municipality;
- (e) establish, implement and monitor performance management systems
- (f) as may be delegated by the county government, promote and undertake infrastructural development and services within the city or municipality;

### ***Induction and training, Municipality Board members and member's performance***

The board has been inducted and trained on project management, corporate ethics, social safeguard issues and process of creating a municipal strategic plan among others.

### ***Number of Municipality Board meetings held and the attendance to those meetings by members***

The Board holds four board meetings annually in addition to the committee meetings

### ***Succession Plan***

A board member is only allowed to hold office for a 5-year term.

### ***Existence of a service charter***

The Board has an established charter

### ***Board remuneration***

The Board is remunerated as guided by the salaries and remuneration commission

**9. Management Discussion and Analysis**

*FY 2023/2024 Project.*

The Municipality has increased revenue collection improving financial performance of the entity within the year by improving service delivery and enforcement.

The county devolved all functions to the municipality thus making them autonomous.

<b>Project Name</b>	<b>Contract Sum</b>	<b>Implementation %</b>	<b>Start date</b>	<b>End date</b>	<b>Works done</b>
Proposed lighting and improvement to bituminous standards of Nyambari Town access roads and construction of Kimende Market Shed	Contract sum 47,782,131.00	98%	10th March 2022	30th June 2023	Project Complete

**Compliance with statutory requirements**

The municipality is compliant with the various statutory requirements:

- NEMA requirements were complied with by obtaining the licenses for our projects
- KRA on remittance of statutory deductions

**Major risks facing the organization**

**1. Unaligned Limuru Municipality Charter**

The municipality needs support and goodwill from the County Government for the charter to be reviewed and aligned to the UACA 2011, (Amended, 2019).

**2. Lack of implementation of the Governance and Institutional Framework**

The municipality needs support and goodwill from the County Government for deployment of staff and delegation of responsibilities according to the UACA 2011, (Amended,2019).

## **10. Environmental And Sustainability Reporting**

Limuru municipality exists to transform lives. This is our purpose; the driving force behind everything we do. It's what guides us to deliver our strategy, which is founded on three pillars of sustainability ie economic viability, environmental protection and social equity: putting the residents/Citizen first, delivering relevant goods and services, and improving operational excellence. Below is a brief highlight of our achievements in each pillar.

### *1. Sustainability strategy and profile.*

A sustainability responsibility strategy is a prioritized set of actions. It provides us with agreed framework to focus investment and drive performance, as well as engage in internal and external stakeholders within the municipality. Sustainability responsibility has helped has to make decision mostly on natural resource use where by the resources available are utilized responsibly not only for the current generation but also for the future use. The municipality sustainability strategy has been informed by various sustainable development efforts where the municipality is focused on SDG no. 11 which is to 'make cities and human settlements inclusive, safe, resilient and sustainable urban areas which ensures effective urban development and management'. Programmes of the National Government and the CIDP also informs that sustainability strategy of the municipality. The municipality has been able to develop a strategic plan anchored in the CIDP III of the Kiambu County Government. This strategic plan, a product of public participation considers the five pillars of sustainability: Governance, The Economy, Environment, Culture and Social pillars.

### *2. Environmental performance*

The municipality is located next to rich agricultural areas and recognizes that environmental sustainability as the greatest challenge of the 21<sup>st</sup> century and commits to ensuring that all its major strategies and operations consider their environmental and ecological aspects and impacts. This has been achieved by increasing forest cover within the municipality by planting more trees in public institutions roads and giving out seedlings to the community.

The Municipality has a robust Solid Waste Management Policy and Solid Waste Management Plan approved by the Municipal Board. This policy framework is a response to the growing challenges of solid waste management within the municipality and creates a blueprint for:

- a. Protecting public health and environment
- b. Facilitating public and private sector collaboration and participation.

- c. Encouraging full stakeholder support.
- d. Unfolding of more detailed plants, programmes and project
- e. Structure planning and sustainability
- f. Effective and achievable implementation and monitoring
- g. Promoting greater public awareness and behavior change.

The municipality has ensured that contractors adhere strictly to their Environmental and Social Management Plans (ESMP) prepared by the municipality and contractors

The ESMPs prepared are based on an overall environmental and social assessment, which includes

- (i) the general baseline at project areas
- (ii) Evaluation of potential environmental and social impacts of different project components and subcomponents and
- (iii) Assessment of environmental practices in different ongoing and completed projects. This standardized ESMPs provides the guidelines for the preparation of all mitigation plans to respond to the anticipated project impacts once projects begin after contractors are procured.

### *3. Employee welfare*

Currently, the hiring of employees is guided by the County Public Service Board with a manager appointed on 27 June 2018. Four more employees i.e., Civil and Electrical Engineer, Surveyor and Environment Officer were seconded to the manager by the Chief Officer, Municipal Administration to assist the manager in the implementation of the Kenya Urban Support Program -World Bank Grant.

Policies that guide Staff development are currently undertaken by the Department of Municipal Administration although the municipality has been willing to take care of its own employees.

The municipality has requested for the deployment of more staff in order to discharge its mandate under the UACA 2011, 2019 after delegation of responsibilities by the County and its allocation of attendant resources.

The municipality always ensures that contractors of projects stay on compliance to the *Occupational Safety and Health Act of 2007*, OSHA guidelines and require registration of contractors with Department of Occupational Health and Safety (DOSHS).

**4. Market place practices**

The municipality has increase established more market centres to improve support the economic development for the farmers and other traders within and outside municipality.

The market centers are established in line with modern standards to promote sustainability solid waste management and promote economic growth.

**a) Responsible competition practice.**

The municipality has ensured that all its practices adhere to the relevant legal and institutional framework including the competition act (2010). Procurement of contractors is done through competitive bidding and preventing unfair and misleading market conduct;

**b) Responsible Supply chain and supplier relations**

The municipality has ensured that all its practices adhere to the relevant legal and institutional framework including the Public Procurement and Asset Disposal Act (2015)-PPADA and the Public Procurement and Asset Disposal Regulations (2020)-PPADR, Circulars from County and National Government and Executive Orders from the Office of the President. This is included in procurement planning, procurement processing, inventory and asset management, disposal of assets and contract management.

The Municipality also maintains good relationships and has ensured that suppliers and contractors are treated fairly and equally.

**c) Responsible marketing and advertisement**

The municipality has ensured advertisement for competitive bidding of projects as well as public participation forums.

**d) Product stewardship**

Consumer rights in Kenya are fundamental rights afforded to consumers provided for under the Bill of Rights in the Constitution of Kenya (2010). Article 46(1) (TCK) provides that consumers have certain rights in respect of goods and services offered by public entities or private persons: -

- To goods and services of reasonable quality;
- To the information necessary for them to gain full benefit from goods and services;

- To the protection of their health, safety, and economic interests; and
- To compensation for loss or injury arising from defects in goods or services.

The municipality is aware of the legal framework protecting these rights in the undertaking of infrastructural projects and consumption of public goods and service delivery.

#### **5. *Community Engagements***

The municipality has undertaken various CSR engagements within the projects undertaken in the municipality sensitizing the community on their health. In particular, the municipality did a HIV /AIDs campaign within the projects undertaken within the F/Y 2023/24.

The municipality also undertook awareness campaigns on COVID-19 prevention and care by buying masks and ensuring COVID protocols are adhered to in the workplace.

## **11. Report of the Municipality Board Members**

The Board Members submit their report together with the audited financial statements for the period ended 30th June 2024 which shows the state of the municipality's affairs.

### **Principal activities**

The principal activity of the Municipality is to strengthen urban institutions and to provide the necessary urban infrastructure to the residents.

### **Performance**

The performance of the Municipality for the financial period ended 30<sup>th</sup> June, 2024 is set out on section 8 of this report.

### **Board Members**

The members of the Board who served during the year are shown as per section 2 of this report.

### **Auditors**

The Auditor General is responsible for the statutory audit of the Municipality in accordance with Article 229 of the Constitution of Kenya and the Public Audit Act 2015.

**Name: James Kamau Mbugua, PhD**



**Secretary of the Board**

## **12. Statement of Management's Responsibilities**

Section 180 of the Public Finance Management Act, 2012 requires that, at the end of each financial year, the Accounting Officer of the Municipality established by Urban Areas and Cities Act No. 13 of 2011 shall prepare financial statements in accordance with the standards and formats prescribed by the Public Sector Accounting Standards Board.

The Municipality manager is responsible for the preparation and presentation of the Municipality's financial statements, which give a true and fair view of the state of affairs of the Municipality for and as at the end of the period ended 30th June 2024. This responsibility includes: (i) maintaining adequate financial management arrangements and ensuring that these continue to be effective throughout the reporting period, (ii) maintaining proper accounting records, which disclose with reasonable accuracy at any time the financial position of the Municipality, (iii) Designing, implementing and maintaining internal controls relevant to the preparation and fair presentation of the financial statements, and ensuring that they are free from material misstatements, whether due to error or fraud, (iv) Safeguarding the assets of the Municipality, (v) Selecting and applying appropriate accounting policies, and (vi) Making accounting estimates that are reasonable in the circumstances.

The Municipality Manager accepts responsibility for the financial statements, which have been prepared using appropriate accounting policies supported by reasonable and prudent judgments and estimates, in conformity with International Public Sector Accounting Standards (IPSAS), and in the manner required by the PFM Act, 2012 and *Urban Areas and Cities Act No. 13 of 2011*. The Municipality Manager is of the opinion that the financial statements give a true and fair view of the state of Municipality's transactions during the financial year ended June 30, 2024, and the financial position as at that date.

The Municipality Manager further confirms the completeness of the accounting records which have been relied upon in the preparation of financial statements as well as the adequacy of the systems of internal financial control. In preparing the financial statements, the Municipality Manager has assessed the Municipality's ability to continue as a going concern and disclosed, as

applicable, matters relating to the use of going concern basis of preparation of the financial statements.

Nothing has come to the attention of the Municipality Manager to indicate that the Municipality will not remain a going concern for at least the next twelve months from the date of this statement.

**Approval of the financial statements**

The Municipality's financial statements were approved by the Board on 16th September 2024 and signed on its behalf by:

**Name: Antony Macharia Kimani**



**Chairperson of the Board**


**Name: James Kamau Mbugua, PhD**



**Accounting Officer of the Board**

# REPUBLIC OF KENYA

Telephone: +254-(20) 3214000  
Email: info@oagkenya.go.ke  
Website: www.oagkenya.go.ke



HEADQUARTERS  
Anniversary Towers  
Monrovia Street  
P.O Box 30084-00100  
NAIROBI

## REPORT OF THE AUDITOR-GENERAL ON LIMURU MUNICIPALITY FOR THE YEAR ENDED 30 JUNE, 2024

---

### PREAMBLE

I draw your attention to the contents of my report which is in three parts:

- A. Report on Financial Statements that considers whether the financial statements are fairly presented in accordance with the applicable financial reporting framework, accounting standards and the relevant laws and regulations that have a direct effect on the financial statements;
- B. Report on Lawfulness and Effectiveness in the Use of Public Resources which considers compliance with applicable laws, regulations, policies, gazette notices, circulars, guidelines and manuals and whether public resources are applied in a prudent, efficient, economic, transparent and accountable manner to ensure the Government achieves value for money and that such funds are applied for the intended purpose; and,
- C. Report on Effectiveness of Internal Controls, Risk Management and Governance which considers how the entity has instituted checks and balances to guide internal operations. This responds to the effectiveness of the governance structure, risk management environment and internal controls, developed and implemented by those charged with governance for orderly, efficient and effective operations of the entity.

A Qualified Opinion is issued when the Auditor-General concludes that, except for material misstatements noted, the financial statements are fairly presented in accordance with the applicable financial reporting framework. The Report on Financial Statements should be read together with the Report on Lawfulness and Effectiveness in the Use of Public Resources, and the Report on Effectiveness of Internal Controls, Risk Management and Governance.

The three parts of the report are aimed at addressing the statutory roles and responsibilities of the Auditor-General as provided by Article 229 of the Constitution, the Public Finance Management Act, 2012, and the Public Audit Act, 2015. The three parts of the report when read together constitute the report of the Auditor-General.

### REPORT ON THE FINANCIAL STATEMENTS

#### Qualified Opinion

I have audited the accompanying financial statements of Limuru Municipality set out on pages 1 to 31, which comprise the statement of financial position as at 30 June, 2024

---

*Report of the Auditor-General on Limuru Municipality for the year ended 30 June, 2024*

and the statement of financial performance, statement of changes in net assets, statement of cash flows and statement of comparison of budget and actual amounts for the year then ended and a summary of significant accounting policies and other explanatory information in accordance with the provisions of Article 229 of the Constitution of Kenya and Section 35 of the Public Audit Act, 2015. I have obtained all the information and explanations which to the best of my knowledge and belief, were necessary for the purpose of the audit.

In my opinion, except for the effect of the matters described in the Basis for Qualified Opinion section of my report, the financial statements present fairly, in all material respects the financial position of the Limuru Municipality as at 30 June, 2024 and of its financial performance and its cash flows for the year then ended, in accordance with International Public Sector Accounting Standards (Accrual Basis) and comply with Urban Areas and Cities Act, 2011 and the Public Finance Management Act, 2012.

## **Basis for Qualified Opinion**

### **1. Inaccuracies in the Financial Statements**

Review of the financial statements revealed the following inconsistencies;

#### **1.1 Infrastructure Projects**

The statement of financial performance and Note 15b to the financial statements reflects infrastructure projects payments amounting to Kshs.10,045,047. However, Note 22 to the financial statements reflects property, plant and equipment balance of Kshs.42,267,140 which includes additions in the year totalling Kshs.10,045,047 an indication of capitalization and double counting of projects. Further, review of the schedule provided supporting the balance revealed that the amount related to payments for projects whose contracts occurred and are recognized in the year of occurrence.

#### **1.2 Unreconciled Cash and Cash Equivalents**

The statement of financial position and Note 17 to the financial statements reflects cash and cash equivalents balance of Kshs.3,240,546. However, Management did not provide monthly bank reconciliations for audit verification and no evidence was provided as evidence that Management submitted monthly bank reconciliation to the County Treasury and a copy to the Auditor-General as required. Further, Management did not maintain a retention account and as a result the amounts owed to contractors in form of retention money which is included in the cash and cash equivalents balance could not be determined.

In the circumstances, the accuracy and completeness of the financial statements could not be confirmed.

### **2. Misstatement of Property, Plant and Equipment**

The statement of financial position and as disclosed in Note 22 to the financial statements reflects property, plant and equipment balance of Kshs.42,267,140 under the category of

other assets which is cumulative balance for property, plant and equipment since 1 July, 2021. However, the financial statements reported nil balance for depreciation charge and accumulated depreciation for the year. Further, the property, plant and equipment balance of Kshs.42,267,140 is in respect to infrastructure projects. However, review of the donor fund transfers schedule revealed that the Municipality received a total amount of Kshs.363,933,033 for the period between 2018 to 2021 for project development in Limuru Municipality, the said capital projects have not been disclosed under the property plant and equipment. In addition, the asset register provided for audit was incomplete.

In the circumstances, the accuracy and completeness of the property, plant and equipment balance of Kshs.42,267,140 could not be confirmed.

### **3. Irregular Payments for Infrastructure Projects**

The statements of financial performance and as disclosed under Note 15b to the financial statements reflects infrastructure project amount of Kshs.10,045,047 which was incurred in respect to retention money held for the works done in the previous year. However, it was noted that from the financial statements for the year 2022/2023, the Municipality did not have any liabilities owed to the contractor. Therefore, it is not clear why Management paid a liability that was not reported in their accounts. Further, the payment of Kshs.10,045,047 was not supported to confirmation it's validity.

In the circumstances, the accuracy and completeness of the infrastructure expenditure totalling Kshs.10,045,047 could not be confirmed.

The audit was conducted in accordance with International Standards for Supreme Audit Institutions (ISSAIs). I am independent of the Limuru Municipality Management in accordance with ISSAI 130 on the Code of Ethics. I have fulfilled other ethical responsibilities in accordance with the ISSAI and in accordance with other ethical requirements applicable to performing audits of financial statements in Kenya. I believe that the audit evidence I have obtained is sufficient and appropriate to provide a basis for my qualified opinion.

### **Emphasis of Matter**

#### **Budgetary Control and Performance**

The statement of comparison of budget and actual amounts reflects final receipts budget and actual on a comparable basis of Kshs.Nil, resulting in no revenue budget or funding of the Municipality. Further, the statement reflects final expenditure budget and actual on comparable basis totalling Kshs.12,020,000 and Kshs.10,061,927 respectively, resulting to under expenditure of Kshs.1,958,073 or 16% of the budget.

Failure to fund and under absorption of approved budget is an indication that all activities and projects in the annual work-plan were not implemented by the County Executive which may have negatively impacted on the delivery of services to the public.

My opinion is not modified in respect of this matter.

## **Key Audit Matters**

Key audit matters are those matters that, in my professional judgement, are of most significance in the audit of the financial statements. Except for the matters described in the Basis for Qualified Opinion, I have determined that there are no other key audit matters to communicate in my report.

## **Other Matter**

### **Unresolved Prior Year Matters**

The audit report for the year ended 30 June, 2023 raised several unsatisfactory issues in regard to balances reflected in the financial statements, lawfulness and effectiveness in use of resources and effectiveness of internal controls, risk management and governance. However, the issues remained unresolved as at 30 June, 2024 and the status of the issues has not been incorporated in the financial statements.

## **Other Information**

The Management is responsible for the other information set out on page iv to xxvii which comprise of Key Entity Information and Management, Municipality Board, Key Management Team, Municipality Board Chairman's Report, Report of the Municipality Manager, Statement of Performance Against Predetermined Objectives, Corporate Governance Statement, Management Discussion and Analysis, Environmental and Sustainability Reporting, Report of the Municipality Board Members and Statement of Management Responsibilities. The Other Information does not include the financial statements and my audit report thereon.

In connection with my audit on the Limuru Municipality financial statements, my responsibility is to read the other information and in doing so, consider whether the other information is materially inconsistent with the financial statements or my knowledge obtained in the audit or otherwise appears to be materially misstated. If based on the work I have performed, I conclude that there is a material misstatement of this Other Information, I am required to report that fact. I have nothing to report in this regard.

My opinion on the financial statements does not cover the Other Information and accordingly, I do not express an audit opinion or any form of assurance conclusion thereon.

## **REPORT ON LAWFULNESS AND EFFECTIVENESS IN THE USE OF PUBLIC RESOURCES**

### **Conclusion**

As required by Article 229(6) of the Constitution, based on the audit procedures performed, except for the effect of the matters described in the Basis for Conclusion on Lawfulness and Effectiveness in the Use of Public Resources section of my report, I confirm that nothing else has come to my attention to cause me to believe that public resources have not been applied lawfully and in an effective way.

---

*Report of the Auditor-General on Limuru Municipality for the year ended 30 June, 2024*

## **Basis for Conclusion**

### **1. Non-Compliance with Public Sector Accounting Standards Board Reporting Template**

Review of financial statements revealed the following anomalies: -

- i. The main area of responsibility for some of the key Management team members was not indicated.
- ii. The head of finance did not indicate his ICPAK number.
- iii. The page after report of the independent auditor should not be left blank.
- iv. Progress on follow up of auditors' recommendations was not included in the financial statements.
- v. Under notes to the financial statements, financial risk management was omitted.
- vi. The statement of financial performance and the statement of financial position have not been signed by the Chairman of the Board.
- vii. The statement of changes in net asset's opening balance is indicated as at 1 July, 2024 instead of 1 July, 2023.

In the circumstances, the preparation and presentation of the annual reports and financial statements is not as per the standards prescribed and published template by the Public Sector Accounting Standards Board.

### **2. Lack of Accountability in Retention Money**

Payment vouchers provided for audit revealed that Limuru Municipality paid Kshs.10,045,047 as retention money in the year ended 30 June, 2024. However, Management only maintained ledgers with retention money payables but did not maintain a retention account and as a result the amounts owed to contractors in form of retention money could not be determined.

In the circumstances, the payments made were contrary to the law.

### **3. Failure to Provide Annual Revenue Estimates**

The Urban and Cities Act, 2011 requires Limuru Municipality to prepare and submit revenue estimates for approval by the Board Committee, the Board itself and the County Assembly. However, evidence to show that Management prepared and submitted revenue estimates for the financial year 2023/2024 for approval was not provided. In the circumstances, Management was in breach of the law and the budgetary controls were not effective.

#### **4. Failure to Conduct an Annual Performance Review of the Integrated Development Plan**

Review of Municipality records revealed that there was no evidence provided to confirm that annual performance review of the integrated development plan was conducted as required by the law.

In the circumstances, Management was in breach of the law.

#### **5. Irregular Composition and Lack of Supporting Documents for Board Members**

Section 3 to the financial statements on Municipality Board for the year ended 30 June, 2024 revealed that Limuru Municipality had a composition of ten (10) Board members as opposed to the requirements of Urban Areas and Cities Act of 2011 which recommends the Board to have nine (9) Board members.

In the circumstances, Management was in breach of the law.

The audit was conducted in accordance with ISSAI 3000 and ISSAI 4000. The standards require that I comply with ethical requirements and plan and perform the audit to obtain assurance about whether the activities, financial transactions and information reflected in the financial statements comply in all material respects, with the authorities that govern them. I believe that the audit evidence I have obtained is sufficient and appropriate to provide a basis for my conclusion.

### **REPORT ON EFFECTIVENESS OF INTERNAL CONTROLS, RISK MANAGEMENT AND GOVERNANCE**

#### **Conclusion**

As required by Section 7(1)(a) of the Public Audit Act, 2015, based on the audit procedures performed, except for the effect of the matters described in the Basis for Conclusion on Effectiveness of Internal Controls, Risk Management and Governance section of my report, I confirm that nothing else has come to my attention to cause me to believe that internal controls, risk management and governance were not effective.

#### **Basis for Conclusion**

##### **1. Lack of Risk Management Policy and Disaster Recovery Plan**

Limuru Municipality spent Kshs.10,061,927 during the year under review. Review of the Municipal's records, processes and systems revealed that it operated without a risk management policy and thus had no framework for management of risks. In addition, the Municipal did not have a disaster recovery or business continuity plan. In the absence of a disaster recovery or business continuity plan, Management lacks a blue print for identifying, preventing and mitigating against disasters and ensuring that its operations are not interrupted. Further, there are no mechanisms in place to recover lost data in case of a disaster.

In the circumstances, the lack of policies may lead to weak internal controls and failure to prevent or detect risks.

## **2. Lack of Board and Committee Charter**

The Municipality as per the Urban Areas and City Act, is required to have the Board and the Committees of the Board. Review of the Board records indicated that the Board had not developed or adopted a Board Charter since inception in 2018. Further, the Board has three (3) committees namely technical, planning and oversight, human resources, finance and administration and partnership, audit and risk management committees established to run its affairs, however, none of the committees has a charter that outlines its roles and responsibilities.

In the circumstances, the effectiveness of management by the Board could not be confirmed.

The audit was conducted in accordance with ISSAI 2315 and ISSAI 2330. The standards require that I plan and perform the audit to obtain assurance about whether effective processes and systems of internal controls, risk Management and overall governance were operating effectively in all material respects. I believe that the audit evidence I have obtained is sufficient and appropriate to provide a basis for my conclusion.

### **Responsibilities of the Management and the Municipality Board**

Management is responsible for the preparation and fair presentation of these financial statements in accordance with International Public Sector Accounting Standards (Accrual Basis) and for maintaining effective internal controls as Management determines is necessary to enable the preparation of financial statements that are free from material misstatement, whether due to fraud or error and for its assessment of the effectiveness of internal controls, risk management and governance.

In preparing the financial statements, Management is responsible for assessing the Municipality's ability to continue as a going concern, disclosing, as applicable, matters related to going concern and using the going concern basis of accounting unless Management is aware of the intention to cease operations.

Management is also responsible for the submission of the financial statements to the Auditor-General in accordance with the provisions of Section 47 of the Public Audit Act, 2015.

In addition to the responsibility for the preparation and presentation of the financial statements described above, Management is also responsible for ensuring that the activities, financial transactions and information reflected in the financial statements comply with the authorities which govern them and that public resources are applied in an effective way.

The Municipality Board is responsible for overseeing the Municipality's financial reporting process, reviewing the effectiveness of how Management monitors compliance with relevant legislative and regulatory requirements, ensuring that effective processes and

systems are in place to address key roles and responsibilities in relation to governance and risk management, and ensuring the adequacy and effectiveness of the control environment.

### **Auditor-General's Responsibilities for the Audit**

My responsibility is to conduct an audit of the financial statements in accordance with Article 229(4) of the Constitution, Section 35 of the Public Audit Act, 2015 and the International Standards for Supreme Audit Institutions (ISSAIs). The standards require that, in conducting the audit, I obtain reasonable assurance about whether the financial statements as a whole are free from material misstatements, whether due to fraud or error and to issue an auditor's report that includes my opinion in accordance with Section 48 of the Public Audit Act, 2015. Reasonable assurance is a high level of assurance but is not a guarantee that an audit conducted in accordance with IFPP will always detect a material misstatement when it exists. Misstatements can arise from fraud or error and are considered material if, individually or in the aggregate, they could reasonably be expected to influence the economic decisions of users taken on the basis of these financial statements.

In conducting the audit, Article 229(6) of the Constitution also requires that I express a conclusion on whether or not in all material respects, the activities, financial transactions and information reflected in the financial statements are in compliance with the authorities that govern them and that public resources are applied in an effective way. In addition, I consider the entity's control environment in order to give an assurance on the effectiveness of internal controls, risk management and governance processes and systems in accordance with the provisions of Section 7(1)(a) of the Public Audit Act, 2015.

Further, I am required to submit the audit report in accordance with Article 229(7) of the Constitution.

Detailed description of my responsibilities for the audit is located at the Office of the Auditor-General's website at: <https://www.oagkenya.go.ke/auditor-generals-responsibilities-for-audit/>. This description forms part of my auditor's report.

  
FCPA Nancy Gathungu, CBS  
AUDITOR-GENERAL

Nairobi

24 December, 2024

County Government of Kiambu  
 Limuru Municipality  
 Annual Report and Financial Statements for the year ended June 30, 2024

14. Statement of Financial Performance for the Year ended 30<sup>th</sup> June 2024.

	Notes	FY 2023/2024	FY 2022/2023
		Kshs.	Kshs.
<b>Revenue from non-exchange transactions</b>			
Transfers from the County Government	6	-	1,194,559
Public contributions and donations	7	-	-
Levies Fines and Penalties	8	-	-
Other revenues ( <i>Specify</i> )	9	-	-
		-	<b>1,194,559</b>
<b>Revenue from exchange transactions</b>			
Interest income	10	0	0
Other Income	11	0	0
		<b>0</b>	<b>0</b>
<b>Total revenue</b>		-	<b>1,194,559</b>
<b>Expenditure</b>			
Use of goods and services	12	-	-
Staff costs	13	-	-
Board expenses	14	-	-
Finance costs	15a	16,880	39,012
Infrastructure Projects	15b	10,045,047	30,213,178
<b>Total expenses</b>		<b>10,061,927</b>	<b>30,252,190</b>
<b>Other gains/losses</b>			
Gain/loss on disposal of assets	16	-	-
<b>Surplus/(deficit) for the period</b>		<b>(10,061,927)</b>	<b>(29,057,631)</b>

The notes set out on pages 20 to 34 form an integral part of these Financial Statements. The entity financial statements were approved on 16<sup>th</sup> September 2024 and signed by:



.....  
 Name: James Kamau Mbugua, PhD  
 Municipality Manager



.....  
 Name: Brian Mwangi  
 Head of Finance  
 ICPAK M/No

County Government of Kiambu  
 Limuru Municipality  
 Annual Report and Financial Statements for the year ended June 30, 2024

15. Statement of Financial Position As At 30<sup>th</sup> June 2024

	Note	FY 2023/2024	FY 2022/2023
		Kshs.	Kshs.
<b>Assets</b>			
<b>Current assets</b>			
Cash and cash equivalents	17	3,240,546	13,302,474
Receivables from exchange transactions	18	-	-
Receivables from Non- exchange transactions	19	-	-
Prepayments	20	-	-
Inventories	21	-	-
<b>Total Current Assets</b>		<b>3,240,546</b>	<b>13,302,474</b>
<b>Non-current assets</b>			
Property, plant, and equipment	22	42,267,140	32,222,093
Intangible assets	23	-	-
<b>Total Non-current Assets</b>		<b>-</b>	<b>-</b>
<b>Total assets</b>		<b>45,507,686</b>	<b>45,524,567</b>
<b>Liabilities</b>			
<b>Current liabilities</b>			
Trade and other payables	24	-	-
Provisions	25	-	-
Borrowings	26	-	-
Employee benefit obligations	27	-	-
		-	-
<b>Non-current liabilities</b>			
Provisions	25	-	-
Borrowings	26	-	-
Non-current employee benefit obligation	27	-	-
		-	-
<b>Total liabilities</b>		<b>-</b>	<b>-</b>
<b>Net assets</b>		<b>45,507,686</b>	<b>45,524,567</b>
<b>Capital/Development Grants/Fund</b>			
Reserves			
Accumulated surplus		45,507,686	45,524,567
<b>Total net assets and liabilities</b>		<b>45,507,686</b>	<b>45,524,567</b>

The accounting policies and explanatory notes to these financial statements form an integral part of the financial statements. The entity financial statements were approved on 16th September 2024 and signed by:

*County Government of Kiambu  
Limuru Municipality  
Annual Report and Financial Statements for the year ended June 30, 2024*

---



.....

Name: James Kamau Mbugua, PhD  
Municipality Manager



.....

Name: Brian Mwangi  
Head of Finance  
ICPAK M/No

16. Statement of Changes In Net Assets for the Year ended 30<sup>th</sup> June 2024

	Capital/ Development Grants/Fund	Revaluation Reserve	Accumulated surplus	Total
		Kshs.	Kshs.	Kshs.
<b>Balance as at 1<sup>st</sup> July 2022</b>			42,360,104	42,360,104
Surplus/(deficit) for the period			(29,057,631)	(29,057,631)
Funds received during the year				-
Revaluation gain				-
<b>Balance as at 30th June 2023</b>	-	-	<b>13,302,474</b>	<b>13,302,474</b>
				-
<b>Balance as at 1<sup>st</sup> July 2024</b>	-	-	<b>13,302,474</b>	<b>13,302,474</b>
Surplus/(deficit) for the period		-	(10,061,927)	(10,061,927)
Funds received during the year				
Revaluation gain				
<b>Balance as at 30th June 2024</b>	-	-	<b>3,240,546</b>	<b>3,240,546</b>



.....  
 Name: James Kamau Mbugua, PhD  
 Municipality Manager



.....  
 Name: Brian Mwangi  
 Head of Finance  
 ICPAK M/No

County Government of Kiambu  
 Limuru Municipality  
 Annual Report and Financial Statements for the year ended June 30, 2024

17. Statement of Cash Flows for the Year ended 30<sup>th</sup> June 2024

	Note	FY 2023/2024	FY 2022/2023
		Kshs.	Kshs.
<b>Cash flows from operating activities</b>			
<b>Receipts</b>			
Transfers from the County Government	6	-	1,194,559
Public contributions and donations	7	-	-
Interest received	10	-	-
<i>Other receipts (Specify)</i>			
<b>Total Receipts</b>		-	1,194,559
<b>Payments</b>			
Use of goods and services	12	-	-
Staff costs	13	-	-
Board expenses	14		-
Finance costs	15a	(16,880)	(39,012)
<b>Total Payments</b>		(16,880)	(39,012)
<b>Net cash flows from operating activities</b>		(16,880)	1,155,547
<b>Cash flows from investing activities</b>			
Purchase of PPE & intangible assets		(10,045,047)	(30,213,178)
Proceeds from sale of PPE		-	-
<b>Net cash flows used in investing activities</b>		(10,045,047)	(30,213,178)
<b>Cash flows from financing activities</b>			
Receipts from Capital grants		0	0
Proceeds from borrowings		0	0
Repayment of borrowings		0	0
<b>Net cash flows used in financing activities</b>		0	0
<b>Net increase/(decrease) in cash &amp; cash equivalents</b>		(10,061,927)	(29,057,631)
Cash And Cash Equivalents At 1 July		13,302,474	42,360,104
<b>Cash And Cash Equivalents At 30 June</b>	17	3,240,546	13,302,474



.....  
 Name: James Kamau Mbugua, PhD

Municipality Manager



.....  
 Name: Brian Mwangi

Head of Finance

ICPAK M/No

County Government of Kiambu  
 Limuru Municipality  
 Annual Report and Financial Statements for the year ended June 30, 2024

18. Statement of Comparison of Budget & Actual Amounts for Year ended 30<sup>th</sup> June 2024

DESCRIPTION	Original budget	Adjustments	Final budget	Actual on comparable basis	Performance difference	% of utilization
	Kshs.	Kshs.	Kshs.	Kshs.	Kshs.	
	A	b	c=(a+b)	d	e=(c-d)	f=d/c
<b>Revenue</b>		Kshs.	Kshs.	Kshs.	Kshs.	
Transfers from the County Government	0	0	0	0	0	100%
Public contributions and donations	-	(-)	-	-	(-)	%
Interest income	-	(-)	-	-	(-)	%
Other income ( <i>specify</i> )	-	(-)	-	-	(-)	%
<b>Total Revenue</b>	0	0	0	0	0	%
<b>Expenses</b>						
Infrastructural projects payment	12,000,000	(-)	12,000,000	10,045,047	(-)	83%
Board expenses	-	(-)	-	-	(-)	%
staff expenses	-	(-)	-	-	(-)	%
Finance costs –bank charges	20,000	(-)	20,000	16,880	(-)	85%
<b>Total Expenditure</b>	12,020,000	(0.00)	12,020,000	10,061,927	(-)	84%
<b>Deficit for the period</b>	<b>(12,020,000)</b>	<b>0</b>	<b>(12,020,000)</b>	<b>(10,061,927)</b>	<b>0</b>	<b>84%</b>
Capital Expenditure	0	0	0	-		

**19. Notes to the Financial Statements**

**1. General Information**

Limuru Municipality is established by and derives its authority and accountability from the Urban Areas and Cities Act 2011 amended 2019. The Municipality is under the Kiambu County Government and is domiciled in Kenya

**2. Statement of Compliance and Basis of Preparation**

The financial statements have been prepared on a historical cost basis except for the measurement at re-valued amounts of certain items of property, plant and equipment, marketable securities and financial instruments at fair value, impaired assets at their estimated recoverable amounts, and actuarially determined liabilities at their present value. The preparation of financial statements in conformity with International Public Sector Accounting Standards (IPSAS) allows the use of estimates and assumptions. It also requires management to exercise judgment in the process of applying the *entity's* accounting policies. The areas involving a higher degree of judgment or complexity, or where assumptions and estimates are significant to the financial statements, are disclosed in Note 5 of these financial statements.

The financial statements have been prepared and presented in Kenya Shillings, which is the functional and reporting currency of the *entity*.

The financial statements have been prepared in accordance with the PFM Act, the State Corporations Act and International Public Sector Accounting Standards (IPSAS). The accounting policies adopted have been consistently applied to all the periods presented.

3. Application of New and revised standards (IPSAS)

i. New and amended standards and interpretations in issue effective in the year ended 30 June 2022

IPSASB deferred the application date of standards from 1<sup>st</sup> January 2022 owing to covid 19. This was done to provide entities with time to effectively apply the standards. The deferral was done on 1<sup>st</sup> January 2023.

ii. New and amended standards and interpretations in issue but not yet effective in the year ended 30 June 2022.

Standard	Effective date and impact:
IPSAS 43	<p><i>Applicable 1<sup>st</sup> January 2025</i></p> <p>The standard sets out the principles for the recognition, measurement, presentation, and disclosure of leases. The objective is to ensure that lessees and lessors provide relevant information in a manner that faithfully represents those transactions. This information gives a basis for users of financial statements to assess the effect that leases have on the financial position, financial performance and cashflows of an Entity.</p> <p>The new standard requires entities to recognise, measure and present information on right of use assets and lease liabilities.</p>
IPSAS 44: Non-Current Assets Held for Sale and Discontinued Operations	<p><i>Applicable 1<sup>st</sup> January 2025</i></p> <p>The Standard requires,</p> <p>Assets that meet the criteria to be classified as held for sale to be measured at the lower of carrying amount and fair value less costs to sell and the depreciation of such assets to cease and:</p> <p>Assets that meet the criteria to be classified as held for sale to be presented separately in the statement of financial position and the results of discontinued operations to be presented separately in the statement of financial performance.</p>

iii. Early adoption of standards

The entity adopted new IPSAS standards as above mentioned in FY year 22/23

**4. Significant Accounting Policies**

**a) Revenue recognition**

**i) Revenue from non-exchange transactions**

**Transfers from other government entities**

Revenues from non-exchange transactions with other government entities are measured at fair value and recognized on obtaining control of the asset (*cash, goods, services and property*) if the transfer is free from conditions and it is probable that the economic benefits or service potential related to the asset will flow to the Municipality and can be measured reliably. To the extent that there is a related condition attached that would give rise to a liability to repay the amount, the amount is recorded in the statement of financial position and realised in the statement of financial performance over the useful life of the assets that has been acquired using such funds.

**ii) Revenue from exchange transactions**

**Interest income**

Interest income is accrued using the effective yield method. The effective yield discounts estimated future cash receipts through the expected life of the financial asset to that asset's net carrying amount. The method applies this yield to the principal outstanding to determine interest income for each period.

**b) Budget information**

The original budget for FY 2023/24 was approved by the County Assembly on April 2023. Subsequent revisions or additional appropriations were made to the approved budget in accordance with specific approvals from the appropriate authorities. The additional appropriations are added to the original budget by the Municipality upon receiving the respective approvals in order to conclude the final budget. The Municipality's budget is prepared on a different basis to the actual income and expenditure disclosed in the financial statements. The financial statements are prepared on accrual basis using a classification based on the nature of expenses in the statement of financial performance, whereas the budget is prepared on a cash basis. The amounts in the financial statements were recast from the accrual basis to the cash basis and reclassified by presentation to be on the same basis as the approved budget. A comparison of budget and actual amounts, prepared on a comparable basis to the approved budget, is then presented in the statement of comparison of budget and actual amounts. A statement to reconcile the actual amounts on a comparable basis included in the statement of comparison of budget and actual amounts and the actuals as per the statement of financial performance has been presented under section xxx of these financial statements.

**c) Property, plant and equipment**

All property, plant and equipment are stated at cost less accumulated depreciation and impairment losses. Cost includes expenditure that is directly attributable to the acquisition of the items. When significant parts of property, plant and equipment are required to be replaced at intervals, the Municipality recognizes such parts as individual assets with specific useful lives and depreciates them accordingly. Likewise, when a major inspection is performed, its cost is recognized in the carrying amount of the plant and equipment as a replacement if the recognition criteria are satisfied. All other repair and maintenance costs are recognized in surplus or deficit as incurred. Where an asset is acquired in a non-exchange transaction for nil or nominal consideration the asset is initially measured at its fair value.

**d) Intangible assets**

Intangible assets acquired separately are initially recognized at cost. The cost of intangible assets acquired in a non-exchange transaction is their fair value at the date of the exchange. Following initial recognition, intangible assets are carried at cost less any accumulated amortization and accumulated impairment losses. Internally generated intangible assets, excluding capitalized development costs, are not capitalized and expenditure is reflected in surplus or deficit in the period in which the expenditure is incurred. The useful life of the intangible assets is assessed as either finite or indefinite.

**e) Financial instruments**

The entity does not have any hedge relationships and therefore the new hedge accounting rules have no impact on the Company's financial statements.

A financial instrument is any contract that gives rise to a financial asset of one entity and a financial liability or equity instrument of another entity. At initial recognition, the entity measures a financial asset or financial liability at its fair value plus or minus, in the case of a financial asset or financial liability not at fair value through surplus or deficit, transaction costs that are directly attributable to the acquisition or issue of the financial asset or financial liability.

**Financial assets**

**Classification of financial assets**

The entity classifies its financial assets as subsequently measured at amortised cost, fair value through net assets/ equity or fair value through surplus and deficit on the basis of both the entity's management model for financial assets and the contractual cash flow characteristics of the financial asset. A financial asset is measured at amortized cost when the financial asset is held within a management model whose objective is to hold financial assets in order to collect contractual cash flows and the contractual terms of the financial asset give rise on specified dates to cash flows that are solely payments of principal and interest on the principal outstanding. A financial asset is measured at fair value through net assets/ equity if it is held within the management model whose objective is achieved by both collecting contractual cashflows and selling financial assets and the contractual terms of the financial asset give rise on specified dates to cash flows that are solely payments of principal and interest on the principal amount outstanding. A financial asset shall be measured at fair value through surplus or deficit unless it is measured at amortized cost or fair value through net assets/ equity unless an entity has made irrevocable election at initial recognition for particular investments in equity instruments.

**Subsequent measurement**

Based on the business model and the cash flow characteristics, the entity classifies its financial assets into amortized cost or fair value categories for financial instruments. Movements in fair value are presented in either surplus or deficit or through net assets/ equity subject to certain criteria being met.

**Amortized cost**

Financial assets that are held for collection of contractual cash flows where those cash flows represent solely payments of principal and interest, and that are not designated at fair value through surplus or deficit, are measured at amortized cost. A gain or loss on an instrument that is subsequently measured at amortized cost and is not part of a hedging relationship is recognized in profit or loss when the asset is de-recognized or impaired. Interest income from these financial assets is included in finance income using the effective interest rate method.

**Fair value through net assets/ equity**

Financial assets that are held for collection of contractual cash flows and for selling the financial assets, where the assets' cash flows represent solely payments of principal and interest, are measured at fair value through net assets/ equity. Movements in the carrying amount are taken through net assets, except for the recognition of impairment gains or losses, interest revenue and foreign exchange gains and losses which are recognized in surplus/deficit. Interest income from these financial assets is included in finance income using the effective interest rate method.

**Fair value through surplus or deficit**

Financial assets that do not meet the criteria for amortized cost or fair value through net assets/ equity are measured at fair value through surplus or deficit. A business model where the entity manages financial assets with the objective of realizing cash flows through solely the sale of the assets would result in a fair value through surplus or deficit model.

**Trade and other receivables**

Trade and other receivables are recognized at fair values less allowances for any uncollectible amounts. Trade and other receivables are assessed for impairment on a continuing basis. An estimate is made of doubtful receivables based on a review of all outstanding amounts at the year end.

**Impairment**

The entity assesses, on a forward-looking basis, the expected credit loss ('ECL') associated with its financial assets carried at amortized cost and fair value through net assets/equity. The entity recognizes a loss allowance for such losses at each reporting date. Critical estimates and significant judgments made by management in determining the expected credit loss (ECL) are set out in *Note xx*.

**Financial liabilities**

**Classification**

The entity classifies its liabilities as subsequently measured at amortized cost except for financial liabilities measured through profit or loss.

**f) Inventories**

Inventory is measured at cost upon initial recognition. To the extent that inventory was received through non-exchange transactions (for no cost or for a nominal cost), the cost of the inventory is its fair value at the date of acquisition. Costs incurred in bringing each product to its present location and conditions are accounted for, as follows:

- Raw materials: purchase cost using the weighted average cost method
- Finished goods and work in progress: cost of direct materials and labour and a proportion of manufacturing overheads based on the normal operating capacity, but excluding borrowing costs

After initial recognition, inventory is measured at the lower of cost and net realizable value. However, to the extent that a class of inventory is distributed or deployed at no charge or for a nominal charge, that class of inventory is measured at the lower of cost and current replacement cost. Net realizable value is the estimated selling price in the ordinary course of operations, less the estimated costs of completion and the estimated costs necessary to make the sale, exchange, or distribution. Inventories are recognized as an expense when deployed for utilization or consumption in the ordinary course of operations of the Municipality.

**g) Provisions**

Provisions are recognized when the Municipality has a present obligation (legal or constructive) as a result of a past event, it is probable that an outflow of resources embodying economic benefits or service potential will be required to settle the obligation and a reliable estimate can be made of the amount of the obligation. Where the Municipality expects some or all of a provision to be reimbursed, for example, under an insurance contract, the reimbursement is recognized as a separate asset only when the reimbursement is virtually certain. The expense relating to any provision is presented in the statement of financial performance net of any reimbursement.

**h) Social Benefits**

Social benefits are cash transfers provided to i) specific individuals and / or households that meet the eligibility criteria, ii) mitigate the effects of social risks and iii) Address the need of society as a whole. The entity recognises a social benefit as an expense for the social benefit scheme at the same time that it recognises a liability. The liability for the social benefit scheme is measured at the best estimate of the cost (the social benefit payments) that the entity will incur in fulfilling the present obligations represented by the liability.

**Significant Accounting Policies (Continued)**

**i) Contingent liabilities**

The Municipality does not recognize a contingent liability, but discloses details of any contingencies in the notes to the financial statements unless the possibility of an outflow of resources embodying economic benefits or service potential is remote

**j) Contingent assets**

The Municipality does not recognize a contingent asset but discloses details of a possible asset whose existence is contingent on the occurrence or non-occurrence of one or more uncertain future events not wholly within the control of the Municipality in the notes to the financial statements. Contingent assets are assessed continually to ensure that developments are appropriately reflected in the financial statements. If it has become virtually certain that an inflow of economic benefits or service potential will arise and the asset's value can be measured reliably, the asset and the related revenue are recognized in the financial statements of the period in which the change occurs.

**k) Nature and purpose of reserves**

The Municipality creates and maintains reserves in terms of specific requirements.

**l) Changes in accounting policies and estimates**

The Municipality recognizes the effects of changes in accounting policy retrospectively. The effects of changes in accounting policy are applied prospectively if retrospective application is impractical.

**m) Employee benefits – Retirement benefit plans**

The Municipality provides retirement benefits for its employees and directors. Defined contribution plans are post-employment benefit plans under which the Municipality pays fixed contributions into a separate fund and will have no legal or constructive obligation to pay further contributions if the Municipality does not hold sufficient assets to pay all employee benefits relating to employee service in the current and prior periods. The contributions to scheme obligations for the payment of retirement benefits are charged against income in the period in which they become payable. Defined benefit plans are post-employment benefit plans other than defined-contribution plans. The defined benefits are actuarially valued tri-annually on the projected unit credit method basis. Deficits identified are recovered through lump sum payments or increased future contributions on proportional basis to all participating employers. The contributions and lump sum payments reduce the post-employment benefit obligation.

**n) Foreign currency transactions**

Transactions in foreign currencies are initially accounted for at the ruling rate of exchange on the date of the transaction. Trade creditors or debtors denominated in foreign currency are reported in the statement of financial position reporting date by applying the exchange rate on that date. Exchange differences arising from the settlement of creditors, or from the reporting of creditors at rates different from those at which they were initially recorded during the period, are recognized as income or expenses in the period in which they arise.

**o) Borrowing costs**

Borrowing costs are capitalized against qualifying assets as part of property, plant and equipment. Such borrowing costs are capitalized over the period during which the asset is being acquired or constructed and borrowings have been incurred. Capitalization ceases when construction of the asset is complete. Further borrowing costs are charged to the statement of financial performance.

**p) Related parties**

The Municipality regards a related party as a person or an entity with the ability to exert control individually or jointly, or to exercise significant influence over the Municipality, or vice versa. Members of key management are regarded as related parties and comprise the Board members, the Municipality Managers and Municipality Accountant.

**q) Cash and cash equivalents**

Cash and cash equivalents comprise cash on hand and cash at bank, short-term deposits on call and highly liquid investments with an original maturity of three months or less, which are readily convertible to known amounts of cash and are subject to insignificant risk of changes in value. Bank account balances include amounts held at various commercial banks at the end of the financial period. For the purposes of these financial statements, cash and cash equivalents also include short-term cash imprests and advances to authorised public officers and/or institutions which were not surrendered or accounted for at the end of the financial period.

**r) Comparative figures**

Where necessary comparative figures for the previous financial period have been amended or reconfigured to conform to the required changes in presentation.

**s) Events after the reporting period**

Events after the reporting date are those events, both favourable and unfavourable, that occur between the reporting date and the date when the financial statements are authorized for issue. Two types of events can be identified:

(a) Those that provide evidence of conditions that existed at the reporting date (adjusting events after the reporting date); and

(b) Those that are indicative of conditions that arose after the reporting date.

The Municipality should indicate whether there are material adjusting and non-adjusting events after the reporting period.

**t) Currency**

The financial statements are presented in Kenya Shillings (Kshs) with the values being rounded off to the nearest shilling.

#### **5. Significant judgments and sources of estimation uncertainty**

The preparation of the Municipality's financial statements in conformity with IPSAS requires management to make judgments, estimates and assumptions that affect the reported amounts of revenues, expenses, assets and liabilities, and the disclosure of contingent liabilities, at the end of the reporting period. However, uncertainty about these assumptions and estimates could result in outcomes that require a material adjustment to the carrying amount of the asset or liability affected in future periods.

State all judgements, estimates and assumptions made e.g.

#### **Estimates and assumptions**

The key assumptions concerning the future and other key sources of estimation uncertainty at the reporting date, that have a significant risk of causing a material adjustment to the carrying amounts of assets and liabilities within the next financial period, are described below. The Municipality based its assumptions and estimates on parameters available when the consolidated financial statements were prepared. However, existing circumstances and assumptions about future developments may change due to market changes or circumstances arising beyond the control of the Municipality. Such changes are reflected in the assumptions when they occur.

#### **Useful lives and residual values**

The useful lives and residual values of assets are assessed using the following indicators to inform potential future use and value from disposal:

- i) The condition of the asset based on the assessment of experts employed by the Municipality.
- ii) The nature of the asset, its susceptibility and adaptability to changes in technology and processes.
- iii) The nature of the processes in which the asset is deployed.
- iv) Availability of funds to replace the asset.
- v) Changes in the market in relation to the asset.

County Government of Kiambu  
 Limuru Municipality  
 Annual Report and Financial Statements for the year ended June 30, 2024  
 (Notes to the Financial Statements)

6. Transfers from the County Government

Description	FY 2023/2024	FY 2022/2023
	Kshs.	Kshs.
Transfers from County Govt. – Development	-	1,194,559
Payments by County on behalf of the entity	-	-
<b>Total</b>	<b>-</b>	<b>1,194,559</b>

b) Transfers from County Government entities

Name Of The Entity Sending The Grant	Amount recognized to Statement of Financial performance for the period KShs	Amount deferred under deferred income during the period KShs		Amount recognised in capital fund during the period KShs	Total transfers for the period ended June 2024 KShs	Comparative period prior year KShs
Department	0	0		0	0	0
Department	0	0		0	0	0
<b>Total</b>	<b>0</b>	<b>0</b>		<b>0</b>	<b>0</b>	<b>0</b>

7. Public Contributions and Donations

Description	FY 2023/2024	FY 2022/2023
	Kshs.	Kshs.
Donation from development partners	0	0
Contributions from the public	0	0
<b>Total</b>	<b>0.00</b>	<b>0.00</b>

8. Levies, Fines and penalties

Description	FY 2023/2024	FY 2022/2023
	Kshs.	Kshs.
Levies	0	0
Fines	0	0
Penalties	0	0
Others ( <i>indicate and specify</i> )	0	0
<b>Total</b>	<b>0.00</b>	<b>0.00</b>

County Government of Kiambu  
 Limuru Municipality  
 Annual Report and Financial Statements for the year ended June 30, 2024

9. Other Revenues from Non-Exchange Transactions

Description	FY 2023/2024	FY 2022/2023
	Kshs.	Kshs.
Transfers from other government entities	0	0
Others ( <i>indicate and specify</i> )	0	0
<b>Total</b>	<b>0.00</b>	<b>0.00</b>

10. Interest income

Description	FY 2023/2024	FY 2022/2023
	Kshs.	Kshs.
Interest income from investments	0	0
Interest income on bank deposits	0	0
Others ( <i>Specify</i> )	0	0
<b>Total interest income</b>	<b>0.00</b>	<b>0.00</b>

11. Other income

Description	FY 2023/2024	FY 2022/2023
	Kshs.	Kshs.
Income from sale of tender documents	0	0
Others ( <i>specify</i> )	0	0
<b>Total other income</b>	<b>0.00</b>	<b>0.00</b>

County Government of Kiambu  
 Limuru Municipality  
 Annual Report and Financial Statements for the year ended June 30, 2024  
 (Notes To the Financial Statements (Continued))

12. Use of Goods and Services

Description	FY 2023/2024	FY 2022/2023
	Kshs.	Kshs.
Utilities, supplies and services	0	0
Communication, supplies and services	0	0
Domestic travel and subsistence	0	0
Foreign travel and subsistence	0	0
Printing, advertising, supplies & services	0	0
Rent and rates	0	0
Training expenses	0	0
Hospitality supplies and services	0	0
Insurance costs	0	0
Specialized materials and services	0	0
Office and general supplies and services	0	0
Fuel, oil and lubricants	0	0
Other operating expenses ( <i>Specify</i> )	0	0
Routine maintenance – vehicles and other equipment	0	0
Routine maintenance – other assets	0	0
Contracted Professional Services	0	0
Audit fees	0	0
Hire of Transport, equipment etc	0	0
Bank Charges	0	0
Depreciation and amortisation	0	0
<b>Total</b>	<b>0.00</b>	<b>0.00</b>

13. Staff costs

Description	FY 2023/2024	FY 2022/2023
	Kshs.	Kshs.
Salaries and wages	0	0
Staff gratuity	0	0
Social security contribution	0	0
Other staff costs ( <i>Specify</i> )	0	0
<b>Total</b>	<b>0.00</b>	<b>0.00</b>

County Government of Kiambu

Limuru Municipality

Annual Report and Financial Statements for the year ended June 30, 2024

(Notes To the Financial Statements (Continued))

14. Board expenses

Description	FY 2023/2024	FY 2022/2023
	Kshs.	Kshs.
Chairman/Members' Honoraria	0	0
Sitting allowances	0	0
Medical Insurance	0	0
Induction and Training M&E, Design & Costing	0	0
Travel and accommodation	0	0
Conference Costs	0	0
Other allowances ( <i>Specify</i> )	0	0
<b>Total</b>	<b>0.00</b>	<b>0.00</b>

15. (a) Finance costs

Description	FY 2023/2024	FY 2022/2023
	Kshs.	Kshs.
Interest on Bank overdrafts	-	-
Bank Charges	16,880	39,012
Retention Pay	-	-
<b>Total</b>	<b>16,880</b>	<b>39,012</b>

15b. Infrastructure Projects

Description	FY 2023/2024	FY 2022/2023
	Kshs.	Kshs.
Infrastructure payments	10,045,047	32,222,093
Others (Retention Monies)		(2,008,915)
<b>Total</b>	<b>10,045,047</b>	<b>30,213,178</b>

County Government of Kiambu  
 Limuru Municipality  
 Annual Report and Financial Statements for the year ended June 30, 2024  
 (Notes To the Financial Statements Continued)

16. Gain/(loss) on disposal of assets

Description	FY 2023/2024	FY 2022/2023
	Kshs.	Kshs.
Property, plant and equipment	0	0
Intangible assets	0	0
<b>Total</b>	<b>0.00</b>	<b>0.00</b>

17. Cash and cash equivalents

Description	FY 2023/2024	FY 2022/2023
	Kshs.	Kshs.
Fixed deposits account	0	0
On – call deposits	0	0
Current account	3,240,546	13,302,474
Others( <i>specify</i> )	-	-
<b>Total cash and cash equivalents</b>	<b>3,240,546</b>	<b>13,302,474</b>

Detailed analysis of the cash and cash equivalents are as follows:

		FY 2023/2024	FY 2022/2023	Audited June 2023
Financial institution	Account number	Kshs.	Kshs.	Kshs.
<b>a) Fixed deposits account</b>				
Kenya Commercial bank		-		-
Equity Bank, etc		-		-
<b>Sub- total</b>		-		-
<b>b) On - call deposits</b>				
Kenya Commercial bank		-		-
Equity Bank - etc		-		-
<b>Sub- total</b>		-		-
<b>c) Current account</b>				
Family bank UDG Account	047000037171	3,240,546	13,302,474	13,302,474
Equity Bank - etc				
<b>Sub- total</b>				
<b>d) Others(specify)</b>				
Cash in transit				
Cash in hand				
Mobile Money				
<b>Sub- total</b>				
<b>Grand total</b>		<b>3,240,546</b>	<b>13,302,474</b>	<b>13,302,474</b>

County Government of Kiambu  
 Limuru Municipality  
 Annual Report and Financial Statements for the year ended June 30, 2024

{Notes To the Financial Statements Continued}

18. Receivables from exchange transactions

Description	FY 2023/2024	FY 2022/2023
	Kshs.	Kshs.
<b>Current Receivables</b>		
Service, water and electricity debtors	-	-
Other exchange debtors	-	-
Less: impairment allowance	(0)	(0)
<b>Total Current receivables (a)</b>	<b>0.00</b>	<b>0.00</b>
<b>Non-Current receivables</b>		
Service, water and electricity debtors	-	-
Other exchange debtors	-	-
Less: impairment allowance	(0)	(0)
<b>Total Non- current receivables (b)</b>	<b>-</b>	<b>-</b>
<b>Total receivables from exchange transactions</b>	<b>0.00</b>	<b>0.00</b>

19. Receivables from Non-Exchange transaction

Description	FY 2023/2024	FY 2022/2023
	Kshs.	Kshs.
Transfer from County Executive	0	0
Transfer from Fund	0	0
<b>Total receivables from non-exchange transactions</b>	<b>0.00</b>	<b>0.00</b>

20. Prepayments

Description	FY 2023/2024	FY 2022/2023
	Kshs.	Kshs.
Prepaid rent	0	0
Prepaid insurance	0	0
Prepaid electricity costs	0	0
Other prepayments( <i>specify</i> )	0	0
<b>Total</b>	<b>0.00</b>	<b>0.00</b>

County Government of Kiambu  
 Limuru Municipality  
 Annual Report and Financial Statements for the year ended June 30, 2024  
 (Notes To the Financial Statements Continued)

21. Inventories

Description	FY 2023/2024	FY 2022/2023
	Kshs.	Kshs.
Stationery	0	0
Consumables	0	0
Other inventories( <i>specify</i> )	0	0
<b>Total inventories at the lower of cost and net realizable value</b>	<b>0.00</b>	<b>0.00</b>

County Government of Kiambu  
 Limuru Municipality  
 Annual Report and Financial Statements for the year ended June 30, 2024  
 (Notes to the Financial Statements Continued)

22. Property, Plant and Equipment

	Infrastructure	Building	Motor vehicles	Furniture and fittings	Computers	Other Assets (specify)	Capital Work in progress	Total
Description	Shs	Shs	Shs	Shs	Shs	Shs	Shs	Shs
<b>As at 1st July 2023</b>	-	-	-	-	-	-	-	-
<b>Additions</b>	-	-	-	-	-	32,222,093	-	<b>32,222,093</b>
Disposals	(-)	(-)	(-)	(-)	(-)	-	-	-
Transfers/adjustments	-	-	(-)	-	(-)	-	-	-
<b>As at 30th June 2024</b>	-	-	-	-	-	<b>32,222,093</b>	-	<b>32,222,093</b>
Additions	0	0.0	0.00	0.00	0.00	10,045,047	-	<b>10,045,047</b>
Disposals	(0.00)	(0.00)	(0.00)	(0.00)	(0.00)	-	-	-
Transfer/adjustments	(0.00)	-	0.00	0.00	(0.00)	-	-	-
<b>As at 30th June 2024</b>	-	-	-	-	-	<b>42,267,140</b>	-	<b>42,267,140</b>
Depreciation and impairment	-	-	-	-	-	-	-	-
<b>At 1st July 2023</b>	-	-	-	-	-	-	-	-
Depreciation	-	-	-	-	-	-	-	-
Impairment	-	-	-	-	-	-	-	-
Transfers/ Adjustments	-	-	-	-	-	-	-	-
<b>As at 30th June 2024</b>	-	-	-	-	-	-	-	-

County Government of Kiambu  
Limuru Municipality

Annual Report and Financial Statements for the year ended June 30, 2024

	Infrastructure	Building	Motor vehicles	Furniture and fittings	Computers	Other Assets (specify)	Capital Work in progress	Total
Description	Shs	Shs	Shs	Shs	Shs	Shs	Shs	Shs
Depreciation		-	-	-	-	-	-	-
Disposals		(0.00)	(0.00)	(0.00)	-	-	-	-
Impairment		-	(0.00)	-	-	-	-	-
Transfer/adjustment		-	(0.00)	(0.00)	-	-	-	-
<b>As at period ended 30th June 2024</b>		-	-	-	-	-	-	-
<b>NBV as at Audited 30th June 2023</b>	0.00	0.00	0.00	0.00	0.00	32,222,093	-	32,222,093
<b>NBV as at period ended 30th June 2024</b>	0.00	0.00	0.00	0.00	0.00	42,267,140	-	42,267,140

County Government of Kiambu  
 Limuru Municipality  
 Annual Report and Financial Statements for the year ended June 30, 2024  
 (Notes to The Financial Statements Continued)

23. Intangible assets

Description	FY 2023/2024	FY 2022/2023
	Kshs.	Kshs.
<b>Cost</b>		
At beginning of the year	0	0
Additions	0	0
<b>At end of the year</b>	<b>0.00</b>	<b>0.00</b>
<b>Amortization and impairment</b>		
At beginning of the year	0	0
Amortization	0	0
<b>At end of the year</b>	<b>0</b>	<b>0</b>
Impairment loss	0	0
<b>At end of the year</b>	<b>0</b>	<b>0</b>
<b>NBV</b>	<b>0.00</b>	<b>0.00</b>

24. Trade and other payables from exchange transactions

Description	FY 2023/2024	FY 2022/2023
	Kshs.	Kshs.
Trade payables	0	0
Refundable deposits (Retentions, court bonds etc)	-	-
Accrued expenses	-	-
Other payables ( <i>Specify</i> )		
<b>Total trade and other payables</b>	<b>-</b>	<b>-</b>

25. Provisions

Description	FY 2023/2024	FY 2022/2023
	Kshs.	Kshs.
Balance at the beginning of the year	0	0
Additional Provisions ( <i>Specify</i> )	0	0
Provision utilised	(0)	(0)
<b>Balance at the end of the year</b>	<b>0.00</b>	<b>0.00</b>
Current Portion of provision	0	0
Long term portion of provision	0	0
<b>Total Provisions</b>	<b>0.00</b>	<b>0.00</b>

County Government of Kiambu  
 Limuru Municipality  
 Annual Report and Financial Statements for the year ended June 30, 2024  
 (Notes To the Financial Statements Continued)

**26. Borrowings**

The table below shows the classification of borrowings long-term and current borrowings:

Description	FY 2023/2024	FY 2022/2023
	Kshs.	Kshs.
Short term borrowings (current portion)	0	0
Long term borrowings	0	0
<b>Total</b>	<b>0.00</b>	<b>0.00</b>

Description	FY 2023/2024	FY 2022/2023
	Kshs.	Kshs.
<b>Balance at beginning of the period</b>	<b>0</b>	<b>0</b>
Borrowings during the year	0	0
Repayments of borrowings during the period	(0)	(0)
<b>Balance at end of the period</b>	<b>0.00</b>	<b>0.00</b>

The table below shows the Distribution of borrowings:

	FY 2023/2024	FY 2022/2023
	Kshs.	Kshs.
<b>Borrowings</b>		
Kenya Shilling loan from KCB	0	0
Kenya Shilling loan from Barclays Bank	0	0
Kenya Shilling loan from Consolidated Bank	0	0
Borrowings from other government institutions	0	0
<b>Total balance at end of the year</b>	<b>0.00</b>	<b>0.00</b>

**27. Employee benefit obligations**

Description	Defined benefit plan	Post-employment medical benefits	Other Provisions	Total
	Kshs.	Kshs.	Kshs.	Kshs.
Current benefit obligation	-	-	-	-
Non-current benefit obligation	-	-	-	-
<b>Total employee benefits obligation</b>	<b>-</b>	<b>-</b>	<b>-</b>	<b>-</b>

*County Government of Kiambu  
Limuru Municipality  
Annual Report and Financial Statements for the year ended June 30, 2024  
(Notes To the Financial Statements Continued)*

**28. Cash generated from operations**

	FY 2023/2024	FY 2022/2023
	Kshs.	Kshs.
<b>Surplus/ (deficit) for the year before tax</b>	-	-
<b>Adjusted for:</b>		
Depreciation	-	-
Amortisation	-	-
Gains/ losses on disposal of assets	(-)	(-)
Interest income	(-)	(-)
Finance cost	-	-
<b>Working Capital adjustments</b>		
Increase in inventory	(-)	(-)
Increase in receivables	(-)	(-)
Increase in payables	-	-
<b>Net cash flow from operating activities</b>	-	-

**Other Disclosures**

**29. Related party balances**

**a) Nature of related party relationships**

Entities and other parties related to the Municipality include those parties who have ability to exercise control or exercise significant influence over its operating and financial decisions. Related parties include management personnel, their associates and close family members. The Municipality is related to the following entities:

- a) The County Government.
- b) The Parent County Government Ministry.
- c) County Assembly.
- d) Key management.
- e) Municipality Board;

**b) Related party transactions**

	FY 2023/2024	FY 2022/2023
	Kshs.	Kshs.
Transfers from related parties'	-	-
Transfers to related parties	-	-

**c) Key management remuneration**

	FY 2023/2024	FY 2022/2023
	Kshs.	Kshs.
Board of Board Members	-	-
Key Management Compensation	-	-
<b>Total</b>	-	-

**d) Due from related parties**

	FY 2023/2024	FY 2022/2023
	Kshs.	Kshs.
Due from parent Ministry	-	-
Due from County Government	-	-
Due from County Assembly	-	-
<b>Total</b>	-	-

*County Government of Kiambu  
Limuru Municipality  
Annual Report and Financial Statements for the year ended June 30, 2024  
(Other Disclosures continued)*

**e) Due to related parties**

	FY 2023/2024	FY 2022/2023
	Kshs.	Kshs.
Due to parent Ministry	-	-
Due to County Government	-	-
Due to Key management personnel	-	-
Due to County Assembly	-	-
<b>Total</b>	-	-

**30. Contingent liabilities**

<b>Contingent liabilities</b>	FY 2023/2024	FY 2022/2023
	Kshs.	Kshs.
Court case against the entity	-	-
Bank guarantees	-	-
<b>Total</b>	-	-

*(Give details)*

**31. Contingent Assets**

<b>Contingent liabilities</b>	FY 2023/2024	FY 2022/2023
	Kshs.	Kshs.
Court case against the entity	-	-
Others Specify	-	-
<b>Total</b>	-	-

County Government of Kiambu  
 Limuru Municipality  
 Annual Report and Financial Statements for the year ended June 30, 2024

Annexes

Annexe 1: Statement of Financial Performance

	Note s	Period ended September	Period ended December	Period ended March	Period ended June	Cumulative*	Prior year total
		Kshs	Kshs	Kshs	Kshs	Kshs	Kshs
<b>Revenue from non-exchange transactions</b>							
Transfers from the County Government	6	-	-	-	-	-	1,194,559
Public contributions and donations	7	-	-	-	-	-	-
Levies Fines and Penalties	8	-	-	-	-	-	-
Other revenues ( <i>Specify</i> )	9	-	-	-	-	-	-
		-	-	-	-	-	-
<b>Revenue from exchange transactions</b>							
Interest income	10	-	-	-	-	-	-
Other Income	11	-	-	-	-	-	-
<b>Total revenue</b>		-	-	-	-	-	<b>1,194,559</b>
<b>Expenditure</b>							
Use of goods and services	12	-	-	-	-	-	-
Staff costs	13	-	-	-	-	-	-
Board expenses	14	-	-	-	-	-	-
Finance costs	15a	4,220	4,220	4,220	4,220	16,880	39,012
Infrastructure Projects	15b	2,511,262	2,511,262	2,511,262	2,511,262	10,045,047	30,213,178
<b>Total expenses</b>		<b>2,515,482</b>	<b>2,515,482</b>	<b>2,515,482</b>	<b>2,515,482</b>	<b>10,061,927</b>	<b>30,252,190</b>
<b>Other gains/losses</b>		-	-	-	-	-	-
Gain/loss on disposal of assets	16	-	-	-	-	-	-
Surplus/(deficit) for the period		(2,515,482)	(2,515,482)	(2,515,482)	(2,515,482)	(10,061,927)	(29,057,631)

County Government of Kiambu  
 Limuru Municipality  
 Annual Report and Financial Statements for the year ended June 30, 2024  
 Annex 2: Inter Entity Transfers for the period ended 30th June 2024

LIMURU MUNICIPALITY				
Breakdown of Transfers from the County Executive of Kiambu County				
FY 2023/2024				
a.	Recurrent Grants	<u>Bank Statement Date</u>	<u>Amount (Kshs )</u>	<u>Indicate the FY to which the amounts relate</u>
			0	
			0	
		<b>Total</b>	<b>0</b>	
b.	Development Grants	<u>Bank Statement Date</u>	<u>Amount (Kshs )</u>	<u>Indicate the FY to which the amounts relate</u>
			0	Relate to FY 2023/2024
			0	
			0	
		<b>Total</b>	<b>0</b>	
c.	Direct Payments	<u>Bank Statement Date</u>	<u>Amount (Kshs )</u>	<u>Indicate the FY to which the amounts relate</u>
			0	
			0	
		<b>Total</b>	<b>0</b>	

Signed by

Accountant Municipalities

Director Finance Kiambu County

**County Government of Kiambu  
Limuru Municipality**

***Annual Report and Financial Statements for the year ended June 30, 2024***

**Annex 3: Reporting of Climate Relevant Expenditures for the period ended 30th June 2024**

Name of the Organization      Limuru Municipality  
 Telephone                              (+254) 724305124  
 Email Address                        [djames085@gmail.com](mailto:djames085@gmail.com)

Name of CEO/MD/Head      James Kamau Mbugua, Ph D

Project Name	Project Description	Project Objectives	Project Activities	Q1	Q2	Q3	Q4	Source Of Funds	Implementing Partners
N/A									

*County Government of Kiambu  
Limuru Municipality  
Annual Report and Financial Statements for the year ended June 30, 2024*

**Appendix 4: Disaster Expenditure Reporting Template**

Date: 15<sup>th</sup> September 2024

Entity Limuru Municipality

Column I	Column II	Column III	Column IV	Column V	Column VI	Column VII
Programme	Sub-programme	Disaster Type	Category of disaster related Activity that require expenditure reporting (response/recovery/mitigation/preparedness)	Expenditure item	Amount (Kshs.)	Comments
N/A						