


REPUBLIC OF KENYA



*Enhancing Accountability*



PARLIAMENT  
OF KENYA  
LIBRARY

**REPORT**

**OF**

THE NATIONAL ASSEMBLY PAPERS LAID	
DATE: 30 JUL 2025	DAY: Wednesday
TABLED BY:	Hon. Owen Bayo, CB, MP Deputy Majority Leader
CLERK AT THE TABLE:	Lornale

**THE AUDITOR-GENERAL**

**ON**

**TURKANA GIRLS' NATIONAL SCHOOL**

**FOR THE YEAR ENDED**

**30 JUNE, 2024**

**TURKANA COUNTY**



---

**TURKANA GIRLS' NATIONAL SCHOOL**  
**ANNUAL REPORT AND FINANCIAL STATEMENTS**  
**FOR THE FINANCIAL YEAR ENDED**  
**30<sup>TH</sup> JUNE 2024**

---

Prepared in accordance with the Cash Basis of Accounting Method under the International Public Sector Accounting Standards (IPSAS)

<b>Table of Contents</b>	<b>Page</b>
1. Acronyms and Definition of Key Terms.....	ii
2. Key School Information and Management .....	iii
3. Summary Report of Performance of The School .....	vii
4. Statement of School Management Responsibility.....	xii
5. Report Of The Independent Auditors .....	xiii
6. Statement Of Receipts and Payments for the Year Ended 30 <sup>th</sup> June 2024.....	1
7. Statement of Assets and Liabilities As At 30 <sup>th</sup> June 2024.....	2
8. Statement of Cash Flows for the Year Ended 30 <sup>th</sup> June 2024.....	3
9. Statement Of Budgeted Versus Actual Amounts for The Year Ended 30 <sup>th</sup> June 2024 .....	5
10. Significant Accounting Policies.....	9
11. Notes To the Financial Statements .....	11
12. Annexes .....	21

**1. Acronyms and Definition of Key Terms**

**A. Acronyms.**

BOM	Board of Management
CEB	County Education Board
IPSAS	International Public Sector Accounting Standards
KCSE	Kenya Certificate of Secondary Education
PFM	Public Finance Management
PSASB	Public Sector Accounting Standards Board
FY	Financial Year
FDSE	Free Day Secondary Education
TSC	Teachers Service Commission
SMASSE	Strengthening of Mathematics and Science in Secondary Education

**B. Definition of Key Terms**

**Comparative Year-** Means the prior period.

## 2. Key School Information and Management

### (a) Background information

The school is domiciled in Kenya and its operations are governed under the Basic Education Act, 2013. It is in Turkana County, Loima Sub-County.

The school was registered in **01/2012** under registration number **PU/S/143/12** and is currently categorized as a *National* public school established, owned or operated by the Government.

The school is a boarding school and had **850** number of students as at **30<sup>th</sup> June 2024** It has **6** streams and **28** teachers of which **12** teachers are employed by the School Board of Management.

### (b) School Board of Management - Board Members

The School Board of Management established under Section 55 of the Basic Education Act, 2013; is composed of the following members:

Ref.	Name of Board Member	Designation	Date of appointment
1	Fr Denis Odongo	Chairman	15th July 2024
2	Sr Florence Nabwire	Secretary – Principal	15th July 2024
3	Ms Roseline Aite	Member	15th July 2024
4	Ms Margaret Too	Member	15th July 2024
5	Mr John Bungei	Member	15th July 2024
6	Ms Mollen Onderi	Member	15th July 2024
7	Mr Felix Mulunda	Member	15th July 2024
8	Mr Samuel Ndungu	Member	15th July 2024
9	Mr Mark Achila	Member – Rep CEB	15th July 2024
10	Mr William Kamaret	Member Rep Teachers	15th July 2024
11	Ms Jane Lokoban	Members – Sponsor	15th July 2024
12	Ms Agneta Ewoi	Members – Sponsor	15th July 2024
13	Hon Eliseba Loote	Member – Community	15th July 2024
14	Mr George Kirimi	Member Special Needs	15th July 2024
15	Ms Laureen Nafula	Rep Students	15th July 2024

**The functions of the School Board of Management are to:**

- Promote the best interests of the School and ensure its development.
- Promote quality education for all pupils in accordance with the standards set under the Basic Education Act, of 2013.
- Ensure and assure the provision of proper and adequate facilities for the School.
- Manage the School's affairs in accordance with the rules and regulations governing occupational safety and health.
- Advise the County Education Board on the staffing needs of the School.
- Determine cases of pupils' discipline and make reports to the CEB.
- Prepare comprehensive termly report on all areas of its mandate and submit the report to CEB.
- Administer and manage the resources of the School.
- Receive, collect and account for any funds accruing to the institution in accordance with Article 226 (1) (a) of the Constitution of Kenya, Section 81 of the Public Finance Management Act, 2012 and the Fourth Schedule para 21 and 23 of the Basic Education Act, 2013.

**(c) Committees of the Board**

Ref	Name of Committee	Names of Members	Designation
1	Executive Committee	1. Fr Denis Odongo 2. Sr Florence Nabwire 3. Ms Mary Arupe 4. Ms Jane Lobokan	Chairperson Member Member Member
2	Audit Committee	1. Ms Margaret Too 2. Ms Elizabeth Loote 3. Ms Mollen Onderi 4. Mr Samuel Ariong	Chairperson Member Member Member
3	Finance, procurement and general purposes Committee	1. Mr Samuel Ariong 2. Ms Carolyn Chepkosgei 3. Mr Samuel Ndungu 4. Ms Roseline Aite	Chairperson Member Member Member
4	Academic Committee	1. Mr Felix Mulunda 2. Mr Elim William 3. Ms Mary Arupe 4. Ms Roseline Ekidor	Chairperson Member Member Member
5	SIC Committee	1. Ms Mary Arupe 2. Mr Patrick Anam 3. Fr Denis Odongo 4. Sr Florence Nabwire 5. Ms Jane Lobokan 6. Mr Bungei John 7. Mr Wanga Gerald	Chairperson SCDE Member Member Member Member Member
6	Discipline and welfare Committee	1. Mr Bungei John 2. Ms Roseline Ekidor 3. Mr George Kirimi 4. Ms Jane Lobokan	Chairperson Member Member Member
7	Human rights committee	1. Ms Jane Lobokan 2. Mr Mark Achila 3. Ms Agneta Ewoi 4. Mr Elim William	Chairperson Member Member Member

**(d) School operation Management**

For the financial year ended 30<sup>th</sup> June, 2024 the school's day-to-day management was under the following persons:

Ref:	Designation	Name	Identification
1	Principal	Sr Florence Nabwire	TSC No. 392287
2	Deputy Principal	Mr Gerald Wang'a	TSC No. 557787
3	School Bursar	Mr Dennis Kipruto	ID No. 27870569
4	Accounts Clerk	Ms Judith Chesire	ID No. 21508455

**(e) Schools contacts**

Post Office Box: 280-30500, Lodwar  
Telephone: +254711682663  
E-mail: turkanagirlshighschool@gmail.com

**(f) School Bankers**

1. School fund account  
Name of Bank: Kenya commercial Bank  
Branch: Lodwar  
Account Number: **1107288339**
2. Operation account  
Name of Bank: Kenya commercial Bank  
Branch: Lodwar  
Account Number: **1107288495**
3. Tuition account  
Name of Bank: Kenya commercial Bank  
Branch: Lodwar  
Account Number: **1107300746**
4. Savings account  
Name of Bank: Equity Bank  
Branch: Lodwar  
Account Number: **0990262684698**
5. Infrastructure account  
Name of Bank: Kenya commercial Bank  
Branch: Lodwar  
Account Number: **1294630113**

**(g) Independent Auditors**

Office of the Auditor General  
Anniversary Towers, University Way  
P.O. Box 30084  
GPO 00100  
Nairobi, Kenya

### 3. Summary Report of Performance of The School

#### a) Financial performance:

##### i) Surplus for the year

	<i>FY 2023-2024</i> <i>(Jul – June)</i>	<i>FY 2022-2023</i> <i>(Jul – June)</i>	<i>FY 2021-2022</i> <i>(Jul – June)</i>
<i>Surplus for the year</i>	3,680,400	(3,224,281)	15,830,237

##### ii) Capitation grants from the Ministry of Education for three years

<i>ACCOUNT</i>	<i>FY 2023-2024</i> <i>(Jul – June)</i>	<i>FY 2022-2023</i> <i>(Jul – June)</i>	<i>FY 2021-2022</i> <i>(Jul – June)</i>
<i>Infrastructure</i>	3,692,600	7,827,946	-
<i>Operations</i>	5,571,079	6,311,627	10,038,612
<i>Tuition</i>	1,708,224	1,862,054	2,290,926

##### iii) Ratio of capitation grant per student over the last three years

<i>ACCOUNT</i>	<i>FY 2023-2024</i> <i>(Jul – June)</i>	<i>FY 2022-2023</i> <i>(Jul – June)</i>	<i>FY 2021-2022</i> <i>(Jul – June)</i>
<i>Operations</i>	5,571,079	6,311,627	10,038,612
<i>Tuition</i>	1,708,224	1,862,054	2,290,926
<i>Infrastructure</i>	3,692,600	7,827,946	-
<b><i>TOTAL</i></b>	<b><i>10,971,903</i></b>	<b><i>16,001,627</i></b>	<b><i>26,973,530</i></b>
<b><i>RATIO</i></b>	<b><i>1:13,673</i></b>	<b><i>1:14,702</i></b>	<b><i>1:16,041</i></b>

##### iv) A three-year overview of growth of other income(s) earned by the school

<i>SOURCE</i>	<i>FY 2023-2024</i> <i>(Jul – June)</i>	<i>FY 2022-2023</i> <i>(Jul – June)</i>	<i>FY 2021-2022</i> <i>(Jul – June)</i>
<i>Vehicle Income</i>	644,700	518,000	112,000
<i>Rental Income</i>	41,500	22,370	23,000
<b><i>TOTAL</i></b>	<b><i>686,200</i></b>	<b><i>540,370</i></b>	<b><i>135,000</i></b>

v) *A three-year overview of growth in expenditure of the school*

<i>ACCOUNT</i>	<i>FY 2023-2024</i> <i>(Jul – June)</i>	<i>FY 2022-2023</i> <i>(Jul – June)</i>	<i>FY 2021-2022</i> <i>(Jul – June)</i>
<i>Operations</i>	4,902,421	9,209,066	7,327,457
<i>Tuition</i>	1,518,382	1,960,380	2,111,111
<i>Infrastructure</i>	3,498,290	5,100,821	-
<i>School Fund</i>	45,993,473	39,292,742	37,110,855
<b><i>TOTAL</i></b>	<b>55,912,566</b>	<b>55,563,009</b>	<b>46,549,423</b>

vi) *Movement of creditors of the school for three years*

<i>ACCOUNT</i>	<i>FY 2023-2024</i> <i>(Jul – June)</i>	<i>FY 2022-2023</i> <i>(Jul – June)</i>	<i>FY 2021-2022</i> <i>(Jul – June)</i>
<i>Movement of creditors</i>	83,241	5,117,385	(6,990,755)

vii) *Movement of debtors of the school for three years*

<i>ACCOUNT</i>	<i>FY 2023-2024</i> <i>(Jul – June)</i>	<i>FY 2022-2023</i> <i>(Jul – June)</i>	<i>FY 2021-2022</i> <i>(Jul – June)</i>
<i>Movement of debtors</i>	(3,122,744)	(1,226,028)	2,860,185

viii) *Movement of bank balances for three years*

<i>ACCOUNT</i>	<i>FY 2023-2024</i> <i>(Jul – June)</i>	<i>FY 2022-2023</i> <i>(Jul – June)</i>	<i>FY 2021-2022</i> <i>(Jul – June)</i>
<i>Operations</i>	479,061	2,133,812	3,246,369
<i>Tuition</i>	921,869	338,933	437,259
<i>Infrastructure</i>	2,031,509	2,723,799	24
<i>School Fund</i>	15,289,010	12,834,788	13,615,152
<i>Bus project account</i>	2,354,732	1,062,469	1,062,469
<b><i>TOTAL</i></b>	<b>21,076,181</b>	<b>19,093,801</b>	<b>18,361,273</b>

## ix) Movement of cash balances for three years

<i>ACCOUNT</i>	<i>FY 2023-2024</i> <i>(Jul – June)</i>	<i>FY 2022-2023</i> <i>(Jul – June)</i>	<i>FY 2021-2022</i> <i>(Jul – June)</i>
<i>Cash</i>	7,449	1,224	64,586

## b) Teacher Student ratio:

<b>Particulars</b>	<b>2024</b>	<b>2023</b>	<b>2022</b>
TSC Teachers	21	22	22
Bom Teachers	12	09	09
Total No. of Teachers	33	31	31
Student Teacher Ratio	25.75:1	22.48:1	22.39:1
No. of Teachers Employed by TSC	0	0	1
No. of Teachers Employed by BOM	3	3	4
Teachers Transferred	1	0	0
Teachers Retired	0	0	0
No. of Teachers by Subject	ENG/LIT .....4 CHEM/BIO..... 2 MATH/CHEM ..1 MATH/PHY.....3 KISW/CRE .....1 KISW/GEOG ...2 HIST/CRE ..... 3 FRENCH/HIST...1 COMP/MATH...1 H/SCI/..... ..0 BST/MATH .....2 Bio/Agri .....1 <b>TOTAL – 21</b>	ENG/LIT .....5 CHEM/BIO..... 2 MATH/CHEM ..1 MATH/PHY.....3 KISW/CRE .....1 KISW/GEOG ...2 HIST/CRE ..... 3 FRENCH/HIST...1 COMP/MATH...1 H/SCI/..... ..0 BST/MATH .....2 Bio/Agri .....1 <b>TOTAL – 22</b>	ENG/LIT .....5 CHEM/BIO..... 3 MATH/CHEM ..1 MATH/PHY.....2 KISW/CRE .....1 KISW/GEOG ...2 HIST/CRE ..... 3 FRENCH/HIST...1 COMP/MATH...1 H/SCI/..... ..0 BST/MATH .....2 Bio/Agri .....1 <b>TOTAL – 22</b>
Teacher Deficit	Kisw/Geo --1 H/Science/...2 Math/ Chem --2 Bio/Chem --2 Math/Phy --1 Hist/CRE ---1 Comp/ Math -1 Kisw/Cre --- 2 Eng/Lit .....3 Math/Bst -- 2 TOTAL DEF: 17	Kisw/Geo --1 H/Science/...2 Math/ Chem --2 Bio/Chem --2 Math/Phy --1 Hist/CRE ---1 Comp/ Math -1 Kisw/Cre --- 2 Eng/Lit .....2 Math/Bst -- 2 TOTAL DEF: 16	Kisw/Geo --1 H/Science/...2 Math/ Chem --2 Bio/Chem --2 Math/Phy --1 Hist/CRE ---1 Comp/ Math -1 Kisw/Cre --- 1 Eng/Lit .....1 Math/Bst -- 2 TOTAL DEF: 14

## c) Mean score in the 2023 KCSE:

Year	No. of Candidates	Mean	Deviation	Students with direct University entry
2023	146	6.74	-0.08	78
2022	163	6.821	+0.211	81
2021	144	6.61	-1.27	73

## d) Number of Candidates in the 2022 KCSE:

Year	Candidature
2023	146
2022	163
2021	144

## e) Capacity of the school

<i>FACILITY(S)</i>	<i>NO. OF FACILITIES</i>	<i>NO OF STUDENTS</i>	<i>Students in the school vis a vie the facilities</i>
<i>Classrooms</i>	<i>19 classes</i>	<i>850</i>	<i>45:1</i>
<i>Dormitories</i>	<i>13</i>	<i>850</i>	<i>66:1</i>
<i>Toilet Girls</i>	<i>59 doors</i>	<i>850</i>	<i>14:1</i>
<i>Laboratory</i>	<i>5 laboratories</i>	<i>850</i>	<i>170:1</i>
<i>Dining hall</i>	<i>1</i>	<i>850</i>	<i>850:1</i>
<i>Multi-purpose hall</i>	<i>1</i>	<i>850</i>	<i>850:1</i>
<i>Kitchen</i>	<i>1</i>	<i>850</i>	<i>850:1</i>
<i>Bathing rooms</i>	<i>3</i>	<i>850</i>	<i>283:1</i>
<i>Library</i>	<i>1</i>	<i>850</i>	<i>850:1</i>

**f) Development projects carried out by the school**

Projects	Source of funds	Status	Initial Cost (Kshs)	Amount Spent (Kshs)	Expected completion time
Dormitory	MOE	completed	2,721,049	2,721,049	FY2023/2024
Latrines	TIG	Completed	776,753	776,753	FY2023/2024

16<sup>th</sup> May 2025



.....  
School Principal

#### 4. Statement of School Management Responsibility

Section 81 (1) of the Public Finance Management Act, 2012 requires that, at the end of each financial year, each National Government School shall prepare financial statements in respect of that school. Section 81 (3) requires the financial statements so prepared to be in a form that complies with relevant accounting standards as prescribed by the Public Sector Accounting Standards Board (PSASB) of Kenya from time to time.

Schedule 4 (Section 23) of the Education Act, 2013 requires the Board of Management of a public institution of basic education to keep all proper books and records of accounts of the income, expenditure, and assets of the institution.

The Board of Management of *Turkana girls'* accepts responsibility for the school's financial statements, which have been prepared on the Cash Basis Method of Financial Reporting, using appropriate accounting policies in accordance with International Public Sector Accounting Standards (IPSAS).

The Board of Management is of the opinion that the school's financial statements give a true and fair view of the state of the school's transactions during the financial year ended 30<sup>th</sup> June, 2024, and of the school's financial position as at that date.




.....

**Name: Fr Denis Odongo**

**Designation:** Chairman, School Board of Management

**Date:** 16<sup>th</sup> May 2025



.....

**Name: Sr Florence Nabwire**

**Designation:** School Principal & Secretary to Board of Management

**Date:** 16<sup>th</sup> May 2025



.....

**Name: Mr Dennis Kipruto**

**Designation:** Bursar/ Finance Officer

**Date:** 16<sup>th</sup> May 2025

# REPUBLIC OF KENYA



Telephone: +254-(20) 3214000  
Email: info@oagkenya.go.ke  
Website: www.oagkenya.go.ke

HEADQUARTERS  
Anniversary Towers  
Monrovia Street  
P.O Box 30084-00100  
NAIROBI

*Enhancing Accountability*

## **REPORT OF THE AUDITOR-GENERAL ON TURKANA GIRLS' NATIONAL SCHOOL FOR THE YEAR ENDED 30 JUNE, 2024 – TURKANA COUNTY**

---

### PREAMBLE

I draw your attention to the contents of my report which is in three parts:

- A. Report on Financial Statements that considers whether the financial statements are fairly presented in accordance with the applicable financial reporting framework, accounting standards and the relevant laws and regulations that have a direct effect on the financial statements;
- B. Report on Lawfulness and Effectiveness in the Use of Public Resources which considers compliance with applicable laws, regulations, policies, gazette notices, circulars, guidelines and manuals and whether public resources are applied in a prudent, efficient, economic, transparent and accountable manner to ensure the Government achieves value for money and that such funds are applied for the intended purpose; and,
- C. Report on Effectiveness of Internal Controls, Risk Management and Governance which considers how the entity has instituted checks and balances to guide internal operations. This responds to the effectiveness of the governance structure, risk management environment and internal controls, developed and implemented by those charged with governance for orderly, efficient and effective operations of the entity.

A Qualified Opinion is issued when the Auditor-General concludes that, except for material misstatements noted, the financial statements are fairly presented in accordance with the applicable financial reporting framework. The Report on Financial Statements should be read together with the Report on Lawfulness and Effectiveness in the Use of Public Resources, and the Report on Effectiveness of Internal Controls, Risk Management and Governance.

The three parts of the report are aimed at addressing the statutory roles and responsibilities of the Auditor-General as provided by Article 229 of the Constitution, the Public Finance Management Act, 2012, and the Public Audit Act, 2015. The three parts of the report when read together constitute the report of the Auditor-General.

### REPORT ON THE FINANCIAL STATEMENTS

#### **Qualified Opinion**

I have audited the accompanying financial statements of Turkana Girls National School set out on pages 1 to 20, which comprises of the statement of financial assets and liabilities as at 30 June, 2024 and the statement of receipts and payments, statement of

cash flows and statement of comparison of budget and actual amounts for the year then ended and a summary of significant accounting policies and other explanatory information in accordance with the provisions of Article 229 of the Constitution of Kenya and Section 35 of the Public Audit Act, 2015. I have obtained all the information and explanations which to the best of my knowledge and belief, were necessary for the purpose of the audit.

In my opinion, except for the effect of the matters described in the Basis for Qualified Opinion section of my report, the financial statements present fairly, in all material respects, the financial position of Turkana Girls National School as at 30 June, 2024 and of its financial performance and its cash flows for the year then ended, in accordance with International Public Sector Accounting Standards (Cash Basis) and comply with the Basic Education Act, 2013 and the Public Finance Management Act, 2012.

### **Basis for Qualified Opinion**

#### **1. Inaccuracies of Receipts**

The statement of receipts and payments reflects total receipts of Kshs.59,616,566 which differs with statement of comparison of budget and actual amounts which reflects total actual receipts of Kshs.52,647,908 resulting into unexplained variance of Kshs.6,968,658.

Further, the statement of receipts and payments reflects School fund income – parents' contributions of Kshs.47,043,200 as disclosed in Note 4 to the financial statements. However, the amount was at variance with the balance of Kshs.48,390,908 reflected in the statement of cash flows. The variance of Kshs.1,347,708 has not been explained.

In the circumstances, the accuracy and completeness of the total receipts of Kshs.59,616,566 could not be confirmed.

#### **2. Unsupported Inventory Balance**

Note 17 on other important disclosures reflects stock/inventory amount of Kshs.16,408,445. However, the balance was not supported by an end of year stock take report or schedule.

In the circumstances, the accuracy and completeness of the stock/inventory balance of Kshs.16,408,445 as at 30 June, 2024 could not be confirmed.

#### **3. Inaccuracy of Accounts Payable**

The statement of assets and liabilities reflects accounts payable balance of Kshs.10,229,930 which according to Note 13 to the financial statements includes prepaid fees of Kshs.10,202,961. However, a detailed analysis of the payables showing the names of the students, the date and amount prepaid for the prepaid fees amounting to Kshs.10,202,961 were not provided for audit review.

In the circumstances, the accuracy and completeness of the prepaid fees balance of Kshs.10,202,961 could not be confirmed.

#### **4. Lack of Ownership Documents and Valuation of Land**

Review of available documents provided revealed that the School lacked ownership documents and valuation reports for the land on which the School is built.

In the circumstances, the acreage, ownership and value of the land could not be confirmed.

The audit was conducted in accordance with International Standards for Supreme Audit Institutions (ISSAIs). I am independent of the Turkana Girls National School Management in accordance with ISSAI 130 on the Code of Ethics. I have fulfilled other ethical responsibilities in accordance with the ISSAI and in accordance with other ethical requirements applicable to performing audits of financial statements in Kenya. I believe that the audit evidence I have obtained is sufficient and appropriate to provide a basis for my qualified opinion.

#### **Emphasis of Matter**

##### **Budgetary Control and Performance**

The statement of comparison of budget and actual amounts reflects final receipts budget and actual receipts amounts of Kshs.68,283,300 and Kshs.52,647,908 respectively, resulting to an underfunding of Kshs.15,635,392 or 23% of the budget. Similarly, the statement reflects actual receipts and actual expenditure amounts of Kshs.52,647,908 and Kshs.55,936,166 respectively, resulting to over-utilization of Kshs.3,288,258 or 6% of the receipts.

The underfunding affected the planned activities and may have impacted negatively on the school's performance.

My opinion is not modified in respect of this matter.

#### **Key Audit Matters**

Key audit matters are those matters that, in my professional judgement, are of most significance in the audit of the financial statements. Except for the matters described in the Basis for Qualified Opinion section, I have determined that there are no other key audit matters to communicate in my report.

#### **Other Information**

The Management is responsible for the other information set out on page iii to xi which comprises of key entity information and management, summary report of performance of the school and statement of management's responsibilities. The Other Information does not include the financial statements and my audit report thereon.

In connection with my audit on the school's financial statements, my responsibility is to read the other information and in doing so, consider whether the other information is materially inconsistent with the financial statements or my knowledge obtained in the audit or otherwise appears to be materially misstated. If based on the work I have performed, I

conclude that there is a material misstatement of this Other Information, I am required to report that fact. I have nothing to report in this regard.

My opinion on the financial statements does not cover the Other Information and accordingly, I do not express an audit opinion or any form of assurance conclusion thereon.

## REPORT ON LAWFULNESS AND EFFECTIVENESS IN THE USE OF PUBLIC RESOURCES

### Conclusion

As required by Article 229(6) of the Constitution, based on the audit procedures performed, except for the effect of the matters described in the Basis for Conclusion on Lawfulness and Effectiveness in the Use of Public Resources section of my report, I confirm that nothing else has come to my attention to cause me to believe that public resources have not been applied lawfully and in an effective way.

### Basis for Conclusion

#### 1. Late Transfer of Funds from Operations Bank Account to Infrastructure Bank Account

The statement of receipts and payments reflects capitation grants for operations and infrastructure amount of Kshs.5,519,490 and Kshs.2,806,000 respectively. The infrastructure amount was received in the operations account and the Management was mandated to transfer the funds to the infrastructure account as per the amounts outlined in the disbursement schedules within fifteen (15) days. However, verification of the bank statements provided for audit revealed that in some instances the School did not meet the fifteen (15) days deadline of transfer and the funds transferred had variances as detailed below. This was contrary to the requirements of the Ministry of Education Circular Ref. No: MOE.HQS/3/13/3.

S/N	Amount to be transferred to Infrastructure bank account (Kshs.)	Date Disbursements were received	Amount confirmed transferred to Infrastructure Bank A/C (Kshs.)	Date received in infrastructure account	Difference between date of receipt and transfer to Infrastructure A/C (Days)
1	1,161,000	1/10/2023	1,161,000	14/03/2024	165
2	645,000	14/03/2024	645,000	15/06/2024	92
<b>Total</b>	<b>1,806,000</b>		<b>1,806,000</b>		

In the circumstances, Management was in breach of the circular.

## **2. Failure to Maintain a Separate Bank Account for Miscellaneous Incomes**

The statement of receipts and payments reflects miscellaneous incomes amount of Kshs.1,601,463 which according to Note 5 to the financial statements included income from bus hire amount of Kshs.144,700. However, the School did not maintain a separate bank account for the bus hire incomes and its related expenditure contrary to the Ministry of Education Circular Ref. No: MOE.HQS/3/13/3 dated 16 June, 2021.

In the circumstances, Management was in breach of Ministry policy.

## **3. Transfer of Funds to Kenya Secondary Schools Heads Association (KESSHA)**

The statement of receipts and payments reflects boarding and School fund payments amount of Kshs.45,993,473 which according to Note 9 to the financial statements included activity expenses amount of Kshs.1,083,600. Included in the activity expenditure is an amount of Kshs.498,500 transferred to Kenya Secondary Schools Heads Associations (KESSHA). However, the organization is not defined in Government funding system and there is no assurance that it has implemented effective, efficient and transparent financial management and internal control systems to manage the funds transferred by Schools.

In the circumstances, completeness, existence and the validity of the transfer of funds to KESSHA amounting to Kshs.498,500 could not be confirmed.

## **4. Failure to Maintain an Approved List of Registered Suppliers**

Review of procurement documents revealed that the School Management did not maintain an approved updated list of registered supplier's contrary to Section 57(1) of the Public Procurement and Asset Disposal Act, 2015.

In the circumstances, Management was in breach of the law.

The audit was conducted in accordance with ISSAI 3000 and ISSAI 4000. The standards require that I comply with ethical requirements and plan and perform the audit to obtain assurance about whether the activities, financial transactions and information reflected in the financial statements comply in all material respects, with the authorities that govern them. I believe that the audit evidence I have obtained is sufficient and appropriate to provide a basis for my conclusion.

## **REPORT ON EFFECTIVENESS OF INTERNAL CONTROLS, RISK MANAGEMENT AND GOVERNANCE**

### **Conclusion**

As required by Section 7(1)(a) of the Public Audit Act, 2015, based on the audit procedures performed, except for the effect of the matters described in the Basis for Conclusion on Effectiveness of Internal Controls, Risk Management and Governance section of my report, I confirm that nothing else has come to my attention to cause me to believe that internal controls, risk management and governance were not effective.

## **Basis for Conclusion**

### **1. Lack of Approved Risk Management Policy and Disaster Recovery Plan**

Review of the internal controls of the School revealed that the risk management policy in use by the School was not approved by the Board. In addition, the School did not have a disaster recovery plan or business continuity plan to ensure that the School recovers its functionality in case of an unplanned incident or disaster.

In the circumstances, the preparedness of the School to manage and mitigate against risks and disasters could not be confirmed.

### **2. Lack of Human Resources Policies and Engagement Contracts for Board of Management (BOM) Staff**

The statement of receipts and payments reflects payments for operations amount of Kshs.4,902,421 which according to Note 7 to the financial statements included personal emoluments amount of Kshs.1,699,349. However, the School lacked a remuneration policy and salary structure to regulate employee recruitment and progression. Further, a review of the personnel files revealed that the staff had not signed engagement contracts to show the terms of engagement and salary entitlements.

In the circumstances, the effectiveness of human resource management practices could not be confirmed.

### **3. Long Outstanding Accounts Receivable**

The statement of assets and liabilities reflects accounts receivable balance of Kshs.13,418,514 which according to Note 12 to the financial statements included fee arrears of Kshs.13,388,738. However, review of accounts receivables schedules, detailed ageing analysis, and ledger details revealed that a total of Kshs.6,449,856 has been outstanding for a period of more than one (1) year. In addition, the School did not have a debtors policy to help in the recovery of the outstanding balance and there was no evidence of efforts being made by the School to recover the long outstanding fee arrears.

In the circumstances, the recoverability of the outstanding fee arrears balance of Kshs.6,449,856 could not be confirmed.

The audit was conducted in accordance with ISSAI 2315 and ISSAI 2330. The standards require that I plan and perform the audit to obtain assurance about whether effective processes and systems of internal controls, risk Management and overall governance were operating effectively in all material respects. I believe that the audit evidence I have obtained is sufficient and appropriate to provide a basis for my conclusion.

### **Responsibilities of the Management and The Board of Management**

Management is responsible for the preparation and fair presentation of these financial statements in accordance with the International Public Sector Accounting Standards (Cash Basis) and for maintaining effective internal controls as Management determines is necessary to enable the preparation of financial statements that are free from material

misstatement, whether due to fraud or error and for its assessment of the effectiveness of internal controls, risk management and governance.

In preparing the financial statements, Management is responsible for assessing the School's ability to continue to sustain its services, disclosing, as applicable, matters related to sustainability of services and using the applicable basis of accounting unless the Management is aware of the intention to terminate the School or cease operations.

Management is also responsible for the submission of the financial statements to the Auditor-General in accordance with the provisions of Section 47 of the Public Audit Act, 2015.

In addition to the responsibility for the preparation and presentation of the financial statements described above, Management is also responsible for ensuring that the activities, financial transactions and information reflected in the financial statements are in compliance with the authorities which govern them, and that public resources are applied in an effective way.

The Board of Management is responsible for overseeing the School's financial reporting process, reviewing the effectiveness of how Management monitors compliance with relevant legislative and regulatory requirements, ensuring that effective processes and systems are in place to address key roles and responsibilities in relation to governance and risk management, and ensuring the adequacy and effectiveness of the control environment.

### **Auditor-General's Responsibilities for the Audit**

My responsibility is to conduct an audit of the financial statements in accordance with Article 229(4) of the Constitution, Section 35 of the Public Audit Act, 2015 and the International Standards for Supreme Audit Institutions (ISSAIs). The standards require that, in conducting the audit, I obtain reasonable assurance about whether the financial statements as a whole are free from material misstatements, whether due to fraud or error and to issue an auditor's report that includes my opinion in accordance with Section 48 of the Public Audit Act, 2015. Reasonable assurance is a high level of assurance but is not a guarantee that an audit conducted in accordance with IFPP will always detect a material misstatement when it exists. Misstatements can arise from fraud or error and are considered material if, individually or in the aggregate, they could reasonably be expected to influence the economic decisions of users taken on the basis of these financial statements.

In conducting the audit, Article 229(6) of the Constitution also requires that I express a conclusion on whether or not in all material respects, the activities, financial transactions and information reflected in the financial statements are in compliance with the authorities that govern them and that public resources are applied in an effective way. In addition, I consider the entity's control environment in order to give an assurance on the effectiveness of internal controls, risk management and governance processes and systems in accordance with the provisions of Section 7(1)(a) of the Public Audit Act, 2015.

Further, I am required to submit the audit report in accordance with Article 229(7) of the Constitution.

Detailed description of my responsibilities for the audit is located at the Office of the Auditor-General's website at: <https://www.oagkenya.go.ke/auditor-generals-responsibilities-for-audit/>. This description forms part of my auditor's report.

  
FCPA Nancy Gathungu, CBS  
AUDITOR-GENERAL

Nairobi

25 June, 2025

6. Statement Of Receipts and Payments for the Year Ended 30<sup>th</sup> June 2024

Description Of Vote Head	Note	FY 2023/2024	FY 2022/2023
		Kshs	Kshs
<b>Receipts</b>			
Government grants for tuition	1	1,708,224	1,862,054
Government grants for operations	2	5,571,079	8,133,587
Government Grants for infrastructure	3	3,692,600	7,827,946
School fund income- parents' contributions	4	47,043,200	34,008,000
Miscellaneous incomes	5	1,601,463	544,370
<b>Total Receipts</b>		<b><u>59,616,566</u></b>	<b><u>52,375,957</u></b>
<b>Payments</b>			
Tuition	6	1,518,382	1,960,380
Operations	7	4,902,421	9,209,066
Infrastructure	8	3,498,290	5,100,821
Boarding and school fund	9	45,993,473	39,292,742
Other Payments		23,600	37,230
<b>Total Payments</b>		<b><u>55,936,166</u></b>	<b><u>55,600,239</u></b>
<b>Surplus/Deficit</b>		<b><u>3,680,400</u></b>	<b><u>(3,224,281)</u></b>

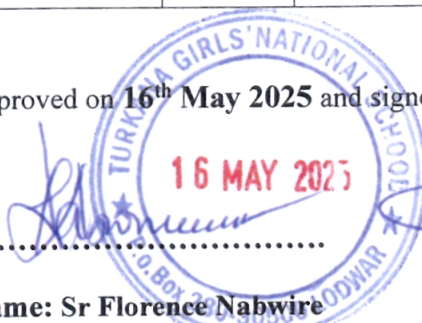
The school financial statements were approved on 16<sup>th</sup> May 2025 and signed by:



Name: Fr Denis Odongo

Chair BOM

Date: 16<sup>th</sup> May 2025



Name: Sr Florence Nabwire  
School Principal/ Secretary to  
BOM

Date: 16<sup>th</sup> May 2025



Name: Mr Dennis Kipruto

Bursar/ Finance Officer

Date: 16<sup>th</sup> May 2025

7. Statement of Assets and Liabilities As At 30<sup>th</sup> June 2024

Description	Note	FY 2023/2024	FY 2022/2023
		Kshs	Kshs
<b>Financial Assets</b>			
<b>Cash and cash equivalents</b>			
Bank balances	10	21,076,180	19,093,800
Cash balances	11	7,449	1,224
<b>Total cash and cash equivalent</b>		<b>21,083,629</b>	<b>19,095,024</b>
Account's receivables	12	13,418,514	14,849,463
<b>Total financial assets (a)</b>		<b>34,502,143</b>	<b>33,944,487</b>
<b>Financial liabilities</b>			
Accounts payables	13	10,229,930	13,352,674
<b>Total Financial Liabilities (b)</b>		<b>10,229,930</b>	<b>13,352,674</b>
<b>Net financial assets (a-b)</b>		<b><u>24,272,213</u></b>	<b><u>20,591,813</u></b>
<b>Represented by</b>			
Accumulated fund b/fwd	14	20,591,813	23,816,095
Surplus/deficit for the year		3,680,400	(3,224,281)
<b>Net Assets</b>		<b><u>24,272,213</u></b>	<b><u>20,591,813</u></b>

The school's financial statements were approved on 16<sup>th</sup> May 2025 and signed by:



Name: Fr Denis Odongo

Chair BOM

Date: 16<sup>th</sup> May 2025



Name: Sr Florence Nabwire  
School Principal/ Secretary to  
BOM

Date: 16<sup>th</sup> May 2025



Name: Mr Dennis Kipruto

Bursar/ Finance Officer

Date: 16<sup>th</sup> May 2025

8. Statement of Cash Flows for the Year Ended 30<sup>th</sup> June 2024

Description	Notes	FY 2023/2024	FY 2022/2023
		Kshs	Kshs
<b>Cash from Operating Activities</b>			
<b>Receipts</b>			
Government grants for tuition	1	1,708,224	1,862,054
Government grants for operations	2	5,571,079	8,133,587
Government grants for infrastructure	3	3,692,600	7,827,946
School fund income- parents contributions/ fees	4	48,390,908	34,008,000
Other income	5	<u>1,601,463</u>	<u>544,370</u>
<b>Total receipts</b>		<b>60,964,274</b>	<b>52,375,957</b>
<b>Payments</b>			
Cash outflows for tuition	6	1,518,382	1,960,380
Cash outflows for operations	7	4,902,421	9,209,066
Cash outflows for infrastructure	8	3,498,290	5,100,821
Cash outflows Boarding/lunch and school fund payments	9	45,993,473	39,292,742
Cash outflows for Other Payments		<u>23,600</u>	<u>37,230</u>
<b>Total payments</b>		<b>55,936,166</b>	<b>55,600,239</b>
<b>Net cash inflow/outflow from operating activities</b>		<b>5,028,108</b>	<b>(3,224,281)</b>
<b>Adjustments</b>			
Increase in Receivables		83,241	5,117,385
Increase in Payables		<u>(3,122,744)</u>	<u>(1,226,028)</u>
<b>Net cash inflow/outflow from operating activities</b>		<b>1,988,605</b>	<b>667,076</b>
<b>Cash flow from investing activities</b>			
Acquisition of assets		-	-
Proceeds from sale of Assets		-	-
Proceeds from investments		-	-
Purchase of investments		-	-
<b>Net cash inflow/outflows from investing activities</b>		<b>-</b>	<b>-</b>
<b>Cash flow from Financing activities</b>			
Proceeds from borrowings/ loans		-	-
Repayment of principal borrowings		-	-
<b>Net cash inflow/outflow from financing activities</b>		<b>-</b>	<b>-</b>
<b>Net increase/decrease in cash and cash equivalents</b>		<b>1,988,605</b>	<b>667,076</b>
Cash and cash equivalent at beginning of the FY		19,095,024	18,427,949
<b>Cash and cash equivalent at end of the FY</b>		<b>21,083,629</b>	<b>19,095,024</b>

The school's financial statements were approved on 16<sup>th</sup> May 2025 and signed by:



.....  
**Name: Fr Denis Odongo**

**Chair BOM**

**Date: 16<sup>th</sup> May 2025**



.....  
**Name: Sr Florence Nabwire**  
**School Principal/ Secretary to**  
**BOM**

**Date: 16<sup>th</sup> May 2025**



.....  
**Name: Mr Dennis Kipruto**

**Bursar/ Finance Officer**

**Date: 16<sup>th</sup> May 2025**

9. Statement Of Budgeted Versus Actual Amounts for The Year Ended 30<sup>th</sup> June 2024

Receipt/Expenses Item	Original Budget a Kshs	Adjustments b Kshs	Final Budget c=a+b Kshs	Actual On Comparable Basis d Kshs	% Of Utilization e=d/a % Kshs
<b>Receipts</b>					
<b>(1) Capitation Grant on Tuition</b>					
Teaching / learning materials	210,000	28,000	238,000	1,708,224	717.74%
Exercise books	694,500	92,600	787,100	-	0.00%
Laboratory supplies/equipment's	277,500	37,000	314,500	-	0.00%
Chalks and dusters	34,500	4,600	39,100	-	0.00%
Exams and assessments	103,500	13,800	117,300	-	0.00%
Library/Reference books	2,163,000	288,400	279,300	-	0.00%
<b>(2) Capitation Grant on Operations</b>					
Maintenance and improvement	-	-	-	-	0.00%
Local transport / travelling	770,250	102,700	872,950	-	0.00%
Electricity and water	624,750	83,300	708,050	-	0.00%
Others vote heads	-	-	-	4,478,687	0.00%
Personal Emoluments	4,563,750	608,500	5,172,250	-	0.00%
Administration cost	1,841,250	245,500	2,086,750	-	0.00%
Medical/insurance	1,500,000	200,000	1,700,000	544,200	32.0%
Activity	1,125,000	150,000	1,275,000	548,192	43.0%
	-	-	-	-	-

Receipt/Expenses Item	Original Budget	Adjustments	Final Budget	Actual On Comparable Basis	% Of Utilization
	a	B	c=a+b	d	e=d/c %
	Kshs	Kshs	Kshs	Kshs	Kshs
<b>3) FDSE for infrastructure</b>					
Maintenance & Improvement MOE	3,000,000	400,000	3,400,000	3,692,600	108.6%
Administration Block	-	-	-	-	0.00%
<b>(4) Fees Charged on Parents</b>					
Personnel emoluments	5,347,500	713,000	6,060,500	-	0.00%
Repairs and maintenance	1,500,000	200,000	1,700,000	1,604,252	94.4%
Other vote heads	-	-	-	11,907,603	0.00%
Electricity and water	3,129,750	417,300	3,547,050	-	0.00%
Local transport / travelling	1,215,750	162,100	1,377,850	-	0.00%
Medical	-	-	-	-	0.00%
Administration costs	5,585,250	744,700	6,329,950	-	0.00%
Boarding equipment's and stores	22,788,750	5,888,500	28,677,250	26,132,990	91.1%
Activity	598,500	79,800	678,300	429,697	63.3%
<b>5) Miscellaneous Income</b>					
Rent income	150,000	-	150,000	41,500	36.1%
Tender	-	-	-	3,000	0%
Saving	-	-	-	1,292,263	0%
Income From Bus Hire	600,000	-	600,000	144,700	27.7%
Conference fee	-	-	-	120,000	0%
<b>Total Income</b>	<b><u>57,823,500</u></b>	<b><u>10,459,800</u></b>	<b><u>68,283,300</u></b>	<b><u>52,647,908</u></b>	<b><u>77.1%</u></b>

Receipt/Expenses Item	Original Budget	Adjustments	Final Budget	Actual On Comparable Basis	% Of Utilization
	a	B	c=a+b	d	e=d/c %
	Kshs	Kshs	Kshs	Kshs	Kshs
<b>(6) Expenditure For Tuition</b>					
Teaching / learning materials	210,000	28,000	238,000	1,060,250	445.5%
Exercise books	694,500	92,600	787,100	456,454	58.0%
Laboratory supplies/equipment's	277,500	37,000	314,500	-	0.00%
Chalks and dusters	34,500	4,600	39,100	-	0.00%
Exams and assessments	103,500	13,800	117,300	-	0.00%
Text Books and reference materials	2,163,000	288,400	279,300	-	0.00%
Bank Charges	-	-	-	1,678	0.00%
<b>(7) Expenditure For Operations</b>					
Maintenance and improvement	-	-	-	249,378	0.0%
Local transport / travelling	770,250	102,700	872,950	-	0.0%
Electricity and water	624,750	83,300	708,050	602,157	85.0%
Others vote heads	-	-	-	-	0.00%
Personal Emolument's	4,563,750	608,500	5,172,250	1,699,349	32.9%
Administration cost	1,841,250	245,500	2,086,750	1,877,419	90.0%
Medical/insurance	1,500,000	200,000	1,700,000	426,391	25.1%
Activity	1,125,000	150,000	1,275,000	37,000	2.9%
Bank charges	-	-	-	10,727	0.00%
<b>(8) Expenditure For infrastructure</b>					
Maintenance and improvement	3,000,000	400,000	3,400,000	3,497,802	102.9%

Receipt/Expenses Item	Original Budget	Adjustments	Final Budget	Actual On Comparable Basis	% Of Utilization
	a	b	c=a+b	d	e=d/e %
	Kshs	Kshs	Kshs	Kshs	Kshs
<b>(9) Expenditure For school fund/lunch/boarding</b>					
Personal emolument	5,347,500	713,000	6,060,500	5,259,537	86.8%
Repairs and maintenance	1,500,000	200,000	1,700,000	6,006,614	353.3%
Other vote heads	-	-	-	-	0.00%
Electricity and water	3,129,750	417,300	3,547,050	3,314,018	93.4%
Local transport / travelling	1,215,750	162,100	1,377,850	735,233	53.4%
Medical	-	-	-	266,100	0.00%
Administration costs	5,585,250	744,700	6,329,950	1,708,171	27.0%
Boarding equipment's and stores	22,788,750	5,888,500	28,677,250	27,593,703	96.2%
Activity	598,500	79,800	678,300	1,083,600	159.8%
Bank Charges	-	-	-	26,497	0.00%
<b>Other Payments</b>					
KCSE examination	-	-	-	23,600	0.00%
Rent income	150,000	-	150,000	-	-
Income From Bus Hire	600,000	-	600,000	-	-
<b>Totals</b>	<b><u>57,823,500</u></b>	<b><u>10,459,800</u></b>	<b><u>68,283,300</u></b>	<b><u>55,936,166</u></b>	<b><u>82.8%</u></b>

## **10. Significant Accounting Policies**

### **1. Statement of compliance and basis of preparation**

The financial statements have been prepared in accordance with and comply with International Public Sector Accounting Standards (IPSAS) with particular emphasis on Cash Basis Financial Reporting under the Cash Basis of Accounting and applicable government legislations and regulations. The financial statements comply with and conform to the form of presentation prescribed by the Public Sector Accounting Standards Board of Kenya.

This cash basis of accounting has been supplemented with accounting for; a) receivables that include school fees from parents, imprest, salary advances and other receivables and b) payables that include deposits and retentions and payables from operations.

The financial statements are presented in Kenya Shillings, which is the functional and reporting currency of the *school*, and all values are rounded to the nearest Kenya Shilling (Kshs). The accounting policies adopted have been consistently applied to all the years presented.

### **2. Recognition of receipts and payments**

The *school* recognises all receipts from various sources when the event occurs, and the related cash has been received by the *school*. In addition, the *school* recognises all expenses when the event occurs, and the related cash has been paid out by the *school*. Income arising from school fees is recognised when the event occurs whether cash is received or not. Expenditure arising from operations is recognised when the event occurs irrespective of receipt of cash.

### **3. In-kind contributions**

In-kind contributions are donations that are made to the *school* in the form of actual goods and/or services rather than in money or cash terms. These donations may include vehicles, equipment, or personnel services. Where the financial value received for in-kind contributions can be reliably determined, the *school* includes such value in the statement of receipts and payments both as a receipt and as a payment in equal and opposite amounts; otherwise, the contribution is not recorded.

### **4. Cash and cash equivalents**

Cash and cash equivalents comprise cash on hand and cash at bank, short-term deposits on call, and highly liquid investments with an original maturity of three months or less, which are readily convertible to known amounts of cash and are subject to an insignificant risk of changes in value. Bank account balances include amounts held at various financial institutions at the end of the financial year.

**5. Accounts Receivable**

For the purposes of these financial statements, imprests and advances to authorised public officers and/or institutions which were not surrendered or accounted for at the end of the financial year are treated as receivables. Accounts receivables also include school fees billed to parents for services rendered but not paid. This is an enhancement to the cash accounting policy. Other accounts receivables are disclosed in the financial statements.

**6. Accounts Payable**

For the purposes of these financial statements, deposits, and retentions held on behalf of third parties have been recognized as accounts payables. This is in recognition of the government practice of retaining a portion of contracted services and works pending the fulfilment of obligations by the contractor and to hold deposits on behalf of third parties. Payables also include expenditures incurred for the purchase of goods, works and services that have been rendered and not settled. This is an enhancement to the cash accounting policy adopted for public secondary schools. Other liabilities are disclosed in the financial statements.

**7. Non-current assets**

Non-current assets are expensed at the time of acquisition while disposal proceeds are recognized as receipts at the time of disposal. However, the acquisitions and disposals are reflected in the school fixed asset register a summary of which is provided as a memorandum to these financial statements.

**8. Budget**

The budget is developed on the same accounting basis (cash basis), the same accounts classification basis, and for the same period as the financial statements. The *school's* budget was approved by the School Board of Management. A comparison of the actual performance against the comparable budget for the financial year under review has been included in the financial statements.

**9. Comparative figures**

Where necessary comparative figures for the previous financial year have been amended or reconfigured to conform to the required changes in presentation.

**10. Subsequent events**

There have been no events subsequent to the financial year end with a significant impact on the financial statements for the year ended 30<sup>th</sup> June 2024.

## Notes To the Financial Statements

**1 Government Grants for Tuition**

Description	FY 2023/2024	FY 2022/2023
	Kshs	Kshs
Reference Materials	-	-
Exercise Books	-	-
Laboratory Equipment	-	-
Internal Exams	-	-
Teaching / Learning Materials	1,708,224	1,862,054
Others ( <i>specify</i> )*		
<b>Total</b>	<b><u>1,708,224</u></b>	<b><u>1,862,054</u></b>

**2 Government Grants for Operations**

Description	FY 2023/2024	FY 2022/2023
	Kshs	Kshs
Personal Emoluments	-	2,407,205
Other Vote heads	4,478,687	2,400,001
Maintenance and improvement fund	-	1,821,960
Local transport and travel	-	250,242
Electricity and water	-	-
Insurance (medical & property)	544,200	69,000
Administration costs	-	702,205
Activity	<u>548,192</u>	<u>482,975</u>
<b>Total</b>	<b><u>5,571,079</u></b>	<b><u>8,133,587</u></b>

**3 Government Grants for infrastructure**

Description	FY 2023/2024	FY 2022/2023
	Kshs	Kshs
Maintenance & Improvement	3,692,600	2,827,946
Transition infrastructure grants	-	5,000,000
Administration Block	-	-
Economic stimulus grants	-	-
<b>Total</b>	<b><u>3,692,600</u></b>	<b><u>7,827,946</u></b>

**4 School Fund Income - Parents Contribution/Fees**

Description	FY 2023/2024	FY 2022/2023
	Kshs	Kshs
Boarding	26,132,990	22,743,000
Medical and insurance	-	226,000
Maintenance and Improvement Fund	1,604,252	1,330,000
Personal Emoluments	-	3,825,080
Electricity, water and conservancy	-	1,434,405
Activity	429,697	146,300
Local transport and travel	-	2,390,675
Administration costs	-	1,912,540
Other vote heads	11,907,603	-
Parents fees-Arrears	6,968,658	-
<b>Total</b>	<b><u>47,043,200</u></b>	<b><u>34,008,000</u></b>

**5 Miscellaneous Incomes**

Description	FY 2023/2024	FY 2022/2023
	Kshs	Kshs
Rent Income	41,500	22,370
Income From Farming Activities	-	-
Savings account	1,292,263	-
Income From Posho Mill	-	-
Income From Bus Hire	144,700	518,000
Fee For Hire of Ground and Equipment	120,000	-
Income From Grants and Donations*	-	-
Interest Income	-	-
Dividends Income	-	-
Loans/Borrowings*	-	-
Other Income Tender fee*	3,000	4,000
<b>Total</b>	<b><u>1,601,463</u></b>	<b><u>544,370</u></b>

**6 Tuition**

Description	FY 2023/2024	FY 2022/2023
	Kshs	Kshs
Exercise books	456,454	479,820
Laboratory equipment's and apparatus	-	113,620
Teaching/learning materials	1,060,250	1,363,574
Chalk	-	-
Teachers guide/reference materials	-	-
Internal Exams	-	-
Bank charges	1,678	3,366
Others	-	-
<b>Total</b>	<b><u>1,518,382</u></b>	<b><u>1,960,380</u></b>

**7 Operations**

Description	FY 2023/2024	FY 2022/2023
	Kshs	Kshs
Personal emolument	1,699,349	989,936
Other vote heads	-	154,969
L T & T	-	588,190
Electricity And Water	602,157	699,968
Maintenance and improvement	249,378	4,408,986
Activity Expenses	37,000	400,480
Medical and Insurance	426,391	355,754
Bank charges	10,727	3,246
Acquisition of asset	-	-
Administration expense	1,877,419	1,607,537.00
<b>Total</b>	<b><u>4,902,421</u></b>	<b><u>9,209,066</u></b>

**8 Infrastructure**

Description	FY 2023/2024	FY 2022/2023
	Kshs	Kshs
Construction of classrooms	-	-
Construction of laboratory	-	-
Construction of dormitory	3,497,802	5,100,821
Purchase of furniture	-	-
Purchase of equipment	-	-
Purchase of apparatus	-	-
Bank Charges	488	-
Others	-	-
<b>Total</b>	<b><u>3,498,290</u></b>	<b><u>5,100,821</u></b>

**9 Boarding And School Fund**

Description	FY 2023/2024	FY 2022/2023
	Kshs	Kshs
Personal emolument	5,259,537	5,076,652
Other vote head	-	1,193,085
Repairs and maintenance & Improvements	6,006,614	3,020,178
Administration cost	1,708,171	827,165
Activity	1,083,600	758,757
Local Transport / Travelling	735,233	2,696,941
Electricity And Water	3,314,018	583,044
Medical Expenses	266,100	4,650
Expense On Boarding Equipment and Stores	27,593,703	25,097,974
Bank Charges	26,497	34,296
Insurance Cost ( <i>Life Property</i> )	-	-
Loan Principal Repayment	-	-
Loan Interest Repayment	-	-
Infrastructure	-	-
PA expenses	-	-
Others	-	-
<b>Total</b>	<b><u>45,993,473</u></b>	<b><u>39,292,742</u></b>

**Other Payments**

Description	FY 2023/2024	FY 2022/2023
	Kshs	Kshs
KCSE examination	23,600	37,230
<b>Total</b>	<b>23,600</b>	<b>37,230</b>

**10 Bank Accounts**

Account Name & Currency	Status	Bank Account Number	FY 2023/2024	FY 2022/2023
	Active/Dormant		Kshs	Kshs
Tuition Account	Active	1107300746	921,869	338,933
Operations Account	Active	1107288495	479,061	2,133,812
School Fund Account/Boarding	Active	1107288339	15,289,010	12,834,788
Savings Account	Active	990262684698	2,354,732	1,062,469
Parent Association Development Account	-	-	-	-
Income Generating Activities Account	-	-	-	-
Infrastructural Account	Active	1294630113	2,031,509	2,723,799
<b>Total</b>			<b><u>21,076,180</u></b>	<b><u>19,093,800</u></b>

**11 Cash In Hand**

Description	FY 2023/2024	FY 2022/2023
	Kshs	Kshs
Notes and Coins	7,449	1,224
<b>Total</b>	<b>7,449</b>	<b>1,224</b>

**12 Accounts Receivable**

Description	FY 2023/2024	FY 2022/2023
	Kshs	Kshs
Fees Arrears	13,388,738	14,260,701
<b>Other Non-Fees Receivables</b>		
Salary Advances	29,776.00	6,000
R/D cheques	-	475,754
National Social Security Fund	-	64,658
National Hospital Insurance Fund	-	42,350
<b>Total</b>	<b><u>13,418,514</u></b>	<b><u>14,849,463</u></b>

## 12 b) Ageing Analysis of Accounts Receivable

Description	FY 2023/2024		FY 2022/2023	
	Kshs		Kshs	
	Current FY	% of the total	Comparative FY	% of the total
Less than 1 year	6,968,658	52%	5,077,207	36%
Between 1- 2 years	5,582,728	42%	1,301,934	9%
Between 2-3 years	9,183,494	68%	7,881,560	55%
Over 3 years	(8,316,366)	-62%		0%
<b>Total (should tie to note 12)</b>	<b><u>13,418,514</u></b>	<b>100%</b>	<b><u>14,260,701</u></b>	<b>100%</b>

## 13 Accounts Payable

Description	FY 2023/2024	FY 2022/2023
	Kshs	Kshs
Trade Creditors (See Ageing Below and Appendix 1)		4,917,825
Prepaid Fees	10,202,961	7,801,662
Retention Monies/Refunds	-	623,754
Kenya revenue authority	26,969	9,433
Other payables	-	-
<b>Total</b>	<b><u>10,229,930</u></b>	<b><u>13,352,674</u></b>

## 13b. Ageing Analysis of Accounts Payable

Description	FY 2023/2024		FY 2022/2023	
	Kshs		Kshs	
	Current FY	% of the total	Comparative FY	% of the total
Less than 1 year	10,229,930	100%	3,362,478	68%
Between 1- 2 years	3,362,478	33%	-	0%
Between 2-3 years			1,555,347	32%
Trade creditors paid	3,362,478	-33%	-	0%
<b>Total (should tie to note 13)</b>	<b><u>10,229,930</u></b>	<b>100%</b>	<b><u>4,917,825</u></b>	<b>100%</b>

**14 Fund Balance Brought Forward**

Description	<i>FY 2023/2024</i>	<i>FY 2022/2023</i>
	Kshs	Kshs
Bank Balances	19,093,800	18,363,363
Cash Balances	1,224	64,586
Receivables	14,849,463	13,614,002
Payables	<u>(13,352,674)</u>	<u>8,225,856</u>
<b>Total</b>	<b><u>20,591,813</u></b>	<b><u>23,816,095</u></b>

**Other important disclosure notes**

IPSAS Cash Standard encourages an entity to disclose accrual-related information in relation to an entity's assets and liabilities. The notes outlined below are disclosure notes in relation to the school's non-financial assets and liabilities.

**15 Non-current Liabilities Summary**

Description	FY 2023/2024	FY 2022/2023
	Kshs	Kshs
Bank Loans	-	-
Outstanding Leases	-	-
Hire Purchase	-	-
Gratuity And Leave Provision	-	-
Others (specify)	-	-
<b>Total</b>	-	-

**16 Biological assets**

Description	Numbers	FY 2023/2024	FY 2022/2023
		Kshs	Kshs
Cattle	0	-	-
Goats	35	87,500	-
Trees (Neem)	560	112,000	-
Coffee Or Tea Plantation	0	-	-
Poultry	0	-	-
Others (specify)	0	-	-
<b>Total</b>		199,500	-

**Other important disclosure notes**

**17 Stock/ Inventory**

Description	FY 2023/2024	FY 2022/2023
	Kshs	Kshs
Food stuffs	16,035,945	10,288,688
Lab consumables	372,500	737,980
Farm produce	-	-
Medication	-	-
Construction Materials	-	2,256,450
Others (specify)	-	-
	<b>16,408,445</b>	<b>13,283,118</b>

**18 Progress On Follow Up of Auditor Recommendations**

The following is the summary of issues raised by the external auditor, and management comments that were provided to the auditor.

Ref No.	Issue / Observations from Auditor	Management comments	Status: (Resolved / Not Resolved)	Timeframe: (Put a date when you expect the issue to be resolved)
01	Lack of audit committee	The management as put in place the audit committee	Resolved	July 2024.
02	Lack of ownership documents.	The management is working with the Diocese and County to acquire the ownership documents	Not resolved.	Year 2026.
03	Failure to prepare School Improvement Plan	The management formed the committee and come up with the document.	Resolved	July 2024.
04	Unconfirmed student enrolment data.	The management as written to the ministry on missing students in the NEMIS portal.	Not resolved.	Year 2026.
05	Irregular transfer of funds to Kenya secondary schools heads association.	The management requested the director to assist on the proper guide on the funds to KESSHA	Not resolved	Year 2025.
06	Lack of annual procurement plan	The management as put in place measures and discussed on the issue and task concern parties.	Resolved	July 2024.



16<sup>th</sup> May 2025

**Sign and Date  
Principal**



19 Annexes

Annex I - Analysis of Pending Accounts Payable

Supplier Of Goods or Services	Original Amount	Date Contracted	Amount Paid To Date	Outstanding Balance Current 2024	Outstanding Balance Comparative 2024	Comments
	A	b	C	d = a - c		
	Kshs	Kshs	Kshs	Kshs	Kshs	
<b>Construction Of Buildings</b>						
1.	N/A					
2.	N/A					
3.	N/A					
<b>Sub-Total</b>						
<b>Supply Of Goods</b>						
4.	N/A					
5.	N/A					
<b>Sub-Total</b>						
<b>Supply Of Services</b>						
6.	N/A					
7.	N/A					
8.	N/A					
<b>Sub-Total</b>						
<b>Grand Total</b>						

Annex 2 – Summary of Fixed Assets Register

Asset Class	Historical Cost b/f (Kshs) 1 <sup>st</sup> July 2023	Additions during the year (Kshs)	Disposals during the year (Kshs)	Historical Cost c/f (Kshs) 30 <sup>th</sup> June 2024
Land	15,000,000	-	-	15,000,000
Buildings And Structures	88,500,000	-	-	88,500,000
Motor Vehicles	2,500,000	-	-	2,500,000
Office Equipment, Furniture and Fittings	11,430,000	-	-	11,430,000
Textbooks	5,928,300	-	-	5,928,300
ICT Equipment	1,000,000	-	-	1,000,000
Tools And Apparatus	500,000	-	-	500,000
Other Machinery and Equipment	250,000	-	-	250,000
Heritage And Cultural Assets	100,000	-	-	100,000
Intangible Assets- Soft Ware	300,000	-	-	300,000
<b>Total</b>	<b>125,508,300</b>	<b>-</b>	<b>-</b>	<b>125,508,300</b>

