

KENYA ROADS BOARD




ANNUAL PUBLIC ROADS PROGRAMME

for

FINANCIAL YEAR 2003/2004

23rd March 2004



KENYA ROADS BOARD

3rd Floor, Kenya Re-Towers, Off Ragati Road


P. O. Box 73718, Nairobi, Kenya

Tel: 254 (02) 2722865/6 Fax: 254 (02) 2723161

Email: roadsboard@kroadsboard.go.ke

TABLE OF CONTENTS

Content	Page
APRP approval by Ministers for Roads and for Finance.....	ii
Forwarding statement by PS, MORPW&H.....	iii
Recommendation by Chairman, KRB.....	iv
Foreword by Executive Director, KRB.....	v
List of Acronyms.....	vi
1.0 Introduction.....	1
2.0 Impact of Improved Road Infrastructure.....	7
3.0 Funding Road Programmes in Financial Year 2003/ 2004.....	10
4.0 Implementing the Financial Year 2003/ 2004 APRP.....	12
5.0 Overall Funding of the APRP Programme in FY 2003/ 2004.....	14
Annex 1: Total Funding for RMLF.....	1 - 1
Annex 2: Roads Department Operations.....	1 - 2
Annex 3: 24% RMLF Roads Department.....	1 - 3
Annex 4: 24% RMLF MOLG (UDD) and LAs.....	1 - 4
Annex 5: DRC 24% RMLF Equitable Fund.....	1 - 5
Annex 6: 24% RMLF – KWS Portion.....	1 - 6
Annex 7: 16% Portion DRC – Constituency Roads.....	1 - 7



REPUBLIC OF KENYA

APRP Budget Approval


We the undersigned, acting on the powers conferred by section 19 (5) of Kenya Roads Board Act No. 7 of 1999 hereby approve the Annual Public Roads Programme Budget for the financial year 2003/04 that shall form the basis of allocation of funds and auditing.

Hon. Raila A. Odinga EGH, MP

Minister for Roads, Public Works
and Housing

Hon David Mwiraria MP.

Minister for Finance



**MINISTRY OF ROADS, PUBLIC WORKS AND
HOUSING**

**FORWARDING STATEMENT BY THE
PERMANENT SECRETARY, MINISTRY OF
ROADS, PUBLIC WORKS & HOUSING**

Having received the APRP for the financial year 2003/04 from the Chairman of the Kenya Roads Board, I submit the same to the Minister for Roads, Public Works & Housing and the Minister for Finance for their approval.

A handwritten signature in black ink, appearing to read 'E. Mwongera', written over a horizontal line.

**Eng. Erastus K. Mwongera, EBS, OGW
PERMANENT SECRETARY
Ministry of Roads, Public Works & Housing**



KENYA ROADS BOARD

3rd Floor, Kenya Re-Towers, Off Ragati Road
P.O. Box 73718, Nairobi, Kenya.
Tel: 254(02)2722865/6 Fax: 254(02)2723161
Email: roadsboard@kroadsboard.go.ke

RECOMMENDATION BY CHAIRMAN, KENYA ROADS BOARD

The Board has reviewed the individual annual roads programmes submitted by various road Agencies and consolidated them into this Annual Public Roads Programme (APRP) for the Financial Year 2003/04, in accordance with section 19 of KRB Act No. 7 of 1999.

It is therefore my pleasure to submit this APRP to the Minister responsible for Roads and the Minister responsible for Finance for their approval.

Eng. Samuel N. Otonglo

CHAIRMAN, KENYA ROADS BOARD

FOREWORD

This Annual Public Roads Programme (APRP) budget for the financial year 2003/04 is the first one under the new NARC Administration. It therefore reflects the new optimism for positive change in the country. A good road network is a prerequisite for jumpstarting overall economic development. The APRP seeks to meet the objectives of improving the overall conditions of the network through timely and technically sound intervention programmes whilst ensuring prudence in the management of funds for the road sector.

The board recognises the huge funding gap that exists between the available resources and the needs of the network. The Road Maintenance Levy Fund (RMLF) at an annual estimate of Ksh. 8.4 billion and projected collections of Ksh. 200 million from Transit Tolls, is currently the only secured source of funding for maintenance of the road network. This amount is only enough to maintain the sections of the network deemed to be in a maintainable state estimated at 57 %. The rest of the network (which is more than 100,000 kilometres) can no longer be maintained economically and requires Ksh. 128 billion to bring it to maintainable condition. Thereafter, another Ksh. 12 to 15 billion will be required annually to sustain maintenance.

The challenge facing the Board is to broaden and expand the sources of funding to include such local sources such as LATF, Billboard charges, tea and coffee cess and other road related charges and fees. The board is working on legal and administrative modalities to ensure that funds for the roads are marshalled and optimally utilised for maintenance, rehabilitation and development of roads to ensure appropriate levels of service are attained.

As stated above, one of the problems faced by the board is inadequate funding. This is clearly indicated by the funding expected to provide for over-commitments of on-going projects. If a substantial portion of RMLF is used to settle Pending Bills, it means that the Board will not be in a position to finance many new projects, when they are due for periodic maintenance.

The Board acknowledges the immense support it is receiving from the parent Ministry, Ministry of Roads, Public Works and Housing, Government in general, development partners and road stakeholders. This support will ensure that both maintenance and rehabilitation move in tandem, a state crucial for optimising the road investment and enhancing of road service delivery.



**Eng Isaiah K. W. Mutonyi,
Executive Director,
Kenya Roads Board.**

LIST OF ACRONYMS

ADB	African Development Bank
APRP	Annual Public Roads Programme
ARWP	Annual Roads Works Programme
BOT	Build Operate and Transfer
BOO	Build Operate and Own
DANIDA	Danish International Development Agency
DBFM	Design Build Finance and Manage
DBFO	Design Build Finance and Own
DRC	District Roads Committee
FY	Financial Year
GOK	Government of Kenya
HQ	Headquarters
KIHBT	Kenya Institute of Highways and Building Technology
KRB	Kenya Roads Board
KUTIP	Kenya Urban Transport Infrastructure Project
KWS	Kenya Wildlife Service
MOF	Ministry of Finance
MOLG	Ministry of Local Government
MORPWH	Ministry of Roads, Public Works and Housing
PR	Paved Roads
RD	Roads Department
RMLF	Roads Maintenance Levy Fund
UR	Unpaved Roads
VOC	Vehicle Operating Costs
NARC	National Rainbow Coalition

THE ANNUAL PUBLIC ROADS PROGRAMME FOR FINANCIAL YEAR 2003/2004 FUNDED FROM ROAD MAINTENANCE LEVY FUND

1.1 INTRODUCTION

1.1.1 Background

Clause 19 (4) of the Kenya Roads Board Act No. 7 of 1999, requires that the Board shall review, individually, the Annual Road Works Programmes (ARWPs) submitted by Road Agencies and sub-Agencies, and shall consolidate these ARWPs into an Annual Public Roads Programme (APRP).

This APRP is prepared by Kenya Roads Board (KRB), whose mandate is to oversee the road network in Kenya and thereby coordinate its development, rehabilitation and maintenance and to be the principal adviser to Government on all matters related thereto.

The APRP is to be approved and signed by the Minister for Roads, Public Works and Housing and the Minister for Finance in accordance with Clause 19 (5) of the KRB Act. It informs the Kenyan public on the programme of road works that will be undertaken during the Financial Year 2003/2004 and on the budget available for the road network.

1.1.2 Objectives of the APRP

The fundamental objectives of the APRP for Financial Year 2003/2004 are to:

- (i) identify areas of investment in the maintenance of roads
- (ii) provide a plan of action for road maintenance
- (iii) form the basis for monitoring and evaluation

1.1.3 The APRP document

This document outlines the Financial Year 2003/2004 Annual Public Roads Programme (APRP) which covers works that will be funded by Kenya Roads Board (KRB) from the Road Maintenance Levy Fund (RMLF) and Transit Toll Collection, whose collections are projected to be Ksh. 8,400,000,000 and Ksh. 200,000,000 respectively.

1.1.4 Funding

Section 31 of the Kenya Roads Board Act No. 7 of 1999 provides for the establishment of a Kenya Roads Board Fund. All proceeds from the Fuel Levy and from Transit Tolls collections, form part of the KRB Fund. This APRP is to be funded from the projected collections of the proceeds of the RMLF (about Ksh. 8,400,000,000) and Transit Tolls (Ksh. 200,000,000.)

Section 31 of the KRB Act also provides for KRB to receive such other moneys, grants, assets or other resources as may be payable to it in accordance with the Act or

any other law and all moneys from any other source, provided, donated or lent to the board.

1.2 ROAD SECTOR FUNDING IN KENYA

1.2.1 Length of the road network

The length of the Road Network in Kenya though not known with certainty is estimated to be about 178,000 km of roads as shown in the Table below.


Table 1.2.1: Length of Road Network in Kenya

Network	Responsibility		Designation	Paved km	Unpaved km	Total km
Classified A, B and C roads	MRPWH	9 Provincial Departments and 71 Districts (part only)	A	2,886	869	3,755
			B	1,432	1,366	2,799
			C	2,487	5,180	7,667
	Sub-total A, B and C			6,805	7,415	14,221
Classified D and E roads	DRCs (planning) and MRPWH (execution)	71 DRCs and DREs.	D	1,167	10,048	11,216
			E	751	25,798	26,549
	Sub-total D and E			1,918	35,846	37,765
Classified 'Special' Roads	DRCs, County Councils, Municipalities and MRPWH.	71 DRCs and County Councils, 75 Municipalities and Nairobi City.	G, L, R, S, T, W	214	11,090	11,304
Total all classified roads				8,937	54,351	63,290
Urban Roads	Municipalities (for all adopted streets), MRPWH (for classified roads in urban areas) and county councils for roads in townships.	75, Municipalities, Nairobi City, 58 Town councils and 71 County Councils.	Adopted and unadopted streets	2,490	12,040	14,530
Unclassified rural roads.	County Councils and DRCs	71 County Councils and DRCs.	Mostly tracks and footpaths (extent largely unknown)		100,000 (estd.)	100,000 (estd.)
Roads in National Parks and Game Reserves	KWS and MRPWH (for classified roads in parks).	25 national parks	Game trails and administrative roads		4,409	4,409
	County councils and MRPWH (for classified roads in game reserves).	34 game reserves some run by several county councils.	Game trails and administrative roads		2,736	2,736
	Total network in National Parks and Game Reserves				7,145	7,145
Forest roads	Forest Department	Forest reserves	Access, feeder and plantation roads		6,800	6,800
Total Network				11,427	180,336	191,763
Total 'Public' Road Network				11,427	166,391	177,818

1.2.2 Road Network Condition

The 1997 Strategic Plan prepared by the Roads Department of MRPWH indicates that, about 57% of the classified network was in good maintainable condition while the remaining 43% could only be put under a maintenance regime after a one-off rehabilitation to bring them back to a maintainable state.

The Government has since 1997 spent some substantial amounts on the network but the gains were largely eroded by the 1997/98 El-Nino induced rains and heavy rains



resulting in floods towards the end of last fiscal year. It is therefore estimated that the condition of the classified network today is not very different from what it was in 1997 i.e. 57% maintainable, 43% not maintainable and requiring rehabilitation.

The condition of the Urban, Rural and other unclassified roads is not well known but they are probably not much better than the classified roads.

Efforts are underway to finalize the Road Inventory and Condition Survey of the classified road network while KRB is sourcing for support to undertake the road inventory and condition of the unclassified roads.

1.2.3 Total Road Funding in Kenya during FY 2003/2004

In order to bring the existing road network into maintainable standards, it is estimated that about 128 billion shillings is required. However, the available sources of funds can only finance about 10% of the needs. There is, therefore, huge funding gap. During the 2003/04 FY, the following funds are expected for the road sector:-

**Table 1.2.3.1: Total Road Sector Funding
in FY 2003/2004**

	Source	Projected Funding (Ksh.)
1	Road Maintenance Levy Fund (RMLF)	8,400,000,000
2	Transit Toll Collections	200,000,000
3	Development Budget for MRPWH	8,000,000,000
4	Local Authority Transfer Fund ¹	600,000,000
TOTAL ROAD SECTOR FUNDING		17,200,000,000

¹ Estimated to be 20% of LATF

The huge funding gap can be bridged by alternative sources of funding. One such source of funding is for KRB to pursue the involvement of the private sector through such schemes as Build Operate and Transfer (BOT).

Further possibilities of increasing available funding to KRB is Government accepting to allow other road user charges (such as road / driving / inspection licenses & fees/overloading fines etc) that currently accrue to the Consolidated Fund paid to KRB Fund. Other existing sources of funding such as Produce Cess and the Local Authority Transfer Fund (LATF) should be harmonized with the RMLF to avoid duplication of efforts or overlapping activities.

The Fuel Levy rate has remained at Ksh. 5.80 per litre for several years. Even though fiscal and monetary policies have maintained inflation rate at a single digit level, inflation has over the years reduced the amount of work that can be achieved with the RMLF collections. There is a need to review the rate upwards.

To avoid the need for regular reviews, modalities of pegging the fuel levy rate to the pump price (as a percentage) should be developed.

1.3 OVERVIEW OF THE APRP DURING THE FINANCIAL YEAR 2002/2003

1.3.1 Funding during the Financial Year 2002/2003

During the Financial Year 2002/2003, a total of Ksh. 7,739,101,000, of RMLF and Ksh. 221,809,106 of Transit Tolls was collected against a projected collection of Ksh. 8,525,000,000 and Ksh. 186,192,199 of RMLF and Transit Tolls respectively.

The Road Sector has carried forward a large portfolio of on-going contracts and unpaid bills. The first draft received from the Roads Department showed a huge funding requirement of KShs. 17 billion against an available amount of only 5 Billion. This was discussed and reviewed by KRB and the Roads Department leading to this APRP where the deficit is now KShs. 75 million this 2003/04 financial year and about 1.3 billion next financial year (2004/05).

1.3.2 Disbursements

In FY 2002/2003, the Board approved a total of Ksh. 8,711,192,199 to be disbursed to all road agencies against the ceilings indicated in column 1. By December 2002, there was an under collection against projected collections and the ceilings were revised as shown in column 3. By the end of the Financial Year, the collections had improved and total disbursements increased slightly above the revised projected collections. Table 1.3.2.1 below shows disbursement of funds during FY 2002/2003.

Table 1.3.2.1: Disbursements approvals during FY 2002/2003

RECIPIENT/AGENCY	Original Approved Budget		REVISED BUDGET 15% Shortfall	TOTAL Approved for Disbursement	% of Approved Disbursement
	1	2	3	4	5
KRB Operations	255,750,000	3%	217,387,500	227,480,145	2.9%
Roads Department	4,799,250,000	57%	4,079,362,500	4,271,122,757	} 56.3%
Toll Collections	186,192,199		186,192,199	221,809,106	
Kenya Wildlife Service	60,000,000		51,000,000	51,000,000	
	4,985,442,199		4,265,554,699		
District Roads Committees		24%			
MRPWH - 24% Portion	682,000,000		579,700,000	606,613,720	7.8%
MOLG - Urban Roads	682,000,000		579,700,000	606,613,720	7.8%
DRCs - Equitable Funding	682,000,000		579,700,000	606,613,720	7.8%
Constituencies Roads	1,364,000,000	16%	1,159,400,000	1,213,227,440	15.5%
TOTAL	8,711,192,199	100%	7,432,442,199	7,804,480,608	100.0%

1.3.3 Achievements and Activities of the Board

1.3.3.1 Introduction

Using the disbursed funds, the Road Agencies undertook road work activities on the road network in Kenya with a noticeable impact.

The impact of the portion of the RMLF (16%) provided for road works in constituencies has been much more positive mainly because it is a new fund and because local people could identify with it, considering it as funds that has been directed principally to the roads that they use in their every day activities.

There is a higher awareness among local people and a larger participation in the selection of roads to be repaired has been noticed.

In addition to funding rural roads, KRB has during the Financial Year 2002/03 undertaken various activities ranging from Technical Compliance Audits, Stakeholders Workshops, Field Visits and Data Collection.

1.3.3.2 Technical Audits

Postfacto Technical Audits were done in Central (Nyeri & Kirinyaga districts) Eastern (Embu & Meru South districts) and Nyanza (Kisumu & Mogori districts) Provinces.

Realtime Technical Audits were also carried out in Nyanza Province (Kisumu, Nyando, Kuria, Gucha), Rift Valley Province (Kajiado, Nakuru, Kericho, Bomet) and Western Province (Kakamega, Butere/Mumias, Busia).


KRB is now finalizing the procurement of consultants to assist in undertaking Technical and Financial Audits.

1.3.3.3 On-going Contract Data Collection

Contract data and documents have been collected from 45 of the 72 active Road projects to be funded by KRB during the FY 2003/2004. KRB now regularly receives monthly progress reports from each of these projects.

Field visits to the on-going projects, together with information from the 45 project documents contract has enabled the compilation of a much more detailed project portfolio document. The portfolio has about 188 projects at various stages of completion. KRB is discussing with Roads Department the modalities to rationalizing this project portfolio and the identification of viable options for completing them while ensuring that the road network is maintained.


The Board also passed a resolution for road agencies to request for a 'no objection' at various stages of project identification, procurement and execution, to provide for a more realistic funds management.



1.3.3.4 Stakeholder Workshops and Training

The Board hosted several Workshops during the last financial year. These included a Roads Sector Stakeholder Workshop and one Donor liaison Meeting.

In addition, Directors and members of Staff were trained in various fields including Corporate Governance, Strategic Management and Stress Management.



2. IMPACT OF IMPROVED ROAD INFRASTRUCTURE

2.1 Contributions to the National Economy

The Economic Recovery Programme clearly identifies improvement of the infrastructure as fundamental to the improvement of the economy. Implementation of the APRP is expected to contribute significantly to infrastructure improvement and therefore to national economic growth. Better roads will also contribute to poverty reduction by lowering the costs of goods and services, improving access to social facilities and improving safety and security.

2.2 Economic, Social and Political Environment

With the new political dispensation, expectation from road users and a renewed interest in the sector from major players (Government and Development Partners), KRB and the Road Agencies will need to work extra hard to satisfy road users.

The Financial Year 2003/2004 APRP will be implemented within a strict fiscal discipline and controlled environment. KRB will ensure that Road Agencies operate within the limits of this APRP.

2.3 Funds Management and Performance

The major drawback in the performance of the road sector has been poor management of funds. It is therefore encouraging to note that the Government has embarked on economic and political reforms which aim at improving the management of public funds.

It is the objective of the Board to ensure that the available funds are managed efficiently in order to improve the level of service provided to road users.

2.4 Road Sector Strategy

The Board recognizes the need for a coherent road sector strategy. With the support of the European Union, a Consultant is currently undertaking a study to develop the Road Sub-Sector Policy and Strategy.

The Board notes with appreciation that the Ministry of Transport and Communication is formulating an Integrated National Transport Policy. The two processes will be linked at appropriate levels since the road sector policy and strategy should be in line with the Integrated National Transport Policy.

2.5 Research and Development

Research and Development (R&D) is a prerequisite for sustainable development in any field. The Roads Sector is supported by R&D in various areas such as research on road materials, Road Safety, the use of local resources and the development of local standards and specifications.

There has been tremendous research in recent years on concrete road design, materials and construction practices all over the world and use of concrete on roads construction is on the rise. The road sector is embarking on construction of a concrete road on Mbagathi road in Nairobi, as a pilot project.

To support efforts in further research on concrete roads, KRB is sourcing for funds for the development of the concrete chapters in the Roads Design Manual and the Standard Specifications for Roads and Bridges.

2.6 Private Sector Participation

Involvement of private sector with the associated competition is vital for cost effectiveness and efficiency in project delivery. KRB continues to encourage private sector participation in the Roads Sector projects. KRB wishes to see more road maintenance delivered by local contractors procured through transparent and fair competition procedures.

A study funded by the World Bank to investigate the most appropriate approach to introduce concessioning of specific road links by the private sector is about to be completed. The necessary frameworks and mechanisms to introduce this new approach are being worked out by Government. On a pilot basis, that portion of the A104 from Machakos Turn Off to the Jomo Kenyatta Airport Road will be improved to dual carriageway standards and the Nairobi Southern By-pass, starting from opposite the Kencell HQs on Mombasa road, to Rironi on Nairobi Nakuru road, will be concessioned on a Build, Operate and Transfer basis.

It is intended that such public private sector cooperation will enhance the funding available for the improvement of the road network.

2.7 Project Execution

The execution of Roads contracts involves three parties namely, the "Employer", the "Engineer" and the "Contractor". It is desirable that the Employer is distinct from the Engineer, who in turn should be distinct from the Contractor in administration and execution of road contracts. This has the advantage of clear separation of responsibilities, enhancement of efficiency and elimination of conflicts of interest.

In many projects under the Roads Department, the "Employer" and the "Engineer" are one and the same. In this situation the engineer may find it difficult to make impartial decisions when such decisions go against his employer. The combining of roles also results to inefficiency due to lack of clarity and dilution of professional responsibility, powers and authority of the engineer. It is also vital that Resident Engineers (REs) have the time to carry out supervision. When REs also hold substantive government offices or responsibilities, the project suffers.

The capacity of some Resident Engineers in terms of experience and integrity has been found wanting. All Resident Engineers should in addition to being qualified, have experience commensurate with the scope of the project and be of unquestionable integrity. The Road Sector has embarked on reviewing the process of selection and

deployment of Resident Engineers to ensure that only those qualified for that position with adequate road supervision experience are engaged on any and all road projects.

KRB encourages the use of local contractors in roads rehabilitation and maintenance following transparent procurement procedures which promote fair competition.

3 FUNDING ROAD PROGRAMMES IN FINANCIAL YEAR 2003/2004

3.1 Projected funding of the APRP for Financial Year 2003/2004

Projected collections of the RMLF and Transit Tolls during the Financial Year 2003/2004 are Ksh. 8,400,000,000 and Ksh. 200,000,000 respectively. Based on historical trends, Table 3.1.1 indicates the projected collections for Financial Years 2003/2004, 2004/2005, 2005/2006 and 2006/2007; and table 3.1.2 indicates proposed projected ceilings. These figures are conservative and with the improvement of the economy, are bound to rise.

Table 3.1.1: Projected RMLF and Transit Toll Collections (Ksh.)

Financial Year	2003/2004	2004/2005	2005/2006	2006/2007
Projections				
RMLF	8,400,000,000	8,500,000,000	8,600,000,000	8,700,000,000
Transit Tolls	200,000,000	205,000,000	210,125,000	215,378,125
Total Collections	8,600,000,000	8,705,000,000	8,810,125,000	8,915,378,125

3.2 Proposed Funds Disbursement to Road Agencies and Sub Agencies

The KRB Act currently recognizes three Road Agencies namely, the Roads Department in the MORPW&H, the KWS and 71 District Roads Committees.

KRB has proposed the amendment of the Act to designate several other Road Agencies.

In June 2003, the Minister for Roads Public Works and housing gazetted the following as sub-agencies; Urban Development Department (MOLG), Nairobi City Council, Mombasa Municipal Council, Kisumu Municipal Council, Nakuru Municipal Council and Eldoret municipal Council.

Funding from these road sub-agencies will be provided from the 24% portion of the RMLF.

The proposed funding to be disbursed to the Road Agencies and sub Agencies for the FY 2003/04 and projections for the FYs 2004/05, 2005/06 and 2006/07 are shown in Table 3.2.1 below.

Table 3.2.1: Road Agencies projected Funding Ceilings

ROAD AGENCIES		FUNDING CEILINGS			
		2003/2004	2004/2005	2005/2006	2006/2007
KRB Operations	3%	252,000,000	255,000,000	258,000,000	261,000,000
Constituencies	16%	1,344,000,000	1,360,000,000	1,376,000,000	1,392,000,000
Constituency Funds		1,155,000,000	1,260,000,000	1,260,000,000	1,260,000,000
Emergency Funds		189,000,000	100,000,000	116,000,000	132,000,000
Districts	24%	2,016,000,000	2,040,000,000	2,064,000,000	2,088,000,000
Roads Department		934,000,000	840,800,000	730,880,000	618,568,000
MOLG	100.00%	672,000,000	739,200,000	813,120,000	894,432,000
MOLG (UDD)		314,000,000	304,999,990		
MOLG (All other LAs)	34.71%	124,247,542	150,710,823	282,233,952	310,457,347
Nairobi City Council	38.12%	136,521,769	165,517,044	309,961,344	340,957,478
Mombasa Mun. C.	13.37%	47,857,334	58,052,541	108,714,144	119,585,558
Nakuru Mun. Council	4.82%	17,256,904	20,928,440	39,192,384	43,111,622
Eldoret Mun. Council	3.33%	11,904,017	14,458,860	27,076,896	29,784,586
Kisumu Mun. Council	5.65%	20,212,434	24,532,301	45,941,280	50,535,408
DRCs-Equitable		350,000,000	400,000,000	450,000,000	500,000,000
KWS		60,000,000	60,000,000	70,000,000	75,000,000
Total for Districts - 24%		2,016,000,000	2,040,000,000	2,064,000,000	2,088,000,000
Roads Department	57%	4,788,000,000	4,845,000,000	4,902,000,000	4,959,000,000
Transit Tolls		200,000,000	205,000,000	210,125,000	215,378,125
Sub-total		4,988,000,000	5,050,000,000	5,112,125,000	5,174,378,125
TOTALS (FUEL LEVY ONLY)		8,400,000,000	8,500,000,000	8,600,000,000	8,700,000,000
OVERALL TOTALS (FUEL LEVY + TRANSIT TOLLS)		8,600,000,000	8,705,000,000	8,810,125,000	8,915,378,125

4 IMPLEMENTING THE FINANCIAL YEAR 2003/2004 APRP

4.1 Assumptions Made

The APRP is based on the following assumptions:

- (i) Revenue estimates from fuel levy and Transit Toll collections will be realized.
- (ii) The macro economic and political environment will remain stable.
- (iii) Stability in the monetary and fiscal policies will be maintained.
- (vi) Stakeholder support to the Road Sector will continue.
- (v) Revenue collections will accrue steadily to facilitate regular disbursements.
- (vi) Normal weather conditions will prevail.

4.2 Constraints to the APRP

The following constraints are faced by KRB in fulfilling its mandate and the budget objectives:

- (i) Reduced RMLF collections
- (ii) Institutional Capacity of the Road Agencies
- (iii) Institutional Capacity of the Roads Sector

There is need to pursue the establishment of corporate Road Agencies and to develop mechanisms for capacity building of local contractors and consultants. Deliberate efforts must also be made to train professional and technical staff in both public and private sectors.

4.3 Implementation of the APRP

KRB expects the Road Agencies to be accountable, transparent and to operate within the budget and to adhere to transparent procurement procedures and applicable Standards and Specifications. At the same time they will follow KRB's guidelines especially on the initiation of new projects and the issuance of variation orders.

4.5 APRP Performance Evaluation

Returns received from road agencies as they carry out works contained in this APRP will be used to evaluate their performance. To achieve this, KRB will:


- (i) Carry out regular Technical Compliance and Financial Audits in accordance with good audit practice;
- (ii) Circulate Audit Reports for action to the appropriate accounting officer for the concerned Road Agency;
- (iii) Require regular financial returns and progress reports from the Road Agencies.

4.6 Projected Cash Inflow

Revenue from the RMLF is received on a monthly basis, forming the basis for disbursements to road agencies and sub agencies. It is projected that the Transit Toll funds, collected on a daily basis by the Kenya Revenue Authority will accumulate to Ksh. 200,000,000. Table 4.6.1 below depicts the projected cash flow cumulative growth of the RMLF and Transit Toll funds.

Table 4.6.1 - Projected Cash Inflows for Financial Year 2003/04

Quarter	Projected Collections	Projected Transit Toll Collections	Projected Cumulative Collections
1st Quarter (Jul-Sep, 2003)	1,949,681,994	50,000,000	1,999,681,994
2nd Quarter (Oct-Dec, 2003)	2,144,148,176	50,000,000	4,193,830,170
3rd Quarter (Jan-Mar, 2003)	2,185,490,022	50,000,000	6,429,320,192
4th Quarter (Apr-June, 2003)	2,120,679,808	50,000,000	8,600,000,000
Total Projected Collections	8,400,000,000	200,000,000	



5 OVERALL FUNDING OF THE APRP PROGRAMME IN FY 2003/2004

5.1 Total Proposed RMLF Funding as per Criteria contained in the KRB Act

Annex 1 indicates the overall funding budget against various proposed RMLF allocations as contained in the KRB Act. These proposed allocations which are a combination of RMLF funds available in the FY 2003/2004 and carried over from FY 2002/2003 have been indicated against major items of works to be undertaken by road agencies and sub agencies.

Total projected funding expenditure is Ksh. 9,206,000,000

Funding for these major items is as indicated in the following table.

Table 5.1.1

	Funding available from FY 2003/2004	8,600,000,000	
	Funding carried over from FY 2002/2003	606,000,000	
	Total Available Projected Funding	9,206,000,000	
	Main Activity Item	TOTAL FUNDING	%
1	Administration	158,250,791	1.7
2	Office Operations	529,639,216	5.8
3	Rd Wks Materials	184,300,000	2.0
4	Training	95,483,000	1.0
5	Outstanding Payments	685,400,000	7.4
6	On-Going Contracts/Consultancies	2,921,584,000	31.7
7	On-Going FA Works	1,047,520,000	11.4
8	Routine Maintenance	1,822,302,039	19.8
9	Equipment	533,843,000	5.8
10	Emergency Works	442,564,187	4.8
11	New Proposed Works	781,300,000	8.5
12	Research and Development	4,000,000	0.0
	Total	9,206,000,000	100.0

5.2 Roads Department of Ministry of Roads, Public Works and Housing

5.2.1 Designation of Roads Department as a Road Agency

In June 2003, the Minister for Roads, Public Works and Housing designated the Roads Department of Ministry of Roads and Public Works a road agency, with the responsibility for rehabilitating, developing and maintaining classes A, B and C of the classified road network.

The projected ceiling indicated for managing this network is Ksh. 4,988,000,000 which is inclusive of Ksh. 200,000,000 million to be obtained from Transit Toll collections. It is proposed that since collections of Transit Tolls is realized on the Northern corridor, it should all be ploughed back to maintain the corridor.

The broad priorities for Class A, B, and C Roads are:

- (i) Carrying out Routine and Periodic Maintenance on all maintainable roads.
- (ii) Completion of on going projects.
- (iii) Rehabilitation of deteriorated sections of the network to bring them back to maintainable standards.
- (iv) Upgrading highly trafficked sections of the network to bitumen or gravel standards. (normally funded by development budget).

Underlying the priorities mentioned above, the Roads Department is expected to identify and prioritize roads for maintenance intervention on the basis of economics, using benefit cost analysis.

5.2.2 Prioritization of maintenance intervention measures

The funds available to Roads Department (a maximum of 57% of the RMLF) will be applied for the:

- (i) Provision of maintenance for Class A, B & C roads at a sustainable level of service through the removal of bottlenecks;
- (ii) Improvement of the condition of the roads to ensure a high level of service throughout the year;
- (iii) Improvement of road safety and on environmental protection;
- (iv) Strengthening Road Department's internal capacity for planning, design, maintenance and axle load control;
- (v) Monitoring and Evaluation of the execution of works through technical and financial audit.

5.2.3 Road Maintenance and Rehabilitation Activities

The range of road maintenance and rehabilitation activities to be undertaken in the 2003/04 financial year is detailed below:-

- (i) Routine and Periodic maintenance of existing road network;
- (ii) Completion of existing Contracts at the budgeted cost or with savings;
- (iii) Reconstruction and strengthening of bridges including washouts and spot improvements;
- (iv) Rehabilitation and improvement of existing road pavements and structures;
- (v) Carrying out technical compliance and financial audits to ensure compliance with standards;
- (vi) Environmental impact assessment;
- (vii) Road Safety sensitization programme;
- (viii) Training and Capacity building;
- (ix) Encourage community participation in maintenance.

5.2.4 Priorities for A, B, & C Roads

The fundamental consideration is to give priority to those roads that offer the highest socio economic returns both in the short and long terms. Maintenance Priority should therefore be accorded to International Trunk Roads (Class A) then to National Trunk Roads (Class B) and Primary Roads (Class C) in that order for any surface type.

At the same time, those sections of the Class A, B & C roads that are included in the East African Road Network Project will be accorded maintenance priority. The East African Road Network Project is composed of five main corridors which are supported by various feeder links.

The five main corridors are:

- (i) Mombasa – Nairobi-Malaba-Kampala-Katuna
- (ii) Dar es Salaam-Dodoma-Kyotera-Mutukula-Masaka
- (iii) Biharamulo-Mukuyu-Isebania-Kisumu-Kakamega-Kitale-Lokichogio
- (iv) Tunduma-Sumbawanga-Kasulu-Nyakanazi
- (v) Tunduma-Iringa-Arusha-Namanga-Nairobi-Isiolo-Moyale

5.2.5 Major Activities of Roads Department

The table below (5.2.5.1) indicates the major items of activities of the Roads Department. Details of these activities are contained in Annex 2.

Table 5.2.5.1

	Roads Department Expenditure Main Activity Item	Budgeted Cost of Roads Department Activities
1	Administration	46,250,000
2	Office Operations	420,400,000
3	Rd Wks Materials	184,300,000
4	Training	91,483,000
5	Outstanding Payments	213,400,000
6	On-Going Contracts/Consultancies	1,971,584,000
7	On-Going FA Works	637,000,000
8	Routine Maintenance	335,800,000
9	Equipment	517,593,000
10	Emergency Works	97,890,000
11	New Proposed Works	472,300,000
	TOTAL FUNDING	4,988,000,000

5.3 Activities (on D,E and other Roads) by Roads Department funded from 24% portion of the RMLF

A portion of the RMLF has been allocated to the Road Department to finalise outstanding payments and complete on-going projects on D, E and Special Purpose roads, which were under the department's responsibility before KRB was established.

The table below indicates the major items of activities that will be carried out by the Roads Department funded by the 24% portion of the RMLF. Details of these activities are contained in Annex 3.

Table 5.3.1

	Road Work Activities on D, E and SP roads, undertaken by Rds Dpt.	24% RMLF Rds Dept	%
1	Office Operations	2,000,000	0
2	On-Going Contracts/Consultancies	708,300,000	63
3	On-Going FA Works	60,520,000	5
4	Emergency Works	160,180,000	14
5	New Proposed Works	203,000,000	18
	TOTAL FUNDING	1,134,000,000	100

5.4 Maintenance on Urban roads

KRB funds maintenance on urban roads from 24% portion of the RMLF. During this Financial Year (2003/2004), a total of Ksh. 672,000,000 has been set aside for these activities. An additional Ksh. 300,000,000 (a carryover from the FY 2002/2003) has also been made available to the Urban Development Department.

The table below (Table 5.4.1) indicates the major items of activities to be carried out on urban roads. The implementing units will be the Urban Development Department and Local Authorities. Details of these activities are contained in Annex 4.

Table 5.4.1

24% Portion of RMLS for UDD and LAs		Funding	%
	Main Activity Item		
1	Administration	21,000,000	2%
2	Outstanding Payments	472,000,000	49%
3	On-Going Contracts/Consultancies	121,000,000	12%
4	Routine Maintenance	358,000,000	37%
	TOTAL FUNDING	972,000,000	100%

Part of the funds will be spent on clearing outstanding payments incurred from contracts undertaken using the RMLF. Another part will be utilized in completing outstanding works started under the KUTIP programme and the rest of the funds has been allocated to 49 Local Authorities for routine maintenance.

5.5 Portion of 24% of the RMLF allocated equitably

The KRB Act requires that 24% of projected RMLF funding be allocated to all districts equitably to carry out routine maintenance on roads traversing constituencies. The total funding available for these activities is Ksh. 350,000,000.

The basis of equitable allocation includes factors such as population served, road kilometer length in the district, economic activities among others. The Details of the disbursement to all 71 districts are as shown on Annex 5.

5.6 Maintenance of Roads in Constituencies

The KRB Act indicates that 16% of the RMLF should be allocated equally to all 210 constituencies, for road works in constituencies. These funds are managed by the District Roads Committees.

The 16% of RMLF for Constituency Roads amounts to about Kshs 1.344 billion. The 210 constituencies will receive a total of KShs. 1.155 billion with each getting an equal amount of KShs. 5.5 million. The balance of KShs. 189 million has been set aside for emergency road works within the constituencies.

The implementation of the 16% constituency budget is currently carried out by the District Roads Engineers from MORPW&H in consultation with the DRCs. In future the budget will be implemented by corporate entities which will be dictated by the stipulations of the new constitution, especially on devolution.

The following criteria is used for identifying roads to be maintained:

- (i) All the maintainable roads are given first priority for routine maintenance in order to protect the investment.
- (ii) Roads connecting administrative, market and social centers to each other and to the classified road network, including security roads, are attended to next.
- (iii) Any remaining funds are used to improve accessibility through spot improvement.

The funds are to be utilized on administration and routine maintenance as indicated in table 5.6.1 below. Details of these activities are contained in Annex 6.

Table 5.6.1

	Main Activity Item	16% RMLF Portion for Constituency Roads	%
1	Administration	85,847,751	6
2	Routine Maintenance	1,069,152,249	80
3	Emergency Funds	189,000,000	14
	TOTAL	1,344,000,000	100

The Roads 2000 Maintenance Strategy will be applied for Routine Maintenance. This is a strategy for sustainable maintenance which focuses on the network as a whole and promotes

the use of local resources and labour where these are cost effective. Because of the focus on the network, Spot Improvement takes prominence over complete rehabilitation.

Several Development Partners are already supporting this Roads 2000 Strategy. These include SIDA, DANIDA and EU. Others like ADB, KfW and AFD are at different stages of preparing their programmes and are expected to commence direct funding support in the near future, in addition to the funding provided through the RMLF.

5.7 Maintenance of Roads in National Parks and Game Reserves

The KRB Act recognizes Kenya Wildlife Services (KWS) as a road agency. Further, the Minister for RPWH has assigned, through gazette notice, KWS as a road agency with the responsibility of maintaining approach roads and roads within National Parks and Game reserves.

The road agency is expected to carry out maintenance (routine and periodic) and utilize some of the funds for administrative purposes.

The table below (Table 5.7.1) indicates the funds to be utilized on administration and routine maintenance. Details of these activities are contained in Annex 7.

Table 5.7.1

	Main Activity Item	Part of 24% RMLF KWS	%
1	Administration	5,153,040	9
2	Routine Maintenance	54,846,960	91
	TOTAL FUNDING	60,000,000	100

ANNEX 1: Total Funding for
RMLF

ANNUAL RMLF ESTIMATES

RECEIPIENT	ITEM	%	Proposed Expenditure in FY 2003/2004	Expenditure Carried over from FY 2002/2003	Total Available for FY 2003/04
1	Kenya Roads Board	3	252,000,000	-	252,000,000
	Sub-total	3	252,000,000	-	252,000,000
2	Road Agencies:				
a	District Roads Committees	16	1,344,000,000	-	1,344,000,000
	Sub-total	16	1,344,000,000	-	1,344,000,000
b	Roads Department Ministry of Local Government	11	934,000,000	200,000,000	1,134,000,000
	Urban Roads	8	672,000,000	300,000,000	972,000,000
	District Roads Committees	4	350,000,000	106,000,000	456,000,000
	Kenya Wildlife Service	1	60,000,000	-	60,000,000
	Sub-total	24	2,016,000,000	606,000,000	2,622,000,000
d	Roads Department	57	4,788,000,000	-	4,788,000,000
	Roads Department (from Transit Tolls)		200,000,000	-	200,000,000
	Sub-total		4,988,000,000		4,988,000,000
GRAND TOTAL			8,600,000,000	606,000,000	9,206,000,000

APRP BUDGET SUMMARIES

	Main Activity / Item	Rds Department Operations	24% RMLF Rds Dept	24% RMLF MOLG and LAs	DRC 24% RMLF Equitable Fund	16% Portion DRC Constituency Roadds	24% RMLF KWS Portion	TOTAL FUNDING
1	Administration	46,250,000		21,000,000		85,847,751	5,153,040	158,250,791
2	Office Operations	420,400,000	2,000,000	-				422,400,000
3	Rd Wks Materials	184,300,000		-				184,300,000
4	Training	91,483,000		-				91,483,000
5	Outstanding Payments	213,400,000		472,000,000				685,400,000
6	On-Going Contr./Consul.	1,971,584,000	708,300,000	121,000,000				2,800,884,000
7	On-Going FA Works	637,000,000	60,520,000		350,000,000			1,047,520,000
8	Routine Maintenance	335,800,000		358,000,000		1,073,657,062	54,846,960	1,822,304,022
9	Equipment	517,593,000						517,593,000
10	Emergency Works	97,890,000	160,180,000			184,495,187		442,565,187
11	New Proposed Works	472,300,000	203,000,000		106,000,000			781,300,000
12	Research and Devpmt.							-
	TOTAL FUNDING	4,988,000,000	1,134,000,000	972,000,000	456,000,000	1,344,000,000	60,000,000	8,954,000,000

ANNEX 2: 57% RMLF Roads Department
Annual Roads Works
Programme

57% Portion Roads Department

Budget Item	Location/ District	Item No.	Description	2002/2003 Actual Exp. (Kshs.)	2003/2004 Budget (Kshs.)	2004/2005 Planned (Kshs.)	2005/2006 Planned (Kshs.)
ITEM 1: ADMINISTRATIVE SUPPORT AND MANAGEMENT SERVICES							
1.1 CONSULTANCY (DESIGN AND SUPERVISION)							
Consultancies	Nairobi HQ	1	Design and Supervision: Various Projects	85,000,000	74,000,000	75,000,000	76,000,000
Total				85,000,000	74,000,000	75,000,000	76,000,000
1.2 DESIGN (INHOUSE)							
HQs Administration	Nairobi HQ	1	HQs Operations:Design Division	1,277,000	1,300,000	1,300,000	1,300,000
Office Supplies	"	2	Stationery Supplies; Design Division	1,450,000	1,450,000	1,500,000	1,500,000
Design Division	"	1	Design Equipment	4,000,000	4,000,000	4,200,000	4,200,000
		2	P.O.L.: Design Division	1,000,000	1,000,000	1,100,000	1,200,000
		3	Office Furniture; Design Division	750,000	750,000	800,000	800,000
		4	In-house Design Projects	6,000,000	6,000,000	6,100,000	6,500,000
		5	Updating Design Manuals&Specifications	4,300,000	4,300,000	4,400,000	4,400,000
Internal Training	"	1	Design Division:Basic Training Course	2,000,000	4,000,000	3,500,000	3,500,000
Local Training	"	2	Advanced Training Program:Design Div.	3,250,000	3,250,000	3,100,000	3,100,000
Eqpt Maintenance	"	1	Mtce:Equipment Repair : Design Division	1,500,000	7,500,000	8,000,000	8,000,000
Sub-Total				25,527,000	33,550,000	34,000,000	34,500,000
1.3 ROAD SAFETY							
Road Safety	Nairobi HQ	1	Road Safety: Travelling&Accommodation	600,000	600,000	607,440	615,000
	"	2	Printing and Publicity: Road Safety	3,000,000	3,000,000	3,037,200	3,100,000
	"	3	Electricity water and conservancy: RS	250,000	300,000	303,720	307,500
	"	4	Telephone&Postal services: Road Safety	200,000	200,000	202,480	205,000
	"	5	Transport Operations: Road Safety Div.	800,000	800,000	809,920	820,000
	"	6	Purchases:Stores&Uniforms;Road Safety	400,000	400,000	404,960	410,000
	"	7	Casual wages: Road Safety Section	1,000,000	1,000,000	1,012,400	1,025,000
	"	1	RS:Costruction & Upkeep: Traffic parks	5,319,681	5,300,000	5,365,720	5,430,000
Force Account Wks	"	1	RS:Completion&Operation of KTC park	4,000,000	4,000,000	4,049,600	4,100,000
		2	Improve Dangerous road locations;RS	10,500,000	10,500,000	10,630,200	10,735,500
		3	RS:Rehabilitation&Upkeep:Traffic parks	6,000,000	6,000,000	6,074,400	6,150,000
Eqpt Maintenance	"	1	Mtce of Plant & Equipment:Road Safety	400,000	400,000	404,960	410,000
Sub-Total				32,469,681	32,500,000	32,903,000	33,308,000
1.4 SPECIAL PROGRAMMES AND ENVIRONMENT							
SP & Environment	Nairobi HQ	1	Environ. Sensitization Materials&W/Shop	3,000,000	3,000,000	3,037,000	3,073,000
	"	2	SP&Env: Transport Operations	1,500,000	1,500,000	1,519,000	1,537,000
	"	3	Environ. Reconnaissance/Impact Assess.	5,000,000	5,000,000	5,062,000	5,122,000
	"	4	Purchases:Stores&Uniform:SP/Environment	500,000	500,000	506,000	512,000
	"	5	Gender Sensitization Materials&W/Shops	2,000,000	2,000,000	2,024,000	2,048,000
Local Training	"	1	Training: SP and Environment Section	1,793,000	1,800,000	1,822,000	1,844,000
Sub-Total				13,793,000	13,800,000	13,970,000	14,136,000
1.5 MANAGEMENT INFORMATION SYSTEM							
MIS	Nairobi HQ	1	Road Inventory/Condition Survey	-	1,000,000	1,597,000	1,616,000
	"	2	HQ Operations & District Implementation	-	2,000,000	1,500,000	1,518,000
	"	3	HMS(Mtce; Data Collection; Reporting)	5,377,000	5,400,000	4,500,000	4,554,000
	"	4	MIS: Purchase of Computers	1,500,000	1,500,000	2,000,000	2,024,000
	"	5	MIS Operations	4,000,000	4,000,000	4,000,000	4,048,000
Local Training	"	1	MIS Training-HQs & District Staff	2,000,000	2,000,000	2,500,000	2,530,000
Sub-Total				12,877,000	15,900,000	16,097,000	16,290,000
1.6 KIHBT TRAINING PROGRAMME							
Training (KIHBT)	Nairobi HQ	1	Contracting(W/shops; Backup;Curr. De	2,875,600	2,076,000	2,100,000	2,125,000
	"	2	Roads training (Insp;Overseers;En	4,364,750	3,365,000	3,405,000	3,446,000
	Kisii	3	CONTRACTING (LENGTHMEN)	1,027,000	1,027,000	1,039,000	1,051,000
	"	4	IMPROVEMENT WORKS	3,280,000	4,280,000	4,331,000	4,383,000
	"	5	SPOT IMPR.(Mtce.&P/HOLE PATCHING)	410,800	410,000	415,000	420,000
	"	6	GRAVELLING USING TRACTOR/TRAILER	1,232,400	1,232,000	1,247,000	1,261,000
	"	7	GRAVELLING USING TRACTOR & Trailer	1,230,000	1,230,000	1,245,000	1,260,000
	"	8	ROAD SAFETY INCLUDING FACILITIES	2,054,000	2,000,000	2,024,000	2,048,000
	"	9	TRAINING FOR GENDER&ENVIRONMENT	102,700	103,000	104,000	105,000
	"	10	CONTRACT(W/SHOPS;BACKUP;CURR D.)	353,900	353,000	358,000	362,000
	"	11	TRAINING OF SMALL SCALE CONTRACT	10,032,987	9,032,000	9,161,000	9,270,000


Budget Item	Location/District	Item No.	Description	2002/2003 Actual Exp. (Kshs.)	2003/2004 Budget (Kshs.)	2004/2005 Planned (Kshs.)	2005/2006 Planned (Kshs.)
	Ngong	12	ROUTINE MAINTENANCE	1,027,000	1,027,000	1,039,000	1,051,000
		13	IMPROVEMENT(KIHBT CAMPUS EXT.)	2,464,800	2,465,000	2,495,000	2,525,000
		14	IMPROVEMENT(Mtce&P/holePATCHING)	1,745,900	1,746,000	1,767,000	1,788,000
		15	Routine Maintenance	2,618,850	2,620,000	2,650,000	2,681,000
		16	PLANT OPERATION (TRAINING)	1,540,500	1,540,000	1,559,000	1,577,000
		17	Training Small Scale local Contra	-	5,000,000	15,180,000	15,362,000
		18	ROAD SAFETY (DRIVING)	1,027,000	1,027,000	1,039,000	1,051,000
		19	Equipment Training	-	15,000,000	5,065,000	5,126,000
		Eqpt&Plant Purch.	Kisii	1	R2000 TRAINING(EQUIPMENT PURCHASE)	1,437,800	1,438,000
Total				38,825,987	56,971,000	57,678,000	58,364,000
1.7 MATERIALS TESTING (PR/UR/BRIDGES)							
Materials Testing	CME	1	Research;New road materials&assessment	1,500,000	1,500,000	1,530,000	1,600,000
		2	Detailed Pavement Cond. Survey (A;B;C)	5,000,000	5,000,000	4,500,000	4,500,000
		3	Research on roads construction materials	3,000,000	3,000,000	3,500,000	3,500,000
		4	Geotechnical investigations:bridge & slo	500,000	500,000	685,000	700,000
		5	Slope stability studies on roads	500,000	500,000	530,000	530,000
		6	Inventory; Bridge Structures (A;B;C Rds)	400,000	400,000	500,000	500,000
		7	Bridge Investigation;Visual&NDT Procedur	500,000	500,000	530,000	600,000
		8	Rehabilitation of Drilling equipment etc	2,000,000	2,000,000	2,000,000	2,000,000
		9	Purchase of Journals; etc	500,000	500,000	540,000	500,000
		10	Detailed Visual defect survey	1,500,000	1,500,000	1,500,000	1,500,000
		11	Computer purchase for Geotechnical;FWD	2,000,000	2,000,000	2,000,000	1,500,000
		12	Detailed Visual defect survey(D;E;&Other	-	-	-	-
		13	Laboratory reagents solvents for testing	400,000	400,000	500,000	600,000
		14	Application; Road marking Paints;Site mt	400,000	400,000	500,000	500,000
		15	NDT of selected bridges on class A;B;C	500,000	500,000	800,000	800,000
		16	Finalisation and printing RDM Part III	-	-	-	-
		17	Quality Control; Service&Repairs CME	1,000,000	4,000,000	3,500,000	3,500,000
Eqpt&Plant Purch.	"	1	Purchase of road research & rehab. Eqpt	2,310,000	2,310,000	2,490,000	3,000,000
		2	Supervisory vehicles purchase:CME	5,000,000	5,000,000	9,000,000	9,000,000
		3	Mat. Investigations Trucks purchase ;CME	10,000,000	9,000,000	5,000,000	5,000,000
Eqpt Maintenance	"	4	Repair of Vehicles; Eqpt; Plant in labs.	4,000,000	9,000,000	9,000,000	9,373,000
Total				41,010,000	48,010,000	48,605,000	49,203,000
1.8 HEADQUARTERS TRAINING PROGRAMME							
CE(Roads) Office	Nairobi	1	Misc. Expenses:Tech Admin.CE(R)	300,000	300,000	300,000	300,000
Internal Training	"	1	Adv. Courses for Engs and Surveyors:Rds	-	5,000,000	5,000,000	5,000,000
		2	Kenya College of Commun.&Technology	200,000	200,000	350,000	350,000
Local Training	"	3	Kenya Institute of Business Training (KI	200,000	200,000	362,000	362,000
		4	Kenya Institute of Administration KIA	600,000	600,000	600,000	600,000
External Training	"	5	Training Courses for Technicians	1,300,000	3,300,000	3,300,000	3,300,000
		6	Others(SProgrammes;Environ.;Disaster;etc	500,000	500,000	500,000	500,000
		7	Training Courses for Management Support	-	2,800,000	2,800,000	2,800,000
		8	Technical Administration HQ's Training	200,000	200,000	200,000	200,000
		9	SIDA Courses for Engineers	-	1,000,000	1,000,000	1,000,000
		10	ESAMI :Transport;Infrastructure;IT;&HR	2,195,000	1,500,000	1,500,000	1,813,000
		11	British Council courses for engineers	-	1,000,000	1,000,000	1,000,000
		12	World Bank Courses for Engineers	1,000,000	1,000,000	1,000,000	1,000,000
		13	TRL International Development Unit	-	-	-	-
		14	International Law Institute (ILI)	500,000	500,000	500,000	500,000
		15	International Road Federation	2,500,000	2,500,000	2,500,000	2,500,000
Conferences&Meetings	"	16	Belgium Road Research Centre	300,000	300,000	300,000	300,000
		17	JICA Courses for Engineers	-	1,000,000	1,000,000	1,000,000
		18	RIPA International	1,000,000	1,000,000	1,000,000	1,000,000
		19	Conferences and Seminars:	2,300,000	2,300,000	2,300,000	2,300,000
Total				13,095,000	25,200,000	25,512,000	25,825,000
1.9 WEIGHBRIDGE RENOVATION AND OPERATIONS							
Weighbridge Ops.	Nairobi HQs	1	MobileWB:(POL;Stationery;etc)	14,040,000	13,000,000	14,560,000	14,560,000
		2	Namanga Mobile weighbridge (POL)	700,000	800,000	896,000	896,000
		3	Monitoring unit	-	1,500,000	1,680,000	1,680,000
		4	Mariakani Weighbridge (POL)	520,000	1,000,000	700,000	700,000
		5	Athi River Weighbridge(POL)	520,000	600,000	400,000	500,000
		6	Gilgil Weighbridge(POL)	520,000	1,700,000	700,000	700,000
		7	Webuye weighbridge(POL)	520,000	600,000	400,000	500,000
		8	Isebania Weighbridge(POL)	520,000	600,000	400,000	500,000
		9	Malaba Mobile (POL)	500,000	800,000	400,000	500,000
		10	Busia Mobile (POL)	500,000	800,000	400,000	500,000
		11	Kisumu Mobile (POL)	500,000	800,000	400,000	500,000
		12	Eldoret Mobile(POL)	500,000	800,000	400,000	500,000

Budget Item	Location/District	Item No.	Description	2002/2003 Actual Exp. (Kshs.)	2003/2004 Budget (Kshs.)	2004/2005 Planned (Kshs.)	2005/2006 Planned (Kshs.)
	"	13	Mtwapa Mobile(POL)	500,000	800,000	400,000	500,000
	"	14	NairobiHQs;Thika Rd-WB Operations	500,000	3,000,000	1,901,000	1,934,000
	"	15	Miritini (POL)	500,000	800,000	400,000	400,000
	"	16	Thika-Garissa Road(POL)	-	800,000	400,000	400,000
	"	17	StaticWb(POL;Stationery;Wages;etc.)	13,020,000	14,600,000	16,352,000	16,432,000
	"	18	Upgrading;existingWB;repair-eqpt;platf.I	-	5,000,000	-	-
	"	19	Purchase of Generators (Mobile WBs)	870,000	870,000	975,000	990,000
	"	20	CivilWorks&purchase of SingleAxleS-WB	3,200,000	-	-	-
	"	21	Office Furniture and Equipment (S-WB)	500,000	500,000	560,000	567,000
	"	22	Communication Radios (Static)	500,000	-	1,000,000	1,012,000
	"	23	Load cells (Static WB)	1,700,000	-	1,000,000	1,012,000
	"	24	Electrical installation and Repairs (sta	3,300,000	5,500,000	6,160,000	6,167,000
	"	25	Purchase of Generators (Static WBs)	336,000	336,000	376,000	380,000
	"	26	Construction; Temporary Staff Quarters	-	-	-	-
	"	27	Purchase of Warning Signs	600,000	600,000	672,000	680,000
	"	28	Purchase;Chairs&Tables for Mobile WBs	95,000	95,000	281,000	285,000
	"	29	Purchase;Tents for Mobile Weighbridges	1,200,000	500,000	1,200,000	1,214,000
	"	30	Purchase;computers;printers;accessories	2,400,000	-	1,800,000	1,822,000
	"	31	Maintenance of Computers	800,000	800,000	896,000	907,000
	"	32	Rehab.-Approaches;exits&parking areas	3,000,000	13,000,000	14,560,000	14,600,000
Eqpt&Plant Purch.	"	1	Purchase; Mobile weighbridges	-	-	-	-
Eqpt Maintenance	"	2	Purchase&Installation;Weigh-In-Motion	-	3,000,000	3,000,000	3,036,000
	"	3	Service;Maintenance and repairs(static)	-	3,500,000	3,920,000	4,000,000
	"	4	Service;Maintenance and repairs (Mobile)	1,920,000	4,500,000	5,040,000	4,866,000
Sub-Total				54,281,000	81,201,000	82,229,000	83,240,000
1.10 TRANSIT TOLL OPERATIONS							
Transit Tolls Ops.		1	Transit Toll Operations:Transport Operat	800,000	800,000	810,000	820,000
		2	T-Toll Ops: Travelling and Accomodation	1,000,000	1,000,000	1,010,000	1,023,000
		3	T-Toll Ops:Purchase of stores & Uniform	336,000	300,000	303,000	284,000
Eqpt&Plant Purch.		1	T-Toll Operations:Purchase of Eqpt.& veh	-	-	-	-
Eqpt Maintenance		2	T-Toll Ops: Maintenance:Vehicle&Equipmen	4,000,000	3,000,000	3,040,000	3,100,000
Sub-Total				6,136,000	5,100,000	5,163,000	5,227,000
MATERIALS AND CAPACITY SUPPORT BUDGET							
1.11 ROAD WORKS INSPECTORATE (ALL CLASSIFIED ROADS)							
Road Safety	Nairobi HQ	1	RWI:Staff Cost;Transport Costs;Subs.etc.	10,500,000	10,500,000	10,700,000	11,000,000
	"	2	RWI-Headquarters operations	6,000,000	5,000,000	5,100,000	5,100,000
	"	3	RWI:Computers Mtce & Procurement	5,000,000	3,000,000	3,300,000	3,100,000
Eqpt Maintenance	"	1	RWI: Purchase & Vehicle maintenance	5,300,000	7,300,000	7,019,000	7,241,000
Sub-Total				26,800,000	25,800,000	26,119,000	26,441,000
1.12 TRAFFIC CENSUS/FORWARD PLANNING							
Planning Division	Nairobi	1	Casual Wages: Traffic Census	9,229,000	9,200,000	9,314,000	9,428,000
	"	2	Special Survey Field Allowance: Traffic	3,000,000	3,000,000	3,037,000	3,074,000
	"	3	Automatic Counters&Accessories:Traffic C	1,339,000	1,300,000	1,339,000	1,355,000
	"	4	Auto. Counter Machine Readers;Traffic C.	706,000	700,000	708,000	717,000
	"	5	Field allowance: Traffic Census	800,000	800,000	810,000	819,000
	"	6	Eqpt Repair;Mtce&Purchase:Tr.Census	9,000,000	2,000,000	2,024,000	2,049,000
	"	7	Advance Planning&Programming:Traffic C.	1,000,000	2,000,000	2,024,000	2,049,000
	"	8	Camping Equipment : Traffic Census	2,435,000	2,400,000	2,429,000	2,459,000
	"	9	Transport Operations : Traffic Census	5,305,000	5,300,000	5,365,000	5,431,000
Traffic Census	"	10	HQ Operations: Traffic Census	5,500,000	5,500,000	4,049,000	5,613,000
Eqpt Maintenance	"	1	Purchase of Vehicles: Traffic Census	4,000,000	4,000,000	4,049,000	4,100,000
Total				42,314,000	36,200,000	35,148,000	37,094,000
1.13 HEADQUARTERS BASED OPERATIONS							
CE(Roads) Office	Nairobi HQ	1	HQs.Ops.(Stationery;Repairs;Mtce;Purch)	20,258,000	19,300,000	19,576,000	19,854,000
	"	2	Repair/Rehab. & Mtce; Transcomm House	1,000,000	1,000,000	1,000,000	1,000,000
	"	3	Purchase/Installation:FuelTanks@Wilson	-	2,000,000	2,000,000	2,000,000
Total				21,258,000	22,300,000	22,576,000	22,854,000
1.14 TECHNICAL COMPLIANCE (TC)							
Internal TC/FAudits	Nairobi HQ	1	TC Div.:HQsOps.(POL/Stationery/Materials	6,000,000	5,000,000	5,600,000	5,668,000
Eqpt Maintenance	"	1	TC Division: Purchase of Vehicles	2,000,000	6,000,000	5,536,000	5,602,000
Total				8,000,000	11,000,000	11,136,000	11,270,000
ITEM 3: ONGOING CONTRACTS BUDGET							
3.1 TRUNK ROAD REHABILITATION CONTRACTS							
Maintenance Div.	Nairobi HQ	1	HQs Operation: Maintenance Division	20,000,000	8,000,000	5,000,000	6,000,000
Consultancies	Mwingi/Tana Rive	1	Kalanga C- L/Hamaris	-	500,000	-	-

Budget Item	Location/District	Item No.	Description	2002/2003 Actual Exp. (Kshs.)	2003/2004 Budget (Kshs.)	2004/2005 Planned (Kshs.)	2005/2006 Planned (Kshs.)
Contracts	Baringo	2	Saos - Tenges (Addendum IV)	-	500,000	-	-
	Kajiado	3	Athi River-Namanga	5,000,000	17,300,000	-	-
	Kiambu	4	Rironi - Mai Mahiu	5,000,000	900,000	-	-
	"	5	Limuru-Tigania-Limuru-Ndenderu-Ruaka	-	1,000,000	-	-
	Muranga/Nyeri	6	Marua - Nyeri - Kiganjo - Marua Loop	95,000,000	16,300,000	-	-
	Mwingi/Tana River	7	Kalanga C - L/Hamaris	18,875,600	9,500,000	-	-
	Kericho/Bomet	8	Kericho - Sotik	-	-	-	-
	Baringo	9	Saos - Tenges (Addendum IV and V)	45,000,000	52,300,000	-	-
	Rehabilitation Wks	Nairobi	1	Juja Road (Pangani - Outer Ring)	60,000,000	140,000,000	15,000,000
Kiambu		2	Githunguri - Ndumberi/Kiambu- Laini	20,000,000	7,300,000	-	7,300,000
Muranga		3	Muranga - Kangema	50,000,000	9,300,000	-	-
Nyandarua		4	Magumu - Njabini	15,785,679	114,800,000	20,000,000	20,000,000
Muranga/Nyeri		5	Kangema - Nyeri	69,000,000	10,200,000	-	-
Thika		6	Thika - Gatanga	-	30,000,000	80,000,000	80,000,000
Coast		7	Miritini - Saba Saba	58,000,000	41,000,000	-	-
Meru Central & N		8	Meru - Maua	40,000,000	69,000,000	80,000,000	120,000,000
Kisumu		9	Kisumu - Yala	90,000,000	163,500,000	40,000,000	40,000,000
Nyando/Kisii		10	Ahero-Kisii	19,222,538	900,000	-	-
Kericho/Bomet		11	Sotik - Amala	107,000,000	152,500,000	80,000,000	40,000,000
Nakuru		12	Naivasha - Longonot turnoff	-	-	-	-
Trans Nzoia		13	Kitale - Endebess	-	900,000	-	-
Rehab. Works	Nairobi/Thika	1	A2: Nairobi-Thika	-	10,000,000	80,000,000	80,000,000
	Kiambu	2	Kiambu - Ruiru - Kamiti	-	10,000,000	80,000,000	60,000,000
	Nyeri	3	Muranga-Sagana & (C 71)-K. - Marua(A2)	40,000,000	66,800,000	80,000,000	120,000,000
	Coast	4	Mombasa - Malindi	-	-	40,000,000	70,000,000
	Meru South	5	Approaches to Nithi Bridge	20,000,000	-	-	-
	Eastern Province	6	Machakos Turnoff - Masii	-	10,000,000	70,000,000	-
	"	7	Masii - Kitui	-	10,000,000	70,000,000	80,000,000
	"	8	Nkubu - Meru - A2Junction at Lewa (B6)	-	-	70,000,000	80,000,000
	"	9	B6: Embu - Thuchi River	-	20,000,000	75,000,000	120,000,000
	Nyanza	10	Kisian - Bondo	41,000,000	40,000,000	60,000,000	80,000,000
	"	11	Bondo - Usenge	41,000,000	40,000,000	60,000,000	80,000,000
	Laikipia	12	Laikipia AirForce and Army base access R	-	-	-	-
	Western Province	13	A1: Kisumu - Kakamega	-	10,000,000	40,000,000	-
	"	14	A1: Kakamega - Webuye	-	10,000,000	40,000,000	-
Total				859,883,817	1,072,500,000	1,085,000,000	1,098,300,000
3.2 RESEALING /RECARPETING CONTRACTS							
Maintenance Div.	Nairobi	1	HQ Operations: Maintenance Division	10,000,000	5,000,000	-	-
Reseal/Recarpeting	Eastern	1	Lare - Mutuati	10,200,000	4,000,000	-	-
	R/Valley	2	Kabartonjo - Kipsaraman	-	-	-	-
	"	3	RD 0395: Junction to to Kabarak	-	1,700,000	-	-
	"	4	RD 0332: Kakuma - Lokichogio	33,092,717	20,000,000	-	-
	"	5	RD 0329: Mau Summit - Njoro - Mau Narok	30,000,000	14,800,000	-	-
	"	6	Molo - Olenguruone	-	900,000	-	-
	"	7	RD 0337: Cheptiret - Moi University	-	24,000,000	-	-
	"	8	RD 0382-02;C55 Machege - Eldama Ravine	70,000,000	45,000,000	-	-
	"	9	Elementaita - Mau Narok	11,000,000	4,300,000	-	-
	Central	10	RD 0365: Uplands - Longonot Turn Off	53,000,000	171,524,000	60,000,000	20,000,000
	Coast	11	RD 0362: Bachuma Gate - Maji ya Chumvi	12,000,000	50,000,000	24,400,000	-
	Eastern	12	NYB/21/97-98: E817 Farm - Kaweiru	10,800,000	12,000,000	-	-
	R/Valley	13	RD 0347: Sosiot - Sondu	35,301,944	9,100,000	7,800,000	-
	"	14	Nakuru-Marigat	80,000,000	104,800,000	80,000,000	113,000,000
	"	15	Nabkoi - Kapsabet	45,000,000	85,500,000	90,000,000	189,500,000
	Central	16	Naivasha - Kirima - Ndunyu Njeru	80,000,000	72,900,000	12,900,000	20,000,000
	R/Valley	17	RD0330: Timboroa - Meteitei - Songhor	86,000,000	68,800,000	12,100,000	4,300,000
	Central	18	RD024: Muranga - Gitugi	2,500,000	15,000,000	53,000,000	100,000,000
	"	19	Karatina State Lodge-Chaka (D451;D450)	-	50,000,000	100,000,000	140,000,000
	"	20	Nyeri&Othaya Loop Roads(E1681/E550/G58)	-	80,000,000	100,000,000	24,000,000
	"	21	Kagio-Baricho-Kerugoya/Baricho-Kibirigwi	-	15,000,000	45,000,000	100,000,000
	Eastern	22	Machakos - Kangundo	-	-	-	-
	Nyanza	23	Rongo - HomaBay	-	-	50,000,000	-
	"	24	Kisii - Kilgoris (C17)	-	-	50,000,000	-
	"	25	Sotik - Keroka/Metamaywa (B3)	-	-	50,000,000	-
	"	26	Rodi Kopany - Karungu (C18)	-	-	50,000,000	-
	"	27	C19: Katito - Kendu Bay	-	10,000,000	50,000,000	75,000,000
	Western	28	Mumias - Bungoma - Chwele (C33)	-	-	40,000,000	100,000,000
TOTAL				568,894,661	864,324,000	875,200,000	885,800,000

Budget Item	Location/District	Item No.	Description	2002/2003 Actual Exp. (Kshs.)	2003/2004 Budget (Kshs.)	2004/2005 Planned (Kshs.)	2005/2006 Planned (Kshs.)
3.3 UNPAVED ROADS GRAVELLING/SPOT IMPROVEMENT							
Maintenance Div.	Nairobi	1	HQs Operations	13,000,000	-	-	-
Gravelling Works	Nyanza	1	RG940-02: Kima - Maseno	-	400,000	-	-
		2	RG350-01: Mwatate - Taveta (A23)	-	7,200,000	-	-
	Taita Taveta	3	RG360-01: Tarasa-Ngoo-Ngoroboni (E878)	-	3,000,000	-	-
		4	RG440-03: Kithimani-Makutano (C100)	10,304,371	2,700,000	-	-
	Machakos	5	RG430-01: Kavati -Bondoni (C94)	-	4,900,000	-	3,200,000
	Kitui/Mwingi	6	RG510-02: Garissa-Daadab A3	38,000,000	-	45,000,000	75,000,000
	Garissa	7	RG640-01: Rodi Kopany-Rangwe C18	5,000,000	2,600,000	-	-
	Homa Bay	8	RG720-02: Londiani - Fortenan C35	44,000,000	87,300,000	40,000,000	10,000,000
	Kericho	9	RG720-02: Londiani - Fortenan C35	-	400,000	-	-
	"	10	Nanyuki - Doldol (E760)	60,000,000	95,300,000	65,000,000	100,000,000
	Laikipia	11	Maili Tatu-Ndalu (Tiwani - Wpokot Boundar	20,000,000	100,000,000	40,000,000	-
	Trans Nzoia	12	RG77005:Kipsomba-Kimilili(R35)/MajiMuzur	15,000,000	81,700,000	40,000,000	10,000,000
	Uasin Gishu	13	RG780-03:KCC-Ndanai-GorgorC15/C14	-	3,100,000	-	-
	Baringo	14	RG810-01: Marigat - Muchongoi C51	23,000,000	92,000,000	50,000,000	12,000,000
	Marakwet	15	RG870-01:Kapsowar-Maina-Chesoi-Chesongoc	18,000,000	14,000,000	-	-
	Busia	16	RG920-01:Buyofu-Mungatsi-Kimaeti-C32/D2	-	6,000,000	-	-
Gravelling Works	Makueni	1	Tawa - Kilala	-	-	20,000,000	30,000,000
	Meru North	2	RG490-09: Amos - Isiolo (E485)	12,000,000	-	-	-
	Mwingi	3	Kalanga Corner (A3) - Ngomeni - Mitamisy	-	-	20,000,000	30,000,000
	Migori	4	Migori - Muhuru Bay (C13)	26,000,000	10,000,000	65,000,000	10,000,000
	Kakamega	5	Kakamega-Ingotse-Nambacha-Shihanda(C41/	-	10,000,000	45,000,000	75,000,000
	"	6	Ebyango - Ekero (C33)	-	10,000,000	45,000,000	75,000,000
	Butere/Mumias/Siaya	7	Musanda-Butere-Sigomere-Ugu-Ukwalia(C90)	-	10,000,000	45,000,000	75,000,000
	Kuria	8	Migori - Kehancha (C13)	-	-	20,000,000	30,000,000
	Rachuonyo	9	Oyugis - Rangwe - Rodi (C18)	-	-	20,000,000	30,000,000
	Bungoma	10	RG910-02:Chwele-Sirisia-Lwakhaka(C42/D27	-	1,400,000	-	-
	Teso	11	RG970-02: Busia Malaba(C43) Structure	5,000,000	11,100,000	-	1,200,000
TOTAL				289,304,371	553,100,000	560,000,000	566,400,000
3.4 BRIDGING PROGRAMME							
Bridging Works	Nairobi	1	RD385:Kenyatta University-Thika Rd Footb	10,200,000	10,000,000	3,500,000	-
	Kiambu	2	RD402: Kamandura Bridge A104	7,000,000	5,000,000	2,000,000	4,000,000
	Maragua	3	Irati Bridge C70	3,000,000	6,000,000	3,028,000	5,000,000
	Makueni/Kitui	4	Athi Bailey Footbridge (B7)	10,800,000	-	-	-
	Nairobi	1	Footbridge on Valley Road off A104	5,000,000	10,000,000	12,000,000	4,000,000
	"	2	Footbridge:Ruaraka:Nat.Intelligence Serv	7,000,000	-	15,000,000	5,000,000
	Nyeri	3	Miirini Bridge	-	5,000,000	3,000,000	8,000,000
	Garissa	4	Habaswein B9	10,000,000	8,000,000	4,000,000	12,000,000
	Rift Valley	5	Chebarbai Box Culvert	-	-	2,000,000	7,080,000
	TOTAL				53,000,000	44,000,000	44,528,000
3.5 ROUTINE MAINTENANCE CONTRACTS							
Reseal/Recarpeting	Coast	1	RD32: Miritini Section and Nyali Bridge	500,000	500,000	-	-
	Rift Valley	2	C60:Ngong-Kiserian (Contract RD0394)	58,500,000	58,500,000	59,202,000	59,912,000
TOTAL				59,000,000	59,000,000	59,202,000	59,912,000
ITEM 4: AGENCY FUNDS BUDGET							
4.1 MAGADI SODA CO. LTD SUB-AGENCY FUND (PR)							
Reseal/Recarpeting	Kajiado	1	C58:MbagathiRd Mtce:Magadi Soda Co.Ltd	3,360,000	3,360,000	3,450,000	3,492,000
TOTAL				3,360,000	3,360,000	3,450,000	3,492,000
ITEM 5: PURCHASE OF BITUMEN AND EMULSIONS							
Bitumen&Emulsions	Nairobi	1	Purchases:Emulsions - for Road Maintenanc	10,000,000	45,000,000	50,635,000	46,196,000
	"	2	Purchases:Bitumen 80/100(Rds Maintenance	22,000,000	55,000,000	55,775,000	56,461,000
	"	3	Purchase of Premix Type II/Materials	10,000,000	10,000,000	5,141,000	10,266,000
TOTAL				42,000,000	110,000,000	111,551,000	112,923,000
ITEM 6: ROAD FURNITURE /ROAD MARKING							
R-Safety Materials	Nairobi	1	Road Furniture/Road Safety Materials(PR/	8,000,000	8,000,000	8,113,000	8,212,000
	"	2	Road Furniture/Road Safety Materials (PR	20,000,000	16,000,000	16,226,000	16,425,000
	"	3	Purchase of Beads/Studs/Epoxy	20,000,000	8,000,000	8,113,000	8,213,000
	"	4	Purchase&Application; Thermoplastic Pain	5,000,000	2,000,000	2,029,000	2,053,000
	"	5	Purchase of Paints and Thinners/Painting	20,000,000	23,000,000	23,324,000	23,611,000

Budget Item	Location/ District	Item No.	Description	2002/2003 Actual Exp. (Kshs.)	2003/2004 Budget (Kshs.)	2004/2005 Planned (Kshs.)	2005/2006 Planned (Kshs.)
Eqpt&Plant Purch.	"	1	Purchase:Road Marking Eqpt per Province	-	4,000,000	4,056,000	4,106,000
TOTAL				73,000,000	61,000,000	61,861,000	62,620,000
ITEM 7: ROAD RESERVE CAMPS							
Design Division	Nairobi	1	Road Corridors & Reserves Title Surveys	6,850,090	3,850,000	3,905,000	3,953,000
TOTAL				6,850,090	3,850,000	3,905,000	3,953,000
ITEM 8: EQUIPMENT MAINTENANCE AND REHABILITATION (CM&TE)							
Eqpt & Plant Purch.	CMTE/HQ	1	Purchase:Supervisory Veh. Plant and Equi	-	-	-	-
Eqpt Maintenance	"	2	CMTE:HQs Operations and Maintenance	-	5,000,000	5,070,000	5,131,000
	"	3	Maintenance:Vehicles; Plant and Equipmen	40,000,000	42,000,000	42,592,000	43,103,000
Spare Parts. Purch.	"	4	Purchase: Spare Parts for Vehs; Plant a	-	15,300,000	15,515,000	15,701,000
TOTAL				40,000,000	62,300,000	63,177,000	63,935,000
ITEM 10: EMERGENCY INTERVENTONS PROGRAMME (MORPWH)							
Emergency 57% RMI	MORPWH	1	Emergency: Wks (57% RMLF Portion)	263,346,697	97,889,000	98,656,000	99,294,000
TOTAL				263,346,697	97,889,000	98,656,000	99,294,000
ITEM 11: PURCHASE OF VEHICLES AND EQUIPMENT FOR ROAD MAINTENANCE							
Eqpt&Plant Purch.	Nairobi	1	Purchase/Hire&Mtce:St.Wheel/P.Rollers	10,000,000	8,000,000	8,114,000	8,213,000
	"	2	Purchase/Hire&Mtce: Pedestrian Rollers	20,000,000	9,000,000	9,128,000	9,240,000
	"	3	Purch./Hire&Mtce:Graders;Trucks&Shovels	60,000,000	111,000,000	112,566,000	113,950,000
	"	4	Purch./Hire&Mtce:Premix/BatchingP.&Dist.	30,000,000	18,000,000	18,255,000	18,479,000
	"	5	Re-equiping Resealing Units	-	126,000,000	127,777,000	129,349,000
Superv. Veh.Purch.	"	6	Purchase: Supervisory Vehicles	35,000,000	56,280,000	57,074,000	57,776,000
SpareParts. Purch.	"	7	Purch.:Grader Blades;Tyres/Tubes/Batteri	32,562,512	32,565,000	33,025,000	33,431,000
TOTAL				187,562,512	360,845,000	365,939,000	370,438,000
ITEM 12: ROUTINE MAINTENANCE BUDGET							
12.1: RESEALING							
Maintenance Div.	Provinces	1	Hire of Labour for Maintenance:Various R	-	56,000,000	56,790,000	57,489,000
	Nairobi	2	HQs Resealing(POL:Stationery/OfficeExp.)	15,000,000	13,000,000	13,184,000	13,346,000
	"	3	Ops.: Athi River&Wilson Depot/Camps.	5,000,000	5,000,000	5,070,000	5,132,000
	"	4	Ops.:Emergency/Training Resealing Unit	16,000,000	13,000,000	13,183,000	13,345,000
	Kiambu HQ	5	Operations of Resealing Unit II (Ngubi)	18,000,000	4,000,000	10,142,000	10,266,000
	"	6	Kabete-Machakos TOff(Resealing Unit II)	8,000,000	6,000,000	6,085,000	6,160,000
	Muranga HQ	7	Ops: Resealing Unit VII (Sagana)	15,000,000	4,000,000	9,126,000	9,239,000
	Mombasa HQ	8	Operations of Resealing Unit VI (Miritin	16,000,000	4,000,000	10,142,000	10,266,000
	Machakos HQ	9	Ops: Resealing Unit III (Sultan Hamud)	21,000,000	4,000,000	10,142,000	10,266,000
	Meru Central HQ	10	Operations: Resealing Unit XII(Gakoromon	-	4,000,000	9,126,000	9,239,000
	Kisii Central HQ	11	Operations: Resealing Unit XI (Suneka)	15,000,000	4,000,000	9,126,000	9,239,000
	Kisumu HQ	12	Operations: Resealing Unit X (Ahero)	15,000,000	4,000,000	10,141,000	10,266,000
	Kericho HQ	13	Operations: Reseling Unit IV (Kericho)	18,000,000	4,000,000	10,142,000	10,266,000
	Nakuru HQ	14	Operations of Resealing Unit V (Gilgil)	20,000,000	4,000,000	10,142,000	10,266,000
	Narok HQ	15	Operations: Resealing Unit XIII(Narok)	-	4,000,000	9,126,000	9,239,000
	Uasin Gishu HQ	16	Operations of Resealing Unit I (Eldoret)	15,000,000	4,000,000	10,142,000	10,266,000
	Koibatek HQ	17	Ops. of Resealing Unit VIII (Makutano)	15,000,000	4,000,000	9,126,000	9,239,000
	Bungoma HQ	18	Ops: Resealing Unit IX (Webuye)	15,000,000	4,000,000	9,128,000	9,239,000
	Vihiga HQ	19	Operations: Resealing Unit XIV(Vihiga)	-	4,000,000	9,126,000	9,239,000
Eqpt&Plant Purch.	Nairobi HQ	1	Purch./Hire&Mtce:Handrollers&Sprayers	12,000,000	7,000,000	7,100,000	7,187,000
TOTAL				239,000,000	156,000,000	236,289,000	239,194,000
12.2: ROUTINE MAINTENANCE (PR)							
Office Expenses	Nairobi	1	Ops.: Provincial Resealing Unit/Nairobi	300,000	3,000,000	3,070,000	3,132,000
	Central	2	Ops.: Provincial Resealing Unit/Central	10,000,000	4,000,000	6,084,000	6,159,000
	Coast	3	Ops.: Provincial Resealing Unit/Coast	10,000,000	4,000,000	5,070,000	5,132,000
	Eastern	4	Ops.: Provincial Resealing Unit/Eastern	10,000,000	3,000,000	5,070,000	5,132,000
	North Eastern	5	Ops.: Provincial Resealing Unit/NEProv.	5,000,000	3,000,000	3,042,000	3,079,000
	Nyanza	6	Ops.: Provincial Resealing Unit/Nyanza	10,000,000	4,000,000	6,084,000	6,159,000



Budget Item	Location/ District	Item No.	Description	2002/2003 Actual Exp. (Kshs.)	2003/2004 Budget (Kshs.)	2004/2005 Planned (Kshs.)	2005/2006 Planned (Kshs.)
Patching & Repairs	Rift Valley	7	Ops.: Provincial Resealing Unit/R.Valley	10,000,000	4,000,000	6,084,000	6,159,000
	Western	8	Ops.: Provincial Resealing Unit/Western	10,000,000	5,000,000	5,070,000	5,132,000
	Nairobi HQ	1	C98: Kangundo Road	500,000	6,500,000	6,062,000	6,105,000
	"	2	D380/D400: Kahawa West Road	500,000	2,000,000	2,028,000	2,053,000
	"	3	C59: Outer Ring Road	500,000	2,500,000	507,000	513,000
	"	4	C63: Kikuyu - Dagoretti	500,000	1,500,000	507,000	513,000
	Nairobi/Kajiado	5	C58: Ongata Rongai - Kiserian	2,000,000	1,750,000	1,774,000	1,796,000
	"	6	C60: Valley Road - Ngong	3,000,000	1,750,000	1,774,000	1,796,000
	"	7	C58: Bomas Of Kenya - Ongata Rongai	3,000,000	1,750,000	1,774,000	1,796,000
	Nairobi HQ	8	A2: Thika - Makutano	5,000,000	3,500,000	2,535,000	2,566,000
	"	9	A2: Nairobi - Thika	4,000,000	5,750,000	1,774,000	1,796,000
	"	10	A104: Nairobi - Limuru	4,000,000	3,500,000	2,535,000	2,566,000
	Central	11	A2: Karatina - Nyeri	500,000	5,500,000	507,000	513,000
	"	12	A2: Makutano - Makuyu - Sagana	1,000,000	1,750,000	760,000	769,000
	"	13	C75: Kiganjo - Kanjora	1,000,000	750,000	760,000	769,000
	"	14	A2: Sagana - Marua	3,000,000	2,000,000	2,200,000	2,226,000
	"	15	B5: Nyeri - Nyahururu	4,000,000	13,000,000	2,028,000	2,051,000
	Kiambu	16	C64: A2 - Kiambu	500,000	4,500,000	507,000	513,000
	"	17	A104: Limuru Longonot	-	3,000,000	3,200,000	3,250,000
	"	18	C63: Kikuyu - Ndenkeru	200,000	1,200,000	202,000	205,000
	"	19	C65: Ruiru - Githunguri - Uplands	500,000	500,000	507,000	513,000
	"	20	C63: Ruiru - Kiambu	500,000	500,000	507,000	513,000
	Nairobi	21	C62: Muthaiga RoundAbout-UNEP-Ruaka	2,000,000	1,750,000	1,774,000	1,796,000
	Kiambu	22	C88: Rironi - Mai Mahiu - Naivasha	500,000	1,500,000	507,000	513,000
	Kirinyaga	23	C73: Sagana - Samson's Corner	500,000	500,000	507,000	513,000
	"	24	C74: Kiangai - Kutus	500,000	500,000	507,000	513,000
	Muranga	25	C73: Sagana - Muranga	1,000,000	750,000	760,000	769,000
	Nyandarua	26	C77: Nyahururu - Ol Kalau - Karuga	2,000,000	7,000,000	7,098,000	7,186,000
	Nyeri	27	C74: Karatina - DB Kirinyaga	500,000	500,000	507,000	513,000
	Thika	28	A3: Thika - Ngoliba	200,000	4,200,000	202,000	205,000
	"	29	C70: Thika - Kandara	4,000,000	6,000,000	2,028,000	2,053,000
	"	30	A2: Kahawa Barracks - JKUAT - Thika	1,000,000	15,750,000	760,000	769,000
	"	31	C67: Thika - Gatura Road	2,000,000	-	-	-
	"	32	A2: Thika - Makutano	200,000	4,200,000	202,000	205,000
	"	33	C66: Thika - Junction A104	-	2,000,000	2,200,000	2,226,000
	"	34	C70: Thika - Gacharage	500,000	2,000,000	2,028,000	2,053,000
	Maragwa	35	C71: Makutano Kenol - Muranga	1,500,000	1,250,000	1,267,000	1,283,000
	Coast	36	A109: Voi - Bachuma	500,000	500,000	507,000	513,000
	"	37	B8: Mombasa - Kilifi	15,000,000	13,000,000	23,324,000	23,611,000
	Kilifi	38	C111: Mazeras - Kaloleni	1,000,000	3,750,000	760,000	769,000
	"	39	B8: Kilifi - Masongoni	700,000	700,000	709,000	718,000
	Kwale	40	A14: Likoni - Lunga Lunga	1,200,000	2,750,000	2,788,000	2,823,000
	"	41	C106: Kombani - Kwale	1,000,000	2,500,000	2,535,000	2,566,000
	Mombasa	42	C114: Jnctn. A109 - Jnctn. A14	500,000	500,000	507,000	513,000
	"	43	A14: Buxton - Likoni	200,000	200,000	202,000	205,000
	"	44	B8: Saba Saba - Mtwapa	1,000,000	750,000	760,000	769,000
	Taita Taveta	45	C104: Mwatate - Wundanyi	500,000	2,500,000	507,000	513,000
	"	46	A23: Voi - Mwatate	1,500,000	6,250,000	1,265,000	1,283,000
	"	47	C105: Voi Loop	200,000	200,000	202,000	205,000
	Tana River	48	C112: Jnct. B8 - Witu	500,000	500,000	507,000	513,000
	Malindi	49	B8: Malindi - Masongoni	1,500,000	1,250,000	1,267,000	1,283,000
	Eastern	50	A2: Laikipia - Isiolo	4,000,000	4,500,000	2,535,000	2,566,000
	"	51	B6: Nkubu - Meru - Lewa	2,000,000	10,000,000	20,282,000	20,531,000
	"	52	A3: Ngoliba - DB Mwingi	1,500,000	8,250,000	1,267,000	1,283,000
	"	53	A3: Kathyoko - Ukase	2,000,000	6,750,000	1,774,000	1,796,000
	"	54	B6: DB Embu - DB Meru South	3,000,000	1,750,000	1,774,000	1,796,000
	Mbeere	55	B7: DB Embu - DB Tana River	1,000,000	3,750,000	760,000	769,000
	Isiolo	56	A2: DB Meru - Isiolo	1,000,000	5,750,000	760,000	769,000
Kitui	57	B7: Kitui - Syongila	500,000	500,000	507,000	513,000	
Meru North	58	C91: Meru - Maua	1,500,000	-	-	-	

Budget Item	Location/District	Item No.	Description	2002/2003 Actual Exp. (Kshs.)	2003/2004 Budget (Kshs.)	2004/2005 Planned (Kshs.)	2005/2006 Planned (Kshs.)
	Kitui	59	B7: Kangonde - DB Tana River	1,000,000	1,750,000	760,000	769,000
	"	60	C97: Machakos DB - Kitui	1,500,000	1,250,000	1,267,000	1,283,000
	"	61	C96: Kyluni - Sombe	800,000	800,000	811,000	821,000
	Machakos	62	C100: Makutano - Kithimani	200,000	200,000	202,000	205,000
	"	63	A109:Machakos TOff-MtitoAndei (RU III)	7,000,000	5,500,000	2,535,000	2,566,000
	"	64	A109: Mtito Andei-Bachuma Gate (RU III)	3,000,000	3,750,000	1,774,000	1,796,000
	"	65	A04/A109:Nairobi-MachakosTOff(RU III)	8,000,000	4,000,000	4,056,000	4,106,000
	"	66	C99: Machakos - Kangundo	2,000,000	7,000,000	10,141,000	10,265,000
	"	67	C97: Machakos - Makutano - DB Kitui	2,000,000	2,750,000	1,774,000	1,796,000
	"	68	A109: Athi River Emergency Unit	500,000	2,500,000	507,000	513,000
	Meru Central	69	B6:JctnA2 MeruTown-MeruSouthDB(Keria)	2,000,000	3,750,000	1,774,000	1,796,000
	"	70	C91:B6 Meru-DB Nyambene(Meru North)	1,500,000	3,250,000	1,267,000	1,283,000
	Makueni	71	C101: Ukia - Thwake	300,000	300,000	304,000	307,000
	Meru South	72	B6: DB Embu - DB Meru Central	800,000	2,800,000	811,000	821,000
	North Eastern	73	A3: Laga Hamaris - Garissa	1,000,000	750,000	760,000	769,000
	Nyanza	74	B1: Ahero - Awasi	5,000,000	3,000,000	4,056,000	4,106,000
	"	75	C27: Kisian - Bondo	3,200,000	1,200,000	1,216,000	1,231,000
	"	76	A1: Kisumu - Ahero	5,000,000	4,500,000	4,563,000	4,619,000
	"	77	C19: Katitu - Kendu Bay	13,000,000	10,000,000	20,282,000	20,531,000
	Kisii Central	78	A1: Kisii - Rongo	3,300,000	3,050,000	3,093,000	3,131,000
	"	79	B3: Kisii - Keroka	5,000,000	3,750,000	1,774,000	1,796,000
	Gucha	80	C17: Kisii - Nyangusu	5,000,000	7,750,000	14,957,000	15,141,000
	Kisumu	81	C86: Daraja Mbili - Kiboswa	1,000,000	4,000,000	4,056,000	4,106,000
	"	82	C34: Kisumu - Chemelil	2,000,000	3,750,000	1,774,000	1,796,000
	Nyando	83	C34: Chemelil - Muhoroni	1,000,000	4,500,000	4,563,000	4,619,000
	Nyando/Kisii	84	A1: Ahero - Kisii	3,000,000	2,500,000	2,535,000	2,566,000
	Nyando	85	C35: Muhoroni - Koru	500,000	500,000	507,000	513,000
	Siaya	86	C29: Luanda - Siaya	3,000,000	2,500,000	2,535,000	2,566,000
	Bondo	87	C27: Bondo - Usenge	3,000,000	-	2,028,000	2,053,000
	Homa Bay	88	C18: Rodi Kopany - Karungu	5,500,000	16,000,000	16,225,000	16,425,000
	"	89	C20: Rongo - Homa bay	5,200,000	14,200,000	21,498,000	21,763,000
	Nyamira	90	B3: DB Nyamira - DB Buret	2,500,000	2,250,000	1,267,000	1,283,000
	"	91	B3: Keroka - Chebilat	4,000,000	2,750,000	760,000	769,000
	Migori	92	A1: Mukuyu - Migori	6,500,000	3,500,000	3,549,000	3,593,000
	"	93	A1: Rongo - Migori	2,000,000	1,750,000	1,774,000	1,796,000
	Kajiado	94	C102: Loitokitok - Kibauni	6,000,000	2,750,000	2,788,000	2,823,000
	"	95	A104: Kajiado - Namanga	2,000,000	3,000,000	3,042,000	3,079,000
	"	96	C58: Ongata Rongai - Isinya	3,000,000	1,750,000	1,774,000	1,796,000
	"	97	C60: Bulbul - Ngong	1,000,000	750,000	760,000	769,000
	"	98	A104: Isinya - Kajiado	1,000,000	2,750,000	2,788,000	2,823,000
	Kericho	99	B1: Mau Summit - DB (Awasi)	2,000,000	4,500,000	1,521,000	1,539,000
	Laikipia	100	C77: Nyahururu - Rumuruti	1,000,000	2,750,000	760,000	769,000
	"	101	B5: DB Nyeri - DB Nakuru	-	750,000	760,000	769,000
	"	102	A2: Nanyuki - DB Nyeri	500,000	500,000	507,000	513,000
	"	103	C76: Junction A2 - DB Nyandarua	500,000	500,000	507,000	513,000
	"	104	A2: Nanyuki - Liki River	500,000	500,000	507,000	513,000
	"	105	C76: Nanyuki - End of Tarmac	1,000,000	750,000	760,000	769,000
	Nakuru	106	B5: Nakuru - Subukia - DB Nyandarua	2,000,000	1,750,000	1,774,000	1,796,000
	Narok	107	C56: Molo - Olonguruone	-	5,000,000	10,141,000	10,265,000
	Nakuru	108	C69: Lanet - DB Nyandarua	1,500,000	2,250,000	1,267,000	1,283,000
	Narok	109	B3: Mai Mahiu - Narok RU V)	8,300,000	7,300,000	3,346,000	3,387,000
	Resealing Unit V	110	A104: Gilgil - Nakuru	2,000,000	3,750,000	1,774,000	1,796,000
	Nakuru	111	C77: Gilgil - DB Nyandarua (RU V)	1,500,000	3,250,000	1,267,000	1,283,000
	Resealing Unit V	112	A104: Nakuru-Mau Summit (Junction B1)	2,000,000	5,750,000	1,774,000	1,796,000
	"	113	B4: Nakuru - Mogotio	1,500,000	1,250,000	1,267,000	1,283,000
	Narok	114	C11: Narok - Masai Mara	4,000,000	2,750,000	1,774,000	1,796,000
	"	115	B3: MaiMahiu - Narok - Mulog	4,000,000	2,250,000	2,281,000	2,309,000
	"	116	C57: Narok - Kisiriri	4,000,000	750,000	760,000	769,000
	Trans Nzoia	117	C48: Kachibora - Kapcherop - Labot	2,000,000	1,750,000	1,774,000	1,796,000
	"	118	A1: Mucharage - Chesogon	1,000,000	750,000	760,000	769,000
	Uasin Gishu	119	C54: Eldoret - Kaptagat	3,500,000	2,250,000	2,281,000	2,309,000
	"	120	C54: Nyaru-Fluospar	1,000,000	750,000	760,000	769,000
	"	121	C36: Lessos - Anamoi	-	750,000	760,000	769,000
	"	122	C54: Eldoret A104 - Keiyo DB	1,000,000	750,000	760,000	769,000
	"	123	C51: Eldoret A104 - Keiyo DB	1,000,000	750,000	760,000	769,000
	"	124	A104: Turbo - Eldoret	5,000,000	4,750,000	1,774,000	1,796,000
	"	125	A104: Timboroa - Turbo	2,000,000	8,500,000	1,521,000	1,539,000
	"	126	C39: Eldoret A104 - Mutwot	2,000,000	1,500,000	1,521,000	1,539,000
	"	127	B2: Maili Tisa - Moi's Bridge	5,000,000	1,500,000	1,521,000	1,539,000
	Bomet	128	C24: Bomet - Litein	1,000,000	2,750,000	760,000	769,000
	"	129	C14: Junction B3 - Gorgor	1,000,000	750,000	760,000	769,000
	"	130	B3: Narok Jebilat	1,000,000	750,000	760,000	769,000
	Trans Mara	131	C13: Lolgorian - Masurara - Kehancha	25,000,000	3,000,000	3,042,000	3,079,000
	"	132	C17: Kilgoris - Lolgorien	5,500,000	1,250,000	1,267,000	1,283,000

Budget Item	Location/District	Item No.	Description	2002/2003 Actual Exp. (Kshs.)	2003/2004 Budget (Kshs.)	2004/2005 Planned (Kshs.)	2005/2006 Planned (Kshs.)
	"	133	C17: Kilgoris - Nyangusu	5,000,000	2,000,000	2,028,000	2,053,000
	Baringo	134	B4;C51:Machege-Kerio River(B4)-LaikipiaC	4,500,000	3,500,000	3,549,000	3,593,000
	Marakwet	135	C51: Kerio River - Marigat	1,000,000	750,000	760,000	769,000
	Baringo	136	B4: Maoi - Loruk	5,000,000	3,500,000	1,591,000	1,539,000
	Keiyo	137	C54: Kamwasor - Kipsaos	2,000,000	1,500,000	1,521,000	1,539,000
	"	138	C53: Nyaru - Kamwasor - Chirchir- Flax	2,200,000	1,950,000	1,977,000	2,001,000
	"	139	C51: Iten - Tambach - Biretwo	5,000,000	3,500,000	3,549,000	3,593,000
	"	140	C51: DB Uasin Gishu - Chebloch - Iten	1,500,000	1,250,000	1,267,000	1,283,000
	Nandi	141	C39: Onyuki - Yala River	500,000	2,500,000	507,000	513,000
	"	142	C37: Kopere - Namgoi	1,000,000	750,000	760,000	769,000
	"	143	C36: Chibarbar - Lessos	1,500,000	1,250,000	1,467,000	1,283,000
	Keiyo	144	C51: Eldoret - Sergoit - Iten	3,000,000	1,750,000	1,775,000	1,796,000
	"	145	C35;C54:Mutei-Bar-KerioRiver/Ainabkoi-It	3,000,000	1,750,000	1,774,000	1,796,000
	West Pokot	146	A1: Kainuk - Nakabosan	3,000,000	6,500,000	2,535,000	2,566,000
	"	147	A1: DB Trans Nzoia - DB Turkana	2,000,000	1,750,000	1,774,000	1,796,000
	Marakwet	148	B4: Kerio River - Chesegon	2,000,000	3,800,000	3,583,000	3,900,000
	Koibatek	149	C55: Eldama Ravine - Kipsaos	5,000,000	1,750,000	1,775,000	1,796,000
	"	150	A104: Kamara - Timboroa	1,000,000	750,000	760,000	769,000
	"	151	B4: Mogotio - Maoi	4,000,000	750,000	760,000	769,000
	Bureti	152	C24: Junction C23 - Kipsonoi River	1,000,000	2,750,000	760,000	769,000
	"	153	B3: Yagnek Market - Jebilat	500,000	1,500,000	507,000	513,000
	Western	154	A1: Webuye - Shikendu	2,400,000	1,900,000	1,926,000	1,950,000
	"	155	A104: DB Turbo - NB Uganda Malaba	2,000,000	4,750,000	1,774,000	1,796,000
	"	156	A1: Kisumu - Kakamega - Webuye	5,000,000	5,000,000	2,028,000	2,053,000
	Bungoma	157	C42: Kamukuywa - Chwele	1,400,000	4,500,000	3,549,000	3,593,000
	Busia	158	C30: Koyonzo - Bumala	1,400,000	1,150,000	1,166,000	1,180,000
	Vihiga	159	C38: Majengo - Luanda	2,400,000	3,900,000	1,926,000	1,950,000
	"	160	C39: DB Nandi - Chavakali	3,500,000	7,500,000	16,732,000	16,938,000
	Kakamega	161	C40: Kakamega - Ekeru	2,500,000	2,000,000	2,028,000	2,053,000
	Butere/Mumias	162	C33: Ekeru - Chwele Road	3,000,000	3,000,000	2,028,000	2,053,000
	"	163	C33: Ekeru - Bungoma DB	2,500,000	7,500,000	22,817,000	23,097,000
TOTAL				454,100,000	526,000,000	455,256,000	460,847,000
12.3 TURKANA/WEST POKOT ROAD MAINTENANCE UNITS							
Patching & Repairs	Turkana	1	Turkana Rd. Mtce(Patching&Repair;etc.)	5,600,000	43,000,000	43,606,300	44,142,000
	West Pokot	2	Kitale-Kapenguria-KainukRD(Patching&Repa	-	7,000,000	7,098,700	7,186,000
TOTAL				5,600,000	50,000,000	50,705,000	51,328,000
ITEM 13: ROUTINE MAINTENANCE BUDGET							
13.0 GRADING AND ROUTINE MAINTENANCE (UR)							
Office Expenses	Nairobi	1	Operation of PWO's Office-Nairobi	500,000	500,000	507,000	513,000
	Central	2	Operation of PWO's Office-Central	3,000,000	1,000,000	1,014,000	1,026,000
	Coast	3	Operation of PWO's Office-Coast	3,000,000	1,000,000	1,014,000	1,026,000
	Eastern	4	Operation of PWO's Office-Eastern	4,000,000	2,500,000	2,535,000	2,566,000
	North Eastern	5	Operation of PWO's Office-N/Eastern	2,000,000	1,500,000	1,521,000	1,539,000
	Nyanza	6	Operation of PWO's Office-Nyanza	5,000,000	2,000,000	2,028,000	2,053,000
	Rift Valley	7	Operation of PWO's Office-Rift Valley	5,000,000	2,500,000	2,535,000	2,566,000
	Western	8	Operation of PWO's Office-Western	5,000,000	2,500,000	2,535,000	2,566,000
Maintenance Div.	Nairobi HQs	1	UR:Hire of Labour for Maintenance	-	12,000,000	12,169,000	12,318,000
Force Account Wks	"	1	Purchase/Maintenance/Hire of Eqpt	35,000,000	14,000,000	14,197,000	14,372,000
	"	2	C294/D304:Grading&Routine Maintenance	1,000,000	1,000,000	1,014,000	1,026,000
	Kiambu	3	Grading and Routine Maintenance	1,000,000	1,000,000	1,014,000	1,026,000
	Kirinyaga	4	Grading and Routine Maintenance	100,000	100,000	101,000	102,000
	Muranga	5	C69: Grading&Routine Mtce	6,200,000	2,200,000	1,216,000	1,231,000
	"	6	C70: Grading&Routine Maintenance	6,200,000	2,200,000	2,231,000	2,258,000
	Nyandarua	7	C69: Grading and Routine Maintenance	5,000,000	2,000,000	1,014,000	1,026,000
	"	8	C76: Grading and Routine Maintenance	6,000,000	2,000,000	2,028,000	2,053,000
	"	9	C83:Grading&Routine Mtce	6,000,000	2,000,000	1,014,000	1,026,000
	"	10	C67: Grading and Routine Maintenance	5,000,000	2,000,000	2,028,000	2,053,000
	Nyeri	11	Grading and Routine Maintenance	100,000	100,000	101,000	102,000
	Thika	12	C64: Grading and Routine Maintenance	6,000,000	2,000,000	2,028,000	2,053,000
	Maragwa	13	C70: Grading&Routine Maintenance	6,000,000	2,000,000	5,070,000	5,132,000
	Kilifi	14	C111: Grading and Routine Maintenance	600,000	600,000	608,000	615,000
	"	15	C115: Grading and Routine Maintenance	600,000	600,000	608,000	615,000
	"	16	C107: Grading and Routine Maintenance	600,000	600,000	608,000	615,000
	Kwale	17	C106: Grading and Routine Mtce	1,000,000	2,000,000	2,028,000	2,053,000
	"	18	C107: Grading and Routine Mtce	1,000,000	750,000	760,000	769,000
	Lamu	19	C112: Grading and Routine Maintenance	5,000,000	2,000,000	2,028,000	2,053,000
	Mombasa	20	Grading and Routine Maintenance	100,000	100,000	101,000	102,000
	Taita Taveta	21	A23: Grading and Routine Maintenance	400,000	1,500,000	1,521,000	1,539,000
	Tana River	22	Grading and Routine Maintenance	3,000,000	1,500,000	1,521,000	1,539,000
	Malindi	23	C103: Grading and Routine Maintenance	1,000,000	750,000	760,000	769,000

Budget Item	Location/ District	Item No.	Description	2002/2003 Actual Exp. (Kshs.)	2003/2004 Budget (Kshs.)	2004/2005 Planned (Kshs.)	2005/2006 Planned (Kshs.)
		24	B7: Grading and Routine maintenance	-	1,000,000	1,014,000	1,026,000
	Embu	25	C92: Grading and Routine Maintenance	4,000,000	2,500,000	2,535,000	2,566,000
	Mbeere	26	C93: Grading&Routine Maintenance	5,000,000	2,500,000	2,535,000	2,566,000
	Meru Central	27	C92: Grading and Routine Maintenance	5,000,000	2,500,000	2,535,000	2,566,000
	Isiolo	28	A2: Grading and Routine Maintenance	5,000,000	750,000	760,000	769,000
	"	29	B9: Grading and Routine Maintenance	4,000,000	2,500,000	2,535,000	2,566,000
	Kitui	30	C96: Grading and Routine Maintenance	4,000,000	2,500,000	2,535,000	2,566,000
	Machakos	31	C99: Grading and Routine Maintenance	5,000,000	2,500,000	2,535,000	2,566,000
	Marsabit	32	C77:Grading&Routine Maintenance	5,000,000	2,500,000	2,535,000	2,566,000
	"	33	C82:Grading&Routine Maintenance	5,000,000	2,500,000	2,535,000	2,566,000
	"	34	A2: Grading and Routine Maintenance	5,000,000	11,000,000	11,155,000	11,292,000
	Moyale	35	C80: Grading and Routine Maintenance	5,000,000	1,000,000	1,014,000	1,026,000
	"	36	A2: Grading and Routine Maintenance	5,000,000	4,000,000	4,056,000	4,106,000
	Mbeere	37	C92: Grading and Routine Maintenance	5,000,000	2,500,000	2,535,000	2,566,000
	Makueni	38	C101:Grading&Routine Maintenance	5,000,000	2,500,000	2,535,000	2,566,000
	"	39	C99:Grading&Routine Maintenance	5,000,000	2,500,000	2,535,000	2,566,000
	Tharaka	40	C92: Grading and Routine Maintenance	5,000,000	3,500,000	3,549,000	3,593,000
	Embu	41	C92: Grading and Routine Maintenance	5,000,000	2,500,000	2,535,000	2,566,000
	Meru North	42	B9: Grading and Routine Maintenance	5,000,000	2,500,000	2,535,000	2,566,000
	Mwingi	43	C93: Grading and Routine Maintenance	4,000,000	7,300,000	7,402,000	7,493,000
	Garissa	44	C81: Grading and Routine Maintenance	13,000,000	6,500,000	6,591,000	6,672,000
	Ijara	45	Grading and Routine Maintenance	3,000,000	2,000,000	2,028,000	2,053,000
	Mandera	46	B9: Grading and Routine Maintenance	13,000,000	6,500,000	6,591,000	6,672,000
	Wajir	47	C80: Grading and Routine Maintenance	13,000,000	1,500,000	1,521,000	1,539,000
	"	48	B9: Grading and Routine Maintenance	13,000,000	7,000,000	7,098,000	7,186,000
	Kisii Central	49	C16:Grading & Routine Maintenance	5,400,000	1,750,000	1,774,000	1,796,000
	"	50	C21:Grading & Routine Maintenance	5,400,000	1,750,000	1,774,000	1,796,000
	Kisii Training C.	51	Grading&Routine Mtce Training(KTS)	6,000,000	3,500,000	3,549,000	3,593,000
	Gucha	52	C16:Grading&Routine Maintenance	5,000,000	2,000,000	2,028,000	2,053,000
	"	53	C20:Grading&Routine Maintenance	5,000,000	2,500,000	2,535,000	2,566,000
	Kisumu	54	C85: Grading and Routine Maintenance	6,000,000	3,500,000	3,549,000	3,593,000
	Nyando	55	C35: Grading and Routine Maintenance	5,500,000	3,500,000	3,549,000	3,593,000
	Siaya	56	C90:Grading and Routine Mtce	6,000,000	1,750,000	1,774,000	1,796,000
	"	57	C28:Grading and Routine Mtce	6,000,000	3,500,000	3,549,000	3,593,000
	"	58	C29:Grading and Routine Mtce	6,000,000	3,500,000	3,549,000	3,593,000
	Bondo	59	C27:Grading&Routine Maintenance	6,000,000	3,000,000	3,042,000	3,079,000
	"	60	C28:Grading&Routine Maintenance	6,000,000	4,000,000	4,056,000	4,106,000
	Homa Bay	61	C19: Grading and Routine Maintenance	6,000,000	7,000,000	7,098,000	7,186,000
	Nyamira	62	C21:Grading&Routine Maintenance	5,000,000	-	-	-
	"	63	C22:Grading&Routine Maintenance	5,000,000	2,500,000	2,535,000	2,566,000
	Migori	64	C13: Grading and Routine Maintenance	5,000,000	2,500,000	2,535,000	2,566,000
	Kuria	65	C13: Grading and Routine Maintenance	5,000,000	2,500,000	2,535,000	2,566,000
	Rachuonyo	66	C19: Grading and Routine Maintenance	5,000,000	2,000,000	2,028,000	2,053,000
	"	67	C26:Grading and Routine Mtce	5,000,000	2,500,000	2,535,000	2,566,000
	"	68	C18:Grading and Routine Mtce	5,000,000	2,000,000	2,028,000	2,053,000
	Suba	69	C19:Grading and Routine Mtce	5,000,000	2,000,000	2,028,000	2,053,000
	Kajiado	70	C102: Grading and Routine Maintenance	7,000,000	2,500,000	2,535,000	2,566,000
	Ngong Training	71	Grading&Routine Maintenance:Ngong TS	6,000,000	1,750,000	1,774,000	1,796,000
	Kericho	72	C35: Grading and Routine Maintenance	8,000,000	1,000,000	1,014,000	1,026,000
	Laikipia	73	C76: Grading and Routine Maintenance	8,000,000	4,000,000	4,056,000	4,106,000
	Nakuru	74	C67: Grading and Routine Maintenance	8,000,000	2,500,000	2,535,000	2,596,000
	Narok	75	C11:Grading&Routine Maintenance	8,000,000	2,500,000	2,535,000	2,566,000
	"	76	C12:Grading&Routine Maintenance	8,000,000	2,500,000	2,535,000	2,566,000
	Trans Nzoia	77	C44:Grading&Routine Maintenance	6,600,000	1,000,000	1,014,000	1,026,000
	"	78	C48:Grading&Routine Maintenance	6,600,000	1,000,000	1,014,000	1,026,000
	Uasin Gishu	79	C50 : Grading & Routine Mtce	6,600,000	2,500,000	2,535,000	2,566,000
	"	80	C48 : Grading & Routine Mtce	6,600,000	2,500,000	2,535,000	2,566,000
	"	81	C37 : Grading & Routine Mtce	6,600,000	2,500,000	2,535,000	2,566,000
	Bomet	82	C15:Grading&Routine Maintenance	7,700,000	2,500,000	2,535,000	2,566,000
	"	83	C14:Grading&Routine Maintenance	7,700,000	2,500,000	2,535,000	2,566,000
	Trans Mara	84	C17:Grading&Routine Maintenance	6,100,000	2,600,000	2,636,000	2,669,000
	"	85	C13:Grading&Routine Maintenance	6,100,000	1,850,000	1,876,000	1,899,000
	Baringo	86	B4:Grading&Routine Maintenance	14,300,000	2,500,000	2,535,000	2,566,000
	"	87	C113:Grading&Routine Maintenance	14,300,000	2,500,000	2,535,000	2,566,000
	Marakwet	88	C52:Grading & Routine Mtce	10,500,000	3,000,000	3,042,000	3,079,000
	Keiyo	89	C53:Grading & Routine Mtce	10,500,000	2,500,000	2,535,000	2,566,000
	"	90	C54:Grading & Routine Mtce	10,500,000	2,500,000	2,535,000	2,566,000
	Nandi	91	C37: Grading and Routine Maintenance	6,600,000	2,600,000	2,636,000	2,666,000
	Samburu	92	C77: Grading&Routine Maintenance	12,100,000	2,500,000	2,535,000	2,566,000
	"	93	C79: Grading&Routine Maintenance	12,100,000	2,500,000	2,535,000	2,566,000
	Turkana	94	A1: Grading and Routine Mtce	17,000,000	2,500,000	2,535,000	2,566,000
	"	95	C46: Grading and Routine Mtce	17,000,000	2,500,000	2,535,000	2,566,000
	"	96	C47: Grading and Routine Mtce	17,000,000	2,500,000	2,535,000	2,566,000
	Marakwet	97	B4: Grading & Routine Maintenance	7,700,000	2,500,000	2,535,000	2,566,000

Budget Item	Location/District	Item No.	Description	2002/2003 Actual Exp. (Kshs.)	2003/2004 Budget (Kshs.)	2004/2005 Planned (Kshs.)	2005/2006 Planned (Kshs.)
	West Pokot	98	C46: Grading & Routine Maintenance	7,700,000	2,700,000	2,738,000	2,771,000
	Marakwet	99	C48: Grading and Routine Maintenance	11,000,000	2,200,000	2,231,000	2,258,000
	"	100	B4: Grading & Routine Maintenance	7,700,000	2,700,000	2,738,000	2,771,000
	Koibatek	101	Grading and Routine Maintenance	6,600,000	2,100,000	2,129,000	2,155,000
	Bureti	102	C15:Grading&Routine Maintenance	4,400,000	2,900,000	2,940,000	2,977,000
	"	103	C14:Grading&Routine Maintenance	4,400,000	2,400,000	2,433,000	2,463,000
	Lugari	104	C44: Grading and Routine Maintenance	6,600,000	2,500,000	2,535,000	2,566,000
	Busia	105	C29: Grading & Routine Mtce	7,000,000	2,500,000	2,800,000	2,566,000
	"	106	C30: Grading & Routine Mtce	7,000,000	2,500,000	2,535,000	2,566,000
	Teso	107	C32: Grading & Routine Mtce	7,000,000	2,500,000	2,535,000	2,566,000
	Kakamega	108	C40: Grading and Routine Maintenance	6,600,000	2,500,000	2,535,000	2,566,000
	Vihiga	109	C39: Grading and Routine Maintenance	6,600,000	2,500,000	2,535,000	2,566,000
	Mt. Elgon	110	Grading and Routine Maintenance	4,400,000	1,700,000	1,723,000	1,745,000
	Lugari	111	C44: Grading and Routine Maintenance	6,000,000	2,500,000	2,535,000	2,566,000
	Teso	112	C32: Grading&Routine Maintenance	6,000,000	2,500,000	2,535,000	2,566,000
	"	113	C43: Grading&Routine Maintenance	6,000,000	2,500,000	2,535,000	2,566,000
	Butere/Mumias	114	C33 :Grading & Routine Mtce	6,000,000	2,500,000	2,535,000	2,566,000
	"	115	C31 :Grading & Routine Mtce	6,000,000	2,500,000	2,535,000	2,566,000
	"	116	C30 :Grading & Routine Mtce	6,000,000	2,500,000	2,535,000	2,566,000
Eqpt Running Costs	Nairobi HQs	1	UR:POL;Stationery;Mtce&Eqpt Purchase	13,000,000	12,000,000	12,169,000	12,318,000
TOTAL				783,900,000	335,300,000	340,254,000	344,280,000
ITEM 14: ROADS 2000 COUNTERPART FUNDS							
Maintenance Div.	Nairobi HQs	1	Nairobi HQs Operations - R2000	5,000,000	-	-	-
RM:Counterpart F.	Nyeri	1	SIDA:RM/Spot Improvement/Grading	-	1,000,000	1,000,000	1,109,000
	Kirinyaga	2	SIDA:RM/Spot Improvement/Grading	-	1,000,000	1,000,000	1,109,000
	Kilifi	3	DANIDA:RM/SpotImprovement/Grading	3,000,000	1,000,000	1,100,000	1,100,000
	Kwale	4	DANIDA:RM/SpotImprovement/Grading	6,000,000	1,000,000	1,100,000	1,100,000
	Taita Taveta	5	DANIDA:RM/SpotImprovement/Grading	1,000,000	1,000,000	1,100,000	1,100,000
	Malindi	6	DANIDA:RM/SpotImprovement/Grading	3,500,000	1,500,000	1,417,000	1,417,000
	Kuria	7	SIDA:RM/Spot Improvement/Grading	-	1,000,000	1,000,000	1,000,000
	Migori	8	SIDA:RM/Spot Improvement/Grading	-	1,000,000	1,000,000	1,000,000
	Suba	9	SIDA:RM/Spot Improvement/Grading	-	1,000,000	1,000,000	1,000,000
	Homa Bay	10	SIDA:RM/Spot Improvement/Grading	-	1,000,000	1,000,000	1,000,000
	Rachuonyo	11	SIDA:RM/Spot Improvement/Grading	-	1,000,000	1,000,000	1,000,000
	Nyando	12	SIDA:RM/Spot Improvement/Grading	-	1,000,000	1,000,000	1,000,000
	Kisumu	13	SIDA:RM/Spot Improvement/Grading	-	1,000,000	1,000,000	1,000,000
	Siaya	14	SIDA:RM/Spot Improvement/Grading	-	1,000,000	1,000,000	1,000,000
	Bondo	15	SIDA:RM/Spot Improvement/Grading	-	1,000,000	1,000,000	1,000,000
	Kisii Central	16	SIDA:RM/Spot Improvement/Grading	-	1,000,000	1,000,000	1,000,000
	Gucha	17	SIDA:RM/Spot Improvement/Grading	-	1,000,000	1,000,000	1,000,000
TOTAL				18,500,000	17,500,000	17,717,000	17,935,000
ITEM 15: BRIDGING PROGRAMME							
Bridges Division	Nairobi HQ	1	Bridges HQ operations	4,000,000	11,000,000	11,132,000	11,265,000
	"	2	Running Of Emergency Bridges Unit	1,000,000	2,000,000	2,024,000	2,048,000
	Central	3	PWO Central:Running Of Bridges Unit	1,500,000	1,500,000	1,518,000	1,536,000
	Coast	4	PWO Coast: Running Of Bridges Unit	1,500,000	1,500,000	1,518,000	1,536,000
	Eastern	5	PWO Eastern:Ops.: Bridges Units(Masii)	1,500,000	1,500,000	1,518,000	1,536,000
	"	6	PWO Eastern:Ops.: Bridges Units(Embu)	1,500,000	1,500,000	1,518,000	1,536,000
	North Eastern	7	PWO N/Eastern: Ops.: Bridges Unit	1,500,000	1,500,000	1,518,000	1,536,000
	Nyanza	8	PWO Nyanza: Ops.: Bridge Unit	1,500,000	1,500,000	1,518,000	1,536,000
	North Rift	9	PWO North Rift:Ops.: Bridge Unit (Eld)	1,500,000	1,500,000	1,518,000	1,536,000
	South Rift	10	PWO South Rift:Ops.:Bridge Unit(Nakuru)	1,500,000	1,500,000	1,518,000	1,536,000
	Western	11	PWO Western: Ops.: Bridge Unit	1,500,000	1,500,000	1,518,000	1,575,000
Bridges Equipment	Nairobi	1	EmergencyItems:Gabions;ArmcoC;Bailey B.	34,732,467	17,300,000	17,507,600	17,717,000
Bridging Works	"	1	A2:Globe Cinema Roundabout bridge	1,000,000	2,000,000	2,024,000	2,048,000
	"	2	A2: Repair of Guardrails;Utalii;Ruaraka;	-	3,150,000	3,187,800	3,226,000
	"	3	Off C58: Mbagathi road over rail bridge	-	500,000	506,000	512,000
	Kirinyaga	4	C73: Rwamuthambi Bridge	200,000	200,000	202,400	204,000
	"	5	C73: Thiba River Bridge	200,000	200,000	202,400	204,000
	Muranga	6	C73: Sagana River Bridge	300,000	300,000	303,600	307,000
	"	7	C73: Mathioya River Bridge	350,000	350,000	354,200	358,000
	Nyandarua	8	C69: Nyairoko Bridge	200,000	200,000	202,400	204,000
	"	9	C69: Kiriundu Bridge	100,000	100,000	101,200	102,000
	Nyeri	10	B5: Honi Bridge	600,000	600,000	607,200	614,000
	Kilifi	11	B8: Mbogolo Bridge Repairs	-	300,000	303,600	307,000
	"	12	C115: Jaribuni Drift	4,000,000	4,000,000	4,048,000	4,096,000
	Kwale	13	C106: Marere Bridge	200,000	900,000	910,800	921,000
	"	14	A14: Perani Bridge	300,000	1,700,000	1,720,400	1,741,000

Budget Item	Location/ District	Item No.	Description	2002/2003 Actual Exp. (Kshs.)	2003/2004 Budget (Kshs.)	2004/2005 Planned (Kshs.)	2005/2006 Planned (Kshs.)
	"	15	A14: Mwangei Box Culverts	500,000	500,000	506,000	512,000
	Mombasa	16	Guardrail repairs:Nyali;Mtwapa;Kilifi;Sa	-	2,500,000	2,530,000	2,560,000
	Taita Taveta	17	A109: Voi Bridge	-	1,000,000	1,012,000	1,024,000
	Malindi	18	Kanagoni Box Culvert	-	5,000,000	5,060,000	5,120,000
	Embu	19	C92: Itimbogo Bridge	3,500,000	700,000	708,400	716,000
	Kitui	20	B7: Nzeu Drift (Repairs)	300,000	300,000	303,600	307,000
	"	21	C96:3No.Drifts(Kalivu; Kyongwe&Muani)	1,500,000	500,000	506,000	512,000
	"	22	C96: Thua Bridge	300,000	100,000	101,200	102,000
	"	23	B7: 3 No. Drifts (Kalalani; Ndiliu; Kat	5,000,000	1,000,000	1,012,000	1,024,000
	Machakos	24	C99: Kathaana Drift	-	3,000,000	3,036,000	3,072,000
	"	25	C99: Kathaana Bridge	500,000	500,000	506,000	512,000
	Marsabit	26	C82: Laga Balal Drift	-	1,000,000	1,012,000	1,024,000
	Meru South	27	C92: Munyari Box Culvert	500,000	100,000	101,200	102,000
	Mwingi	28	C93: Muuna Drift	-	4,000,000	4,048,000	4,096,000
	"	29	C93: Nzetu Drift	-	4,000,000	4,048,000	4,096,000
	Kisii Central	30	B1: Daraja mbili	5,000,000	3,000,000	3,036,000	3,072,000
	Gucha	31	C20: Ogembo Bridge	2,000,000	1,000,000	1,012,000	1,024,000
	Kisumu	32	C34: Chepsweta	1,000,000	1,000,000	1,012,000	1,024,000
	Nyando	33	C19: Nyando Bridge	-	2,000,000	2,024,000	2,048,000
	Siaya	34	C90: Nzoia Bridge	-	1,500,000	1,518,000	1,536,000
	Bondo	35	C28: Ndati Bridge	-	15,000,000	15,300,000	15,483,000
	Homa Bay	36	Off C18: UNGA	2,000,000	2,000,000	2,024,000	2,048,000
	Migori	37	C18: Wathogito Bridge	-	2,000,000	2,024,000	2,048,000
	"	38	C18: Nyarogo Bridge	-	2,000,000	2,024,000	2,048,000
	Rachuonyo	39	C18: Agido (Awach River) Box Culvert	1,000,000	1,000,000	1,012,000	1,024,000
	Laikipia	40	C76: Uruku Bridge	-	2,500,000	2,530,000	2,560,000
	"	41	C76: Mutara Bridge	-	4,500,000	4,554,000	4,608,000
	Bomet	42	C14: Chebunyo (Sigororobei) box culvert	-	1,000,000	1,012,000	1,024,000
	Baringo	43	B4: Endao Bridge Protection Works.	-	2,000,000	2,024,000	2,048,000
	"	44	B4: Nginyang Bridge	1,500,000	2,500,000	2,530,000	2,560,000
	Turkana	45	A1: Lokichar concrete drift.	3,000,000	1,000,000	1,012,000	1,024,000
	West Pokot	46	A1: Wakor Box Culvert	-	3,000,000	3,036,000	3,072,000
Total				88,282,467	129,500,000	131,174,000	132,767,000
Total Road Agency Budget				4,456,971,283	4,988,000,000	5,050,000,000	5,112,250,000

ANNEX 3: 24% RMLF Portion of the
Roads Department Annual
Roads Works Programme

24% RMLF Portion of the Roads Department ARWP

Budget Item	Item No.	Description	2002/2003 Actual Exp. (Kshs.)	2003/2004 Budget (Kshs.)	2004/2005 Planned* (Kshs.)	2005/2006 Planned* (Kshs.)	
16.1 EMERGENCY INTERVENTIONS PROGRAMMES (MORPWH HQ FOR D, E & OTHERS)							
Emergency Works	Emergency 24% RMLF	1 Washouts; Road slips; Danger Spots; etc	240,000,000	160,180,000	142,516,177	122,633,311	
Sub-Total			240,000,000	160,180,000	142,516,177	122,633,311	
ITEM 18: ONGOING CONTRACTS BUDGET (D, E & OTHERS)							
18.1 ONGOING/PROPOSED CONTRACTS (D, E AND OTHERS)							
Contracts Division	Roads Dept. HQs	1 HQ Operations: Contracts Division	7,370,000	2,000,000	2,402,286	2,088,229	
Gravelling Works	Kilifi District	1 RG310-01:Ganze-Mariakani-Bamba(D549)	40,000,000	48,700,000	6,005,714	-	
	Taita/Taveta Dis	2 Bura-Wundanyi-Mwakinyungu-Sheleba(D538)	40,000,000	52,500,000	33,031,429	5,220,571	
	Machakos Dist.	3 RG440:Mbaikini - Kalawa -Nunga - Makalu	-	5,601,000	-	-	
	Meru Central D.	4 Kanyakini-Nkubu-Mitunguu(D475/E779/E778)	15,000,000	81,500,000	30,028,571	20,882,286	
	Meru South Dist.	5 RG490-01: Kibugua-Itugururu (D471)	-	1,900,000	-	-	
	Mandera District	6 RG520-01: Mandera-Fino-Elwak (E847)	20,790,000	21,700,000	1,201,143	-	
	Laikipia Dist.	7 RG730-01:Rumuruti-Nanyuki(D466/C76)	10,000,000	5,000,000	-	-	
	Nakuru District	8 Olenguruone - Mulot	69,000,000	84,000,000	33,031,429	7,830,857	
	"	9 Olonguruone - Kiptagich (D319)	17,995,325	82,199,000	36,034,286	7,830,857	
	"	10 RG740-03:Sururu-P- Olenguruone - Mulot	-	25,000,000	-	-	
	"	11 RG740-02: Kiptagich-Silibwet (D319)	-	4,200,000	-	-	
	Uasin Gishu Dist.	12 RG770-03:HajeesDrift-Timboroa(D325)	10,000,000	5,000,000	-	-	
	Bomet District	13 RG780-01: Chebole - Siongiroi (D234)	4,000,000	1,700,000	-	-	
	Baringo Dist	14 E333: Komor-Barwesa-Aror-Kinyach	60,082,988	71,100,000	33,031,429	15,661,714	
	Keiyo District	15 RG820-02:Kaptagat-Kaptarakwa-L.Boinet	35,000,000	11,500,000	-	-	
	Marakwet Dist.	16 Chesoi - Maron - Chesegon (E352) Roads	40,000,000	52,500,000	39,037,143	15,661,714	
	Koibatek Dist.	17 RG880-02: Kabimoi - Solian (E1743)	4,000,000	900,000	-	-	
	"	18 RG880-03:OlkoKwe-Waseges Muchongoi	46,000,000	55,000,000	27,025,714	10,441,143	
	Mt. Elgon District	19 RG950-01: Namwela-Kaptama (D275)	15,000,000	4,400,000	-	-	
Gravelling Works	Kirinyaga Dist.	1 Kiburu-Kiandangae-Kiine Girls Sec.School	-	5,000,000	10,810,286	23,492,571	
	Muranga District	2 JuncC72-Kukurweini-Irima C70 Junc.	-	5,000,000	18,017,143	29,235,200	
	"	3 Njiri - Makomboki	-	4,100,000	-	-	
	Nyeri District	4 Maili Sita - Ngenia	-	5,000,000	18,017,143	-	
	"	5 Kagere-Ndunyu-Othaya-Kairo/Kiakanja	-	5,000,000	18,017,143	23,492,571	
	"	6 Nanyuki - Matanya - Naromoru	-	5,000,000	18,017,143	26,102,857	
	"	7 Lamuria - Ngobit - Wiumiririe	-	5,000,000	1,801,714	-	
	"	8 Muiga - Endarasha - Watuka - Nairutia	-	5,000,000	6,005,714	-	
	Thika District	9 RG26001:Kahaini-Mukarara(E1556/E503)	-	5,000,000	10,810,286	23,492,571	
	Maragwa District	10 JuncA2-Kabati-Kangundoini-JuncC70-Kar.	-	5,000,000	18,017,143	26,102,857	
	Kitui District	11 Endau - Kakya	-	-	12,011,429	15,661,714	
	Machakos Dist.	12 Lukenya - Kamuthanga	-	-	12,011,429	15,661,714	
	"	13 Koma(C98)-Mitaboni(C99)-Kathiani	-	5,000,000	-	26,102,857	
	"	14 Mathatani - Kaseve - Kol (D517/E1806)	-	5,000,000	12,011,429	-	
	Meru Central District	15 Illasit-Rombo-Taveta(D536)/Illasit-Enkut	-	5,000,000	6,005,714	-	
	"	16 Junc C51 - Iten - Kapsowar-MarkwetDC	-	5,000,000	18,017,143	31,323,429	
	"	17 Meru - Githongo - Kithaku - Ntumburi	-	60,000,000	36,034,286	31,323,429	
	Gucha District	18 Kamagambo - Etago - Kenyena	-	-	12,011,429	15,661,714	
	Nyando District	19 RG625-001: Awasi - Katito (E220)	-	5,000,000	18,017,143	23,492,571	
	Siaya District	20 Kombewa - Maseno	-	5,000,000	9,008,571	-	
	"	21 Akala - Luanda	-	-	12,011,429	15,661,714	
	Bondo District	22 Bondo-Nango-Lihunda-Wagusu(E131/E133)	-	5,000,000	18,017,143	23,492,571	
	Homa Bay District	23 Ori - Pala - Magina - Mirogi	-	5,000,000	18,017,143	23,492,571	
	Kuria District	24 Kehancha - Ntimaru (D201)	-	-	12,011,429	15,661,714	
	Bungona District	25 Bungoma - Bokoli - Kimilili	-	5,000,000	18,017,143	23,492,571	
TOTAL			434,238,313	770,500,000	573,545,714	498,564,571	
ITEM 18: ONGOING CONTRACTS BUDGET (D, E & OTHERS)							
18.2 BRIDGING PROGRAMME (D, E & OTHERS)							
Bridging Works	Kitui District	1 D511 Tiva Approach Roads	12,700,000	10,000,000	1,201,143	-	
	"	2 D511Mwitasano Superstructures	40,000,000	5,000,000	1,801,714	4,176,457	
	Ijara District	3 E873 Masalani Bridge	40,600,000	75,400,000	60,417,486	54,491,803	
	Bondo District	4 Ndati Box Culvert	-	2,500,000	1,201,143	1,044,114	
	Busia District	5 RAR Sigiri	3,000,000	1,000,000	720,686	1,044,114	
	Kirinyaga Dist.	1 D454: Rwamuthambi Bridge	-	9,000,000	2,210,103	1,566,171	
	Muranga District	2 Rutune Bridge	-	4,500,000	2,041,943	-	
	Nyandarua Dist.	3 E1768 Kanguu Kianjata Bridge	-	2,000,000	1,801,714	-	
	Nyeri District	4 Miiirini (Gura) Bridge	-	10,000,000	1,201,143	1,566,171	
	TOTAL			96,300,000	119,400,000	72,597,074	63,888,831
	Notes: *The project costs for FY 2004/05 and FY 2005/06 have been prorated pending receipt of the corrected figures from CE (R)						

Budget Item	Item No.	Description	2002/2003 Actual Exp. (Kshs.)	2003/2004 Budget (Kshs.)	2004/2005 Planned* (Kshs.)	2005/2006 Planned* (Kshs.)
ITEM 19: BRIDGING PROGRAMME CLASS D, E & OTHER ROADS ONGOING PROJECTS						
Bridging Works	Thika District	1 Ndula Bridge	2,000,000	2,000,000	1,215,557	1,069,173
	"	2 Gathwariga Bridge	-	2,500,000	1,519,446	1,336,466
	Kwale District	3 Bangoni Bridge (M) D548	1,500,000	2,400,000	1,458,668	1,282,694
	Mbeere District	4 Thura bridge E1836	1,000,000	1,500,000	911,667	801,880
	Machakos Dist.	5 Kavaani Bridge E483	250,000	300,000	182,333	160,272
	"	6 Misakwani Bridge D519	-	3,000,000	1,823,335	1,603,760
	"	7 Kathiani E484	1,000,000	4,300,000	2,613,447	2,298,618
	"	8 Yondoni E1892	750,000	1,000,000	607,778	534,587
	Meru Central Dist.	9 Gikongoro Bridge	-	-	600,571	3,132,343
	"	10 Iraru Bridge E1860	2,000,000	4,500,000	2,735,002	2,405,639
	"	11 Karumanyathu RAR28/Mathanju	-	-	-	-
	"	12 Thingitu Bridge	-	-	1,201,143	522,057
	"	13 Rijji Bridge	-	-	1,201,143	522,057
	"	14 Ngusisi Bridge	-	-	1,201,143	522,057
	"	15 Marania Bridge	-	-	900,857	417,646
	Makueni District	16 Kaiti Drift E712	700,000	5,500,000	3,342,781	2,940,226
	"	17 Uaani Bridge	-	1,000,000	607,778	534,587
	Meru North Dist.	18 Manjera Drift E1813	200,000	200,000	121,556	107,022
	"	19 Thanantu Bridge (Tigania) RAR3	300,000	300,000	182,333	160,272
	Garissa District	20 Bura Bridge E863	2,000,000	1,000,000	607,778	534,587
	Kisii District	21 Daraja Mbili E218	8,000,000	1,300,000	790,112	694,858
	Bondo District	22 Alara box Culvert	-	5,000,000	2,558,434	1,106,761
	"	23 Lower Ndati	-	5,920,000	2,997,476	3,164,710
	Homa Bay District	24 Mijjin Bridge	-	5,000,000	1,837,749	2,672,933
	"	25 Oyombe Pipe Culverts E110	1,000,000	1,000,000	834,794	534,587
	Rachuonyo Dist.	26 Awach-Kibuoni Bridge E1034	1,000,000	1,000,000	607,778	534,587
	Kajiado District	27 Olekasasi D536	1,500,000	300,000	182,333	160,272
	Nakuru District	28 Langwenda Box Culvert E261	1,000,000	1,000,000	607,778	534,587
	Nandi North Dst.	29 Serwat Bridge RAR	500,000	500,000	303,889	267,293
	Koibatek Dist.	30 Molo Sirwe Bridges RAR 12	2,500,000	2,000,000	1,215,557	1,069,173
	Bungona District	31 Namang'ofulo Bridge E277	2,500,000	2,500,000	900,857	-
	Kakamega Dist.	32 Mwitumbu Bridge E237	2,000,000	1,500,000	911,667	749,674
	Teso District	33 Angurai "A" Box Culvert	1,500,000	1,500,000	911,667	801,880
	"	34 Kamole Bridge E1860	1,000,000	1,500,000	911,667	800,836
	Embu District	1 Kyeni Bridge	-	1,500,000	911,667	801,880
	Meru Central D.	2 Kinyaritha Bridge E1871	-	4,600,000	2,795,780	2,459,411
	Bomet District	3 Kabason Bridge	-	1,300,000	790,112	694,858
	Butere/Mumias Dist.	4 Nzoia Bridge	-	3,000,000	622,192	1,581,833
	"	5 Masaba Bridge (box culvert)	-	4,000,000	1,201,143	-
Bridging Works	Thika District	1 Drift on Katangi - Matuu road	-	1,000,000	607,778	534,587
Sub-Total			34,200,000	74,920,000	45,534,749	40,050,658
ITEM 20: CONSULTANCY (DESIGN & SUPERVISION D, E, & OTHERS)						
New proposed works	Consultancies	1 Design and Supervision of various projec	9,000,000	9,000,000	6,606,286	5,742,629
Sub-Total			9,000,000	9,000,000	6,606,286	5,742,629
Total budget for 24% RD			813,738,313	1,134,000,000	840,800,000	730,880,000

Notes: *The project costs for FY 2004/05 and FY 2005/06 have been prorated pending receipt of the corrected figures from CE (R)

ANNEX 4: 24% RMLF Portion of RMLF

☞ MOLG- Urban
Development Department
(UDD)

☞ MOLG - Local Authorities
(LAs)

**CEILINGS FOR MINISTRY OF LOCAL GOVERNMENT ROAD WORKS
IMPLEMENTING UNITS FROM 24% PORTION OF THE RMLF**

No.	Districts	Local Authorities	Funds (Ksh.) Allocated to UDD & LAs in Districts in FY 2003/2004
	1	2	3
1	MOLG HQs	MOLG - UDD Department	314,000,000
		UDD: Payments of Outstanding Bills	300,000,000
		Sub-Totals 1	614,000,000
1	Nairobi District	Nairobi City Council	136,521,769
2	Kiambu District	Kiambu Municipal Council	1,500,000
3		Limuru Mun.	1,500,000
4	Kirinyaga District	Kerugoya Kutus M.C.	1,500,000
5	Muranga District	Muranga Mun. C.	2,631,683
6	Nyandarua District	Nyahururu	1,500,000
7	Nyeri District	Nyeri Mun. C.	9,784,684
8		Karatina Mun. C.	1,500,000
9	Thika District	Thika Mun. C.	6,326,263
10		Ruiru Mun.	1,500,000
11	Maragwa District	Maragwa Mun. C.	1,500,000
12	Kilifi District	Kilifi Mun. Council	1,500,000
13	Mombasa District	Mombasa Mun. C.	47,857,334
14	Taita/Taveta District	Voi Municipal C.	1,763,514
15	Malindi District	Malindi Municipal C.	3,905,597
16	Embu District	Embu Municipal C.	3,132,730
17		Runyenjes Mun. C.	500,000
18	Kitui District	Kitui Mun. Council	1,500,000
19	Machakos District	Machakos Mun. C.	10,357,330
20		Mavoko Municipal C.	1,500,000
21	Central Meru District	Meru Municipal C.	10,163,767
22	Makueni District	Wote Municipal C.	612,402
23	Meru North District	Maua Municipal C.	1,500,000
24	Garissa District	Garissa Municipal C.	3,625,281
25	Kisii District	Kisii Municipal C.	4,943,688
26	Kisumu District	Kisumu Municipal C.	20,212,434
27	Siaya District	Siaya Municipal C.	1,500,000
28	Homa Bay District	Homa Bay Mun. C.	2,804,791
29	Migori District	Migori Municipal C.	1,500,000
30	Kuria District	Kehancha Mun. C.	500,000
31	Kajiado District	Kajiado Town Council	1,434,514
32	Kericho District	Kericho Mun. C.	5,391,914
33	Laikipia District	Nanyuki Municipal C.	2,500,000
34	Nakuru District	Nakuru Municipal C.	17,256,904
35		Naivasha Municipal C.	2,500,000
36	Narok District	Narok Town Council	1,601,865
37	TranzNzoia District	Kitale Municipal C.	6,183,953
38	Uasin Gishu District	Eldoret Mun. C.	11,904,017
39	Bomet District	Bomet Municipal C.	1,500,000
40	Baringo District	Kabarnet Mun. C.	1,434,514
41	Nandi North District	Kapsabet Mun. C.	1,489,682
42	Turkana District	Lodwar Mun. C.	1,500,000
43	West Pokot District	Kapenguria Mu. C.	1,500,000
44	Bungoma District	Bungoma Mun. C.	3,161,404
45		Webuye Mun. C.	1,500,000
46	Busia District	Busia Municipal C.	2,542,361
47	Kakamega District	Kakamega Mun. C.	6,455,605
48	Vihiga District	Vihiga Municipal C.	1,500,000
49	Butere/Mumias District	Mumias Municipal C.	1,500,000
		Sub-Totals2 : Funds to LAs	358,000,000
		TOTAL	972,000,000

24% Ministry of Local Government

1) URBAN DEVELOPMENT DEPARTMENT

Budget Item	Item No.	Description	2003/2004 Budget (Kshs.)	2004/2005 Planned (Kshs)
Administration	1	Administration and Supervision of Works	20,000,000	21,000,000
		Sub-Total	20,000,000	21,000,000
Outstanding Payments				
Contracts (100% Funded by RMLF)	1	Nairobi Roads -Westlands/Parklands	15,684,616	11,201,589
	2	Eldoret Roads	29,599,124	21,139,007
	3	Nairobi Roads - Madaraka/Kasarani	47,617,554	34,007,352
	4	Nairobi Roads - Pumwani	5,452,717	3,894,204
	5	Kisumu Roads	18,784,973	13,415,792
	6	Nairobi Roads - Embakasi/Umoja/Dandora	60,940,318	43,522,161
	7	Kitale Roads	-	22,741,197
	8	Nairobi Storm Water Drainage - PH1	55,420,698	39,580,175
	9	Payments of outstanding bills	300,000,000	-
		Sub-Total	533,500,000	189,501,477
On-going Contracts				
Rehabilitation Wks	1	Embu & Murang'a Towns	18,500,000	18,500,000
	2	Nyeri Town	19,000,000	19,000,000
	3	Meru Town	23,000,000	23,000,000
		Sub-Total	60,500,000	60,500,000
Total Budget for UDD			614,000,000	271,001,477

2) NAIROBI CITY COUNCIL HEADQUARTERS

Budget Item	Item No.	Description	2003/2004 Budget (Kshs)
Administration			
Headquarters	1	Managing hotline;computers;e-mail;etc	2,000,000
	2	Staff working beyond normal working hrs.	12,000,000
		Sub-Total	14,000,000
Equipment			
Eqpt&Plant Purch.	1	Procurement; 3 tonne pickup	2,000,000
	2	Procurement; Tractors and Trailers	1,500,000
	3	Proc.;backhoe excavator+compressor	8,000,000
	4	Procurement; RM - Basic Working Tools	1,000,000
	5	Rehabilitation:Street Lighting Control R	10,000,000
	6	Procurement; Street Lighting Basic Tools	1,600,000
	7	Street Lighting Div. vehicles + equipment	2,000,000
	8	Routine Maintenance Div. vehicles+eqpt	5,000,000
	9	Maintanance of Asphalt Plant	3,500,000
		Sub-Total	34,600,000
Total Budget for NCC			48,600,000

MINISTRY OF LOCAL GOVERNMENT: 24% RMLF

NO.	RECIPIENT	ROAD NAME & ROAD NUMBER	LENGTH (KMS)	BUDGET FY 2003/2004
1	Nairobi City Council			
	NCC DIV.1 - Central	A2 -01 University Slip Road	0.2	99,000.00
		JS1 -01 Kenyatta Avenue/Kimathi Stree	0	1,627,000.00
		JS14 -01 Moi Av./Kenyatta Av./Cabral S	0	1,163,000.00
		JS2 -01 Kenyatta Avenue/Wabera Street	0	1,216,000.00
		JS22 -01 TomMboya St./Mondlane/Cabral	0	975,000.00
		JS3 -01 Kenyatta Avenue/Muindi Bingu	0	1,030,500.00
		JS37 -01 Moi Av./Mama Ngina/City HWay	0	1,093,500.00
		JS4 -01 Kenyatta Avenue/Koinange Stre	0	1,143,500.00
		V1003-01 Bumbani Road	0.3	761,000.00
		V1005-01 Commercial Street	1	264,600.00
		V1007-01 Dunga Road	0.6	125,700.00
		V1007-02 Dunga Lane	0.6	557,000.00
		V1008-01 Enterprise Road	4.2	315,000.00
		V1009-01 Factory Street	1.3	504,000.00
		V1012-01 Haile Selassie Avenue	2.6	150,700.00
		V1013-01 Harambee Avenue	0.9	73,080.00
		V1014-01 Jogoo Road	3.7	403,400.00
		V1017-01 Landhies Road	1.3	389,700.00
		V1019-01 Likoni Road	2.2	120,700.00
		V1021-01 Lusaka Road	3	441,000.00
		V1022-01 Moi Avenue	1.4	256,700.00
		V1022-02 Moi Avenue Service Road	0.4	30,240.00
		V1024-01 MUMIAS ROAD	2.6	129,100.00
		V1026-01 Muran`ga slip Road	0.2	72,660.00
		V1030-01 Rabai Road	1.7	83,300.00
		V1031-01 Park & Ngara Roads	1	98,700.00
		V1032-01 RING ROAD NGARA		1,680,680.00
		V1033-01 RING ROAD PUMWANI		563,190.00
		V1035-01 SLIP ROAD	0.3	25,200.00
		V1037-01 Tom Mboya Street	1.1	97,800.00
		V3002-01 Argwing Kodhek Road	4.3	90,090.00
		V3007-01 Gitanga Road	3.8	78,750.00
		V3008-01 James Gichuru Road	4.2	88,620.00
		V3015-01 NYERERE ROAD	0.8	17,430.00
		V3016-01 Kenyatta Avenue	0.8	256,800.00
		V3021-01 RALPH BUNCH ROAD	1.4	28,350.00
		V3023-01 Ring Road Westlands	0.6	12,600.00
		V3025-01 State House Avenue	0.8	17,640.00
		V3026-01 STATE HOUSE ROAD	3	63,840.00
		V3027-01 United Nations Avenue	1.6	33,390.00
		V4017-01 Muhoho Avenue	1.2	150,000.00
		X1006-01 Addis Ababa Road	0.9	90,500.00
		X1013-01 Athi River Road	0.4	92,500.00
		X1016-01 BAMBURI ROAD	0.5	65,800.00
		X1030-01 Busia Road	0.6	126,200.00
		X1037-01 County Lane	0.1	64,600.00
		X1038-01 County Road	0.1	41,300.00
		X1045-01 FIRE STATION LANE	0.3	71,300.00
		X1047-01 Funzi Road	0.9	1,077,500.00
		X1051-01 GARAGE ROAD	0.3	66,800.00
		X1060-01 Homabay Road	0.6	525,000.00
		X1066-01 Isiolo Road	0.5	1,047,000.00
		X1070-01 Jiwa road	0.5	162,700.00
		X1071-01 Jadongo Lane	0.3	127,800.00
		X1072-01 Jadongo Road	0.1	159,100.00
		X1083-01 Kapiti Road	0.7	169,500.00
		X1097-01 Kitui Road	0.9	92,800.00
		X1101-01 Kombo Munyiri Road	0.7	990,000.00
		X1142-01 Musindi Lane	0.5	126,100.00
		X1143-01 Musindi Road	0.4	153,800.00
		X1156-01 Mwimbi Road	0.2	984,600.00
		X1166-01 Nyahera Road	0.3	787,000.00
		X1181-01 Railway Lane	0.2	468,400.00
		X1184-01 Red Cross Lane	0.1	134,100.00
		X1188-01 Runyenjes Road	0.3	1,293,000.00

NO.	RECIPIENT	ROAD NAME & ROAD NUMBER	LENGTH (KMS)	BUDGET FY 2003/2004
		X1215-01 Ukwala Road	0.4	946,000.00
		X1222-01 ACCES TO BURUBURU NCC FLATS	0.6	88,300.00
		X3128-01 Muthaiga Road	1.7	36,540.00
		X4048-01 Longonot Road	0.3	6,720.00
		Y1002-01 18TH STREET	0.8	85,300.00
		Y1011-01 AGOI ROAD	0.8	84,800.00
		Y1015-01 AMASYA CRESCENT	0.3	80,800.00
		Y1019-01 Athumani Kipanga	0.8	355,500.00
		Y1025-01 Buru Buru Road	0.7	84,800.00
		Y1028-01 BUTERE	0.5	65,800.00
		Y1036-01 CITY HALL WAY	0.9	72,240.00
		Y1037-01 CLESOI ROAD	0.6	1,032,000.00
		Y1039-01 Cross Road	0.8	66,300.00
		Y1043-01 DIGO ROAD	1	80,800.00
		Y1049-01 Fairview Road	0.8	85,300.00
		Y1050-01 GABERONE	0.3	76,800.00
		Y1054-01 Hakati/Temple Roads	0.4	104,700.00
		Y1076-01 KILOME ROAD	0.2	100,700.00
		Y1077-01 Kimathi Street	1.2	78,400.00
		Y1080-01 Kipande Road	0.9	175,000.00
		Y1088-01 Kumasi Road	0.3	98,700.00
		Y1100-01 Machakos Road	0.7	87,400.00
		Y1104-01 Mama Ngina Street	0.5	40,320.00
		Y1107-01 Mbono	0.2	66,400.00
		Y1108-01 Mchumbi	0.5	180,500.00
		Y1114-01 MIGWANI	0.6	65,800.00
		Y1121-01 MUINAMI STR.	0.6	82,500.00
		Y1122-01 Muindi Mbingu	0.8	83,000.00
		Y1124-01 Mumbi Road	0.4	2,374,000.00
		Y1126-01 MUNYU ROAD	0.5	76,800.00
		Y1134-01 Nile Road	1.3	135,700.00
		Y1138-01 Northview	0.8	1,047,000.00
		Y1146-01 Parliament Rd	0.6	69,800.00
		Y1148-01 Quarry Road	1.2	95,800.00
		Y1149-01 Racecourse Road	0.8	1,889,680.00
		Y1149-02 OLD RACECOURSE ROAD		1,170,000.00
		Y1153-01 RIVER ROAD	1.1	100,700.00
		Y1154-01 RONALD NGARA STREET	0.6	149,100.00
		Y1159-01 SASIO	1.1	75,800.00
		Y1169-01 Taifa Road	0.3	33,900.00
		Y1189-01 LAGOS ROAD	0.4	246,000.00
		Y1190-01 Voi Road	1	66,300.00
		Y1191-01 Wabera Street	0.4	80,240.00
		Y1196-01 Wundanyi Road	0.5	1,034,000.00
		Y3005-01 Cathedral Road	0.5	9,450.00
		Y3015-01 5th Parklands Avenue	0.8	17,430.00
		Y3016-01 1st Avenue Parklands	1.8	37,380.00
		Y3018-01 4th Parklands Avenue	1.4	28,560.00
		Y3036-01 Kahwe Road	0.6	13,230.00
		Y3038-01 Ring Road Kileleshwa	0.9	19,530.00
		Y3043-01 KILIMANI ROAD	1.2	26,040.00
		Y3054-01 Lenana Road	5.2	109,410.00
		Y3096-01 Ole-Nguruni Avenue	0.9	19,110.00
		Y3121-01 3rd Parklands Avenue	1.8	36,750.00
		Y3123-01 2nd Avenue Parklands	1.8	36,960.00
		Y4013-01 Elgon Road	0.9	19,320.00
		Y4016-01 Hospital Road	1.6	32,760.00
		Y4016-02 Kilimanjaro Road	3.1	65,520.00

NO.	RECIPIENT	ROAD NAME & ROAD NUMBER	LENGTH (KMS)	BUDGET FY 2003/2004
		Y4022-01 Kenya Road	0.4	8,400.00
		Y4043-01 Kodi Road	0.6	120,200.00
		Y4060-01 Mara Road	1	21,000.00
		Y4065-01 Matumbato Road	0.9	19,740.00
		Y4093-01 Muthaithi Avenue	0.3	111,700.00
		Y4103-01 OLE SHAPARA & MUHOHO AVES	1	74,800.00
		Y4107-01 Ragat Road	1	21,000.00
		Y4110-01 Sumba Road	0.3	65,800.00
		Y4147-01 Upper hill road	1.1	22,260.00
		Sub Total		39,238,450.00
	NCC DIV. II - Embakasi	A2 -01 THIKA ROAD		3,802,270.00
		V1026-01 MUTHAIGA ROAD	2.2	2,658,360.00
		V2001-01 Baba Dogo Road	0.3	32,900.00
		X1140-01 Muranga Rd:Globe - Muthaiga R	5.2	2,524,850.00
		X2005-01 Garden Court Drive	0.8	805,500.00
		X2023-01 STIMA LANE	0.3	192,700.00
		X2023-02 KARIOBANGI SOUTH ESTATE ROAD	3	245,100.00
		X2028-01 Access Road to NYS HQs	0.6	566,800.00
		X2029-01 Dandora Estate Roads	2	1,810,400.00
		X2031-01 Kasarani Estate Road	3	255,400.00
		X2032-01 Kayole Estate Road	3	1,179,700.00
		X2033-02 MWIKI ESTATE ROAD	0.8	809,500.00
		X2034-01 Umoja Estate Road	3	1,333,700.00
		X2035-01 RUAI ESTATE ROAD	1	1,089,000.00
		X2244-01 Utalii Lane	0.3	192,700.00
		X2245-01 Wambui Road	0.7	155,200.00
		Y2005-01 Kayole Spine Road	3	201,300.00
		Y2009-01 Mirema Road	3	98,700.00
		Y2012-01 Mutarakwa Road	1.5	32,900.00
		Y2016-01 CIVIL SERVANT ESTATE ROAD	0.5	923,500.00
		Y2020-01 KAHAWA WEST JUA KALI	0.8	838,500.00
		Y2021-01 Komorock Estate Road	3	438,000.00
		Sub Total		20,186,980.00
	NCC DIV. 3 - Northern	D378-01 Ngecha Road	0.3	255,000.00
		V3005-01 Forest Road	1.3	1,341,520.00
		V3009-01 Kapenguria Road	0.8	1,898,000.00
		V3015-01 Nyerere Road	0.2	614,000.00
		V3018-01 Othaya Road	0.3	947,500.00
		X3044-01 George Padmore Road	0.5	58,500.00
		X3105-01 Marcus Garvey	0.4	943,500.00
		X3169-01 Tabere Crescent	0.4	478,500.00
		X3172-01 Tende Drive	0.2	943,000.00
		X3181-01 Tigoni Road	0.3	944,500.00
		Y3041-01 Kibagare Valley	0.4	1,181,000.00
		Y3074-01 Mtama Road	0.3	1,092,500.00
		Y3113-01 Sports Road	0.8	2,692,000.00
		Sub Total		13,389,520.00

NO.	RECIPIENT	ROAD NAME & ROAD NUMBER	LENGTH (KMS)	BUDGET FY 2003/2004
	NCCDiv. 4 - Dagoretti	C61-01 Naivasha Road		1,950,260.00
		V4002-01 Gandhi Avenue	0.6	769,400.00
		V4004-01 Jamhuri Road	1.2	958,400.00
		V4009-01 Kibera Drive	4.1	959,000.00
		V4011-01 Kinyanjui Road	1.5	612,500.00
		V4013-01 Bagathi Way	2.8	234,350.00
		X4009-01 Cemetary	1.5	1,022,800.00
		X4028-01 Kabue Road	1	1,102,000.00
		X4029-01 Kabuthi Road	1	1,102,000.00
		X4047-01 Longonot Road	0.4	129,600.00
		X4052-01 Masaba	1	1,234,950.00
		X4090-01 Thandi Road	1	1,102,000.00
		X4104-01 Ngong Road Depot Road	0.5	847,900.00
		X4160-01 Ayany Estate Road	0.8	141,600.00
		Y3027-01 Hinga Drive	2	212,300.00
		Y3062-01 Marenga Road	0.4	140,300.00
		Y4013-01 Elgon Road	0.9	137,300.00
		Y4016-01 Hospital Road	1.5	159,350.00
		Y4022-01 Kenya Road	0.4	141,600.00
		Y4027-01 Kibera Road	0.6	627,180.00
		Y4035-01 Kilimanjaro Road	0.5	152,300.00
		Y4039-01 Kinoo Road	0.2	220,400.00
		Y4145-01 Upper Hill Road	1.3	147,600.00
		Y4147-01 Waithaka Crescent	0.7	159,350.00
		Sub-Total	25.9	14,264,440.00
2	Kiambu Municipal Council			
		General/Administrative Expenses		150,000.00
		UUP2 -01 Post Office - Kangoya Road	2	476,640.00
		UUP3 -01 Kangoya - Nduburi Road	4	498,080.00
		UUP7 -01 Chief Wandie Road	5	375,500.00
		Sub Total		1,500,220.00
3	Murang'a Municipal Council			
		General/Administrative Expenses		243,422.00
		U136 -01 Slaughter House Road		8,400.00
		U140 -01 Uhuru Road		9,000.00
		U142 -01 Workshop Road		243,000.00
		U145 -01 Nduati Road		9,300.00
		U156 -01 Mumbi Road		218,000.00
		U165 -01 Kambwe Road		643,857.00
		U169 -01 Kamatura Road		204,000.00
		U173 -01 Kenyatta Road		430,200.00
		U200 -01 Kiharu Road		540,000.00
		U233 -01 Maragi Road		48,000.00
		U233-02 Embassy Road		34,500.00
		Sub Total		2,631,679.00
4	Kerugoya municipal council			
		R0000-01 Administration/General		150,000.00
		URF1 -01 Kaithiri-Kirigo-Karia	4.5	44,820.00
		URF2 -01 Kabu-Kamutuguti	1.5	14,940.00
		URP1 -01 Giwe-Thangari	6.5	64,740.00
		URP2 -01 Miringairi-Rutui	2.5	24,900.00
		UUA1 -01 Total P.station-DCs office	0.5	300,000.00
		UUA2 -01 M.O.W-Kuruma	1	57,560.00
		UUA3 -01 Anoi factory-site and service	1	57,560.00
		UUA4 -01 Station-Tenant P Housing	0.5	52,580.00
		UUA5 -01 Kerugoya motuary-Chief Camp	0.2	67,520.00
		UUA6 -01 Kibugi mortuary-Gichugu Dairy	2	19,920.00
		UUA7 -01 Kaitheri pry-Site and service	2.5	67,700.00
		UUA8 -01 Slaughter house-School for de		29,880.00
		UUF1 -01 Kutus old Town road	0.2	150,000.00
		UUF2 -01 Kerugoya town-roads	4	39,840.00
		UUP1 -01 Kerugoya bus park-Kerugoya mr	0.6	338,115.00
		UUP2 -01 Kanyaga Junction-Kutus MRKT	2	19,920.00
				1,499,995.00

NO.	RECIPIENT	ROAD NAME & ROAD NUMBER	LENGTH (KMS)	BUDGET FY 2003/2004
5	Mombasa Municipal Council			
		Administration/General Expenses		6,399,500.00
		UUP11-01 Biashara Street	1	165,697.00
		UUP12-01 Dedan Kimathi	1	173,682.00
		UUP14-01 Mama Ngina Drive	3.2	473,104.00
		UUP15-01 Meru	0.6	166,179.00
		UUP15-02 Kaunda Avenue	1.8	398,497.00
		UUP16-01 Moyhe Drive	2	268,800.00
		UUP2-01 Majengo	1	1,873,000.00
		UUP4-01 Mwangeka	1.5	3,455,000.00
		UUP5-01 Wajir	1.7	1,526,500.00
		UUP6-01 Za Khem	4.5	3,512,000.00
		UUP7-01 Refinery	1.9	288,007.00
		UU25-01 Likoni Feeder Roads	1.5	720,000.00
		UU27-01 Lantana Drive	4	182,400.00
		UUA1-01 Beira	0.3	756,830.00
		UUA2-01 Lumumba	1.6	543,251.00
		UUA3-01 Haile Selassie	1.1	406,749.00
		UUF1-01 Unga	0.4	1,059,000.00
		UUF10-01 Likoni	0.6	1,537,500.00
		UUF11-01 Langoni	0.5	515,000.00
		UUF12-01 Mozambique	0.4	1,373,800.00
		UUF13-01 Old Kilindini	0.3	692,500.00
		UUF14-01 West Feeder Roads	1.5	720,000.00
		UUF15-01 Pamba	0.6	57,410.00
		UUF16-01 Mengo	0.7	124,327.00
		UUF17-01 Baluchi	0.2	85,300.00
		UUF18-01 Faza	0.3	89,804.00
		UUF19-01 Joe Kadenge	0.4	55,729.00
		UUF2-01 A. Ndovu Mwindali	4	1,507,600.00
		UUF20-01 Keino	0.4	118,452.00
		UUF21-01 Msanifu Kombo	0.4	161,000.00
		UUF22-01 Mtwafi	0.5	225,600.00
		UUF23-01 Narok	1	163,128.00
		UUF24-01 Salim Mwangunga	0.5	300,001.00
		UUF26-01 Barracks	0.7	147,400.00
		UUF28-01 Mwingi Babu	1.1	143,400.00
		UUF29-01 NSSF	0.2	48,235.00
		UUF3-01 Zanzibar	0.6	2,029,600.00
		UUF30-01 Showground Roads	0.4	67,800.00
		UUF31-01 Simba	0.4	192,000.00
		UUF4-01 Dar Es Salaam	0.6	3,766,400.00
		UUF5-01 Msaada	0.6	844,000.00
		UUF6-01 Hongera	0.2	484,500.00
		UUF7-01 Kwa Shibu	0.3	1,310,000.00
		UUF8-01 Dedan Kimathi	0.7	1,512,000.00
		UUF9-01 Kwale	0.3	849,500.00
		UUP1-01 Jomvu Kuu	3	5,862,000.00
		UUP8-01 Gatundu	0.4	62,597.00
		UUP10-01 Tangana	0.7	279,817.00
		UUP9-01 Sauti ya Kenya	1.1	162,407.00
		Sub Total		47,857,003.00

NO.	RECIPIENT	ROAD NAME & ROAD NUMBER	LENGTH (KMS)	BUDGET FY 2003/2004	
6	Nyeri Municipal Council	Administration Expenses		396,984.00	
		Purchase of Equipment		3,650,000.00	
		UUF17-01 Kenyatta road		5,600.00	
		UUF18-01 Kongoni road	0.1	30,150.00	
		UUF19-01 Kamukunji road	0.1	33,250.00	
		UUF2 -01 Lumumba road	0.3	143,500.00	
		UUF20-01 Kuku road-Temple road Lane		546,900.00	
		UUF21-01 Bishop Gatimu road		60,000.00	
		UUF3 -01 Kanisa road	0.3	101,000.00	
		UUF4 -01 Moi Nyayo Way	0.1	45,000.00	
		UUF5 -01 Muhoya road	0.4	200,500.00	
		UUF6 -01 El Molo Road	0.3	108,000.00	
		UUF7 -01 Gakere road	0.8	352,500.00	
		UUF8 -01 Park Lane	0.3	116,750.00	
		UUF9 -01 Kuku road	0.1	49,000.00	
		UUP1 -01 Majengo road	2.6	792,000.00	
		UUP10-01 Ngonde road		227,500.00	
		UUP2 -01 Chania road		187,500.00	
		UUP3 -01 Kangemi road		259,500.00	
		UUP4 -01 Ruringu road		187,500.00	
		UUP5 -01 Karia road		197,500.00	
		UUP6 -01 Kamakwa road		187,500.00	
		UUP7 -01 Njengu road		187,500.00	
		UUF10-01 Lower Bus Park		5,750.00	
		UUF1-01 Kimathi Way	2	850,000.00	
		UUF11 -01 Bongo Road	0.1	24,500.00	
		UUF12-01 Teachers Road	0.1	33,200.00	
		UUF13-01 Grogan Road	0.2	82,100.00	
		UUF14-01 Uhuru Road	0.2	72,500.00	
		UUF15-01 Temple Road	0.4	178,500.00	
		UUF16-01 Co-operative road	0.4	47,500.00	
		UUP8 -01 Kiganjo road		237,500.00	
UUP9-01 Karicchu		187,500.00			
	Sub Total		9,784,684.00		
7	Thika Municipal Council	Administration		400,000.00	
		UU46 -01 Upper Road	0.2	18,180.00	
		UU53 -01 Mama Ngina	0.7	62,700.00	
		UU54 -01 Kwame Nkuruma Road	0.8	79,520.00	
		UU02-01 Industrial Area	0.9	46,570.00	
		UU11-01 Muindi Mbingu street	0.6	163,400.00	
		UU12-01 Kithima road	0.2	14,640.00	
		UU17 General kago road	2	5,310,364.00	
		UU45-01 Cross road	0.3	55,550.00	
		UU51-01 Workshop road	0.6	47,480.00	
		UU55-01 Uhuru street	0.5	22,400.00	
		UU57-01 Commercial street	0.5	84,940.00	
		UU58-01 Temple road	0.2	20,500.00	
			Sub-Total		6,326,244.00

NO.	RECIPIENT	ROAD NAME & ROAD NUMBER	LENGTH (KMS)	BUDGET FY 2003/2004
8	Kilifi Municipal Council			
		Administrative Expenses		150,000.00
		UUF4 -01 Spaki Road	5	388,000.00
		UUF1 -01 Prison Road	4	639,160.00
		UUF2 -01 Mnarani Road	2.5	234,800.00
		UUF3 -01 Hospital Main Gate Road		87,960.00
	Sub Total		1,499,920.00	
9	Voi Municipal Council			
		Administration		123,583.00
		M0003-01 Main Access	1.6	316,026.00
		M0003-02 CE.	0.1	900.00
		M0004-01 Lower Kariakor	0.8	10,008.00
		M0010-01 DH.	0.2	4,253.00
		M0011-01 Jua Kali	0.3	1,918.00
		M0012-01 Edward Maghanga	1	23,769.00
		M0015-01 BA.	0.9	21,267.00
		M0017-01 DB.	0.3	6,255.00
		M002 -01 Hospital	1.4	15,052.00
		M0020-01 BE.	0.8	19,766.00
		M0027-01 CA	0.2	2,244.00
		M0028-01 Millicah	0.2	2,936.00
		M0029-01 CB	0.2	1,600.00
		M0030-01 Bazzar	0.2	3,660.00
		M0031-01 Bus Park	0.1	30,000.00
		M0034-01 C.G.	0.1	1,646.00
		M0034-02 CG	0.1	800.00
		M0035-01 Railway Station	0.9	14,998.00
		M0036-01 JNTC	0.3	3,832.00
		M0036-02 Gloria	0.2	4,754.00
		M0037-01 Postal	0.2	4,754.00
		M0038-01 Utawala	0.2	4,754.00
		M0039-01 C-B	0.2	1,826.00
		M0039-02 Utawala Ext.	0.7	111,013.00
		M0040-01 Utawala Ext. B.	0.3	69,255.00
		M0041-01 Mwatamaa	0.8	303,266.00
		M0042-01 Mwatamaa Ext.	0.6	483,933.00
		M0042-02 AA.	1.4	34,778.00
		M0043-01 AA	1.4	30,024.00
		M0048-01 AJ.	2.8	31,275.00
		M0051-01 AH.	0.2	5,254.00
	M0052-01 AK.	0.2	4,504.00	
	M0053-01 AG.	0.3	7,506.00	
	M0053-02 AG.	0.3	7,506.00	
	M0054-01 CF.	0.4	10,008.00	
	M0055-01 District Distributor	2.8	32,102.00	
	MUUF1-01 Sofia Bona	1.4	12,510.00	
	Sub Total		1,763,535.00	


NO.	RECIPIENT	ROAD NAME & ROAD NUMBER	LENGTH (KMS)	BUDGET FY 2003/2004
10	Malindi Municipal Council			
		Administrative Expenses		390,559.00
		UUA1 -01 Stadium Road	0.8	111,384.00
		UUA11-01 Mgandini - Grave Yard	0.7	33,486.00
		UUA12-01 Ring Road - Ngowe	0.7	101,886.00
		UUA2 -01 E897 to New Grave Yard	1	31,090.00
		UUA3 -01 Hospital - Showground	0.9	105,454.00
		UUA4 -01 Slaughter House Road	1.1	962,522.00
		UUA4 -02 Slaughter House - Tawheed		120,780.00
		UUA5 -01 Central Primary School	0.6	834,029.00
		UUA5 -02 CBD		57,360.00
		UUA6 -01 Majengo	0.6	819,779.00
		UUA7 -01 Eden Roc - Mtangani Road	0.8	35,334.00
		UUA8 -01 B8A - Kings Academy	1.1	20,878.00
		UUA9 -01 Mtangani Road - Grave Yard	0.7	13,186.00
		UUP1 -01 Ngala Phase 4 Road	1.1	171,818.00
		UUP5-01 Grave Yard - Lamalindina	0.4	6,792.00
	UUP3 -01 Ngala Phase 2 Road	0.9	89,082.00	
	Sub Total		3,905,419.00	
11	Embu Municipal Council			
		Administration Expenses		290,000.00
		UU1 -01 Teachers Sacco Bank-Corner Ba	0.3	702,506.00
		UU2 -01 Kutus-Shauri-Kanjulu Minni In	1	370,017.00
		UU3 -01 Kubukubu-Emma-Kirimari Ring R	2.4	747,235.00
		UU5 -01 Kubukubu-Kiambuthi, Minni Inn	1	364,990.00
		UU4 -01 Majengo Ring Road	1.8	657,982.00
	Sub Total		3,132,730.00	
12	Maragwa Town Council			
		R0000-01 Administration/General Exp.		150,000.00
		UUA1 -01 Off C71 Maragua Trinity Schoo		737,840.00
		UUF1 -01 Off Maragua Mkt - 89 Building		337,630.00
		UUF2 -01 Union Bank - Blue n' Spot Sho		65,980.00
		UUF3 -01 Union Bank - Police Station		52,784.00
		UUF4 -01 Bluespot-Antmalaria drain		156,000.00
	Sub-Total		1,500,234.00	
13	Wote Town Council			
		R0000-01 Administration Expenses		48,000.00
		UUF1 -01 Kaumoni-Nthangu Disp.-Chief's	0.8	62,800.00
		UUF2 -01 Kilala (C99) - ACK Kaiti Prim	0.4	31,200.00
		UUF3 -01 Nziu - Kiti Kyunu - Mumburi	10.5	94,202.00
		UUF4 -01 Watuka - Uviluni	7	93,900.00
		UUF5 -01 Sia Pry - Kitanyoni - Mandoi	18	93,900.00
		UUF6 -01 Kivandini - Kithiani	5.5	94,000.00
	UUP1 -01 East Ngosini - Kwa Katiku	10	94,400.00	
	Sub-Total		612,402.00	
14	Kitui Municipal Council			
		R0000-01 General/Administrative Expens		150,000.00
		UUF3 -01 Kilungya Street	0.7	1,350,040.00
	Sub-Total		1,500,040.00	
15	Maua Municipal Council			
		R0000-01 Administration Expenses		146,822.00
		UUP1 -01 Annex Road - Bidii Clinic (C9	2.5	1,353,178.00
	Sub-Total		1,500,000.00	

NO.	RECIPIENT	ROAD NAME & ROAD NUMBER	LENGTH (KMS)	BUDGET FY 2003/2004	
16	Kajiado Town Municipal Council				
		R0000-01 Administration/General Exp.		150,000.00	
		UU10 -01 Beinafuu-Outering road	0.5	142,040.00	
		UU12 -01 mosque-Mwema house junc.	0.3	58,800.00	
		UU13 -01 Guchacafe junc.-outering	0.3	58,800.00	
		UU14 -01 Boarder point-Mukosi junc.	0.2	39,200.00	
		UU15 -01 sambel junc.-Beinafuu junc.	0.2	39,200.00	
		UU16 -01 Nyangus Bar Junc.-Highgate	0.1	19,600.00	
		UU17 -01 Flames Bar junc.-Beinafuu jun	0.1	19,600.00	
		UU18 -01 Market-Mosque Outering Junct.	0.2	39,204.00	
		UU2 -01 outering-NGA-NRB Road	2	60,120.00	
		UU20 -01 Enkiwanjani Rd	3.1	128,550.00	
		UU24 -01 Full Gospel Church-Cent.Hotel	0.3	9,000.00	
		UU4 -01 Rware-Posta Rd	0.3	9,000.00	
		UU5 -01 Sokonjinga-Outering		78,400.00	
		UU6 -01 Dalalekutuk-Oloyiangalani Rd	0.2	39,200.00	
		UU7 -01 Mobile station-stadium	0.7	54,200.00	
		UU8 -01 Thayu Bar-Hamisi kahanya junc	0.5	98,000.00	
		UU9 -01 Teachers Junc.-Gateway Junc.	0.7	70,800.00	
		UUF21-01 A104 police junct.iseuri sch.	3.7	100,000.00	
		UUF22-01 Esukata Rd	4.2	126,000.00	
		UUF23-01 Total junction-ACK-Outering R	1.2	36,000.00	
		UUF7 -01 Oloyiangalani-mbalelo-Outerin	0.3	58,800.00	
		Sub-Total		1,434,514.00	
	17	Machakos Municipal Council			
			General/Administrative Expens		950,000.00
			C97 -01 Mulu Mutisya Avenue	0.5	394,000.00
		C97 -02 Konza Road (outside T/H)	0.2	350,000.00	
		URA36-01 Kitui Rd. - Kariobangi Tps.	0.7	1,833,598.00	
		URA52-01 Red Cross - KDO Rd.	0.8	1,557,998.00	
		URF31-01 College - Ngundo Hse Rd.	0.6	1,147,798.00	
		URF34-01 Mulu Mutisya-Konza Rd(S/Army)	0.8	115,800.00	
		URF35-01 Kithaayoni(kdo rd)-Manza Pry-	2.4	214,800.00	
		URF51-01 Rashid Rd - Tendelyani	4	336,000.00	
		URP20-01 KDO Rd - Kyanda	3.4	315,000.00	
		URP24-01 Kitui Rd - Five Hills	0.5	90,600.00	
		URP37-01 NBI-Prisons-Nthula Road	0.5	12,000.00	
		URP85-01 Kitui Rd -Muputi Market	6.1	290,400.00	
		UUA10-01 Lukindo Road	0.2	451,400.00	
		UUA42-01 Nthula Road	2.1	264,915.00	
		UUF48-01 Mbolu Malu-Kinyali Hse Rd.	0.3	1,228,099.00	
		UUF60-01 Bus Park		139,945.00	
		UUF7 -01 Central Parking Rd.	0.5	559,999.00	
		UUF61-01 Bus Park Ring Road	0.2	105,000.00	
	Sub Total		10,357,352.00		




NO.	RECIPIENT	ROAD NAME & ROAD NUMBER	LENGTH (KMS)	BUDGET FY 2003/2004
18	Meru Municipal Council			
		Administration/ General Exp.		504,767.00
		UU2 -01 NCPB-Kibera	0.5	676,001.00
		UU3 -01 Irinda-Majengo-Ngundu	1.2	1,620,001.00
		UU4 -01 KPCU-Mwiteria-Mun.boundary	0.5	684,001.00
		UU5 -01 Showground-Kongoacheke	1	1,310,001.00
		UU6 -01 Veterinary office-Kaithe	0.8	1,116,001.00
		UU7 -01 Maize meal fact.-Angelic-mang	0.9	956,001.00
		UU8 -01 Prison-Cathedral	0.5	634,001.00
		UUA1 -01 Shuri yako-Kooje-Gatuntune	1.4	1,730,001.00
		UU9 -01 KNLS-ST.Pauls-Cent.Tutorial	0.7	933,001.00
	Sub Total		10,163,776.00	
19	Kisumu Minicipal Council			
		R0000-01 Administration/General Exp.		1,595,430.00
		Equipment Purchase		1,900,000.00
		UUA1 -01 Town Hall	1	1,500,000.00
		UUP1 -01 Achieng Oneko	1	1,527,450.00
		UUP10-01 Manyatta Arina	0	389,992.00
		UUP11-01 Manyatta - Rainbow	0	1,749,960.00
		UUP12-01 Dunga	0	874,980.00
		UUP2 -01 Jomo Kenyatta	1	96,000.00
		UUP3 -01 Ojino Okew	1	49,000.00
		UUP4 -01 Obambo	0	1,749,960.00
		UUP5 -01 Orongo	0	1,784,940.00
		UUP6 -01 Kondele Pamba	0	1,899,960.00
		UUP7 -01 Gita	0	1,829,960.00
		UUP9-01 Nyalenda Access		1,434,980.00
		UUP8 -01 GK Prison	0	1,829,960.00
	Sub Total		20,212,572.00	
20	Siaya Municipal Council			
		Administration/General Expens		150,000.00
		URA12-01 Ndere - Luanda	3	114,000.00
		URA5 -01 Futro - Lwala	5	112,000.00
		URA9 -01 Awelo - Futro		42,000.00
		URF10-01 Aduwa - Liganwa	3	27,000.00
		URF6 -01 Karapul - Barding	4	268,000.00
		URF6 -02 Boro-Mbaga		126,000.00
		URP9 -01 Ndere - Sese - Nyadhi	6	180,000.00
		UUA14-01 Odiedo - Agoro Lieye	3	190,000.00
		UUA4 -01 KCB - Municipal Par - Industr	1	132,000.00
		UUA7 -01 Futro - Pap Kakan	3	66,000.00
		UUP3 -01 Post Office - Police		43,000.00
		UUP1 -01 AlfRose - Min. of Works		50,000.00
	Sub Total		1,500,000.00	

NO.	RECIPIENT	ROAD NAME & ROAD NUMBER	LENGTH (KMS)	BUDGET FY 2003/2004
21	Homa Bay Municipal Council			
		Administration/ General Exp.		280,479.00
		UU002-01 Road 1	0.3	599,400.00
		UU003-01 Road 2	0.3	661,560.00
		UU007-01 Road 3	0.3	621,600.00
		UU009-01 Road 4	0.1	248,640.00
		UU010-01 Road 5	0.1	228,660.00
		UU036-01 Road 6	0.8	50,580.00
		UU037-01 Road 7	1.9	113,880.00
	Sub Total		2,804,799.00	
22	Migori Municipal Council			
		General/Administrative Expens		150,000.00
		E1005-01 Town - Ngege Roads	2.5	104,000.00
		E1006-01 A1 (Ombo Hosp) - BAT Guest Ho	2	942,000.00
		UNF3 -01 Market - Jua Kali Sheds	1.5	156,000.00
		UNF1 -01 KCB - Gilly Hotel	0.5	148,000.00
		Sub Total		1,500,000.00
23	Kehancha Municipal Council			
		Administration Expenses		74,928.00
		UUF1 -01 Koramangucha - Kegonga	3	95,940.00
		UUF2 -01 Mabera - Motemorabu	4	127,920.00
		UUF3 -01 Nyamagagana - Kombe	2	63,960.00
		UUF5 -01 Ntimaru - Canaan	2.6	83,148.00
		UUF4 -01 Karosi - Nyatechi	4	54,104.00
	Sub Total		500,000.00	
24	Kericho Municipal Council			
		Administrative Expenses		290,000.00
		Equipment Purchase		1,906,914.00
		UUA1 -01 Hospital Road	0.7	108,800.00
		UUA10-01 Moi Estate - Mortgage - KCC	1.5	44,000.00
		UUA11-01 Kipchimchim - Chepkurbet	6	366,000.00
		UUA12-01 Jericho - Kimibei - Ochi	2.5	171,000.00
		UUA13-01 Market - Site - Stadium	2	270,000.00
		UUA14-01 Kakiptui - Kapsuser	3	294,000.00
		UUA15-01 Borborwet - Kipkoiyan	5	342,000.00
		UUA16-01 Towett Rd - Kimugu	2	270,000.00
		UUA2 -01 Temple Road	0.7	108,800.00
		UUA3 -01 John Kerich Road	0.3	54,400.00
		UUA4 -01 Stadium - Nyakacho	2	360,000.00
		UUA5 -01 Sumeiyon - Prison Annex	2	95,000.00
		UUA6 -01 Towett - Golf Course - Mortga	2.5	282,000.00
		UUA7 -01 Kapsuser - Chepkoton Bridge	1.5	202,500.00
	UUA9 -01 Chepkoton - Kipsolu	0.5	67,500.00	
	UUA8 -01 Nyakacho - Motobo	2	159,000.00	
	Sub Total		5,391,914.00	



NO.	RECIPIENT	ROAD NAME & ROAD NUMBER	LENGTH (KMS)	BUDGET FY 2003/2004
25	Nanyuki Municipal Council			
		R0000-01 Administration/General Exp.		250,000.00
		UUA1 -01 Lumumba Road	0.2	625,000.00
		UUA2 -01 Willy Jimmy Road	0.2	178,250.00
		UUF2 -01 Southern Frontage (DC) - Road	0.4	397,008.00
		UUF1 -01 Northern Frontage (Post Office	0.6	537,508.00
		UUA3 -01 Park Road	0.2	187,200.00
		UUA6 -01 Kimathi Road	0.7	325,020.00
	Sub-Total		2,499,986.00	
26	Nakuru Municipal Council			
		R0000-01 Administration/General		1,536,521.00
		W0011-01 Short street	0.7	24,486.00
		W0012-01 G.Kariba street	0.4	3,060,464.00
		W0014-01 Baringo Street	1.6	336,120.00
		W0015-01 Embu street	0.5	20,988.00
		W0016-01 Kericho Street	0.5	20,988.00
		W0018-01 Uhuru Street	1	17,490.00
		W002 -01 Maragoli Street	0.6	230,988.00
		W0022-01 Turkana Street	0.5	17,490.00
		W0026-01 Moi street	0.4	13,992.00
		W0032-01 Kivumbini Road	0.4	17,088.00
		W0039-01 Muranga	0.6	167,688.00
		W0040-01 Martin Luther	0.6	31,488.00
		W0041-01 Shadrack Kimalel	1	842,772.00
		W0043-01 Mburu Gichua	1.5	252,480.00
		W0044-01 Shuleni	1.3	41,982.00
		W0050-01 Oginga Odinga Avenue	4.5	1,235,258.00
		W0058-01 Kenyatta Avenue	1.4	1,595,400.00
		W0061-01 Masai Avenue	2.2	75,150.00
		W0064-01 P.Nehru Road	0.4	597,200.00
		W0065-01 Malalal	0.3	21,000.00
		W0071-01 Watende Road	0.6	1,300,092.00
		W0080-01 Court road	0.5	74,550.00
		W0081-01 Club road	0.4	48,840.00
		W0087-01 Agakhan	0.3	9,140.00
		W0093-01 Mombassa Avenue	0.7	769,236.00
		W0096-01 Lokicha	0.4	494,370.00
		W010 -01 Wareng Street	1.5	835,470.00
		W011 -01 Printing House	0.7	28,650.00
		W0114-01 Samcom-Elianto	1.2	45,474.00
		W0115-01 Tinderet	0.9	31,482.00
		W0119-01 Timber Mill House	0.8	26,340.00
		W0126-01 Showground	2.2	353,882.00
		W0129-01 Menengai Crescent	1	19,200.00
		W0132-01 Elgeyo Avenue	0.6	27,240.00
		W0134-01 Menengai Drive	1.6	28,200.00
		W0135-01 State House Road	0.6	64,476.00
		W0143-01 Nakuru Teachers	1.7	59,466.00
		W0147-01 Camerron	0.1	1,950.00
		W0155-01 Prairie	3.4	1,214,132.00
		W0159-01 Mugumo Avenue	0.7	24,500.00
		W0170-01 Limuru Road	0.2	6,996.00
	W0171-01 Othaya	0.2	15,900.00	
	W0177-01 Kabete	0.3	8,700.00	
	W0181-01 Tigoni	0.4	6,600.00	
	W023 -01 Gen Chui Street	0.4	14,700.00	
	W0300-01 Ragati River	0.6	76,000.00	
	W0308-01 Thika Road	0.4	13,992.00	
	W0377-01 1st Rhoda Avenue	0.7	24,486.00	
	W0379-01 Kipanga Way	1.1	38,478.00	
	W0474-01 Commercial Street	0.3	3,750.00	
	W0481-01 Kijabe Row	0.5	22,920.00	
	W0495-01 Shirikisho-Tiafa Lane	0.2	101,500.00	
	WR1 -01 Nakuru Teachers to Kiratina	2.7	502,626.00	
	WR3 -01 CheckPoint - Githima	1	593,480.00	
	WR2 -01 Main Mashambani Matatu Park	0.1	286,800.00	
	Sub Total		17,330,651.00	

NO.	RECIPIENT	ROAD NAME & ROAD NUMBER	LENGTH (KMS)	BUDGET FY 2003/2004
27	Trans Nzoia Municipal Council			
		R0000-01 General/Administrative Expens		400,000.00
		UU1 -01 Mosque	0.2	78,600.00
		UU10 -01 Matano Access 2 Road	0.3	6,255.00
		UU100-01 Mombasa Road	0.2	5,229.00
		UU101-01 Gogate Road	0.4	317,600.00
		UU103-01 Barina Street Road	0.4	87,960.00
		UU108-01 Maziwa Road	1.6	72,232.00
		UU11 -01 Mitume Centre Road	0.2	126,934.00
		UU110-01 Moses Mudavadi 1 Road	0.5	2,700.00
		UU113-01 Cinema Road	0.2	80,630.00
		UU115-01 Robert Ouko Road	0.2	2,030.00
		UU119-01 Moi Avenue Road	0.4	200.00
		UU121-01 Town Hall Access Road	0.3	20,000.00
		UU123-01 Mac - Asembo Road	0.4	8,520.00
		UU127-01 Jua Kali Access Road	0.2	6,005.00
		UU14 -01 Tenant Purchase Rd. 1 Road	0.1	113,030.00
		UU15 -01 Ofafa Road	0.9	669,273.00
		UU157-01 School Road	1.5	36,529.00
		UU17 -01 John M. Seroney Road	0.7	205,280.00
		UU176-01 Church Road	0.7	497,014.00
		UU178-01 Hospital Road	0.6	267,750.00
		UU188-01 Masaba Road	0.9	317,108.00
		UU194-01 Milimani Road	1	25,355.00
		UU201-01 Chemi - Chemi Road	0.8	32,176.00
		UU203-01 Koisongur Road	2.3	217,096.00
		UU206-01 Hill View Road	0.9	23,344.00
		UU208-01 South Hill	1.3	31,525.00
		UU230-01 Mukhweso Road	0.6	15,262.00
		UU253-01 Posta Road	0.3	1,335.00
		UU256-01 Shimo la Tewa Road	2	50,040.00
		UU258-01 Lessos Primary Road	0.6	16,013.00
		UU259-01 Lower Lessos Road	2.5	62,550.00
		UU260-01 Prison Annex Road	2	50,040.00
		UU261-01 Kibomet Road	4	100,080.00
		UU262-01 Tuwan Access Road	1.6	108,540.00
		UU4 -01 Watitwa 1 Road	0.5	45,400.00
		UU57 -01 Masinde Muliro Road	1.1	146,104.00
		UU6 -01 Mwarabu Road	1.1	561,150.00
		UU61 -01 Oginga Odinga Road	0.4	11,260.00
		UU62 -01 Alexander Muse Road	0.3	38,600.00
		UU72 -01 Municipal Yard Access Road	0.3	239,156.00
		UU74 -01 Mumias Highway Road	3.7	36,900.00
		UU78 -01 Kimathi Street	0.6	211,300.00
		UU8 -01 Watitwa 2 Road	0.5	238,341.00
		UU83 -01 J.M. Kariuki Road	0.7	14,160.00
		UU84 -01 Webuye Gardens Road	0.4	159,607.00
		UU9 -01 Matano Access 1 Road	0.4	10,627.00
		UU99 -01 Koinange Road	0.4	9,883.00
		UU97 -01 Bungoma Road	0.4	407,233.00
		Sub Total		6,183,956.00
28	Eldoret Municipal Council			
		R0000-01 Administration/ Expenses		305,807.00
		UUF02-01 Kapsoya Estate Road	3.4	3,543,000.00
		UUF03-01 Elgon View Estate	2.3	2,914,710.00
		UUF04-01 Kimumu Estate Road	1.5	2,035,500.00
		UUF06-01 Kapyemit Road	1	1,174,500.00
		UUF05-01 Pioneer Estate Road	1.5	1,930,500.00
		Sub Total		11,904,017.00



NO.	RECIPIENT	ROAD NAME & ROAD NUMBER	LENGTH (KMS)	BUDGET FY 2003/2004
29	Kabarnet Municipal Council			
		R0000-01 Administrative Expenses		143,000.00
		UU001-01 Chepartigon	2	45,180.00
		UU002-01 Seguton Hill Road		8,544.00
		UU003-01 Kasoiyo - Kiboi	3.6	99,240.00
		UU004-01 Chepngorem Rd.	0.4	18,600.00
		UU005-01 Tilelon - Sagasak Road	3	144,000.00
		UU006-01 Bus Park Road		7,439.00
		UU007-01 Off Hospital Road - Cereals	1.6	57,887.00
		UU008-01 Kaptimbor - Ketindui Access	5	238,000.00
		UU009-01 Chelagat Road	0.3	25,913.00
		UU010-01 E4 Stadium Road	0.1	12,084.00
		UU011-01 Kituro - Kitumbei Access	2.7	161,900.00
		UU012-01 Borowinin - Kapkwony	5.4	178,200.00
		UU013-01 Kapkot - Kapcharebet Road	4.6	126,000.00
		UU014-01 Moi Avenue	0.4	23,890.00
		UU015-01 Chemuna Road	0.3	5,934.00
		UU017-01 Church Road	0.4	74,196.00
		UU018-01 Agip Road	0.1	22,500.00
		UU019-01 Hospital Road	0.7	6,080.00
	UU027-01 Members Club Access	0.3	9,986.00	
	UU021-01 DCs Residence Access		26,130.00	
	Sub Total		1,434,703.00	
30	Kapsabet Municipal Council			
		R0000-01 Administration Expenses		446,905.00
		UUA1 -01 Main St. from Kobil to Total		81,000.00
		UUF1 -01 ART-K.H.Andelgon Htls-Main St		32,250.00
		UUF10-01 Kamobo Showground Road		43,841.00
		UUF11-01 Kamoson - Cheber Road		33,600.00
		UUF12-01 Kipsinende - Amal Road		16,401.00
		UUF13-01 Samoo - Kapsasur Bridge		17,500.00
		UUF14-01 Tilalwo - Bombo Road		52,500.00
		UUF15-01 Cheptui Bridge		15,730.00
		UUF16-01 Meswo - Kiminda Road		52,500.00
		UUF17-01 Kiminda - Kiropket		22,835.00
		UUF18-01 Baraton Centre		16,963.00
		UUF2 -01 Bus Park (Kapsabet Towns)		75,000.00
		UUF3 -01 Showground - Sewer Treatment		94,850.00
		UUF4 -01 AFC - New Slaughter Hse via S		94,860.00
		UUF5 -01 Kapsabet Girls Sch. - Kipture		35,000.00
		UUF6 -01 Kipture - Kipsigak Road		30,000.00
		UUF7 -01 Kariibu - Kamanang Road		14,381.00
		UUF8 -01 Chesuwe - Kabirirsang Road		44,975.00
		UUF9 -01 Kabirirsang through Kiptargon		45,010.00
		UUP1 -01 Posta Rd. N.C.C. - ART		12,000.00
		UUP2 -01 Kingwal - Chepterit Road		60,000.00
		UUP3 -01 Kaptabongen - Kapsoen Road		33,831.00
		UUP4 -01 Kimaam - Kipture Road		20,000.00
		UUP5 -01 Kipsigak - Kamungei Road		49,000.00
		UUP7 -01 Mosobecho - St. Mary's Sch.		17,500.00
	UUP6 -01 Kipsotoi Mugunya Road		30,002.00	
	Sub Total		1,488,434.00	
31	Lodwar Municipal Council			
		R0000-01 Administrative Expenses		150,000.00
		UUF1 -01 A1 Junction - NCPB	1.4	376,628.00
		UUF2 -01 Kanu Office - Moi Garden	0.5	14,010.00
		UUF3 -01 D347 Junction - A1 Junct.Kobi	0.4	317,708.00
		UUF4 -01 D347 Junction - A1 Junct.Hosp	0.5	351,410.00
		UUF6 -01 D347 Junction - Resource Cent	0.5	254,010.00
		UUF5 -01 D347 Junction - Showground	1.3	36,426.00
	Sub Total		1,500,192.00	

NO.	RECIPIENT	ROAD NAME & ROAD NUMBER	LENGTH (KMS)	BUDGET FY 2003/2004
32	Bungoma Municipal Council			
		R0000-01 Administration/ General Exp.		150,000.00
		UUA1 -01 Moi Avenue		205,000.00
		UUA13-01 BUR28	3	105,000.00
		UUA3 -01 BUR-3	1.5	153,000.00
		UUA4 -01 BUR5	0.6	18,000.00
		UUA7 -01 BUR9	2	276,000.00
		UUA8 -01 BUR11	2	242,000.00
		UUF10-01 BUU2		488,302.00
		UUF2 -01 Obiero Road	0.3	397,601.00
		UUF66-01 BUR27	1.5	1,500.00
		UUF68-01 BUR36	3	90,000.00
		UUP12-01 BUR17	1.7	350,000.00
		UUP19-01 BUR32	1.2	66,000.00
		UUP23-01 BUR39	0.3	429,001.00
		UUP26-01 BUR42	2	60,000.00
		UUP36-01 BUR57	3	90,000.00
	UUP27-01 BUR41	1	40,000.00	
	Sub Total		3,161,404.00	
33	Busia Municipal Council			
		R0000-01 General/Administration Expens		254,200.00
		UUP2 -01 Hospital - Open Market - Mill	1	229,400.00
		UUP1 -01 Bwamani - Mayenje Footbridge	1	2,058,654.00
	Sub Total		2,542,254.00	
34	Kakamega Municipal Council			
		General/Administrative Expens		300,000.00
		UUA1 -01 Ngaira Road	0.4	1,970,400.00
		UUA2 -01 Bus Park		1,089,300.00
		UUP1 -01 Sudi/Maziwa/Canon A./Were/Per	1.8	2,244,155.00
		UUP2 -01 Khasakhara		286,328.00
		UUP4 -01 State Lodge		318,990.00
		UUP3 -01 Owashika		244,718.00
	Sub Total		6,453,891.00	
35	Vihiga Municipal Council			
		Administration/General Exp		132,700.00
		AR2 -01 New Karibu Hotel-North End	0.5	296,500.00
		UU2 -01 Majengo-Ringroad		23,600.00
		D291 -01 Majengo-Lundu		67,000.00
		E231 -01 Mbale-DC'S office	0.3	142,800.00
		UR1 -01 Mbale-Town Ring road	0.7	765,000.00
	UU1 -01 Majeno-Market		72,400.00	
			1,500,000.00	
36	Ruiru Municipal Council			
		R0000-01 Administration Expenses		150,000.00
		UUA1 -01 Githurai Kimbo	8.5	561,200.00
		UUP1 -01 Wataalum Githunguri Pry. Kiam	0.2	789,000.00
	Sub-Total		1,500,200.00	
37	Nyahururu Municipal Council			
		Administration Expenses		150,000.00
		UUF2-01 Go-down	0.5	525,175.00
		UUF1-01 Selemara Road		525,175.00
		UUF3-01 Sharpes Road	0.4	299,725.00
	Sub-Total		1,500,075.00	

NO.	RECIPIENT	ROAD NAME & ROAD NUMBER	LENGTH (KMS)	BUDGET FY 2003/2004
38	Bomet Municipal Council			
		Administration Expenses		176,254.00
		UUF1 -01 Road 1		448,870
		UUF2 -01 Road 2		205,916
		UUF4 -01 Bus park		447,760
		UUF3 -01 Road 4		221,200
	Sub-Total		1,500,000	
39	Limuru Municipal Council			
		Administration Expenses		150,000
		UUF2 -01 Biashara Street Circuit	0.6	346,500
		UUF3 -01 School Road	0.2	64,500
		UUF4 -01 Hospital Road	0.5	15,700
		UUF1 -01 Kahahu Road	0.4	22,250
		UUF5 -01 Market Office Road	0.2	45,000
		UUF9 -01 Sewerage Works Road	1.5	165,000
		UUF6 -01 Bata - Market Road	0.1	33,750
		UUF7 -01 Rongai - Market Road	0.6	189,500
		UUF8 -01 Mitumba Road	0.6	468,000
	Sub-Total		1,500,200	
40	Garrisa Municipal council			
		Administration Expenses		333,981
		UU2 -01 Harambee Road		118,250
		UU3 -01 LT Tumbo Road		33,786
		UUF1 -01 Road1		100,000
		UUF10-01 Road 10		80,000
		UUF11-01 Road11	1	130,000
		UUF12-01 Road12	0.8	120,000
		UUF2 -01 Road2		80,000
		UU1 -01 Kenyatta Road		84,464
		UUF3 -01 Road3		80,000
		UUP3 -01 Garrisa ndogo road	0.8	28,800
		UUF4 -01 Road 4		80,000
		UUF5 -01 Road5		80,000
		UUF6 -01 Road6	1.2	80,000
		UUF7 -01 Road 7	0.8	80,000
		UUF8 -01 Road 8	0.5	80,000
		UUF9 -01 Road9	0.5	80,000
		UUP1 -01 Ngamia Road	2	1,609,200
		UUP2 -01 Posta Road		346,800
	Sub-Total		3,625,281	
41	Kisii Municipal Council			
		Administration Expenses		400,000
		UUF1 -02 Bobasi road		1,175,612
		UUF10-01 Kuja road	0.8	17,250
		UUF11-01 Insaria road	0.9	20,750
		UUF12-01 Cathdral road	0.3	129,450
		UUF13-01 Dogo Khan	0.1	3,150
		UUF14-01 Ibencho road	0.4	256,399
		UUF15-01 Matayo road	0.1	3,150
		UUF16-01 Ongubo Lane	0.1	4,198
		UUF17-01 Prison-Getare market	0.7	37,000
		UUF18-01 Masabaflat-st.judes res.road		50,000
		UUF1 -01 Bobasi road		504,000
		UUF19-01 Nyanchwa-Ekerore	0.7	15,500
		UUF9 -01 Oyenyo Road	0.2	7,700
		UUF20-01 DC's-Bishop-Ekerore	0.3	50,000
		UUF21-01 Cathedral-Gekumo pry school	0.1	27,000
		UUF22-01 Kisii college-Bobaracho	1.5	37,500
		UUF23-01 Hospital road	0.7	335,000
		UUF3 -01 Bogetutu		504,000
		UUF4 -01 Bishop Mugendi road		10,250
		UUF5 -01 Nyamweya road		7,000
		UUF6 -01 Kiong'anyo road		1,185,469
		UUF7 -01 Nyachwa road	0.8	137,602
		UUF8 -01 Angwenyi road	1	26,000
	Sub-Total		4,943,980	

NO.	RECIPIENT	ROAD NAME & ROAD NUMBER	LENGTH (KMS)	BUDGET FY 2003/2004
42	Naivasha Municipal Council			
		Administration Expenses		225,000
		UUF2 -01 Kariuki Chotara Road	0.7	72,000
		UUF1 -01 On - Kabati Road	1.1	833,624
		UUF3 -01 Mbaria Kaniu Road	1	351,160
		UUF6 -01 On - Koinange Road	2	435,900
		UUF4 -01 Biashara Street	0.4	473,400
		UUF5 -01 On - Mama Ngina Road	1.7	108,918
	Sub-Total		2,500,002	
43	Karatina Municipal Council			
		Administration/ General Exp.		150,000
		UUA1 -01 Karindundu Road	1	1,349,996
	Sub-Total		1,499,996	
44	Runyenjes Municipal Council			
		Administration/Generals		50,000
		UPPE1-01 Runyenjes-Kigaa-Nthagaiya	7	450,000
	Sub-Total		500,000	
45	Webuye Municipal Council			
		Administrative Expenses		150,000
		UU1 -01 Town Centre-NCPB-St.Joseph Pr	1.5	1,350,000
	Sub-Total		1,500,000	
46	Narok Municipal Council			
		General/Administrative Expens		160,000
		UU1 -01 Narok Town Road		1,441,600
	Sub-Total		1,601,600	
47	Mavoko Municipal Council			
		General/Administrative Expens		150,000
		UUF3 -01 ACK - Nyambura Road	0.3	1,350,382
	Sub-Total		1,500,382	
48	Mumias Municipal Council			
		Administration/General Exp.		148,632
		UUF2 -01 Ekama-Iching		149,958
		UUF3 -01 Matshaka-Mwikunda		149,976
		UUF1 -01 Mwitoti-Elusheya		369,888
		UUF4 -01 Nabong-St.Peter-Simaru		81,481
		UUF8 -01 Khamasha-Bubole-Enyangera	2.6	150,068
		UUF5 -01 Shiakula-Bukosia		150,147
		UUF6 -01 Itokho	2.3	149,934
		UUF7 -01 Khabakaya road	4.2	149,916
	Sub-Total		1,500,000	
49	Kapenguria Municipal Council			
		R0000-01 Administration/General Exp.		79,000
		UUF1 -01 LOTODO ROAD	0.3	603,335
		UUF2 -01 POSTA ROAD		613,410
		UUF3 -01 MARKET ROAD		204,260
		Sub-Total		1,500,005
GROSS TOTAL				358,000,000

ANNEX 5: DRC 24% RMLF Equitable
Fund

No.	Station	Total Equitable 24% to be Disbursed To All Districts in FY 03/04
1	Nairobi District	87,500,000
2	Kiambu District	4,838,514
3	Kirinyaga District	5,003,293
4	Muranga District	2,380,297
5	Nyandarua District	5,784,577
6	Nyeri District	3,113,769
7	Thika District	5,088,078
8	Maragwa District	4,225,426
9	Kilifi District	2,036,088
10	Kwale District	5,339,738
11	Lamu District	2,326,796
12	Mombasa District	5,231,185
13	Taita/Taveta District	4,720,749
14	Tana River District	3,936,868
15	Malindi District	3,474,199
16	Embu District	5,879,072
17	Mbeere District	3,691,199
18	Isiolo District	3,861,451
19	Kitui District	5,213,935
20	Machakos District	2,657,109
21	Marsabit District	4,980,822
22	Moyale District	2,049,086
23	Central Meru District	2,411,784
24	Tharaka District	4,683,560
25	Makueni District	3,445,560
26	South Meru District	3,526,821
27	Meru North District	4,421,173
28	Mwingi District	3,101,852
29	Garissa District	4,127,159
30	Ijara District	2,395,797
31	Wajir District	3,588,720
32	Mandera District	4,357,256

No.	Station	Total Equitable 24% to be Disbursed To All Districts in FY 03/04
33	Kisii District	4,838,054
34	Gucha District	4,122,868
35	Kisumu District	5,921,118
36	Nyando District	3,612,661
37	Siaya District	1,911,917
38	Bondo District	3,297,877
39	Homa Bay District	3,616,764
40	Nyamira District	4,092,461
41	Migori District	4,020,478
42	Kuria District	3,018,093
43	Suba District	8,000,000
44	Rachuonyo District	3,396,828
45	Kajiado District	2,195,819
46	Kericho District	4,956,678
47	Laikipia District	1,946,790
48	Nakuru District	3,710,332
49	Narok District	4,802,236
50	TranzNzoia District	2,120,828
51	Uasin Gishu District	5,067,852
52	Bomet District	4,513,889
53	TransMara District	3,343,056
54	Baringo District	1,974,189
55	Keiyo District	2,955,212
56	Nandi North District	3,932,650
57	Nandi South District	3,932,650
58	Samburu District	3,179,664
59	Turkana District	6,167,279
60	West Pokot District	3,814,251
61	Marakwet District	1,096,874
62	Koibatek District	1,544,775
63	Buret District	3,873,472
64	Bungoma District	2,417,407
65	Busia District	4,390,488
66	Kakamega District	2,572,856
67	Vihiga District	4,243,322
68	Mount Elgon District	2,937,002
69	Lugari District	3,321,024
70	Teso District	2,601,303
71	Butere/Mumias District	3,147,051
TOTALS		350,000,000

ANNEX 6: 24% RMLF Portion to Kenya
Wildlife Services (KWS)


KENYA WILDLIFE SERVICE RMLF FOR FY 2003/2004

Administration Costs		Amount (KShs)
Location		
1	Aberdare National Park	1,884,240.00
2	Aberdare National Park	583,200.00
3	Unknown	96,000.00
4	Tsavo East National Park	120,000.00
5	Tsavo West National Park	643,200.00
6	Tana River: Tsavo East National Park	643,200.00
7	Marsabit National Park	120,000.00
8	Meru National Park	120,000.00
9	Suba: Ruma National Park	120,000.00
10	Amboseli National Park	120,000.00
11	Mt. Elgon National Park	120,000.00
2	Amboseli National Park	583,200.00
3	Mt. Elgon National Park	120,000.00
Sub-Total		5,273,040.00

Routine Maintenance: Force Account Works

Location	Road Name & Number	Length (Kms)	Budget FY 03/04	
1	Aberdare National Park	E580 -01 MUTUBIO GATE-RUH. GATE-KANJOR	40	2,790,000.00
		E592 -01 MWEIGA-ARK GATE-END OF E583	12	1,940,000.00
		E593 -01 NGOBIT-RHINO GATE-SHAMATA		4,057,500.00
2	Mt. Kenya National Park	D448 -01 NARO MORU - JUNCT. E606	6	362,136.00
		E606 -01 JUNCT. D448 - MT. KENYA	10	741,965.00
3	Shimba Hills G. Reserve	D543 -01 KAMANA-SHIMONI	15	1,067,575.00
		D546 -01 JUNCT D547 - JUNCT C106	40	2,012,750.00
		D547 -01 JUNC. A104 MSAMBWENI- JUN.D54	2	272,250.00
		E962 -01 KWALE - KIVUMONI FOREST	6	939,350.00
		E963 -01 JUNC. D546 - GIRIAMA POINT	6	1,046,250.00
4	Tsavo East Nat. Park	E682 -01 VOI GATE - SALA GATE	96.5	2,355,000.00
		E683 -01 BACHUMA - SOBO	75	2,076,000.00
		E684 -01 VOI PARK HQ. - LUGARDS	40	1,334,400.00
		E684 -02 LUGARDS - JUNCT. E903 ITHUMBA		1,494,000.00
		E903 -01 ITITU PARK BOUND.-NDIA NDASA	62	1,116,000.00
		E903 -02 NDIA NDASA - SALA	100	2,850,000.00
		E914 -01 GALANA - JUNCT. E907	10	150,000.00
5	Tsavo West Nat. Park	C103 -01 JUNC.A109 TSAVO-DIST.BOUND. T	84	4,551,000.00
		E692 -01 MBUYUNI - JUNC. E963	26	570,000.00
		E693 -01 ziwani - mtito	87	2,559,000.00
		E694 -01 NAGASANI - ZIWANI	27	594,000.00
		E704 -01 PROVINCIAL BOUND.-JUNC.C103 C	18	270,000.00
6	Malindi: Tsavo East NP	E874 -01 JUNCT. B8 - JUNCT. B8 MNAZU	16	576,000.00
7	Marsabit Nat. Park	C103 -01 SALA - LANGO MBAYA	70	5,552,000.00
		C82 -01 JUNC.E828-JUNC.A2	49	165,000.00
		E827 -01 GAR DAMA-MARSABIT	40	150,000.00
		E828 -01 JUNC.C82-PARK BOUND.-JUNC.A2	49	150,000.00
8	Sibilo Nat. Park	E1882-01 DERATI - ALHA BAY	30	390,000.00
		E673 -01 ALLIA BAY-ILLERET/DERATI-PAR.	105	450,000.00
9	Meru National Park	E801 -01 JUNC.E817-MURERA GATE	60	630,000.00
		E801 -02 URO GATE - JUNCT. 800	17	255,000.00
10	Suba: Ruma National Park	D213 -01 OGONGO-SINDENDE-MIROGI	20	300,000.00
		E115 -01 JUN.D210-MAGANGA PARK B.-SIND	35	1,597,500.00
11	Amboseli Nat. Park	C103 -01 JUNC.C102 - NAMANGA	107	5,358,900.00
		E397 -01 OL TUKAI - PARK BOUND.	10	2,139,600.00
12	Chyulu National Park	E704 -01 JUNC.C102-MAKUTANO-DIST.B. T/	67	300,000.00
13	Mt. Elgon Nat. Park	E337 -01 JUNC. C45-MAIN GATE-KIRI. GAT	35	1,246,800.00
		E343 -01 ENDEBESS-MT. ELGON	10	315,001.00
Sub-Total				54,724,977.00
TOTAL				59,998,017.00

ANNEX 7: 16% RMLF Portion to
DRCs



16% CONSTITUENCY FUNDS


NO.	RECIPIENT	ROAD NAME & ROAD NUMBER	LENGTH (KMS)	BUDGET FY 2003/2004
1	NAIROBI PROVINCE			
	Westlands Constituency	D408 -01 REDHILL ROAD-3KM NGECHA ROAD		1,833,445.00
		UUF -01 KANGEMI INLET ROADS		1,158,270.00
		UUF43-01 SELECTED ROADS		2,233,253.00
		Sub-Total		5,224,968.00
	Kasarani Constituency	D400 -01 Kamiti-Kahawa west Road	5.5	1,536,583.00
		UUF11-01 Zimmerman Estate Loop Road	2.5	489,984.00
		UUF12-01 Mwiki Estate Access Roads	11.1	471,945.00
		UUF13-01 Mutirithia wa Andu-P.2 Dandor	1.7	64,990.00
		UUF14-01 Chieko Main Road	1.3	50,994.00
		UUF15-01 Kongo Main Road, Kahawa	1.2	48,994.00
		UUF16-01 Feeder Roads In Thome & Marur	4	194,970.00
		UUF17-01 Mururui Road, Roysambu	0.9	54,993.00
		UUF18-01 Mivenu Drive	0.6	32,495.00
		UUF19-01 Rumumba Drive, Njathaini Road	1.2	48,994.00
		UUF20-01 Selected Roads	5.8	549,925.00
		UUF52-01 Baba Dogo Estate		199,950.00
		UUF53-01 Kariobangi-Baba Dogo Access		119,970.00
		UUF54-01 Baba Dogo Access Roads		249,938.00
		UUF55-01 Thome-Gardens Estate Bridge		609,960.00
		UUF56-01 Ndadora-Gituamba Footbridge		500,000.00
		Sub- Total		5,224,685.00
	Makadara Constituency	UUF33-01 Maringo Shopping Centre		282,993.00
		UUF36-01 BURUBURUPHASE 3 ACCESSROAD	17	291,993.00
		UUF37-01 BURUBURU PHASE 2ENTRANCE	17	768,496.00
		UUF38-01 LANGIRA COURSE ENTRANCE	17	785,484.00
		UUF41-01 LUMBWA CRESCENT		564,299.00
		UUF48-01 Maringo Shopping C. Access Road		194,533.00
		UUF49-01 Mbotela Access Road - MOW Depot		194,533.00
		UUF57-01 ENTERPRISE ROAD - COMMERCIAL		740,669.00
		UUF58-01 COMMERCIAL STREET		701,000.00
		UUF59-01 LIKONI ROAD		701,000.00
		Sub-Total		5,225,000.00
	Dagoretti Constituency	UUA1 -01 Kabira-Dagoret Road-1km	17	68,989.00
		UUA2 -01 Guchui Road		249,995.00
		UUA3 -01 Mithiora Road	4	844,300.00
		UUA4 -01 Mithiora - Gatina link Road		1,089,991.00
		UUA5 -01 MATIORA-KANGEMI LINKPOINT	17	179,980.00
		UUA6 -01 KAHUHO ROAD-1KM	17	370,095.00
		UUA7 -01 Wanyee Close		384,988.00
		UUA8 -01 Ngandu Access Road	2.6	637,745.00
		UUA9 -01 Huduma Institute Access Road	2	450,001.00
		UUP1 -01 Kabiria-Dagoretti	3.5	345,534.00
		UUP2 -01 Mukiri Road		188,347.00
		UUP3 -01 Muchugai Road	2.8	415,036.00
		Sub-Total		5,225,001.00
	Embakasi Constituency	UUA10-01 Mutindwa Drive	1	261,500.00
UUF1 -01 Kariobangi South Road		1	1,310,980.00	
UUF2 -01 Jua Kali Access		4	480,505.00	
UUF3 -01 Eldovile Savannah		3	184,985.00	
UUF4 -01 Selected Embakassi Roads			360,830.00	
UUF45-01 Umoja access road			1,033,100.00	
UUF46-01 Utawala Academy-Ruai Access R			1,165,175.00	
UUF47-01 KOMAROCK-MAILI SABA			150,015.00	
UUP4 -01 Mihango APTC Access & Brides		2	77,910.00	
UUR1 -01 SELECTED ROADS			200,000.00	
Sub-Total		5,225,000.00		

NO.	RECIPIENT	ROAD NAME & ROAD NUMBER	LENGTH (KMS)	BUDGET FY 2003/2004
	Kamukunji Constituency	UUF10-01 Selected Roads		3,121,424.00
		UUF5 -01 Rorian Road	0.5	443,310.00
		UUF6 -01 Wango Road	0.6	100,008.00
		UUF7 -01 Zawadi Primary School	0.6	54,000.00
		UUF8 -01 Major Jackson Muriithi Eastle	0.7	63,000.00
		UUF9 -01		59,973.00
		UUP5 -01 Captain Mungai Eastleigh	0.7	764,987.00
		UUP6 -01 17th Street Eastleigh	0.7	618,310.00
		Sub-Total		5,225,012.00
	Langata Constituency	UUA11-01 OTIENDE-DOG SECTION-LANGATA R		1,674,410.00
		UUF21-01 South C CID T.Sch.-Mitumunba	1.5	704,993.00
		UUF22-01 Pan Pan-Muhoho Avenue		300,489.00
		UUF23-01 Raila Village Prisons	2	385,190.00
		UUF24-01 Southlands-Uchumi-Langata Sch	2	397,493.00
		UUF25-01 Makina Silanga	5	545,975.00
		UUF26-01 Kianda-Gatwekera	4	489,980.00
		UUF27-01 Silanga-Soweto	2	696,490.00
		UUF50-01 Selected roads		29,993.00
		Sub-Total		5,225,013.00
	Starehe Constituency	UUA12-01 MULANGO KUBWA VILLAGE ACCESS	0.2	779,975.00
		UUA13-01 KOMBOMUNYIRI ROADS		1,591,846.00
		UUA14-01 SELECTED ROADS		432,489.00
		UUF42-01 MATHARESHOOTING RANGE-MATHAR		814,990.00
		UUP8 -01 HULUMA ACCESS ROADS	1.2	1,605,700.00
		Sub-Total		5,225,000.00
	TOTAL BUDGET FOR DISTRICT			41,799,679.00
2	KIAMBU DISTRICT			
	DRC Hq.	R0000-01 Administration/General Exp.	0	1,650,000.00
		Sub-Total		1,650,000.00
	Lari Constituency	D398 -01 Kinale forest edge	13.4	1,143,077.00
		D405 -01 Hyaga-Kagwe	7.6	666,528.00
		E1524-01 Kambaa-Kagaa	5.5	645,340.00
		E1525-01 Kagwe-Kagaa	7.2	671,391.00
		E1527-01 Kimende-Kijabe	5.7	648,846.00
		RAR29-01 kereita-githirioni	8.1	578,343.00
		URP27-01 SOKO MINGA-WAKABA	5	75,150.00
		URP28-01 Kamburu-Nyanjogu- Kagwe	7	441,810.00
		URP30-01 BENCO-GATHWARIGA-SULMAC	5	299,550.00
		Sub-Total		5,170,035.00
	Kiambaa Constituency	D409 -01 NRB DIST.BOUNDARY-MUTARAKWA	3.7	116,100.00
		E1517-01 Ruaka-Karura-Ndururu	10	182,127.00
		E1518-01 Ruaka-Nduota	8	364,310.00
		E1519-01 Kanunga-Mugatha	4.4	1,015,570.00
		E425 -01 Gichie-Karura-Nyathona	13.3	348,350.00
		E432 -01 Ting'ang'a-c64 Riabai	4.6	190,030.00
		URA2 -01 Limuru Road-Gacharage Rosalyn	1.2	354,141.00
		URF3 -01 Muthurwa Church-Kinyothwa	2	926,505.00
		URP12-01 Karatina-Njuriu	4.9	1,202,157.00
		URP18-01 Cathoric Church- Kiamburi	2.7	79,350.00
		URP5 -01 Waki saw-Mill-Njoro	3.5	388,710.00
		Sub-Total		5,167,350.00
	Kabete Constituency	D410 -01 Kanyariri-Gitaru	2.7	606,246.00
		D411 -01 Mutarakwa-Thogoto	15	748,575.00
		E1501-01 Kahua-Kanjeru	2	590,235.00
		E1512-01 E421 Gathiga-Kitsuru	4.4	691,307.00
		E421 -01 Kibuko-Mwimuto	6	316,083.00
		E422 -01 Kabete-Karai	26	620,565.00
		E425 -01 D408 GACHIE -D378 NYATHUNA	6.1	539,658.00
		RAR20-01 MUGUGA - NDUMA	5.7	310,071.00
		URA16-01 Ondiri-Kamangi	7	395,710.00
		URP24-01 Gichecheni-Magana	4	351,520.00
		Sub-Total		5,169,970.00

NO.	RECIPIENT	ROAD NAME & ROAD NUMBER	LENGTH (KMS)	BUDGET FY 2003/2004
	Limuru Constituency	D409 -01 Kiambu-Mutarakwa	10.8	498,924.00
		D411 -01 Mutarakwa-Thigio	10	471,880.00
		E1504-01 Rironi-Kiroe	7.8	698,748.00
		E1513-01 Ngecha - Muguga		440,285.00
		E415 -01 Tiekunu-Nakuru DB	10	759,570.00
		E423 -01 NGECHA-KANJERI	2	418,260.00
		E430 -01 Ngenia-Murengeti	8	710,475.00
		RAR23-01 NGUBI - NDIUNI - MAKUTANO		152,805.00
		URP21-01 Gitithia-roromo	2.5	317,250.00
		URP22-01 Tiekunu-githunguchu	3	375,825.00
		URP23-01 Ngecha-Thingati	5	326,142.00
		Sub-Total		5,170,164.00
	Githunguri Constituency	E1529-01 kanjai - kambui	8.6	589,384.00
		E431 -01 Rioki-Karia-Ikinu-Githiga	17	654,378.00
		E433 -01 Kambui-C63 River	11	611,076.00
		E437 -01 Marigi-Nyanduma	22.7	636,505.00
		E438 -01 Githoro-Kamuhege	2	936,582.00
		RAR15-01 NGEWA - RAIYANI	6.4	322,623.00
		RAR8 -01 GITHIEGE - KIANGIMA	60	291,436.00
		T3213-01 Ndorongo-Githiga-Karirana	3.1	447,468.00
		URF12-01 Kanyore-Mathanji	10	400,200.00
		URF13-01 Barikongo-Dallas Coffee fac	3	276,490.00
		Sub-Total		5,166,142.00
		TOTAL BUDGET FOR DISTRICT		27,493,661.00
3		KIRINYAGA DISTRICT		
	Kirinyaga DRC Hq.	R0000-01 Administration/General Exp.	0	1,540,000.00
		Sub-Total		1,540,000.00
	Gichiga Constituency	CAMP -01 CAMP MAINTENANCE		75,000.00
		D458 -01 kianyaga-kiri	14	358,560.00
		D459 -01 Kiamutugu-Githure	8.6	501,613.00
		D461 -01 kirigo-kianyaga	6.4	450,000.00
		E1639-01 C74KTI-Kianguenyi	10	326,160.00
		E615 -01 Rukenya-Kimunya		279,900.00
		E618 -01 Gatugura-Kiamutugu		226,560.00
		E619 -01 Kamwiti-Forest	3	374,700.00
		E620 -01 D458rukenya-E617	9.3	717,533.00
		E621 -01 Junct.E622 Mururi-Junct D458	5.9	342,030.00
		E622 -01 D458-B6 Mururi	8.3	456,540.00
		RAR11-01 GATURA - KIMUNYE	11.5	285,685.00
		RAR22-01 E617 KIANGOCHI - KIAMBUKU E62	11.7	300,015.00
		RAR24-01 ngriambu - gikyuni	5.3	105,576.00
		URA73-01 Ndiara-Kamwana(Bridge)		115,920.00
		URA74-01 Kwandembei-Fausto-Muguya	5	99,600.00
		URA75-01 Gakindu-Jacob	2	39,840.00
		URA76-01 Kiambatha-Motaga	3	59,760.00
		Sub-Total		5,114,992.00
	Mwea Constituency	D458 -01 B6-Kimbimbi	16.5	290,040.00
		E1630-01 Difatha-Miu	4.8	472,920.00
		E611 -01 Kutus-Kimbimbi	9.6	780,560.00
		E6139-01 Carnal-Kandongu	4	99,352.00
		E659 -01 Mururi-Thiba River	15.8	462,000.00
		RAR30-01 E611 KUTUS -E613 KANGAI	9.8	241,060.00
		RAR4 -01 togonye-rupingazi-kanjinji		304,720.00
		RAR8 -01 ndindiruku - gachoka	8.2	511,630.00
		URA61-01 D458 Karoti-Mururi R31	10	322,200.00
		URA62-01 D458 Togonye-B6 Difathas	6	223,720.00
		URA67-01 c73 KIAGA-E613KANGAI		508,700.00
		URA68-01 RAR30-Karii	1	126,070.00
		URF20-01 B6 Ciagini-Kiandegwa-Wamumu	23	290,720.00
		URP24-01 R31 Karoti-B6 Nyangati	3	149,860.00
		URP28-01 B6 Research-Wamumu Receipt Ctr	10	331,800.00
		Sub-Total		5,115,352.00
	Kerugoya/Kutus Constituency	CAMP -01 CAMP GRAVEL PATCHING		75,000.00
		D455 -01 Kerugoya-Baricho		708,775.00
		E1631-01 C73 KIAGA-D455MUKINDURI	8.6	328,512.00
		E1632-01 C73 Gahito-D455 Mukinduri	7.9	407,360.00
		E1633-01 Gikengoya-Jun.E614-Kiangothe	5	622,260.00
		E1640-01 D457 Karaini-E614 Gitumbi	2.5	499,800.00
		E613 -01 KAMUILU-JUNC. URA14	3	39,840.00
		E614 -01 RUTUI D456 - E617	6	406,520.00

NO.	RECIPIENT	ROAD NAME & ROAD NUMBER	LENGTH (KMS)	BUDGET FY 2003/2004
		RAR20-01 C74 GAKONGIRE - D456 ITHARE	2	271,590.00
		RAR9 -01 E610 KAGUMO - E617 GIKUMBO	5	100,223.00
		URA14-01 E613 Ruth-E613 Kianjagi	2.5	499,800.00
		URA69-01 Kianduku-E617(kwa njanja)	2	39,840.00
		URA70-01 Gitumbi-Thaito-Mugwendi	2	39,840.00
		URA71-01 Kaguyu factory-waigini pry	2.5	49,800.00
		URA72-01 C74 WAIGINI-D457 Kara-ini	5	99,600.00
		URF22-01 E613-Gatwe-Buying centre	2	39,840.00
		URF23-01 Mukinduri-Kiamuthembi	4	304,680.00
		URF24-01 Kara-ini-E617Kangaita	1	19,920.00
		URF25-01 D455 Motito-Junct.RAR17 Kanug	2.5	561,800.00
		Sub-Total		5,115,000.00
	Ndia Constituency	CAMP -01 GARVEL PATCHING		75,000.00
		D453 -01 KIBURU-KABONGE	7.2	607,663.00
		D454 -01 A2KIBIRIGWI-C73 NJEGAS	6	1,219,880.00
		D455 -01 KERUGOYA-C73KAGIO	8	612,820.00
		E607 -01 Kiangai-Junct.D454 Kiangoma	9	221,580.00
		E610 -01 Getuya-Junct. C74 Kagumo	5	237,937.00
		E617 -01 Muragara-DB Nyeri	15	819,300.00
		RAR16-01 C74 KABONGE - NDIRITI	7	386,340.00
		RAR26-01 KIAMUGONGO - D454 KIBURU	8	270,470.00
		RAR7 -01 A2 KIBIRIGWI - E1643 KIANJEGA	18.3	320,465.00
		URA68-01 Kairini-Kibirigwi	7	343,540.00
		Sub-Total		5,114,995.00
		TOTAL BUDGET FOR KIRINYAGA DISTRICT		22,000,339.00
4		MURANG'A DISTRICT		
	Muranga DRC Hq.	R0000-01 Administration/General Exp.		1,320,000.00
		Sub-Total		1,320,000.00
	Kiharu Constituency	D421 -01 Maragua River-Kagaa	12.1	567,516.00
		D422 -01 KAGAA - KIRURI	7	252,840.00
		D423 -01 KIANGAGE - KIRIA	7.5	657,000.00
		D426 -01 SAGANA - GITHURI - KAMBIRWA -	20	518,100.00
		E1583-01 D440 MUGOIRI - D421 KAGUMO	3.6	39,500.00
		E1584-01 Karichiungu-Gatheru	2.5	99,838.00
		E1585-01 E537 WEITHAGA - C72 - GATHERU	11.6	39,500.00
		E1595-01 D428 MURANG'A - D428 ITUTI	5.3	61,900.00
		E1596-01 MIRIRA - BARRAGE	2.4	13,800.00
		E522 -01 D422 GATHAITHI - E523 GITHIGA	5.2	120,896.00
		E524 -01 Kahuro-Githagara	2.3	231,454.00
		E525 -01 D440 KAHURO - C70 KIAGUTHU	4.4	100,500.00
		E534 -01 Muranga-Kambirwa-Mukuyu	7.8	529,380.00
		E535 -01 Kayahwe Water-Maragua River	4.1	168,418.00
		E536 -01 Gaturi-Githiro	7.2	323,856.00
		E537 -01 Kiawambeu-Gitige-Weithaga	13.7	321,856.00
		E553 -01 Mugeka-Thuita	10	484,236.00
		E554 -01 Gakurwe-Gakuyu-Kaweru-Kimathi	28	522,800.00
		Sub-Total		5,053,390.00
	Mathioya Constituency	D427 -01 Muranga-Mjumbi	27	1,108,280.00
		E1592-01 Nyangiti-Kambara-Gitugi	21	302,500.00
		E540 -01 Chui-Gitugi-Kagumoini	12	245,200.00
		E541 -01 Kanjama-Kagumoini	5	433,000.00
		E542 -01 Gondo-Karunge-Kanjahi	5	434,600.00
		E545 -01 Rwathia-Kihoya-Mutunguru	7	56,100.00
		E546 -01 Mjumbi-Muthangari	16	1,188,200.00
		E553 -01 Thuita-Kiriaini	8	1,062,620.00
		URA1 -01 Mwagathia-Kiambuthia	5	23,000.00
		URA2 -01 Kamacharia-Kagumoini		93,000.00
		URA4 -01 KENYA NJERU - IRURAINI - KAG	10	120,000.00
		Sub-Total		5,066,500.00
	Kangema Constituency	E1587-01 Kiruri-Karumuo	2.1	200,400.00
		E1593-01 Kabuku-Karugia-Chui		431,000.00
		E521 -01 Kanyeyaini-Githambo	5	170,000.00
		E523 -01 Githiga-Kibutha-Kanyenyaini	8	196,000.00
		E538 -01 Mukungai Rv-Nyakahura-Kangema	20	713,860.00
		E539 -01 Karichungu-Kiamara-Kanorero	19	1,385,800.00
		E540 -01 Irima-Kanorero-Chui	12	193,000.00
		E543 -01 Mihuti-Kenyanjeru-Kiwambogo	22	370,000.00

NO.	RECIPIENT	ROAD NAME & ROAD NUMBER	LENGTH (KMS)	BUDGET FY 2003/2004
		T3652-01 Kanyeyaini-Tutho-Kiambogo	12	539,600.00
		URA2 -01 KIAMBOCHE-GACHURU-KIAWANYAWI	10	249,800.00
		URP1 -01 E538 NYAKAHURA - G3 - GITHUNG	5	217,000.00
		URP2 -01 C70 Irima-D422 Gitugu	4	193,000.00
		URP3 -01 KIAIRATHE - RWATHIA	3	199,940.00
		Sub-Total		5,059,400.00
		TOTAL BUDGET FOR MURANGA DISTRICT		16,499,290.00
5		NYANDARUA DISTRICT		
	Nyandarua DRC Hq.	R0000-01 Administration/General exp.		1,539,950.00
		Sub-Total		1,539,950.00
	Kinangop Constituency	D393 -01 Engineer-Kirima	12	984,230.00
		E1759-01 Ndunyu Njeru- Kahuruko	10	650,100.00
		E1766-01 C69Munyaka-Karati	15	1,565,504.00
		E1767-01 Flyover-Kenton	5	674,928.00
		URA1 -01 Kanyenyaini - Mu nyaka	5	754,236.00
		URF1 -01 Mukeu-Ragia Forest	5	484,990.00
		Sub-Total		5,113,988.00
	Oi Kalau Constituency	L3784-01 Burie-Kiandura		799,322.00
		UC -01 Bridges		2,415,826.00
		URA2 -01 OLEORONDO-KAIMBAGA		650,064.00
		URA3 -01 Kasuku-Karandi	10	1,249,788.00
		Sub-Total		5,115,000.00
	Kipipiri Constituency	L3771-01 Rironi-Kirima	10	1,109,244.00
		L3772-01 Corner Mbaya- Geta	18.3	1,495,129.00
		R01 -01 Assorted		611,300.00
		RAR44-01 WANJOHI - LYETA		809,244.00
		URP2 -01 Ndemi-Michore	10	1,084,000.00
		Sub-Total		5,108,917.00
	Ndaragwa Constituency	D387 -01 Sharps-Road	12	158,512.00
		D388 -01 Mile 4-Kariamu	15	2,408,405.00
		E459 -01 Mile4 - Karampton		2,129,300.00
		L3760-01 Kaheho-Mastoo	6	47,973.00
		URA4 -01 kianugu-uruku	18	370,299.00
		Sub-Total		5,114,489.00
		TOTAL BUDGET FOR NYANDARUA DISTRICT		21,992,344.00
6		NYERI DISTRICT		
	Nyeri DRC Hq.	R0000-01 Administration/General exp.		1,650,000.00
		Sub-Total		1,650,000.00
	Othaya Consti	E566 -01 Othaya - Karima	5.3	2,739,099.00
		E568 -01 OTHAYA-KAIRUTHI	6.5	2,486,124.00
		Sub-Total		5,225,223.00
	Tetu Constituency	D435 -01 Ihururu - Thatha	5.2	1,573,893.00
		E576 -01 Giakanja-D434 Kamuyu	9	2,185,895.00
		E578 -01 Ihururu - Kanyinya	10.6	1,465,212.00
		Sub-Total		5,225,000.00
	Kieni Constituency	E1712-01 Munyu-Naromoru Girls	14.2	2,348,639.00
		E589 -01 D450 Ngonde - E594	13.5	2,444,219.00
		E595 -01 D450-E606		435,495.00
		Sub-Total		5,228,353.00
	Nyeri Constituency	E574 -01 RURINGU-C70 MUTHUANI	6.1	2,616,616.00
		E579 -01 RURINGU C70-TETU	5.6	1,940,112.00
		UR1 -01 MBAULAND-KIGOGOINI		668,306.00
		Sub-Total		5,225,034.00



NO.	RECIPIENT	ROAD NAME & ROAD NUMBER	LENGTH (KMS)	BUDGET FY 2003/2004
	Mukurweini Constituency	D429 -01 Mihuti-Kangurwe		2,615,198.00
		E1662-01 Mweru-Kangurwe	80	525,000.00
		E1665-01 TAMBAYA-KAHETI	8.2	2,084,792.00
		Sub-Total		5,224,990.00
	Mathira Constituency	E1671-01 Wariruta-Sagana Power Station	2	2,082,048.00
		E1709-01 Gaiituu-Unjiru	3.3	373,450.00
		E605 -01 Kiamwangi-Kahuru		2,769,553.00
		Sub-Total		5,225,051.00
	TOTAL BUDGET FOR DISTRICT			33,003,651.00
7	THIKA DISTRICT			
	Thika DRC Hq.	R0000-01 Administration/General Exp.		1,540,000.00
		Sub-Total		1,540,000.00
	Gatundu North Constituency	D395 -01 Gatukuyu-Mataara		2,409,130.00
		E1533-01 C64 Kangoo-E495	4.8	174,160.00
		E1538-01 C66 Kanyoni-D395 Ngorongo	3.8	1,049,670.00
		E500 -01 C66 Kanjuku-E499 Gakoe	8.5	520,300.00
		E505 -01 C66 Gatukuyu-D414 Chania Rive	12	959,370.00
		Sub-Total		5,112,630.00
	Gatundu South Constituency	D397 -01 Murera-Gicheha		431,000.00
		E1530-01 NEMBU-GACHIKA		419,400.00
		E1532-01 C64 Gatundu-E496 Karinga	6.2	251,640.00
		E1537-01 D398 Kiamwangi-Kigongo	2.4	1,256,090.00
		E496 -01 Juja-Gatundu-Forest Edge	21.7	419,400.00
		E497 -01 E496 Gitwe-C64 Kiama	3.9	1,647,745.00
		E498 -01 C64 Wanwangi-Forest Edge	15.6	504,360.00
		E499 -01 D398 Mundoro-Mataara	3	183,760.00
		Sub-Total		5,113,395.00
	Juja Constituency	D521 -01 A3 Kilimanbogo-DB Machakos	2.3	150,280.00
		E1535-01 A2 Juja-A3 Gatuanyaga	26.1	1,909,070.00
		E1536-01 A3 Thika-Munyu E1536	6	497,700.00
		E1597-01 E491-Ngoliba		104,850.00
		E435 -01 A2 Ruiru-D399 Murera	5	588,720.00
		E495 -01 A2 NDARUGU-C66MANGU		1,078,520.00
		E496 -01 Juja-Mukinye		209,700.00
		URP1 -01 GITHURAI-KIMBO		251,640.00
		URP2 -01 RUIRU-MURERA-GSU		321,180.00
		Sub-Total		5,111,660.00
	Gatanga Constituency	D414 -01 Gituru-C67 Gatakaini	7.8	618,490.00
		D416 -01 Kabati A2-Junct.D424	15	167,760.00
		E1551-01 Thika C67-Kirwara C67	11	1,310,420.00
		E1556-01 Mukurwe-E510-E508	5	157,275.00
		E1562-01 Gateiguru-Mwagu		152,850.00
		E494 -01 Mitubiri-Junct.E493		318,090.00
		E507 -01 D414-E1557		333,410.00
		E510 -01 Ndunyu Chege- Thika River		369,580.00
		E532 -01 Junct. D424-Junct.E491	13.2	1,609,190.00
		T3661-01 E503 Gatura-E507		75,540.00
		Sub-Total		5,112,605.00
	TOTAL BUDGET FOR THIKA DISTRICT			21,990,290.00
8	MARAGWA DISTRICT			
	Maragua Hq.	R0000-01 Administration/General Exp.		1,320,000
		Sub-Total		1,320,000
	Kandara Const.	D415 -01 A2 Mackenzie-C70 Kandara	15.7	795,600
		D416 -01 A2 Kabati-C70 Kariua		1,127,000
		E1555-01 C70 Ndunyu-Naaro Mkt	4.5	99,000
		E1576-01 KAGUNDUNI-NGOROMI		256,000
		E509 -01 C70KANDARA-D414GITHUMU	17.5	460,000
		E510 -01 GACHARAGE-DBTHIKA		317,000
		E513 -01 C70 Kahaini-D415 Kiranga		144,000
		E514 -01 D415 Nguthuru-E515 Gakui		273,600
		E516 -01 Karugia-kandara	18	674,600
		E530 -01 D416KAGUNDU-E1576Githimaini		751,200
		RAR24-01 E514MAKINDI-E514GATITU-E515KA		162,000
		Sub-Total		5,060,000

NO.	RECIPIENT	ROAD NAME & ROAD NUMBER	LENGTH (KMS)	BUDGET FY 2003/2004
	Kigumo Const.	E1567-01 D417 Mareira - E519 Ngonda		378,800
		E1578-01 C71 Sabasaba-E530 Kahumbu Mkt	11.2	426,000
		E1579-01 C71 Sabasaba - E530 Mugumoini		366,000
		E1580-01 C71 Kaharati - D418 Muthithi	6	72,000
		E509 -01 D414 Gichagini-E511 Kinyona	10	600,400
		E517 -01 C70 MATHAREINI-D418 MUTHITHI	9.6	335,200
		E519 -01 C70 Gachochoi - E509 Kinyona	10	834,000
		E530 -01 Githimbe-E516Githima	7.5	1,036,000
		RAR42-01 D417 NJIRIS-D414 GITURU		411,600
		T3659-01 E519 Kinyona-D417 Ikumbi	8	600,000
		Sub-Total		5,060,000
	Maragua Const.	D419 -01 C71 Maragua-D418 Ngaburi	12.6	658,000
		D420 -01 D420 Kagondu - Nginda D419		564,000
		D421 -01 DB Murang'a - D419 Gakoigo	3.2	362,000
		D424 -01 A2 Makuyu-C71 Mbombo		84,000
		D425 -01 C71 Mbombo-A2 Tana	14.2	396,800
		E1577-01 MAKUTANO-E531MAKUYU		287,800
		E1581-01 C71 Kaharati-D424-C71 Sabasab	10.4	504,800
		E527 -01 D419 Kirimaini-E528 Kaharo		127,200
		E528 -01 D240 Kiriangoro-D418 Njora	13.6	787,200
		E529 -01 D419 Kamira-E530 Itheru	7.2	630,400
		E530 -01 D419 Maragua-D418 Kambi	8	108,000
		E533 -01 D424-E491 Kambiti	11.5	311,800
		RAR21-01 D424PUNDA MILIA-E533MARANJAU		202,000
		URA23-01 C71Maragua - D424Small Earth	3	36,000
		Sub-Total		5,060,000
		TOTAL FOR MARAGWA DISTRICT		16,500,000
9		KILIFI DISTRICT		
	Kilifi DRC Hq.	Administration/General Exp.	0	1,320,000.00
		Sub-Total		1,320,000.00
	Kaloleni Constituency	D557 -01 C111(Bondora)-Jibana	10	543,700.00
		E924 -01 M/Nyundo-Gotani Mnyenzi	12	460,260.00
		E929 -01 Kaloleni-Mbuguni	9	235,180.00
		E930 -01 Maereni-Mitsajeni	6	748,744.00
		E931 -01 Mkapuni-K/iche	11	371,220.00
		E932 -01 K/iche-Nzovuni	6	925,520.00
		E933 -01 Gotani-Palakumi	10	355,200.00
		E938 -01 Jimbi-Kokotoni	3	110,072.00
		E979 -01 Mianzini-Bondora	3	198,060.00
		RAR3 -01 Ruruma-Bagamoyo	7	106,140.00
		RAR4 -01 Kizurini-Kwademu	12	267,780.00
		RAR6 -01 Mwateni - Migumomiri		210,260.00
		RAR7 -01 Mwabanyundo-Mwananwin		244,168.00
		URA1 -01 Kwamadaba-Mwarakaya	6	85,120.00
		URA2 -01 Ganga jet CIII-Mwatsama	4	101,580.00
		URA3 -01 kinagoni-Mnazimwenga		75,000.00
		URA4 -01 Kaloleni hospital road	1	25,020.00
		Sub-Total		5,063,024.00
	Bahari Constituency	D552 -01 KIBAONI-TAKAUNGU	5	326,400.00
		D556 -01 Mitangoni-Mtwapa	32	1,113,448.00
		D557 -01 Ngobeni-Ribe	27.6	685,356.00
		D559 -01 Kilifi town-Kibaoni	2.6	213,750.00
		E1922-01 Mwamkura-Kidutoni	9	225,180.00
		E921 -01 Kilifi-Mtondia	9.5	324,300.00
		E922 -01 B8 Klifi-Bofa	2.5	46,032.00
		E925 -01 Pingilikani-Lutsangani		495,870.00
		E926 -01 Kijibwa-Gongoni	4	99,080.00
		E927 -01 KADZENGO-BOMANI	9	483,320.00
		E928 -01 Chasimba-Mwarakaya	4	102,080.00
		E977 -01 Majengo - Kanamai		69,252.00
		RAR1 -01 MKWAJUNI-MAZUKA	7	230,000.00
		RAR8 -01 CHONYI-GODI MAYOWE	5	120,100.00
		URA5 -01 Swere Bundacho-Ngomoni	4	281,080.00
		URA6 -01 Mwakuhenga	5	86,100.00
		UUA1 -01 Old B8-Ferry road		156,000.00
		Sub-Total		5,057,348.00
	Ganze Constituency	D549 -01 VITENGENI-BAMBA	9	1,888,200.00
		D550 -01 MAGOGONI-GANZE	7.5	190,150.00
		E1922-01 Mathanno mane-Bamba	11	330,220.00

NO.	RECIPIENT	ROAD NAME & ROAD NUMBER	LENGTH (KMS)	BUDGET FY 2003/2004
		E915 -01 Katenewa-Jila-Wachifa	11	250,200.00
		E919 -01 GANZE-VITENGENI	22	1,087,420.00
		E933 -01 PALAKUNI-GOTANI	10	220,200.00
		E974 -01 KABATINI-BAMBA	11	430,220.00
		RAR2 -01 KIDUGUA-DZIKUNZE	14	317,790.00
		RAR5 -01 PETANGUO-DUNGICHA	10	348,324.00
		Sub-Total		5,062,724.00
TOTAL FOR BUDGET FOR KILIFI DISTRICT				16,503,096.00
10	KWALE DISTRICT			
	Kwale	R0000-01 Administration/General Exp.		1,320,000.00
	DRC Hq.	Sub-Total		1,320,000.00
	Matuga Constituency	10A -01 Maumba-Shimbahills		152,025.00
		11A -01 Mafuleni-Shimbahills		118,500.00
		19B -01 Lunguma-Mbuguni		86,218.00
		D546 -01 KIDONGO GATE - RD C108		188,920.00
		D548 -01 Marere Tiribe	28	705,419.00
		E950 -01 VINUMI-TIWI	6.3	130,750.00
		E955 -01 matuga-ngobeni	7.2	428,000.00
		E955 -02 Mattuga-DDI		100,000.00
		E957 -01 E960-KICHAKA SIMBA	4	45,425.00
		E960 -01 Tirebi-Mwembeni(C108)	19.3	599,844.00
		E961 -01 KWALE-GOLIMI	2.5	15,580.00
		E967 -01 LUKOLE-KICHAKA SIMBA	8	91,335.00
		R11C -01 Tingenti-Msulwa	6.3	109,500.00
		R1A -01 KWALE-KITSANZE	5.4	81,000.00
		R21B -01 Matuga-Kitsanze	17.2	824,250.00
		R24B -01 e956-mukumbi	0.3	51,348.00
		R25B -01 PUNGU-KITEJE	4	60,000.00
		R29B -01 MAGODZONU-VUKANI	5	124,385.00
		R2A -01 TSIMBA-LUNGUMA	9.3	84,783.00
		R2C -01 mbuguni-bombo	6.3	180,750.00
		R33B -01 KWALE-GONDANI	7.2	108,000.00
		R34B -01 kwale-ziwani	2.8	41,651.00
		R35B -01 wireless-lunguma	3	45,031.00
		R3A -01 Vuga-Tingeti	6.3	105,545.00
		R4A -01 MAGODZONI-TINGETI	8	59,349.00
		R4C -01 Mangawani-Kibuyuni	8.6	141,001.00
		R7A -01 NJERE-MWABILA		78,200.00
		R8A -01 Majimboni-Giriama Point	7.5	112,513.00
		R9A -01 majimboni-kidongo gate		190,679.00
		Sub-Total		5,060,001.00
	Kinango Constituency	D545 -01 Kinango-Samburu	76	1,476,416.00
		D560 -01 Kiziamonzo-Mazeras	41.9	1,277,921.00
		E935 -01 Mtaa-Kibandaongo	12.4	568,500.00
		E936 -01 Kokotoni-Mwanda	12.6	384,428.00
		E941 -01 Vigurungani-Mafundani		1,319,040.00
		E944 -01 KINANGO-KIREWE		33,775.00
		Sub-Total		5,060,080.00
	Msambweni	D542 -01 L/LUNGA-VANGA	17.2	1,352,695.00
		D543 -01 Kanana-Shimoni	13.5	499,270.00
		D544 -01 14A-MSAMBWENI HOSP.	2.5	78,999.00
		D546 -01 Milalani-Kidogo-Gate	20.2	575,296.00
		D547 -01 Milalani-Mwangulu	35	470,464.00
		E946 -01 SHUESHU-MAFISINI	9	51,975.00
		E952 -01 Mrima-Ganda		160,000.00
		E965 -01 Ukunda-Diani Beach	24.7	464,999.00
		E970 -01 KIDIMU-MAJORENI	17.5	74,790.00
		R11B -01 Mwangunda-Mwema		88,999.00
		R13B -01 LILUNGA-MAKWENYENI	8.6	77,000.00
		R15B -01 Perani-Kiwegu		139,000.00
		R17B -01 Mivumoni-Eshu Eshu		214,286.00
		R2B -01 Kigombero-Ramisi	7.5	300,000.00
		R4B -01 Fikirini-Chongo	4.8	140,040.00
		R5A -01 Ukunda-Vukani		104,996.00
		R5B -01 Corner ya Musa-Mwabila		157,343.00
		R8C -01 Mwena-Henzamwenya		109,849.00
		Sub-Total		5,060,001.00
TOTAL BUDGET FOR KWALE DISTRICT				16,500,082.00

NO.	RECIPIENT	ROAD NAME & ROAD NUMBER	LENGTH (KMS)	BUDGET FY 2003/2004
11	LAMU DISTRICT			
	Lamu DRC Hq.	Administration/General exp.		990,000.00
		Sub-Total		990,000.00
	Lamu East Constituency	E865 -01 D565 BODHEI-SOMALI BOUND. ISH	121.6	4,294,200.00
		E886 -01 kiunga - mkokoni	33.9	327,000.00
		E991 -01 MTANGAWANDA-KIZINGITINI		384,000.00
		Sub-Total		5,005,200.00
	Lamu West Constituency	D565 -01 Mkunumbi-Hongwe	18.7	608,000.00
		D567 -01 Witu-Tana River Boundary	2	60,000.00
		D568 -01 Hindi-Bodhei PB		1,847,520.00
		E867 -01 D568 Bragoni-Ndununi	8	130,000.00
		E881 -01 Nyongoro C112-MOA	5	90,000.00
		E882 -01 C112 Witu-Maleli	8.4	128,000.00
		E883 -01 C112 Witu-Pandanguo-Mkunumbi	45	750,000.00
		E884 -01 C112-Tana River Boundary	2.7	81,000.00
		E887 -01 D565 Mkunumbi-Kizuke	8	60,000.00
		L3301-01 D565 Mapenya-Tewe	10.2	476,480.00
		L3302-01 D565 Mapenya-Bombani	9.2	184,000.00
		L3303-01 D565 Mpeketoni-L3301	5.3	110,000.00
		L3304-01 D565 Mpeketoni-Lake Kenyatta	2.6	118,000.00
L3305-01 E8888-L3301		6.2	114,000.00	
L3307-01 L3307 baharini lake amu		3.5	57,000.00	
L3308-01 E888 Tewe-L3301		15.8	190,000.00	
	Sub-Total		5,004,000.00	
TOTAL BUDGET FOR LAMU DISTRICT				10,999,200.00
12	MOMBASA DISTRICT			
	Mombasa DRC Hq.	Administration/General		1,540,000.00
		Sub-Total		1,540,000.00
	Mvita Constituency	G5501-01 LG Housing-Tonoka		270,000.00
		UUA1 -01 MWANGEKA ROAD	1.5	480,000.00
		UUA2 -01 MUNYAKA ROAD	1.5	270,000.00
		UUA3 -01 MAJENGO ROAD		645,000.00
		UUA4 -01 MWAMBUNDU RD	1.1	645,000.00
		UUA6 -01 KIRINYAGA-ROAD	0.5	345,000.00
		UUA7 -01 Narok Road	1.2	420,000.00
		UUA8 -01 Wajir Road	2	420,000.00
		UUF3 -01 Gatundu Road	0.5	495,000.00
		UUF3 -02 Salim-Mgunga		290,040.00
		UUP1 -01 Ronald Katana	0.5	340,010.00
		UUPZ -01		495,000.00
			Sub-Total	
	Likoni Constituency	UUA1 -01 C109 Corner Mbaya-Mbuta-Ndong	8	730,140.00
		UUA10-01 NDONGO KUNDU-NGOMENI DB KWAI	4	1,000,580.00
		UUA11-01 MKUBI SCH-SHIKA ADABU-A14	3.5	953,920.00
		UUA3 -01 A14 Likoni Flats-C109 Vijiwen	5	420,060.00
UUA5 -01 A14 Likoni police-Jamvilwage		2	380,040.00	
UUA6 -01 C109 VIJWENI-NKUBI SCH		5	500,100.00	
UUA8 -01 C109 Kwa Mayor-Shika Adabu		5	495,060.00	
UUA9 -01 A14-UJAMAA-SIMILANI-SHELLY B.		7.5	650,100.00	
		Sub-Total		5,130,000.00
Changamwe Constituency	G5506-01 Miritini-Explosive		959,500.00	
	UUA1 -01 C109 Madafuni-Jomvu Kuu	3	509,940.00	
	UUA10-01 C110 - Police St. - Refinery	2	815,040.00	
	UUA2 -01 Old A109 Scope-Bokole-Magongo	3	469,940.00	
	UUA3 -01 Ngamani-Aldina-mikanjuni	3	420,060.00	
	UUA4 -01 A109 CMC-Kwa Mwanzia	1	340,000.00	
	UUA5 -01 A109-BANGLADESH	1	285,020.00	
	UUA8 -01 C110KwaHOLA - Highgate - Mago	3	790,060.00	
	UUA9 -01 A109-MANYIMBO-KHAMIL SCH	1.5	524,970.00	
	Sub-Total		5,114,530.00	

NO.	RECIPIENT	ROAD NAME & ROAD NUMBER	LENGTH (KMS)	BUDGET FY 2003/2004
	Kisauni Constituency	E930 -01 E949 Kiembeni - DB Kilifi	13.5	615,120.00
		E949 -01 B8 KISAUNI-B8SHANZU	12.8	494,100.00
		E982 -01 B8 Kongowea-B8 Bamburi	7.5	401,940.00
		UUA1 -01 Mwakirunge-Maunguja	8	770,160.00
		UUA10-01 MAJAONI-KASHANI	3	420,060.00
		UUA11-01 FRERETOWN-KADZANDANI	3	380,040.00
		UUA12-01 JUNDA-MISHOMOLONI	3	380,040.00
		UUA13-01 Mzizima Road	1.5	288,000.00
		UUA2 -01 E949 Kashani-Utange	5	650,100.00
		UUA8 -01 COLORANDO-GUNGOMBE	3	365,040.00
		UUA9 -01 MWAKILUNGE-MITSAJENI	2	350,040.00
		Sub-Total		5,114,640.00
TOTAL BUDGET FOR MOMBASA DISTRICT				22,014,220.00
13	TAITA TAVETA DISTRICT			
	Taita/Taveta DRC Hq.	Administration/General Exp.		1,540,000.00
		Sub-Total		1,540,000.00
	Mwatate Constituency	D535 -01 D538 Msau - Kigombo 9 km	2	353,502.00
		D538 -01 A23 Shelemba-Msau	20	525,996.00
		D540 -01 Koeneni-Ghazi	16	201,500.00
		E1901-01 D538 BURA MISSION-MGANGEDAWID	10	358,886.00
		E1904-01 MRP Camp-Sch.Play gound Mwata		400,000.00
		E687 -01 A23 Mwatate-Wusi E689	8	325,380.00
		E689 -01 Wundanyi-Dembwa	10	398,999.00
		E690 -01 Maktau - Mwanda	10	349,961.00
		URA1 -01 A23 Bura-D538 Bura Mission	6	625,000.00
		URA2 -01 A23 Mwasuma-Kwa Mnengwa E690	12	581,975.00
		URA3 -01 A23 Mzenaye - E 1904 Mwatunge	7	139,570.00
		URA4 -01 C104 JOSA-E689KUNGU	4	79,999.00
		URP1 -01 Mlangoni-Kishamba	2	139,994.00
		URP2 -01 Mlambenyi-Mcholo-Mwawache	2.5	132,315.00
		URP3 -01 A23Power stn-DO's off. Mwatat	2	73,628.00
		URP4 -01 Sesera-Jnc-D535 Msau	16	420,000.00
		Sub-Total		5,106,705.00
	Wundanyi Constituency	E1901-01 MGANGE DAWIDA-WAWUNYU	1.8	38,880.00
		E686 -01 E 686 - Ndii - Kishushe	33	913,280.00
		E688A-01 Kishushe-D538 Werugha	14	698,755.00
		E688B-01 Werugha-Mgambonyi		1,208,185.00
		E689 -01 Wundanyi-E690 Junc. Ngerenyi	8.4	483,240.00
		E690 -01 E689 Ngerenyi-Mwanda	36	388,800.00
		E691 -01 Kungu-Wesu Hosp. Werugha	4.4	127,840.00
		URA1 -01 kisenye dam-Nyache	13	280,800.00
		URA2 -01 E688A - Sangenyi - Mwaroko	8	172,800.00
		URA3 -01 C104 Mbegonyi Wasinyi	5	206,000.00
		URA4 -01 MDUDODONYI-SAGHASA-KESE	5	214,320.00
		URA5 -01 E688B Nyache - Maghanyi - Mba	10	75,000.00
		URP1 -01 Chief Mwangeka - Ngoda	2.5	54,000.00
		URP2 -01 D541-Kulukila	7	133,100.00
		URP4 -01 Wundanyi-Shigaro-Mbegonyi	6	120,000.00
		Sub-Total		5,115,000.00
	Voi Constituency	D535 -01 A109 Ikanga-Kighombo	9.6	150,999.00
		D539 -01 A109 Talio	19.2	966,844.00
		D540 -01 Koeneni-Ghazi-Mwambirwa	36	670,000.00
		D541 -01 Maungu - Kasigau	35	764,290.00
		E1902-01 A109 Irima -Tausa	7.3	146,000.00
		E1903-01 Koeneni-Mole-Wongonyi	10	220,000.00
		E678 -01 BUNGULE-RUKUNGA	6.5	129,960.00
		E679 -01 D541 Kitege-Bungule	14.6	280,000.00
		E680 -01 junc. D539-marie		368,320.00
		E681 -01 A109-Kajire-D539	9	649,000.00
		E682 -01 VOI-TSAVO EAST GATE	4.4	143,086.00
		E686 -01 NDII-MBULLA	14	280,000.00

NO.	RECIPIENT	ROAD NAME & ROAD NUMBER	LENGTH (KMS)	BUDGET FY 2003/2004
		G1 -01 C105 - Moi Hospital	2	40,000.00
		G2 -01 C105-D.O's	2	30,000.00
		G3 -01 C105-CIT-E682	2	16,500.00
		UPR1 -01 A109 Ikanga - Kirutai	6	90,000.00
		URA1 -01 D541 Kulukila - Kitege	8.5	170,000.00
		Sub-Total		5,114,999.00
	Taveta Constituency	D536 -01 A23 Taveta-Njukini	27.9	640,170.00
		D537 -01 A23 Taveta-Ngutuni	12.6	775,160.00
		E694 -01 A23 Ziwani - Magasani	2	43,900.00
		E695 -01 A23-L.Jipe	8.8	451,980.00
		E698 -01 A23 Timbila-D537 Mbogoni		149,560.00
		E699 -01 D537-Taveta-Eldoro	4	155,200.00
		E701 -01 D537-Kitobo	12.6	311,410.00
		URA1 -01 Kitobo-E699 Eldoro.		748,125.00
		URP1 -01 Ngutuni-Marondo		611,250.00
		URP2 -01 A23 Timbila - Mbuyuni	2.6	398,520.00
		URP3 -01 KITOBO-MARABANI-ELDORO	12.5	837,075.00
		Sub-Total		5,122,350.00
		TOTAL BUDGET FOR TAITA TAVETA DISTRICT		21,999,054.00
14		TANA RIVER DISTRICT		
	Tana River DRC Hq.	R0000-01 Administration/General Exp.	0	1,320,000.00
		Sub-Total		1,320,000.00
	Bura Constituency	E859 -01 Sombo-Mlanjo	46	1,140,440.00
		E863 -01 B8(BURA)-BURA BRIDGES	25	760,000.00
		E869 -01 Roka-Junct.E863 Bura		610,000.00
		URA3 -01 Junct.B8 Bura-Titila	45.6	500,000.00
		URF8 -01 Mulanjo-Junct.E1981 Asako	91.6	1,475,000.00
		URP8 -01 Bula-Chewele	11.5	575,230.00
		Sub-Total		5,060,670.00
	Galole Constituency	E869 -01 Junct.E874 Laza-Roka	14.5	1,701,083.00
		E871 -01 Junct.B8-Chifiri	9.6	312,500.00
		E874 -01 Laza-Boji		2,546,106.00
		URA1 -01 JUNC.E869 DCs-POSTA	3	175,860.00
		URP5 -01 Junct.E874 Wenje-Makeregwano	10.4	325,000.00
		Sub- Total		5,060,549.00
	Garsen Constituency	D567 -01 JUNC.C112 WITU-KIPINI	17.5	182,592.00
		E876 -01 C112 (NITAPANI-WEMA)	6.8	448,000.00
		E877 -01 B8-Kibusu	5	274,737.00
		E878 -01 B8 ZIWA LA KUTA	7	999,184.00
		E880 -01 E878 ZIWA LA KUTA (URP2)	10	765,384.00
		E889 -01 MITAPANI-KAU (KILELENGWANI)	7.1	319,642.00
		E890 -01 B8 Sera-Marengo	13	585,260.00
		UC1 -01 Garsen-Chira-Maziwa	12	540,240.00
		UC2 -01 B8 LAGA BUNA -DALU	8	400,160.00
		URA4 -01 DANISA-ONKORE	28	125,100.00
		URP1 -01 JUNC.E981 KONE-ASA	63	300,000.00
		URP2 -01 Junct. E880 Manono - Thara Shir	13	120,000.00
		Sub-Total		5,060,299.00
		TOTAL BUDGET FOR TANA RIVER DISTRICT		16,501,518.00

NO.	RECIPIENT	ROAD NAME & ROAD NUMBER	LENGTH (KMS)	BUDGET FY 2003/2004		
15	MALINDI DISTRICT					
	Malindi DRC Hq.	Administration/General Exp.		990,000.00		
		Sub-Total		990,000.00		
	Magarini Constituency	UUA1 -01 B8-Prison		4	79,920.00	
		D553 -01 Sabaki-Marafa Baricho		57	1,922,700.00	
		D555 -01 Mambui-Baricho		54	749,520.00	
		E1921-01 Kariboni-Hadu		2.5	712,060.00	
		E891 -01 Fundisa-Ramada			1,390,950.00	
		E1922-01 LANGOBAYA-MALANGA			149,850.00	
		Sub-Total			5,005,000.00	
	Malindi Constituency	E895 -01 Msabaha-Mijikenda		16	79,920.00	
		E896 -01 E895-Kikombetele		6	162,450.00	
		E897 -01 B8-CASUARINA			22,400.00	
		E898 -01 Mere-Madunguni			417,384.00	
		E899 -01 GEDE-KAKUYUNI		10	313,696.00	
		E899P-01 Gede-Watamu			281,080.00	
		E900 -01 WATAMU-MAYUNGU			522,000.00	
		E951 -01 Pishimwenga-Langobaya			1,751,418.00	
		E975 -01 Kijego-Chakama		15	1,114,432.00	
		E892 -01 MJANAHERI-NGOMENI			340,220.00	
		Sub-Total			5,005,000.00	
		TOTAL BUDGET FOR MALINDI DISTRICT				11,000,000.00
		16	EMBU DISTRICT			
	Embu DRC Hq.		Administration/General Exp.		990,000.00	
			Sub-Total		990,000.00	
	Manyatta Constituency		D469 -01 B7 MUTHATARI-KIAMURINGA		7	256,440.00
			E629 -01 Karurina-Kithimu		7	1,000,800.00
E630 -01 B6 Ena-B6(Nrb-Embu-Kivue)				14.3	627,200.00	
E632 -01 Embu-Kibugu-Kathangariri				10.4	1,452,000.00	
E637 -01 KAIRURI - KITHUNGURI				8.1	116,000.00	
UPP1 -01 karurina-kithimu				10	120,000.00	
UPP2 -01 MUGOYA-ITABUA-KIMANGARU				10	220,800.00	
URF11-01 KIANGIMA - MUGO MISTRI - GATI				4.4	52,800.00	
URF4 -01 NDUNDA-KATHANGARI-MUKANGU				4.6	55,200.00	
D459-01 Dist. Boundary - E635 Kairuri					228,720.00	
D467 -01 MUTUNDURI - KIANJOKOMA				20	272,000.00	
URF7 -01 NDUNDA-NGERWE-NGUVIU				6.4	221,520.00	
UUF2 -01 DON BOSCO - AIRSTRIP				2.6	31,200.00	
UUF3 -01 GAKWEGORI-KAPINGAZI-THAMBO				2.7	212,400.00	
UUF4 -01 KANGARU-NJIRU ADV.-PRIME B6				6.3	150,822.00	
Sub-Total					5,017,902.00	
Runyenjes Constituency			D467 -01 Runyenjes-Ugweri		10	347,600.00
			D470 -01 KYENI-KARURUMO		11	776,000.00
			E640 -01 KATHUNGURI-THINGINGI		6.7	93,000.00
	E643 -01 B6 RUNYENJES-IRANGI			15.7	760,400.00	
	E647 -01 B6 NEMBURE -E643 NDUURI			13.9	800,720.00	
	E649 -01 Gikuuri B6-Nthagaiya			4	68,000.00	
	E652 -01 Kanyumbora-Kiangungi-Rukirri			26	171,820.00	
	E653 -01 D467(GIKUURD)-KYENI			5.7	233,138.00	
	E654 -01 E653-RUKURIRI		8.4	116,800.00		
	E655 -01 E643-RUKURIRI		4.6	67,200.00		
	URF1 -01 KIANJOKOMA-GICHUNGU		2.7	140,400.00		
	URF29-01 GAKWEGORI-KARAGO-KARURUMO		14	356,000.00		
	URP1 -01 KIANJOKOMA-KAMUGERE-KARUE		11.8	630,293.00		
	URP2 -01 Kianjokoma-Irangi-Rukuriri-Ka		30	432,000.00		
	Sub-Total			4,993,371.00		
TOTAL BUDGET FOR EMBU DISTRICT				11,001,273.00		
17	MBEERE DISTRICT					
	Mbeere DRC Hq.	Administration/General Exp.		990,000.00		
		Sub-Total		990,000.00		
	Gachoka Constituency	D467 -01 Siakago-Kiritiri		11	660,220.00	
		E1834-01 B7 Mutugu-D469 Muchonoke		4.9	288,000.00	
		E657 -01 B7 Kiritiri			1,080,300.00	
		E661 -01 B7 Mutus-D469 Muchonoke		10.5	948,220.00	
		E744 -01 D469 Kiambere-DB Tana river		15	900,300.00	
		E772 -01 Muchonoke-Mutugu		12	720,240.00	
		R65 -01 Mariguri-Irabari		5.3	318,106.00	

NO.	RECIPIENT	ROAD NAME & ROAD NUMBER	LENGTH (KMS)	BUDGET FY 2003/2004
		R67 -01 Mbita-Murabu	6	360,120.00
		Sub-Total		5,275,506.00
	Siakago Constituency	D469 -01 Siakago - DB Embu		1,472,460.00
		D469 -02 siakago-kamumu	19	1,332,380.00
		E658 -01 D469KAMUMU-C92 KANYUAMBORA	6	360,120.00
		R28 -01 D469 Kirie-Ngoche	6	510,170.00
		R30 -01 C92 Ishiara-R29Mukiba	6	564,188.00
		R34 -01 D467Githagana-E751Riandu	8.3	498,166.00
		Sub-Total		4,737,484.00
	TOTAL BUDGET FOR MBEERE DISTRICT			11,002,990.00
18	ISIOLO DISTRICT			
	Isiolo DRC HQs	Administration/General Exp.		990,000.00
		Sub-Total		990,000.00
	Isiolo North Const.	E822 -01 Mert-Sec-Merti Township	40	1,872,000.00
		E822 -02 Buresa-Goda	70	3,132,000.00
		Sub-Total		5,004,000.00
	Isiolo South Const.	E855 -01 malkadaka-Garfasa	16	
		Sub-Total		5,005,000.00
	TOTAL BUDGET FOR ISIOLO DISTRICT			10,999,000.00
19	KITUI DISTRICT			
	Kitui DRC Hq.	Administration/General Exp.		1,540,000.00
		Sub-Total		1,540,000.00
	Mutito Constituency	D509 -02 Kabati-Kibaki	10	2,027,350.00
		URP20-01 Voo-Kasangu	14	836,150.00
		URP21-01 junc URP21 nduluni-KisiuniD50	8	704,000.00
		URP22-01 B7 ikuyuni-R26 Ngangani	4	754,500.00
		URP23-01 kiini-Kamungu Pry School	4	793,000.00
		Sub-Total		5,115,000.00
	Kitui South Constituency	E1907-01 B7Kiviu-Kisayani-Yongera	249	1,121,000.00
		R12 -01 Kyature-Mukuyunu-Kiseuni	17.3	2,330,400.00
		URP26-01 kisauni-mwambani		415,082.00
		URP25-01 Kamutei-Tiva river	7.3	1,252,440.00
		Sub-Total		5,118,922.00
	Kitui Central Constituency	E725 -01 Mbitini-Kisasi	12.3	1,841,400.00
		E735 -02 Kitui-Kalawa	1.6	1,292,800.00
		E736 -01 KATULANI - ITHIANI	13.8	1,157,400.00
		R41C -02 C96 nzewani-Kithumulani D505	5.8	823,400.00
		Sub-Total		5,115,000.00
	Kitui West Constituency	D530 -01 D511 Yatta Mamole-Kyua	12.7	1,361,600.00
		E738 -02 Kwa Mboya-Mithikwani	8.7	1,124,900.00
		E743 -01 Kwa Mbelu-Muthale	5.2	310,600.00
		R29 -02 D510MUTENDEA-KYAANI-KWANDUILU	22.2	2,318,500.00
		Sub-Total		5,115,600.00
	TOTAL BUDGET FOR KITUI DISTRICT			22,004,522.00

NO.	RECIPIENT	ROAD NAME & ROAD NUMBER	LENGTH (KMS)	BUDGET FY 2003/2004
20	MACHAKOS DISTRICT			
	Machakos DRC Hq.	Administration/General		1,650,000.00
		Sub-Total		1,650,000.00
	Machakos Town Constituency	D519 -01 Machakos-Kusyumuomo		720,000.00
		D522 -01 katamani - konza	21	900,000.00
		E1806-01 kwangila - D519	6	412,000.00
		E1809-01 Mutituni(K.O.L)-Kaseve		650,000.00
		E1820-01 potha - gitanga	6	370,000.00
		E411 -01 ulu - konza	13	585,000.00
		E479 -01 Makaveti-changara-Inuni		740,000.00
		URF22-01 kalama - mutuyu	4	180,000.00
		URF23-01 muumandu - kitonyo	6	668,000.00
		Sub-Total		5,225,000.00
	Kangundo Constituency	D518 -01 kivaani - vyulya	9	505,000.00
		D520 -01 TALA-KINYUI-KATHEKA		504,000.00
		D521 -01 Tala ndonyo-Sabuk		1,841,000.00
		E1805-01 KYEVALUKI - VYULYA	4	180,000.00
		E1818-01 KAWETHEI - MIUMBUNI	7	315,000.00
		E483 -01 Kivani-kakuyuni-Matetani		778,000.00
		RAR27-01 DONYO SABUK - KITAMBASYA		900,000.00
	URF25-01 kwa mwaura - kayata	4	200,000.00	
	Sub-Total		5,223,000.00	
Masinga Constituency	E625 -01 Kivingoni-Kakuku		1,747,600.00	
	E626 -01 Manata-Ekanakala-Kaewa		1,389,000.00	
	E746 -01 Masinga-B7 Kagode		60,000.00	
	E747 -01 Kithyoko-Thatha-Kyondoni		968,400.00	
	RAR1 -01 masinga-plateu		475,200.00	
	RAR2 -01 masinga - kikumini	12.4	584,800.00	
	Sub-Total		5,225,000.00	
Yatta Constituency	D512 -01 Kattangi-Matuu		1,833,000.00	
	D523 -01 kyua - kisesini	18	654,000.00	
	E488 -01 Katangi-Kathimani-Matuu		1,214,000.00	
	E491 -01 Ndalani-Kisiiki-Ngoriba		593,000.00	
	E625 -01 matuu - kivingoni	15	931,000.00	
	Sub-Total		5,225,000.00	
Mwala Constituency	D518 -01 Kivaani-Kathangathini		288,000.00	
	E1891-01 nunga - yathui	10	369,000.00	
	E486 -01 Kivandini-Mbiuni-Katheka		1,500,000.00	
	E487 -01 Kabaa-Mbiuni-Kanzalu		225,000.00	
	E710 -01 Kiukuni-Kilala-kalawa		806,000.00	
	EA82 -01 kawaa - miu	20	1,461,000.00	
	URA3 -01 R11 Kyawango-Maweli C97		432,000.00	
	URF10-01 lema nthwa nguu	5	144,000.00	
	Sub-Total		5,225,000.00	
Kathiani Constituency	D519 -01 Lukenya-Lita		920,000.00	
	D528 -01 Kaani-Ngoleni		1,347,800.00	
	E434 -01 Athi R-Kinanie-Kangundo		896,000.00	
	E474 -01 Kenol-Komarock		877,000.00	
	E481 -01 kauti - kaewa	6	420,000.00	
	URP5 -01 kaiani - miumbuni- mitaboni	16	321,200.00	
	URP6 -01 nzaikoni - masyukoni	7	200,000.00	
	URP7 -01 kasalani - nzaikoni	5	240,000.00	
	Sub-Total		5,222,000.00	
TOTAL BUDGET FOR MACHAKOS DISTRICT				32,995,000.00

NO.	RECIPIENT	ROAD NAME & ROAD NUMBER	LENGTH (KMS)	BUDGET FY 2003/2004		
21	MARSABIT DISTRICT					
	Marsabit DRC Hq.	Administration/General Exp.		1,320,000.00		
		Sub-Total		1,320,000.00		
	North Horr Constituency	E674 -01 Dukana-Sabarei		4,200,000.00		
		UN11 -01 Forolle - Burgabo	30	600,000.00		
		URP10-01 Maikona-Burgabo		260,000.00		
		Sub-Total		5,060,000.00		
	Laisamis Constituency	E1883-01 Kargi-Korr		1,299,400.00		
		R1 -01 D371-Illaut-South Horr		800,000.00		
		R2 -01 E672-Arapal-Gas		800,000.00		
		R3 -01 Karr-Illaut		700,000.00		
		UN1 -01 Laisamis-Loniolo		460,600.00		
		URP7 -01 E671-Mt.Kulal	20	1,000,000.00		
	Sub-Total		5,060,000.00			
	Saku Const.	URA7 -01 Chob-Kituruni		400,000.00		
		URP31-01 Aroub-Matamuka	30	749,760.00		
		URP32-01 Saku pry.-Mataharara	40	1,435,000.00		
		URP33-01 S.K.M.PRY-QOLOBHOGCHA	40	1,000,000.00		
		URP34-01 Dirib-Badasa	20	500,000.00		
		URP35-01 Sagante-Malka Dimtu	13	325,000.00		
		URP36-01 Did Jaltan-Kubi-Bagasa	8	200,000.00		
URP37-01 Mulata Buke-Kubi Bagasa		18	450,000.00			
Sub-Total			5,059,760.00			
TOTAL BUDGET FOR MARSABIT DISTRICT				16,499,760.00		
22	MOYALE DISTRICT					
	Moyale DRC Hq.	Administration/General		550,000.00		
		Sub-Total		550,000.00		
	Moyale Constituency	D504 -01 Odda-Godoma		1,816,000.00		
		E1865-01 Moyale-Somare	8	192,000.00		
		E1866-01 Nana-Godoma	8	342,000.00		
		E1885-01 Dambala Fachana-Ambalo		720,000.00		
		E1887-01 Sololo-Uran	12	870,000.00		
		E1888-01 Kate-Bori	2	380,000.00		
		E830 -01 Junct. A2-Sololo Town	2.8	318,000.00		
		URF1 -01 Sololo-Mado Adi-Waye Goda	40	192,000.00		
		UUF1 -01 Moyale Town-Hellu	2	120,000.00		
		Sub-Total		4,950,000.00		
		TOTAL BUDGET FOR MOYALE DISTRICT				5,500,000.00
		23	CENTRAL MERU DISTRICT			
			Central Meru DRC Hq.	Administration/General exp.		1,320,000.00
	Sub-Total				1,320,000.00	
	North Imenti Constituency		E1851-01 Kisima-Ngarendare	13	179,820.00	
			E1853-01 Njukinjiru-Nkabune Inst.	2	39,960.00	
			E1854-01 Kienderu-Thuura	14.8	1,208,000.00	
			E773 -01 Chaaria-Giaki	8	459,840.00	
E774 -01 Mbeu-Giaki			5.6	421,920.00		
E782 -01 Kirogine-Gatimbi			12	360,000.00		
E806 -01 Kiirua Maili Kumi-Ndagene- ti			5	720,000.00		
E807 -01 Gitooro-Naari-Kiirua			9	770,000.00		
R32 -01 thimangiri-Mbeu			7.3	215,000.00		
UN1 -01Ngushishi-Mt.Kenya				685,400.00		
Sub-Total				5,059,940.00		
Central Imenti Constituency			D480 -01 MERU-KITHAKU	8	539,880.00	
			D482 -01 MERU-KATHERI	8	549,840.00	
	D483 -01 KATHERI-KITHIRUNE		4	79,920.00		
	E781 -01 KARIENE-KITHIRUNE		12	1,919,880.00		
	E783 -01 GAITU KARIENE		9	279,820.00		
	E784 -01 Gituni-Mujwa-Kaongo		7	159,840.00		
	E785 -01 MUJWA-KAONGO-MUKUUNE		8	359,760.00		
	E786 -01 Kaongo-Mitunguu	15	897,800.00			
	E787 -01 Kiamakoro-Kathigau	2.5	271,950.00			
Sub-Total		5,058,690.00				

NO.	RECIPIENT	ROAD NAME & ROAD NUMBER	LENGTH (KMS)	BUDGET FY 2003/2004
	South Imenti Constituency	E776 -01 Igoji-Nkachu	19.8	1,850,000.00
		E777 -01 Kionyo-Kanyakine	8.5	712,400.00
		R13 -01 Ngongo-Mwichiune-Kirogine	8.1	800,000.00
		R22 -01 Kiambogo-Nkomari	9.8	594,000.00
		R31 -01 Kionyo-Kariene-Ndagene	12	503,600.00
		UR1 -01 Kathingu-Giitine	4.7	600,000.00
		Sub-Total		5,060,000.00
	TOTAL BUDGET FOR CENTRAL MERU DISTRICT			16,498,630.00
24	MAKUENI DISTRICT			
	Makueni DRC Hq.	Administration/General Exp.		1,650,000.00
		Sub-Total		1,650,000.00
	Mbooni Constituency	D513 -01 Nduluku C101-Tawa D517	15	379,950.00
		D516 -01 Kyambalasi C99-Kimutwa C99	55	600,000.00
		D517 -01 Machakos DB-Kalawani D516	7	300,000.00
		E1812-01 TUTUTHA-ITETANI	8	199,000.00
		E477 -01 Mbooni D516-Miwani Sch.D516	21	399,950.00
		E478 -01 Kola C99-Kikima D516-Kithungo	35	379,950.00
		E710 -01 Wote D514-Machakos DR	21	300,000.00
		E711 -01 Kaiti D514-Kako-Kyangondu C10	23	240,000.00
		E713 -01 Nduluku C101-Kavingo-DB Macha	51	300,000.00
		E714 -01 KakuswiD513-Thakwe River	7	200,000.00
		R20 -01 WANZAUNI-WAANI RIVER	7	199,000.00
		R21 -01 KALAWANI-IMALE	5	199,000.00
		R22 -01 Kithuia D513-Kithungo E478	16	200,000.00
		R24 -01 KITHUNGO-ISUUNI RIVER	8	199,000.00
		R26 -01 WIVI E713-MUTEMBUKU	15	199,000.00
		URF1 -01 WAANI RIVER-KIYHUNGO	15	338,000.00
		URF2 -01 Katangini E710-Kath.-Matembuk	25	298,000.00
		URF3 -01 TULILA-KAVUMBU-MIANGENI-MTEMB	15	238,000.00
		Sub-Total		5,168,850.00
	Makueni Constituency	E1813-01 YIKITHUKI-KIKUUMINI	42	366,000.00
		E1814-01 MASUMBA-KITONYINI	22	199,000.00
		E1815-01 KAMBI MAWE-NGUTWA	9	199,000.00
		E1816-01 MUOONI RIVER -KIKUUTUMINI E70	12	250,000.00
		E403 -01 Kiumoni C99-Kilome D525	50	301,000.00
		E404 -01 Muangini D515-Kwa Kotoe E403	33	400,000.00
		E476 -01 Makueni Boma E708-KyambekeD51	29	300,950.00
		E705 -01 SIMBA-MASUMBA-KILILI-KWAPHILI	45	500,000.00
		E706 -01 KAVUMBU-MUANGINI	14	500,000.00
		E707 -01 Makindu A109-Mbuvo-Kavumbu	10	261,000.00
		E708 -01 Makueni BomaD514-Makolo E707	66	500,000.00
		E710 -01 Wote D514-Machakos DB	11	199,000.00
		E711 -01 KAITI BRIDGE-WATUKA	14	199,000.00
		E712 -01 KYUMU E476-KILALA C101	9	199,000.00
		E753 -01 Kilili E705-Kyemundu E404	21	199,000.00
		URF1 -01 MUMBUNI E705-NGUTWA-NZIU	15	199,000.00
		URF2 -01 KALAMBA E706-MUMELA	15	199,000.00
		URF3 -01 UNOA E708-MUAMBANI-KAMBIMAWA	10	199,000.00
		Sub-Total		5,169,950.00
	Kibwezi Constituency	E1819-01 KIKUMBULYU A109-MANGELETE R15	29	300,000.00
		E707 -01 Thavu E708-Makindu A109	10	601,000.00
		E910 -01 Machinery-Chumani-Masaku Ndog	7	300,000.00
		E911 -01 MACHINERY A109-NGWATA A109	3	199,000.00
		E912 -01 Kambu A109-Darajani R17	6	199,000.00
		E913 -01 Kwa Kithokoi-Kathekani-Kinyut	6	230,000.00
		R13 -01 MitoAndei-Mangelete R15	7	199,000.00
		R14 -01 Kambu A109-Naoka Sch.	19	199,000.00
		R15 -01 Mangelete R13-Komboyoo R14	25	260,000.00
		R16 -01 NZEEKA A109-KIKUNDUKO	11	260,000.00
		R17 -01 Darajani E912-Kamunyuni	24	299,000.00
		R18 -01 NGWATA A109-DARAJANI	11	260,000.00
		URF1 -01 NGWATA A109-KALULU-UTITHI	15	260,000.00
		URF2 -01 NGWATA A109-ATHI SALAMA	25	300,000.00
		URF3 -01 KASAYANI-KYANGINA-KYUMANI	12	309,000.00
		URF4 -01 MASAKU DOGO-ULUNZI	16	199,000.00
		URF5 -01 NGWATA A109-ULINZI	16	199,000.00
		URF6 -01 KIZINGO-KAKALYA-KASAYANI	25	199,000.00
		URF7 -01 MAKINDU A109-KAMUNYUNI	11	199,000.00
		URF8 -01 MAKINDU A109- MULILI E707	11	199,000.00
		Sub-Total		5,170,000.00

NO.	RECIPIENT	ROAD NAME & ROAD NUMBER	LENGTH (KMS)	BUDGET FY 2003/2004
	Kaiti Constituency	D515 -01 KATUA C99-NUNGUNI-WANTU	30	887,950.00
		E410 -01 Road 1		409,950.00
		E476 -01 Kaiti Bridge-Kikuswi-Kyambeke	29	560,000.00
		E706 -01 Kalamba C99-Kyambeke E476	15	459,000.00
		E712 -01 KILALA C101-MBUMBUNI E478	9	459,000.00
		R23 -01 Kilala C101-Mbumbuni E478	9	359,000.00
		R24 -01 MUKUYUNI C99-ISSUNI RIVER	8	359,000.00
		URF1 -01 Kyuasini - Kalungo - Kikoko		459,000.00
		URF2 -01 Nunguni D515 - Kivuni C99		359,000.00
		URF3 -01 Kee D515 - Mutulani - Kasunguni		459,000.00
		URF4 -01 maviu Meu C99 - Mwea		399,000.00
		Sub-Total		5,169,900.00
		Kilome Constituency	D515 -01 S.Hamud-Kasikeu-Kyambeke E476	27
	D525 -01 Salama A109-Nunguni D515			370,350.00
	D529 -01 Salama A109-Kiu DB		15	500,050.00
	E403 -01 Kiumoni-Kasikeu-Kilome D525		50	599,050.00
	E409 -01 KIONGWANI A109-KIMA		6	251,000.00
	E410 -01 Salama A109-Kaiti River D515		12	299,000.00
	E475 -01 Kiongwani A109-Masokani P Sch		16	299,000.00
URF1 -01 Ngokoni A104 - Lamu - Kiou			400,000.00	
URF2 -01 MAIANI D525-KWAMBEU	13		251,000.00	
URF3 -01 UNOA E708-MUAMBANI-KAMBIMAWE	10		299,000.00	
URF4 -01 NGAAMBA D529-KALEMBWANI	12		299,000.00	
URF5 -01 MUMELA-KATINI	15		201,000.00	
URF6 -01 MUMELA-NGALANA	10		201,000.00	
URF7 -01 MUKAA D525-EPETE E403	8		201,000.00	
URF8 -01 KASIKEU-KATHIHKWANI	11		201,000.00	
URF9 -01 LUMU-KASIKEU	9		197,560.00	
Sub-Total		5,170,010.00		
TOTAL BUDGET FOR MAKUENI DISTRICT				27,498,710.00
25	SOUTH MERU DISTRICT			
	South Meru DRC Hq.	Administration/General Exp.		377,780.00
		Sub-Total		377,780.00
	Nithi Constituency	D472 -01 CHUKA (B6)-KAMAENDE C92 JUNC.	30	820,600.00
		D473 -01 Magutuni-Makutano-Kathwana	23	1,480,000.00
		D474 -01 JunctB6-Marima-Iriga-DBMeru	20	494,850.00
		E758 -01 Kiereni-Chera-Mutembe	9.5	1,525,700.00
		E762 -01 Kiine-Mitheru-Kaanwa	15.5	801,070.00
		Sub-Total		5,122,220.00
	TOTAL BUDGET FOR SOUTH MERU DISTRICT			
26	THARAKA DISTRICT			
	Tharaka DRC Hq.	Administration/General Exp.	0	550,000.00
		Sub-Total		550,000.00
	Tharaka Constituency	E1857-01 Gachiongo-Mukothima	11.8	655,000.00
		E788 -01 MUKUUNI-GRANDFALLS	15.7	750,000.00
		E800 -01 Junct.E801-Usweni Bridge	30	557,000.00
		E812 -01 Mukothima-Gatithini	12.9	1,046,000.00
		UUF7 -01 Junct. E788-Kibunga	6	662,240.00
		UUF8 -01 Junct.E788-Karocho-Rungu.	10	1,280,400.00
	Sub-Total		4,950,640.00	
TOTAL BUDGET FOR THARAKA DISTRICT				5,500,640.00

NO.	RECIPIENT	ROAD NAME & ROAD NUMBER	LENGTH (KMS)	BUDGET FY 2003/2004		
27	MERU NORTH DISTRICT					
	Meru North DRC Hq.	Administration/General Exp.		1,540,000.00		
		Sub-Total		1,540,000.00		
	Tigania East Constituency	D484 -01 Ruiru-Kianjai			2,417,520.00	
		E812 -01 Kaliene-Mulika-Katithine	14		1,190,220.00	
		URA7 -01 KARAMA-MBARANGA-KIRIMA-MICHII	10		1,507,200.00	
		Sub-Total			5,114,940.00	
	Tigania West Constituency	E775 -01 KUNENE-KIMACHIA-KIRINDINE-KIG	16		1,362,000.00	
		RAR20-01 KIANJAI - MUTUNTU	10		1,272,000.00	
		RAR34-01 KIANDIU - NDURUMA	7		1,640,140.00	
		URA3 -01 Ngundune-Laciathuriu	78		841,260.00	
		Sub-Total			5,115,400.00	
	Ntonyiri Constituency	D486 -01 Katherwa-Laare	24		1,266,880.00	
		D486 -02 MUTUATI - KACHULU			342,000.00	
		E817 -01 Mailitatu-Laare	9		156,000.00	
		E831 -01 MUTUATI-KAWIRU	12		1,320,000.00	
		URA1 -01 Mwerongundu-Kilera-Shaba	140		2,030,400.00	
		Sub-Total			5,115,280.00	
	Igembe Constituency	D486 -01 Kangeta - Kathelwa			299,880.00	
		E813 -01 Red Canteen-Tira	8		822,160.00	
		E816 -01 Maua-Athirugaiti-Kindani	10		834,000.00	
		URA6 -01 KIMONGARO-KIANDA-KITHIMANI-UR	12		1,332,360.00	
		URP1 -01 Nturuba-Nyambene Hills-Trans.	11		1,827,000.00	
		Sub-Total			5,115,400.00	
	TOTAL BUDGET FOR MERU CENTRAL DISTRICT				22,001,020.00	
	28	MWINGI DISTRICT				
		Mwingi DRC Hq.	Administration/General		990,000.00	
		Sub-Total		990,000.00		
Mwingi North Constituency		D478 -01 Katambala-Tharaka	72		1,720,000.00	
		D503 -01 Mwingi-Lundi(Kautha)	13		390,000.00	
		E793 -01 Kyandoo-Nguku	14		548,000.00	
		E794 -01 kimangao-kyuso	16		648,000.00	
		E798 -01 Kalanga corner-Kalwa Ngomeni	50		961,000.00	
		RAR3 -01 Ngomeni-Karanga corner	15		738,000.00	
		Sub-Total			5,005,000.00	
		Mwingi South Constituency	D503 -01 Yoonye-lundi-mui	27		1,122,000.00
E911 -01 Mbondoni-Thaana-Nzau			30		1,620,000.00	
RAR3 -01 Nuu-Kathanze			12		528,000.00	
URP1 -01 Katulani-Ivuusya			14		588,000.00	
URP2 -01 Kwa mulei-Kyethani			12		544,000.00	
URP3 -01 Nguni-Kalanga corner			10		453,000.00	
URP4 -01 Kwa muuta-Kithituni			5		150,000.00	
Sub-Total					5,005,000.00	
TOTAL BUDGET FOR MWINGI DISTRICT				11,000,000.00		
29		GARISSA DISTRICT				
		Garissa DRC HQs	Administration/General Exp.		1,320,000.00	
			Sub-Total		1,320,000.00	
		Dujis Const.	E861 -01 D586Mbalambala/A3/Warable	148		3,880,000.00
			URP4 -01 MBALAMBALA/NDANYERE	70		1,180,000.00
			Sub-Total			5,060,000.00
		Lagdera Const.	D586 -01 DB ISILOLO/C81	49		2,100,000.00
			URP16-01 DERTU - SHANTA ABAK	20		600,000.00
	URP2 -01 JUNCTION C81 - SHANTA ABAK-BA		65		650,000.00	
	URP5 -01 MODOGASHE-GARUFA-ELAN-DBWAJIR		60		600,000.00	
	URP7 -01 A3/DAMAJALE/A3		37		1,110,000.00	
	Sub-Total				5,060,000.00	
	Fafi Const.	E861 -01 Warable -Bura	64		640,000.00	
		E863 -01 D568 BURA - Hulugho	127		3,520,000.00	
		URP1 -01 A3(Biliftu)- Fafi	90		900,000.00	
		Sub-Total			5,060,000.00	
	TOTAL BUDGET FOR GARISSA DISTRICT				16,500,000.00	

NO.	RECIPIENT	ROAD NAME & ROAD NUMBER	LENGTH (KMS)	BUDGET FY 2003/2004	
30	IJARA DISTRICT				
	Ijara DRC Hq.	Administration/General		550,000.00	
		Sub-Total		550,000.00	
	Ijara Const.	E835 -01 BURA-MASALANI		2,640,000.00	
		URP2 -01 Masalani-DB Lamu		2,310,000.00	
		Sub-Total		4,950,000.00	
	TOTAL BUDGET FOR IJARA DISTRICT				5,500,000.00
	31	MANDERA DISTRICT			
		Mandera DRC Hq.	Administration/General		1,320,000.00
			Sub-Total		1,320,000.00
Mandera West Constituency		D504 -01 Sarman - Banissa-Dandu-Kofol	160	1,560,800.00	
		E843 -01 Kokai -Takaba	40	2,201,000.00	
		E844 -01 BANISA - KILIWEHERI	30	1,301,000.00	
		Sub-Total		5,062,800.00	
Mandera Central Const.		E843 -01 WARGADUD - KOKAI	44	961,920.00	
		E846 -01 Rhamu-R/Dimtu-Afat	50	1,900,000.00	
		E848 -02 Elwak-shimba fafatuma-Takaba		2,202,000.00	
		Sub-Total		5,063,920.00	
Mandera East Constituency		D501 -01 Mansa-Kabo-B9	30	2,761,590.00	
		E2001-01 B9 JUNCT. - LIBAHIA - ORDHA	45	2,301,400.00	
		Sub-Total		5,062,990.00	
TOTAL BUDGET FOR MANDERA DISTRICT				16,509,710.00	
32		WAJIR DISTRICT			
		Wajir DRC Hq.	Administration/General Exp.	0	1,540,000.00
			Sub-Total		1,540,000.00
		Wajir South Constituency	E1970-03 HABASWEIN-DIFF	300	3,600,000.00
			URA4 -03 MERI-HARAGOTGOT	30	300,000.00
	URAS -03 LEHELEY-BIYAMATHOW		50	500,000.00	
	URP1 -03 SARIF-LIBOI		16	160,000.00	
	URP3 -03 BIYAMATHOW-SALA		18	180,000.00	
	URP44-03 JUNCTION D570-ARGANE		10	90,000.00	
	URP5 -03 HABASWEIN-HARE		20	285,000.00	
	Sub-Total			5,115,000.00	
	Wajir North Constituency	D504 -01 Danaba-Watiti	6.7	1,595,198.00	
		E849 -01 Batalu-Gurar	10.7	2,720,400.00	
		E851 -01 Buna-Belowle	32	306,000.00	
		E851 -02 Bute-Airstrip		71,960.00	
		URP1 -01 Korondille-Leysanyu	20	180,000.00	
		URP14-01 MADOGODA-QUADAMA	44	243,000.00	
	Sub-Total		5,116,558.00		
	Wajir East Constituency	E1970-02 TARBAJ-BATALU	1	1,000,200.00	
		URA1 -02 DUNTOW-MANSA	25	225,000.00	
		URA2 -02 MANSA-KUTULO	50	750,000.00	
		URAS -02 SARMAN-OGARALLE	25	225,000.00	
		URA6 -02 TARBAJ-HARGAL	27	403,000.00	
		URA7 -02 DAMBAS-HARGAL	30	147,000.00	
		URF4 -01 RIBA-QARSA	30	500,000.00	
		URF4 -02 Khorof Harar Airstrip	2.1	1,499,985.00	
		URP3 -02 KUTULO-KHOROF HARAR	28	252,000.00	
URP8 -02 A JUNCTION D570-ABAKHERAMSA		12	113,000.00		
Sub-Total			5,115,185.00		

NO.	RECIPIENT	ROAD NAME & ROAD NUMBER	LENGTH (KMS)	BUDGET FY 2003/2004
	Wajir West Constituency	E1972-04 HABASWEIN-HADADO-ARBAJAHAN	141	1,269,000.00
		E822 -04 WAJIR-HADADO	100	900,000.00
		E833 -04 GRIFTU-ARBAJAHAN	98	1,382,000.00
		URA2 -04 LAGBOGOL-HADADO	60	860,000.00
		URP1 -04 DELA-KILKILEY	25	250,000.00
		URP3 -04 HOROTO-ELDAS	0.5	453,900.00
		Sub-Total		5,114,900.00
	TOTAL BUDGET FOR WAJIR DISTRICT			22,001,643.00
33	KISII DISTRICT			
	Kisii	Administration/General Exp.		1,540,000.00
	DRC Hq.	Sub-Total		1,540,000.00
	Kitutu Chache Constituency	D220 -01 Rioma Ngenyi	15	600,300.00
		E1070-01 Ruga-Metembe	16.7	667,734.00
		E1071-01 Kenyoro-Bomburia	8	320,160.00
		E1144-01 Nyakoe-Gesieka	8	287,120.00
		E208 -01 Nyakoe-Kegogi	20	800,000.00
		E218 -01 Daraja mbili Kegogi	22	880,440.00
		R18 -01 Nyahera-Kiomocha	5	200,100.00
		R51 -01 Nyamataro-Matongo	5	200,100.00
		R53 -01 Matongo-Nyakoe	6	240,120.00
		R65 -01		200,100.00
		R69 -01 Nyakoe-Nyatieko	8	360,180.00
		U54 -01 MOSOCHO-RAGANGA-MATONGO		360,180.00
		Sub-Total		5,116,534.00
	Nyaribari Chache Constituency	D207 -01 Keumbu-Igare	10.5	680,210.00
		E1055-01 Kiogoro-Nyanko	6.5	270,120.00
		E1142-01 Nyamemiso-Omogonchoro	6	200,100.00
		E1146-01 Nyanturago-Kabosi	5	200,100.00
		R80 -01 Kigoro-Otamba-Menyikwa	8	360,160.00
		R81 -01 Kiogoro-Nyaguta-Nyabisabo	13	580,270.00
		R81 -02 Chirichiro-Ibero		380,080.00
		R82 -01 Kegati-Nyaguta-Rigena	13.5	845,160.00
		R82 -02 Matunwa-Keumbu	5.5	220,110.00
		R85 -01 Keumbu-Nyanturago	9.5	450,210.00
		T1105-01 Amariba-Nyambunde	7	930,180.00
		Sub-Total		5,116,700.00
	Nyaribari Masaba Constituency	D208 -01 Nyabisabo-Gesusu	17.2	1,310,344.00
		D223 -01 Birongo-chironge	15.6	684,312.00
		E1042-01 Kiometi-Geteri	8	320,160.00
		E1050-01 Ibacho-Masimba	8.5	340,170.00
		E191 -01 Kerema-Ramasha	7	604,140.00
		E192 -01 Nyanturago-ramasha	15	1,137,342.00
		L1106-01 Ramasha-Sosera	5	200,100.00
		T1106-01 kEROKA-Ibacho	7	280,140.00
		UR1 -01 masimba-matibo-sosera	6	240,120.00
		Sub-Total		5,116,828.00
	Bonchari Constituency	D215 -01 suneka-nyamira	8	700,240.00
		E1053-01 Itibo-Menyinkwa	8	350,160.00
		E1054-01 Gesonso-Menyinkwa	12.5	500,250.00
		E1068-01 Riana-Igongo-Nyamira	8	320,160.00
		E1069-01 Gesonso-Riana	8	550,180.00
		E207 -01 Itierio - Nyansongo		320,160.00
		R50 -01 Iterio-Mogumo		1,255,340.00
		RAR28-01 IYABE-BONCHANCHA	4	160,080.00
		RAR5 -01 RIANA-KAMEJII	5	200,100.00
		RAR7 -01 Airstrip-ingeli-Iyabe	8	320,160.00
		RAR8 -01 GUNGA-GESERO	6	240,120.00
		RAR9 -01 Suneka-Motonto	5	200,100.00
		Sub-Total		5,117,050.00
	TOTAL BUDGET FOR KISII DISTRICT			22,007,112.00

NO.	RECIPIENT	ROAD NAME & ROAD NUMBER	LENGTH (KMS)	BUDGET FY 2003/2004	
34	GUCHA DISTRICT				
	Gucha DRC Hq.	Administration/General Exp. Sub-Total		1,320,000.00 1,320,000.00	
	South Mugirango Constituency	D205 -01 Kamagambo-Nyansebe			1,508,413.00
		E1051-01 Tabaka-Nyachenge			449,255.00
		RAR14-01 MUMA - NYAMAIYA	5.5		773,610.00
		RAR23-01 Suguta - Nyabera	5.2		724,604.00
		RAR21-01 ETAGO - NYAKEYO	6.2		889,874.00
		D204 -01 Mogonga-Mesabakwa	5.5		962,736.00
		Sub-Total			5,308,492.00
	Bomachage Constituency	E1045-01 Omuringamu-Kenyenya-Nyabitumw			1,667,136.00
		E203 -01 Kenyena-Magenche-Etago-Nyama			830,828.00
		E207 -01 Ogembo-Metonto			976,564.00
		RAR27-01 MUMA - KANYAMACHI	5.4		714,108.00
		RAR28-01 IKOBA-BONYANCHA	7.2		97,500.00
		RAR38-01 Riokindo Magenche			524,138.00
		Sub-Total			4,810,274.00
	Bobasi Constituency	D206 -01 ITUMBE - RIONYIEGO		23	1,477,790.00
		D207 -01 Igare-Riobara			339,190.00
		E1046-01 Kebuko-Nyangusu	18		991,078.00
		E1048-01 Mogonga-Igare			1,036,050.00
RAR31-01 Motonto-Nyakegogi				1,216,244.00	
Sub-Total				5,060,352.00	
TOTAL BUDGET FOR GUCHA DISTRICT				16,499,118.00	
35	KISUMU DISTRICT				
	Kisumu DRC Hq.	Administration/General Exp. Sub-Total	0	1,320,000.00 1,320,000.00	
	Kisumu Town West Const.	D243 -01 Kisian-Kaloka		6	1,279,347.00
		D273 -01 Riat-Nyahera		9	1,081,840.00
		E1117-01 Riat-Mamboleo		6	698,896.00
		G2 -01 Otonglo-Waterworks	2.5		300,800.00
		G2 -02 Otongoro-Kondiaga Prison.			317,450.00
		RAR3 -01 Obambo-Kaloka		10	1,147,300.00
		RAR38-01 Kotetmi -Usomba	5.3		234,366.00
		Sub-Total			5,059,999.00
	Kisumu Town East Const.	E232 -01 Waitforego-WaterWorks-Gita			842,000.00
		E248 -01 Chiga-Lielango	0.5		344,940.00
		RAR1 -01 Obwolo-Gita-Got Nyabondo			620,000.00
		RAR75-01 Nyamasara-Mainyata			934,820.00
		UUP1 -01 Nyamasalia-Oland Ouko-Chiga			872,300.00
		UUP2 -01 Mowlem-Ragumo-Angola			979,800.00
		UUP3 -01 Orongo-Nyandiwa			466,760.00
		Sub-Total			5,060,620.00
	Kisumu Rural Constituency	D245 -01 Maseno-Akado		28.2	1,679,400.00
		E1113-01 Chilaimbo-Maseno		8.1	814,620.00
E1114-01 Lela-Holo			7.5	791,640.00	
E1129-01 Junct.E113- Darambili			6.2	479,000.00	
E129 -01 Akado-Reru-Kolenyo			6	839,880.00	
RAR20-01 Kombewa-Uhuru			10	454,880.00	
Sub-Total				5,059,420.00	
TOTAL BUDGET FOR KISUMU DISTRICT				16,500,039.00	
36	NYANDO DISTRICT				
	Nyando DRC Hq.	Administration/General exp. Sub-Total		1,320,000.00 1,320,000.00	
	Nyando Constituency	D290 -01 Korowe-Nyangande		18	1,013,630.00
		D293 -01 Ombaka-Miwani	36.2		645,780.00
		E1119-01 Nyangande-Irrigation Scheme	2		344,940.00
		E1120-01 Ahero-Magina	5		436,860.00
		E1121-01 Boya-Oren	10		449,800.00
		E220 -01 Awasi-Kaito	20.5		717,090.00
		R16 -01 Ahero-Kaluore	3.5		410,430.00
		R17 -01 Rabuor-Nyangande	7.8		272,844.00
		URP1 -01 Mitimbili-Bwanda	3		104,940.00
		URP2 -01 Ongeche - Kaluore	4		663,840.00
		Sub-Total			5,060,154.00
	Muhoroni Constituency	D293 -01 Miwani-Ahero		15	1,264,700.00
D311 -01 Muhoroni-Songhor			16.6	499,220.00	

NO.	RECIPIENT	ROAD NAME & ROAD NUMBER	LENGTH (KMS)	BUDGET FY 2003/2004
		E235 -01 Chemelil-Tamu	8	519,840.00
		E236 -01 Chemelil - C35	9.2	424,812.00
		E248 -01 Kibigori-Chiga	31.7	1,169,400.00
		E249 -01 Muhoroni-Fort Tenan	18.1	742,580.00
		S1010-01 Miwani-Obumba	12.5	437,250.00
		Sub-Total		5,057,802.00
	Nyakach Constituency	D218 -01 sondu-kusa		1,294,660.00
		E1130-01 Kandaria-Soko	11	664,780.00
		E219 -01 Kapserok-Bodi	12	934,640.00
		R13 -01 sondu-nyamarimba		469,746.00
		R42 -01 Okanowach - Osoume	10	1,234,800.00
		R45 -01 Kanyamlori-Cherwa	7	469,880.00
		Sub-Total		5,068,506.00
		TOTAL BUDGET FOR NYANDO DISTRICT		16,506,462.00
37		SIAYA DISTRICT		
	Siaya DRC Hq.	Administration/General Exp.		1,320,000.00
		Sub-Total		1,320,000.00
	Alego Constituency	D246 -01 SAIYA - YALARU	10	723,180.00
		D249 -01 Kadenge-DB.Butere	41	1,252,000.00
		E1165-01 Ndere-Uranga	19.2	1,050,000.00
		E1166-01 BORO - SEGERE	2	309,375.00
		E138 -01 Nyandiwa-River Yala	14.1	914,500.00
		RAR3B-01 NYANGOMA - TINGWNGI		810,825.00
		Sub-Total		5,059,880.00
	Ugenya Constituency	D259 -01 Sigomre-Konyango		677,400.00
		D260 -01 Silanga-Sega		416,000.00
		D260 -02 Unguja-Ungas		740,400.00
		E1161-01 Sindidi-Ungasi		238,644.00
		E1167-01 Luhano-Aboke		285,432.00
		E145 -01 Ukwala-Sega	9	867,400.00
		D242 -01 Barober-Junc.D260	18.2	985,648.00
		E152 -01 Silay-DB Butere	16.2	504,000.00
		RAR10-01 BAROBER - KANYUMBA		345,080.00
		Sub-Total		5,060,004.00
	Gem Contituency	D248 -01 Wagai-Onyinyori		1,833,601.00
		D248 -02 Kodiaga-Wagai		357,400.00
		E1160-01 Marenyo-Junct.		353,768.00
		E1161-01 Lana-Shatsala		334,440.00
		E382 -01 Rera-Uranga		582,600.00
		E383 -01 YALA - LURI	4	282,072.00
		E387 -01 Yala-Anyiko		1,316,120.00
		Sub-Total		5,060,001.00
		TOTAL BUDGET FOR SIAYA DISTRICT		16,499,885.00
38		BONDO DISTRICT		
	Bondo DRC Hq.	Administration/General Exp.	0	990,005.00
		Sub-Total		990,005.00
	Bondo Constituency	D246 -01 YALA RIVER-OWIMBI JUNC.	24	902,400.00
		E1152-01 Amoyo-Wichlum	6	797,693.00
		E1158-01 C27 NYANGERA-UHANYA-NYENYE BC	8	850,004.00
		E1176-01 Bondo-Water Supply	20	899,999.00
		E126 -01 AMOYO-NYABERA	18	760,000.00
		E133 -01 Kopolu-Wagusu Beach	6	600,000.00
		RAR19-01 KIPASI-WANGUSU BEACH	9.3	950,000.00
		Sub-Total		5,760,096.00
	Rarieda Constituency	D245 -01 DB Kisumu-C28 Kaladin	7.9	900,000.00
		E1151-01 C28 Gagra - Ndigwa	10	1,299,996.00
		E1155-01 C28 Ramba-E128	3.1	649,999.00
		E124 -01 E126 Kawaka-C28 Mtiuri	7.8	1,000,000.00
		E139 -01 NYABERA-MISORI BEACH	3.9	400,000.00
		Sub-Total		4,249,995.00
		TOTAL BUDGET FOR BONDO DISTRICT		11,000,096.00

NO.	RECIPIENT	ROAD NAME & ROAD NUMBER	LENGTH (KMS)	BUDGET FY 2003/2004	
39	HOMA BAY DISTRICT				
	Homa Bay DRC Hq.	Administration/General Exp.		990,000.00	
		Sub-Total		990,000.00	
	Ragwe Constituency	D215 -01 Migori-Rangwe-Nyamira	18	200,000.00	
		D216 -01 Orare-Imbo	13	200,000.00	
		E1035-01 Ngegu-DB Rachuonyo	5.1	923,000.00	
		E214 -01 Rangwe-Ndiru-DB Rachuonyo	20	1,199,500.00	
		URA3 -01 Ruga-lala	10.5	300,000.00	
		URA4 -01 NYAKWADHA-NYAMIRA	9.1	182,000.00	
		URF1 -01 LUORA-KODHOCH	13	2,000,000.00	
		Sub-Total		5,004,500.00	
	Ndhiwa Constituency	D211 -01 Kowuonda-DB Migori	14.5	200,000.00	
		D212 -01 Oria-Pala	18	105,000.00	
		D213 -01 Mirogi-Malela	21	200,000.00	
		D214 -01 KALAMINDI-DB MIGORI	14	820,000.00	
		E1033-01 KOJOWI-RUMA	13.5	996,000.00	
		E111 -01 Wachara-Kojowi	28.2	1,280,000.00	
		E117 -01 Ongeng-Kodiera	10	200,000.00	
		URA1 -01 Kobodo-Sikwadhi	5	200,000.00	
		URA2 -01 Ndhiwa-Otigo-Pala	16.2	1,004,000.00	
		Sub-Total		5,005,000.00	
	TOTAL BUDGET FOR HOMA BAY DISTRICT				10,999,500.00
	40	NYAMIRA DISTRICT			
		Nyamira DRC Hq.	Administration/General Exp.		1,320,000.00
			Sub-Total		1,320,000.00
		Kitutu Masaba Constituency	D220 -01 D221 Ngenyi-D223 Tombe	8	352,090.00
			D223 -01 C21 Kemera -B3 Amabuko	25.2	1,188,746.00
			E1057-01 B3 Birongo-D223 Magombo	6.9	292,362.00
			E1058-01 D224 Gesima-E198 Magombo	8	361,215.00
			E1066-01 C21 Tinga-D237 Kenyerere	2.9	291,255.00
			E1067-01 D223 Birongo-Gucha	6	488,862.00
			E198 -01 MOSOBET-MAGOMBO		419,548.00
			R37 -01 ESANI-GESINA		333,330.00
			R54 -01 B3 Keumbu-D223 Riagechino	9	513,820.00
			T11 -01 Birongo-Girango	3.8	181,049.00
			T12 -01 Mosobet-Moserata	3.5	308,055.00
			T4 -01 MOSOBET-NYAMAKOROTO		340,588.00
			Sub-Total		5,070,920.00
			West Mugirango Constituency	D221 -01 Rachuonyo-Miruka	10
D237 -01 KEBIRIGO-MAGOMBO					440,175.00
E1059-01 D224 Kebirigo-E198 Nr. Mosobe		9.4		839,749.00	
E1063-01 C21 Kebirigo-Nyamakoroto		9		710,640.00	
E1064-01 C21 Mabundu-D237 Makairo		8.8		253,890.00	
E1065-01 Tombe-Milili School		8.8		522,074.00	
E1147-01 MBOROGO-NYANSIONGO				825,850.00	
R28 -01 D221 Bobaracho-E1064 Gianchor		7.2		360,356.00	
R30 -01 C21 Mabundu-D237 Makairo		5.4		371,392.00	
T8 -01 MAKAIRO-BOSIANGO SCHOOL				222,664.00	
T9 -01 E1064-GIANCHORE			271,910.00		
Sub-Total			5,071,780.00		

NO.	RECIPIENT	ROAD NAME & ROAD NUMBER	LENGTH (KMS)	BUDGET FY 2003/2004
	N. Mugirango Constituency	D209 -01 B3 Kijauri-Raitigo	1.5	959,325.00
		D222 -01 KEBABE-BONYUNYU		387,330.00
		D225 -01 C22 Kitaru-D224 Mokomoni	10.9	417,282.00
		E1044-01 D209 Raitigo Estate-DB Bomet	4	660,465.00
		E1049-01 C21 NR.Ikonge-E225 Itibo	7	608,030.00
		E1136-01 ikonge-nyamoschool		297,330.00
		E225 -01 C21 Nyaramba-D225 Mokomoni	13	983,635.00
		L1 -01 CHEBILAT-MSELAITA		117,600.00
		R45 -01 KJJAURE-MANGA		290,334.00
		R53 -01 MAGWAGWA-NYAUTUTU		314,340.00
		Sub-Total		5,035,671.00
	TOTAL BUDGET FOR NYAMIRA DISTRICT			16,498,371.00
41	MIGORI DISTRICT			
	Migori DRC Hq.	Administration Expenses		1,540,000.00
		Sub-Total		1,540,000.00
	Migori Constituency	E1006-01 MIGORI WASIO	8	1,250,100.00
		E101 -01 Nyaduong-Ogwedhi	12	1,230,460.00
		E1015-01 Migori-Nyarongi	18	1,493,960.00
		E104 -01 Kababu-Otho		1,140,480.00
		Sub-Total		5,115,000.00
	Nyatike Constituency	D210 -01 Masara-Sori Agolo Muoki	8	1,470,500.00
		E103 -01 Macalder-Gogo Falls		805,240.00
		RAR11-01 MUHURUR - WHITE ROCK		765,200.00
		RAR2 -01 NDIWA - OKENGE - THIMLICH		794,007.00
		RAR3 -01 AYEYO - OKENGE		1,280,140.00
		Sub-Total		5,115,087.00
	Uriri Constituency	D211 -01 Uriri-Oria		1,430,010.00
		E1009-01 Uriri-Bware		1,150,000.00
		URP1 -01 Kabwana-Othoro	2	1,480,100.00
		URP6 -01 Oyani Malo-Thimjope-Uriri		1,054,090.00
		Sub-Total		5,114,200.00
	Rongo Constituency	D202 -01 Rapogi-Awendo	8.1	587,110.00
		E108 -01 Rapogi-Opoyo-Dede		950,280.00
		E201 -01 Kamagambo-Opapo		1,198,360.00
		E205 -01 RIOSIR - KANGA		1,000,199.00
		URP10-01 Nyaburu-Marera		1,380,100.00
		Sub-Total		5,116,049.00
	TOTAL BUDGET FOR MIGORI DISTRICT			22,000,336.00
42	KURIA DISTRICT			
	Kuria DRC Hq.	Administration/General Exp.	0	550,000.00
		Sub-Total		550,000.00
	Kuria Constituency	E1001-01 Nyama Ganana-Ikerege	6	1,093,880.00
		E1004-01 Tom Mboya-Nyabohanse	14	447,720.00
		E166 -01 Kehancha-kegonga	6.5	207,870.00
		R2 -01 Maeta-Sakuri	13	1,715,740.00
		R5 -01 Ntimaru-Nyakongo	12	1,483,760.00
		Sub-Total		4,948,970.00
	TOTAL BUDGET FOR KURIA DISTRICT			5,498,970.00
43	SUBA DISTRICT			
	Suba DRC Hq.	Administration/General Exp.		990,000.00
		Sub-Total		990,000.00
	Mbita Constituency	E1021-01 LUANDA - NYABERA	11.4	597,330.00
		E1022-01 KAMSAMA - KITARE - MISORI	9.5	1,084,680.00
		E117 -01 KADIO - KIPAST - KAISAU	14.3	599,720.00
		E120 -01 RUSINGA RING ROAD	20	999,790.00
		URF2 -01 KIPASI - NGODHE - USAO	6	223,940.00
		URF2 -02 wayagi-kaswanga		1,499,600.00
		Sub-Total		5,005,060.00

NO.	RECIPIENT	ROAD NAME & ROAD NUMBER	LENGTH (KMS)	BUDGET FY 2003/2004
	Gwasssi Constituency	D210 -01 MBITA - DB - MIGORI	5	1,201,520.00
		E114 -01 Sindo-Nyandiwa-Kakomin		1,999,800.00
		E118 -01 Koguta-Nyabera	11.2	704,676.00
		URF1 -01 Sindomut-sindogiri	8	399,610.00
		URF3 -01 Kiabuya - Kinda		699,450.00
		Sub-Total		5,005,056.00
TOTAL BUDGET FOR SUBA DISTRICT				11,000,116.00
44	RACHUONYO DISTRICT			
	Rachuonyo DRC Hq.	Administration/General Exp.		990,000.00
		Sub-Total		990,000.00
	Karachuonyo Constituency	D217 -01 Kadongo-Gendia	30	968,750.00
		D219 -01 Kadel-HomaHills-Kanyadhiang	30	1,028,000.00
		E1027-01 Kandiege-Otaro	7.5	150,000.00
		E1034-01 Oyugis-Samba-Rakwaro	15	505,000.00
		E1035-01 Kodula-Kwoyo Kochia	7	48,000.00
		E121 -01 Alaka-Kowour Pier	2.5	36,000.00
		E122 -01 Jonyo-Kobongo	5	138,000.00
		E215 -01 PALA-KONDULA-MITIMBILI	13	357,000.00
		E218 -01 Nyombulu-Rakwaro	30	841,000.00
		R35 -01 Kimira-Aolraoko	3	84,000.00
		R38 -01 Ngeta-Otaro	4	96,000.00
		R39 -01 Onyege-Jonyo	4.5	120,000.00
		R40 -01 Bware-Seka	5	120,000.00
		Sub-Total		4,491,750.00
	Kasipul Kabondo Constituency	D220 -01 Oyugis-Rioma	10.4	244,200.00
		E1026-01 DOL-KAROGO	5	130,000.00
		E1028-01 AGULU-ORIAN	15	378,000.00
		E1029-01 Omiro Polytechnic-Manga Kocho	3	217,000.00
		E1034-02 KOSELE-NYAFARE	4.9	144,600.00
		E209 -01 OGERA-GAMBA	9	291,000.00
		E210 -01 SIKRI - MAWEGO		421,000.00
		E213 -01 KARABOK-ADIEDO-WAGWE	10	285,000.00
		E214 -01 KARABOK-NDIRU	10.8	281,700.00
		E219 -01 OTHORO-MIRIU	2.5	210,000.00
		R17 -01 Nyawita-Awach	7	185,550.00
		R24 -01 Kaditonge-Oriang	14	336,000.00
		R33 -01 Wangapala-Mamboleo	9.8	235,200.00
		R33 -02 Misambi-Karota	2.5	60,000.00
		R34 -01 Miruka-Tarmack	5.7	136,800.00
		R36 -01 Uhuru-Wire	6	144,000.00
		R37 -01 Kotieno-Nyangela	5.8	139,200.00
		R41 -01 Nyang'ieia-Nyagowa	6.8	163,200.00
		R42 -01 Dol-Mosocho	11.1	230,400.00
		R43 -01 Nyahera-Kiomocha		84,000.00
		R44 -01 Kadongo-Karota	5.5	265,000.00
		R45 -01 Centre-Kilusi	5.5	120,000.00
		R46 -01 Bongu-Kakelo	13.5	253,600.00
		R47 -01 Nyamenda-Bunye	4.5	108,000.00
		R48 -01 Nyahera-Uhuru	4	114,000.00
		R49 -01 Oyugis-Kwoyo	9.7	172,800.00
		R6 -01 Mikayi-Dudi		168,000.00
		Sub-Total		5,518,250.00
TOTAL BUDGET FOR RACHUONYO DISTRICT				11,000,000.00
45	KAJIADO DISTRICT			
	Kajiado DRC Hq.	Administration/General Exp.		1,320,000.00
		Sub-Total		1,320,000.00
	Kajiado South Constituency	D536 -01 DB T/T Njukini-C102 Illast	44	2,779,950.00
		E2023-01 Olkiloriti-Msangairo	6	180,000.00
		E396 -01 EMOTOROKI-AMBOSELI	50	600,000.00
		URA1 -01 Rombo-Iltital		1,500,000.00
		Sub-Total		5,059,950.00

NO.	RECIPIENT	ROAD NAME & ROAD NUMBER	LENGTH (KMS)	BUDGET FY 2003/2004	
	Kajiado North Constituency	D523 -01 Ngong DB Nakuru	35	1,465,750.00	
		D526 -01 D523 Kimuka-C58 Olepolos Mkt	16	970,000.00	
		E1493-01 D523 Matathia-E702 Ololua	6.3	189,000.00	
		E1494-01 Noi Chora-E1493	11	462,000.00	
		E1495-01 C58 O/RONGAI-A104KITENGERA	30	1,428,000.00	
		E2012-01 Isinya-Konza	40	545,030.00	
		Sub-Total		5,059,780.00	
	Kajiado Central Constituency	D524 -01 A104 Kajiado-C102 Isala	111.5	3,615,180.00	
		E394 -01 Bissei-Mailwa	35	600,000.00	
		E406 -01 A104 Kajiado-Mile 46	27	424,800.00	
		E408 -01 D524 Enkorika-Nkoille	24.8	420,000.00	
	Sub-Total		5,059,980.00		
	TOTAL BUDGET FOR KAJIADO DISTRICT				16,499,710.00
	46	KERICHO DISTRICT			
Kericho DRC Hq.		Administration/General exp.		1,320,000.00	
		Sub-Total		1,320,000.00	
Belgut Constituency		D226 -01 Marumbasi(C25)DB Bureti	10.6	504,400.00	
		D228 -01 Junc(C23)Premier factory/Jcn	6	878,200.00	
		D238 -01 JCN(C23)Kapsuser/JCN(C25)	8.7	508,800.00	
		E1093-01 Junc.(R1)Chemamul Factory/(c2	8.7	604,800.00	
		E222 -01 JCN(B1) Kaptebeswet/JCN(D226)	4.1	862,000.00	
		R1 -01 Chepkemel E1093-Kapsorok E219	13.5	425,250.00	
		R10 -01 D228 Kalianga/Koiwalelach/E22	10.7	431,800.00	
		R6 -01 B1 KAPTEBESWET-E1094 BORBORWE	9	404,000.00	
		R8 -01 Kapsuser/Kipsolu	3	157,350.00	
		R9 -01 Seretet(T2306)/Chepkosilen	6.6	283,400.00	
Sub-Total			5,060,000.00		
Kipkelion Constituency	D312 -01 Brooke B1-Kipkelion-DB Nandi	24	501,800.00		
	D314 -01 kipilelion-Kedowa-Lond.-Makut	14	583,800.00		
	D315 -01 Chepsir B1-DB Nakuru	8.5	279,000.00		
	E1098-01 Chepsir B1-Kapseger D312	16	403,200.00		
	E1100-01 Sitian B1-Barsiele C35	5	408,000.00		
	E1102-01 JCN(B1)Londian-DB Nakuru.		230,600.00		
	E250 -01 F/Ternan(C35)-Kokwet	10	514,800.00		
	E251 -01 F/Ternan E250-Nyagacho D312	8.8	483,000.00		
	E254 -01 Junct.C35 Londian-A104 H.Top	20	597,200.00		
	R66 -01 D312 Kamasia - Monastery		261,200.00		
	URF1 -01 GIRIMORI-KIPTERDEN-CHESIGOT	10	400,000.00		
	URF2 -01 Girimori - Kabias - Kapros	10	400,000.00		
	Sub-Total		5,062,600.00		
Ainamoi Constituency	D229 -01 Kericho B1-Kapsoit B1	13.7	682,300.00		
	E1096-01 Ainamoi(D229)-Kapsaos(D312)	12.8	607,200.00		
	E1097-01 KIPSITET(B1)KOITABUROT	7.5	423,000.00		
	E219 -01 Kipsitet(B1)-Kapsorok	14	527,500.00		
	E221 -01 TORIT (B1)KENEGUT-KOITABUROT	16	576,800.00		
	E222 -01 Kapkugerwet D312-Kaptebeswet	5	530,800.00		
	E241 -01 Ainamoi-Thesalia	11.4	661,950.00		
	R12 -01 Junct.B1-Kapsorok B1		609,600.00		
	R14 -01 Torit E221-Senetwet B1	11.4	441,600.00		
Sub-Total		5,060,750.00			
TOTAL BUDGET FOR KERICHO DISTRICT				16,503,350.00	
47	LAIKIPIA DISTRICT				
	Laikipia DRC Hq.	Administration/General Exp.		990,016.00	
		Sub-Total		990,016.00	
	Laikipia East Constituency	D444 -01 A2 Nacumoro-D558 Lamuria	17.3	533,500.00	
		D445 -01 D558-NGOBIT-B5		234,000.00	
		D462 -01 A2-D462 OI Daiga Loop	27	633,000.00	
		D488 -01 A2-A2 Hospital	1	302,000.00	
		D558 -01 B5-Solio-Lamuria-Mutara C76	45	668,000.00	
		E1444-01 B5NAIRUTIA-D558 MIRERA		322,000.00	
		E465 -01 D464/E462 NR KIRIMON		786,000.00	
		E808 -01 A2 TIMAU-E839 ETHI		336,000.00	
		E839 -01 D464 Lolagai-Ethi		235,000.00	
		G53 -01 A2 MOR&PW-Nanyuki Air Force	13.4	115,500.00	
		R01 -01 Ntrukuma-D462 Akorino		327,000.00	
RAR1 -01 G53-MATANYA-THOME			513,000.00		
Sub-Total		5,005,000.00			

NO.	RECIPIENT	ROAD NAME & ROAD NUMBER	LENGTH (KMS)	BUDGET FY 2003/2004
	Laikipia West Constituency	D367 -01 C77 Gatundia-C77 Maina	27.7	448,000.00
		D368 -01 Ithima-C51 Ol Ngarua	15	410,000.00
		D372 -01 C77 Rmt-Ndindika	32	992,000.00
		D381 -01 C77-END TAMACK (KAINANGE)		358,000.00
		E1440-01 C51-Kiamburu-Ndindika	9.7	376,500.00
		E1441-01 D466 Rumuruti-Thome	15	281,000.00
		E1442-01 D466 Rumuruti-Thome	15	555,000.00
		E666 -01 Mohotetu-Sipili-Ol Moran	18	597,000.00
		L51 -01 C51-Marmanet North	3	51,000.00
		L52 -01 D367 Akabe Forest Edge-North	3.4	57,000.00
		L53 -01 C77-Forest Edge	2.5	41,500.00
		L54 -01 B5 Dam-North	4.6	132,500.00
		L55 -01 B5-Nyahururu Dam	5	217,000.00
		URP1 -01 D367 JUNC.-SALAMA		328,500.00
		UUPI -01 C77 RMT-LOCATION		160,000.00
		Sub-Total		5,005,000.00
TOTAL BUDGET FOR LAIKIPIA DISTRICT				11,000,016.00
48	NAKURU DISTRICT			
	Nakuru DRC Hq.	Administration/General		1,650,000.00
		Sub-Total		1,650,000.00
	Naivasha Constituency	D323 -01 A104 North Lake-Kongoni		700,868.00
		D331 -01 Kongoni-Maela		298,895.00
		D385 -01 Gilgil-Tumaini		662,100.00
		D390 -01 kwabegi-gilgil minor bridge		40,810.00
		E1466-01 E466-D322		422,863.00
		E1467-01 Junc. E446-Kiambogo		292,337.00
		E1468-01 Kinamba-Maraigushu		429,694.00
		E1764-01 GILGIL-DB NYANDARUA (TURASHA)		209,066.00
		E446 -01 Elementaita-D322		413,194.00
		E450 -01 D320 Mbaruk-A104 Tumaini		401,348.00
		G -01 SOGONOI-KASAMBARA		188,902.00
		R1 -01 NYONDIA BRIDGE		35,160.00
		R2 -01 SINDANO BRIDGE		35,740.00
		RAR15-01 hilstop-kenton		200,037.00
		RAR16-01 longonot-D394		206,056.00
		RAR17-01 A104-MUNYU-D394		230,133.00
		RAR18-01 Kinungi-Maraigushu-A104	25	425,139.00
		UR1 -01 mwiciringiri minor bridge		32,650.00
		Sub-Total		5,224,992.00
	Molo Constituency	E1463-01 ELBURGON-MUKINYAI		268,740.00
		E1471-01 Egerton-Kenyatta Instit.-Pwan		322,783.00
		E1462-01 LAND-MKOROMBOSI-SAKAITIM		318,847.00
		E263 -01 elburgon-marashon		296,785.00
		RAR4 -01 Naishi-Bagaria-Mitimingi	16.5	604,644.00
		RAR5 -01 STOO MBILI-PWANI		351,994.00
		UR -01 TOPLIFE - TACHASIS - LOGOMAA		186,547.00
		UR1 -01 KIHINGO-TERET		298,782.00
		UR10 -01 ELBURGON-KAPSITA		312,290.00
		UR11 -01 ELBURGON-SAGAA CENTER		261,592.00
		UR12 -01 ELBURGON-NYAYO SUB DIST.HOSP.		106,499.00
		UR2 -01 SAGANGWAN-FOREST		111,728.00
		UR3 -01 cheptoroi school-nesuit pry.		106,507.00
		UR4 -01 chesoan-jolly farm		174,349.00
		UR5 -01 Njoro(rumwe farm)-kikapu-pwan		698,993.00
		UR6 -01 SOIN-FOREST		170,599.00
		UR7 -01 deffo-bodeni-muturuburu-bagar		197,895.00
		UR8 -01 WENDANI-NDURIRIR-MUGUMO SCH.		206,994.00
		UR9 -01 MUKINYAI-ELBURGON-MOLO		228,444.00
		Sub-Total		5,225,012.00

NO.	RECIPIENT	ROAD NAME & ROAD NUMBER	LENGTH (KMS)	BUDGET FY 2003/2004
	Nakuru Constituency	E451 -01 B5 - MURUNYU - WANYORORO - C69		221,235.00
		RAR24-01 Kabazi-Forest-Sambogo	8.7	97,688.00
		RAR37-01 Kiamaina-Kabatini-Bahati Fore	10	98,976.00
		E1470-01 Kabazi-Munanda-Wei Farm		1,479,708.00
		RD23 -01 B5-MBOGOINI-KANYOTU		63,229.00
		UR1 -01 murunyu-kiamunyeki		221,876.00
		UR10 -01 B5-MENENGAI CRATER		207,851.00
		UR11 -01 LANET POSTA-WANYORORO		212,802.00
		UR12 -01 ESTATE ROADS		222,705.00
		UR13 -01 ENGASHURA FARM ROADS		232,609.00
		UR14 -01 B5-SUBUKIA-SHIRANI		207,851.00
		UR15 -01 C67-C69-BEEF RESEARCH		207,851.00
		UR16 -01 E471-LANET-NDEGE FARM-C69		212,802.00
		UR17 -01 C69-KARUCHUA PRY.		151,251.00
		UR18 -01 munanda-kagechi farm-wei		209,942.00
		UR2 -01 maili saba-bahati forest		154,352.00
		UR3 -01 MOI NDEFFO-KABATINI		72,619.00
		UR4 -01 B5-ARASH-TETUFARM		77,155.00
		UR5 -01 B5-LITTLE FIRM-BAHATI FOREST		98,464.00
		UR6 -01 D366-WANYORORO-MENENGAI FARM		142,574.00
		UR7 -01 B5-MAOBI FARM-MOAMBI PRY-B5		210,821.00
		UR8 -01 MAGOMANO-D366		207,851.00
		UR9 -01 GITURA PRY-KABAZI		212,802.00
		Sub-Total		5,225,014.00
	Rongai Constituency	D366 -01 Solai-Subukia	5	788,043.00
		E1460-01 Whiterocks-Mbogoini	12.3	344,629.00
		E273 -01 Mercy N.Sch.-Rongai-Kandutura	25	246,117.00
		E388 -01 Alphega D385-DB Baringo		239,727.00
		UR7 -01 Elburgon-Rongai-Machege	20	198,097.00
		UR1 -01 Kiremba Factory-Kentmare	4	368,894.00
		UR2 -01 Maji Tamu-Chemasis Ndabibi	10	550,823.00
		UR3 -01 Solai-Nyakinya-Nyandarua	10	325,847.00
		UR4 -01 Bata Moja-Tachasis P.J School	10	584,308.00
		UR5 -01 KFA Tuiyotich-Lower Solai	2	297,561.00
		UR6 -01 Kampi ya Moto-Moricho-DB koib		554,445.00
		UUR -01 orinie-kapsatek-molo river		726,521.00
		Sub-Total		5,225,012.00
	Nakuru Town Constituency	UUR1 -01 IRENE NGOCHOCHI-KIGORGOR		929,516.00
		UUR10-01 KAMUZUBANDA-MWARIKI RING ROAD		88,770.00
		UUR11-01 KAPTEMBWA-NAKURU WEST		79,829.00
		UUR12-01 KANJAS SQUARE-K.K.CENTRE		180,053.00
		UUR13-01 KIPKELION ROAD		165,873.00
		UUR14-01 Githima - kelelwet Road		161,693.00
		UUR15-01 KANU STREET DRAINAGE		128,829.00
		UUR16-01 FREE AREA-A104		128,735.00
		UUR17-01 PRISON ROAD		129,113.00
		UUR18-01 LUNGA LUNGA ROAD		134,170.00
		UUR19-01 BANGLADESH-PLY & PANEL		67,491.00
		UUR2 -01 KIRINYAGA ROAD		254,013.00
		UUR20-01 NAKURU WEST ROAD		259,114.00
		UUR21-01 SIAYA ROAD		93,929.00
		UUR22-01 Eldoret Avenue		195,788.00
		UUR23-01 AWACH ROAD		59,533.00
		UUR24-01 MAMANGINA NURSING HOME ROAD		535,048.00
		UUR25-01 MARTIN LUTHER ROAD		123,285.00
		UUR26-01 kiratina-teachers kitu road		123,285.00
		UUR27-01 boran drive		123,285.00
		UUR28-01 dog section-(Naivasha)		123,285.00
		UUR29-01 shadrack kimalel-Naka Road		123,285.00
		UUR3 -01 WARENG ROAD		119,142.00
		UUR30-01 Irene Ngochoch-Kigonor	1.3	118,187.00
		UUR4 -01 KIRATINA-KIMWAYEKI		83,729.00
		UUR5 -01 KAPTEMBWA-KELELET		111,354.00
		UUR6 -01 KIPSIGIS ROAD		155,000.00
		UUR7 -01 IGONOR PRY. SCH-LELWET CENTRE		133,613.00
		UUR8 -01 HAPPY CHURCH-RHODA PRY.SCH		133,756.00
		UUR9 -01 MOMBASA ROAD		162,308.00
		Sub-Total		5,225,011.00

NO.	RECIPIENT	ROAD NAME & ROAD NUMBER	LENGTH (KMS)	BUDGET FY 2003/2004
	Kuresoi Constituency	E268 -01 Cheptuech-Emitik	12	889,600.00
		RAR35-01 Gorofa-Saosa A	7.5	575,540.00
		RAR54-01 Matunda-Chemaner	5.4	355,356.00
		RAR8 -01 Mwangate-Langwenda	5.4	356,316.00
		UR1 -01 olenguruone-cheparungu		921,584.00
		UR2 -01 MAUSAMIT-PG/15		374,097.00
		UR3 -01 LAND-MULIMA FARM		370,696.00
		UR4 -01 SEGUTON-LANGWENDA		349,145.00
		UR5 -01 SINENDET-CHEBOTOI-IRONGO		1,032,637.00
		Sub-Total		5,224,971.00
	TOTAL BUDGET FOR NAKURU DISTRICT			33,000,012.00
49	NAROK DISTRICT			
	Narok DRC Hq.	Administration/General Exp.		990,000.00
		Sub-Total		990,000.00
	Narok North Constituency	D319 -01 Enangiperi - Olokurto		1,558,768.00
		E172 -01 Sikiapei - Entoltoi		486,000.00
		E445 -01 B3 Junct.-Nairagienkare-Maela	10	1,080,300.00
		UNCL -01 Rotian-Songoro	5	920,460.00
		W2701-01 C57 Junc - Naisuya	10	400,200.00
		W2703-01 Kipangas-Nkareta	10	560,280.00
		Sub-Total		5,006,008.00
	Narok South Constituency	D295 -01		1,302,000.00
		E177 -01 kEEKOROK-Olchololon	15	520,260.00
		E445 -01 Nairagia - Enoosupukia	23	810,300.00
		W2719-01 Ololulunga - Nkareta	15	650,280.00
		W2721-01 OLOLULUNGA-OLMEKENYU	25	1,723,200.00
		Sub-Total		5,006,040.00
	TOTAL BUDGET FOR NAROK DISTRICT			11,002,048.00
50	TRANS NZOIA DISTRICT			
	Trans Nzoia DRC Hq.	Administration/General Exp.		1,320,000.00
		Sub-Total		1,320,000.00
	Kwanza Constituency	E340 -01 Kipsaini-Monterial		457,196.00
		E343 -01 C45 Endebees-Kimothoni	6	613,950.00
		E344 -01 C45-Harman-Kiptogot forest		721,800.00
		R18 -01 C45 Twiga Farm-Kapomboi		1,551,756.00
		R19 -01 C45-Motti-Kimondo forest		591,330.00
		R38 -01 Kolongolo-Keiyo		353,370.00
		R39 -01 Knight corner- Keiyo		468,804.00
		R53 -01 Endebees-Anarchy		301,794.00
		Sub-Total		5,060,000.00
	Cherengany Constituency	E1300-01 E355-Kipsaina(A1)	12.5	1,391,905.00
		E328 -01 Maili 7- Kachibora		1,346,640.00
		R11 -01 sinyerere-Kimore		367,056.00
		R14 -01 kesegon-munyaka		273,456.00
		R45 -01 Kipkeikei-Suwerwa	4.5	179,010.00
		R46 -01 motosiet-Naigamet		236,500.00
		R52 -01 suwerwa-Kiptoi		219,513.00
		R58 -01 Chisale-Ngonyek	5	194,250.00
		R59 -01 Sinyerere-Sitatunga	6.5	447,870.00
		R63 -01 kipkeikei-motosiet		403,800.00
		Sub-Total		5,060,000.00
	Saboti Constituency	E1309-01 C44-Kiboroa		758,280.00
		G2 -01 Kitale- Main prison		1,065,930.00
		G3 -01 Agri.Dept.-station-Kitale		656,928.00
		G5 -01 Glassland-Railways		98,700.00
		R26 -01 Kiunguni-Mitoni-Mitau		713,340.00
		R28 -01 Naisambo-Vikeke-Machungwa		148,250.00
		R62 -01 Lukhome-Chemichemi		708,672.00
		URF1 -01 KIUNGANI-NYAYO	4	909,900.00
		Sub-Total		5,060,000.00
	TOTAL BUDGET FOR TRANS NZOIA DISTRICT			16,500,000.00


NO.	RECIPIENT	ROAD NAME & ROAD NUMBER	LENGTH (KMS)	BUDGET FY 2003/2004
51	UASIN GISHU DISTRICT			
	Uasin Gishu DRC Hq.	Administration/General Exp.		1,320,000.00
		Sub-Total		1,320,000.00
	Eldoret East Constituency	D296 -01 ELDORET - KAPTARAKWA	55	1,637,500.00
		E326 -01 sergot C50-Ngeria A104	3.5	1,938,500.00
		E329 -01 SERGOIT-KARUNA	11.8	378,000.00
		RAR18-01 Flax - Waunifor		400,000.00
		RAR55-01 UREKA-PLATEAU	12	706,000.00
		Sub-Total		5,060,000.00
	Eldoret South Constituency	D288 -01 Rivatex - Simati		1,156,600.00
		E282 -01 Bayete-Kipkabus	15.1	1,695,888.00
		E326 -01 NGERIA -DB-Nandi	0	989,898.00
		R3 -01 JUNC. A104-BAYETE-CHUIYAT	13.2	528,000.00
		RAR19-01 Yamumbi-Kapteldon	14.2	691,000.00
		Sub-Total		5,061,386.00
	Eldoret North Constituency	D288 -01 Kipkaren River - DB Nandi		676,000.00
		D296 -01 Soy (B2) - Eldoret		982,000.00
		E306 -01 A104 Junction - Elgon Estate	9.9	627,502.00
		E323 -01 Moiben C48-Soy D296	3.5	1,748,118.00
		R24 -01 LESERU-PLOT35/14	12.2	400,000.00
		R35 -01 Kiplombe-Kimilili	3.5	227,766.00
R39 -01 Kiplombe-Kuinet		6.2	400,000.00	
Sub-Total			5,061,386.00	
TOTAL BUDGET FOR UASIN GISHU DISTRICT				16,502,772.00
52	BOMET DISTRICT			
	Bomet DRC HQs	Administration/General		1,320,000.00
		Sub-Total		1,320,000.00
		Bomet Consti	D232 -02 Aisaik-Ndaraweta	8
	D236 -01 SILIBWET-KAPKIMOLWA		10	538,000.00
	D319 -01 SILIBWET D.B.NAROK		7	410,000.00
	E1105-01 C24 Bomet-B3 Chebole		126	830,000.00
	E178 -01 B3 Kapkimolwa-D234 Siongiroy		195	172,000.00
	E179 -02 B3 olekumbo-D236Kembu		8	778,000.00
	E180 -01 LONGISA-SIGOR		8	480,000.00
	E185 -01 B3 kipkelji-Kiplokyi		72	477,000.00
	E268 -01 B3 Longisa-DB Narok		108	610,000.00
	URA12-01 Longisa-Kapkimolwa		5	224,000.00
	Sub-Total			5,060,000.00
	Chepalungu Const.		E1081-01 KABOSON-SIONGIROI	8
		E177 -01 Kaboson-Lugumek	12	600,000.00
		L2301-01 Siongiroy-Saonet	49	1,156,900.00
		R21 -01 Kipkeigei-Lugumek	5.6	694,400.00
		R24 -02 Kanusin-Kapkwari		212,500.00
	Sub-Total		5,062,000.00	
	Sotik Const.	D233 -02 Chebole-Darajasita	15	682,000.00
D234 -01 Chebole-Labotiet		10	300,000.00	
D235 -02 Sigor-Kapkelei		8	608,000.00	
E186 -01 Kamungei-Chebirberek		8	305,000.00	
E196 -01 C15 MANARET-TEBILAT		8.1	372,000.00	
E197 -01 YAGANEK-SOTIK		8	380,000.00	
L2304-01 Kamukunji-Gorgor		6	277,000.00	
L2307-01 Kapmusa-Kiplelji		5	165,000.00	
R28 -01 Ndanai-Koiyet L2304		67	492,000.00	
R32 -01 KAPKULES-TEMBWO		7.2	329,000.00	
R47 -01 yaganek-Cheptanguei		6.7	316,200.00	
R48 -01 Yaganek-Uswet		8	135,000.00	
URF14-01 Kiproboniyit-Chebirberek		4	120,000.00	
URF5 -01 Balek-Kaptilolwo		32	120,000.00	
UUP1 -01 Sotik-Kambira		4	177,500.00	
UUP3 -01 Kimoso-Kamirai		5	282,000.00	
Sub-Total			5,060,700.00	
TOTAL BUDGET FOR BOMET DISTRICT				16,502,700.00

NO.	RECIPIENT	ROAD NAME & ROAD NUMBER	LENGTH (KMS)	BUDGET FY 2003/2004
53	TRANS MARA DISTRICT			
	Trans Mara DRC Hq.	Administration/General Exp.		550,000.00
		Sub-Total		550,000.00
	Kilgoris Constituency	D202 -01 Kehancha - Oyani	16	1,000,365.00
		E1044-01 NJIPISHIP - OLMELIL	6	199,480.00
		E1486-01 KILINDONI - EMARTI	22	999,600.00
		E167 -01 LOLGORIAN-ANG'ATA-GWITEMBE	3	999,875.00
		E176 -01 CHEBUNYO - KILINDONI	30	1,300,000.00
		E176A-01 KILGORIS - GETERI	14	449,720.00
		Sub-Total		4,949,040.00
TOTAL BUDGET FOR TRANS MARA DISTRICT				
			5,499,040.00	
54	BARINGO DISTRICT			
	Baringo DRC Hq.	Administration/General Exp.		1,320,000.00
		Sub-Total		1,320,000.00
	Baringo North Constituency	D350 -01 Demisani - kipsalamani		398,300.00
		D364 -01 Barwesa-kabartonjo	40.5	441,100.00
		E1425-01 Osen - Keturwo		252,820.00
		E330 -01 Pemwi-Tirimionin-	13	163,200.00
		E331 -01 Kabartonjo-Talai	15	319,560.00
		E332 -01 Bartolimo - Kinyach		491,520.00
		R4 -01 Airstrip-Muchukwo	9.2	115,950.00
URP1 -01 Kapkiamo Kasaka-Pok		33	103,700.00	
URP10-01 RUTH KIPTUI SEC SCHOOL		1.5	5,704.00	
URP11-01 KABARGOGE-KAMUSAR		9	34,500.00	
URP12-01 KASISIT-KIPCHERERE-KAMBI SAMA		27	103,608.00	
URP13-01 SENETWO-KASISIT		12	46,292.00	
URP14-01 KIPCHERERE-KOROT-TIBINGER		18	69,092.00	
URP15-01 Kaotiony - Lamuu - Kaptorot			935,204.00	
URP16-01 Loruk - Chepkesia - Bartabwa			1,277,700.00	
URP3 -01 KIPSALAMANI-KASOK		3.5	13,472.00	
URP4 -01 KIPSALAMANI-BARBACHUN		3	11,600.00	
URP5 -01 KIPSALAMAN-SIBILO-LORUK		40	153,800.00	
URP6 -01 BARBACHUN-POI		3	11,492.00	
URP7 -01 OSSEN-TIRINDIONIN		6	23,200.00	
URP8 -01 KIPLONGOT-SOKOM		7	27,436.00	
Sub-Total			4,999,250.00	
Baringo East Constituency		D370 -01 Loruk-Tangulbei Churo	72.4	559,620.00
	E1421-01 Tangulbei-Orus	19.8	164,180.00	
	E1422-01 Churo-Amaya	15.3	126,140.00	
	E333 -01 Barwesa-Kolowa DB	83.3	530,500.00	
	E460 -01 MUKUTANI-TANGULBEI	22	171,200.00	
	URP1 -01 Kapedo-Akoret	30	232,252.00	
	URP2 -01 Tangulubei-Nginyang	35	278,308.00	
	URP3 -01 Chemolingot-Chemisik-Kerelon	50	3,000,000.00	
	Sub-Total		5,062,200.00	
Baringo Central Constituency	D350 -01 DB Koibatek-Pemwai	38.2	258,200.00	
	D364 -01 TENGES-BARWESA	55.6	288,012.00	
	E1423-01 Komolion-Rungus	26.9	139,914.00	
	E1424-01 Kampi-Samaki-Ngambo-Marigat	24	332,720.00	
	E1426-01 Kituro-Timboiywo	11.2	60,120.00	
	E1427-01 Kaptipsogon-Ngetmoi	24	124,500.00	
	E1431-01 Tenges-Lawina	7.4	36,060.00	
	E276 -01 TEBEI-KIPRERENDE	10.8	53,404.00	
	E330 -01 Pemwoni-Tirimioni	7	74,800.00	
	E331 -01 DB Koibatek-Talai	46	558,900.00	
	E460 -01 Logumgum-Mukutani-Tangulbei	32.8	317,864.00	
	E461 -01 B4 Marigat-L.Bogoria HotSprin	31.8	462,480.00	
	R1 -01 Kiptagich-Kapkelelwa	16.6	127,660.00	
	R13 -01 Kapken-Kapkatit	9	62,700.00	
	R15 -01 Cheplambus-Sorok	15	105,140.00	
	R18 -01 Talai - Sogon - senetwo		51,772.00	
	R19 -01 Semetwo-Kasisit	7	48,668.00	
	R2 -01 Kasoiyo-Seretunini	10.8	75,474.00	
	R2E -01 Seretunin-Talan	4.5	31,500.00	
	R3 -01 Kabasis-Kapkelelwa	14.4	92,631.00	
	R4 -01 Ngolong-Muchukwo	11	93,480.00	
	R5 -01 Kabarnet-Turkwo	5	34,940.00	
	R6 -01 Tenges-Sirwet	10	64,880.00	
	R7 -01 TENGES-NJORONYOKA	7	49,020.00	
	R8 -01 Ochii - Lelgut - Kapkelelwa		119,100.00	
	R8E -01 Lelgut-Mogorwa	6	41,340.00	
	URP1 -01 DB KOIBATEC-LELGUT	3.4	14,240.00	
URP10-01 Tarambas-Kasore-Sesia	12	357,500.00		
URP11-01 KITUNDUI-SALAWA	7	29,440.00		

NO.	RECIPIENT	ROAD NAME & ROAD NUMBER	LENGTH (KMS)	BUDGET FY 2003/2004
		URP12-01 Remwa-Moi Primary	17	50,600.00
		URP13-01 KAPTUMO PRIMARY		4,430.00
		URP14-01 KIPCHERERE-KAMBI SAMAKI	25	105,620.00
		URP15-01 MARIGAT-MUCHONGOI	10	42,120.00
		URP16-01 KIPINDASIM-NYIMBEI	15	63,300.00
		URP17-01 KASIERA-ARABAL RIVER	8	33,740.00
		URP18-01 Kibingor-Koitilion-Patkawanin	14	533,500.00
		URP2 -01 KIPKUTUNY-TENGES	2.5	10,350.00
		URP3 -01 SIGOWO-KIPKUTUNY	5.5	22,990.00
		URP4 -01 SIGOWO-KAPKELELWA	16	67,580.00
		URP5 -01 SACHOHIGH-SIGOWO	0.2	926.00
		URP6 -01 SACHOHIGH-REMO	3.2	13,544.00
		URP7 -01 SACHOHIGH-BAKWAMIN	5	21,040.00
		URP8 -01 KABASIS-NGETMOS	3	12,618.00
		URP9 -01 Kimalel-Kapkun-Maoi	8	33,840.00
		Sub-Total		5,122,657.00
TOTAL BUDGET FOR BARINGO DISTRICT				16,504,107.00
55	KEIYO DISTRICT			
Keiyo DRC Hq.	Administration/General			990,000.00
	Sub-Total			990,000.00
Keiyo Constituency	D333 -01 KAPTARAKWA-KAPTAGAT	15	439,509.00	
	D364 -01 Kapkelerwa-Mokorna	18	99,900.00	
	E1402-01 Chepkoris-Chororges	0	103,998.00	
	E279 -01 Kapchebelel-Kipkabus	9	277,504.00	
	E280 -01 C51 Emsia-KIMWARER	19	1,117,916.00	
	E282 -01 Flax-Kipkabus	10	122,998.00	
	E587 -01 Kapkitony-C55	11.5	157,502.00	
	R11(A-01 Biretwo - Kerio River	7	106,902.00	
	R11(B-01 Nyaru -Kapmondia	9	163,497.00	
	R12 -01 Kipsaos-Kapkut	11.8	227,320.00	
	R14 -01 Mokwo-Matungen-Kapkwomor	7.3	369,720.00	
	R15 -01 Simit-Chororget	15	283,339.00	
	R2 -01 Nyaru-Kapkenda	19	179,820.00	
	R3 -01 Muskut-Simit	6.2	105,094.00	
	R4 -01 Kapuhopwa-HZ C53	15.7	179,820.00	
	R5 -01 Kipsaos-Kapkitony	14.2	171,998.00	
	URA10-01 TAIYA-KIPTENGWE-KETIGOI	10	133,943.00	
	URA11-01 CHERORGET-CHANGACH BARRACK	12	113,339.00	
	URA12-01 TURESIA-KAWOCHI	2	61,812.00	
	URA13-01 KAPALWAT-KIPKABUS/E282	4	77,496.00	
	URA14-01 Tuloi - Ainaptich - Kapsokisy	15	103,020.00	
	URA15-01 Kalwal - Kapsegut	8	92,735.00	
	URA16-01 Dairy - Chepkosom	4	63,999.00	
	URA9 -01 KAPKITONY-KETIGOI-KIMWARER	10	249,999.00	
	Sub-Total		5,003,180.00	
Keiyo North Constituency	D329 -01 Item-Chebiemit	10.4	1,193,785.00	
	E588 -01 Anin-C51	3.9	149,496.00	
	R10 -01 Tambach-Kaptaren	2	125,000.00	
	R16 -01 Kipendo-Singore	3.6	201,812.00	
	R17 -01 Anin-Kapcheral	56.5	449,620.00	
	R18 -01 Singore-Bugar	2.9	100,004.00	
	R26 -01 Kapchalal-Marakwet Border	2	175,151.00	
	R30 -01 Musekokwa-Kapchalal	6.6	510,002.00	
	R6 -01 Kipsoen-Katalih	1.8	99,900.00	
	R7 -01 Sergoit-Kaptapit	4.6	206,057.00	
	R8 -01 Sergoit-Sengwet	4.2	199,800.00	
	R9 -01 Sergoit-Mindililwo	3.9	199,996.00	
	URA1 -01 NYAWA-KEIYAPSOS	6	199,836.00	
	URA17-01 kapkoi -elgeyo boarder	3	74,940.00	
	URA18-01 Elgeyo sawmills - kendur	8	169,839.00	
	URA19-01 Minidililwo - Escarpment	4	99,918.00	
	URA2 -01 samongi-sergoit	10	119,880.00	
	URA20-01 Anin - Kaplel	3	77,265.00	
	URA3 -01 kapkoi-kapteren(cheberen)	6	99,997.00	
	URA4 -01 ORGUT-KAPTUM	6	100,902.00	
	URA5 -01 KAMARINY-TILATIL	5	100,004.00	

NO.	RECIPIENT	ROAD NAME & ROAD NUMBER	LENGTH (KMS)	BUDGET FY 2003/2004
		URA6 -01 CHEPKINOIYO-R6	2	49,960.00
		URA7 -01 KABORRE-CHEPKOGIN	3	299,996.00
		Sub-Total		5,003,160.00
TOTAL BUDGET FOR KEIYO DISTRICT				10,996,340.00
56	NANDI SOUTH DRC			
Nandi S. DRC HQs	R0000-01 Administration/General Exp.			990,000.00
	Sub-Total			990,000.00
Aldai Const.	D293 -01 Chemase-Kibigong	6		713,400.00
	E287 -01 Mosombor-Nyando DB	338		1,664,400.00
	E327 -01 Yala river-Chepkumia	20.3		863,100.00
	R15 -01 Kimaindi-Kibubreng	10		615,000.00
	R60 -01 Kapkolei-Kimaren			810,100.00
	R7 -01 Chepkongony-Ndurio			189,900.00
	UC1 -01 Serem-Kapkeruge			151,200.00
	Sub-Total			5,007,100.00
Tinderet Const.	D312 -01 Labuiywa-Tinderet	19.5		532,500.00
	E1392-01 Kimwani-kabiroi	16.6		766,600.00
	E270 -01 Mbogovalley-Muhoroni	21.5		408,300.00
	E301 -01 Lolduga-Keben	11		1,727,600.00
	R1A -01 Lessos inst.-Lolduga	4.8		121,500.00
	T2614-01 Koilot-Mogobich	5.4		1,449,700.00
	Sub-Total			5,006,200.00
TOTALS FOR NANDI S. DISTRICT				11,003,300.00
57	NANDI NORTH DRC			
Nandi N. DRC HQs	R0000-01 Administration/General Exp.			990,000.00
	Sub-Total			990,000.00
Emgwen Const.	E234 -01 Kimondi-Siroroi-Chemuswa	7.5		288,600.00
	RAR33-01 sironoi-kipngeru-Karlel			1,670,400.00
	RAR62-01 kamombo-Samoo-Baraton			1,461,100.00
	U/C1 -01 Songollet-Sinendet-Ndubenet	12.6		821,200.00
	U/C2 -01 Kiptuiya-Kapkangani	4.8		763,700.00
	Sub-Total			5,005,000.00
Mosop Const.	D304 -01 DB.U/Gishu/D289 Kapchuma	18.8		1,885,800.00
	E1387-01 Kipsamoite-Kamwega-Chepngabai	15		695,300.00
	E301 -01 Ngechek-Ndalat	26.8		2,424,000.00
	Sub-Total			5,005,100.00
TOTALS FOR NANDI N. DISTRICT				11,000,100.00
58	SAMBURU DISTRICT			
Samburu DRC Hq.	Administration/General			990,000.00
	Sub-Total			990,000.00
Samburu West Constituency	E1422-01 E463-LOLMUROG-AMAYA RIVER DB.	25		446,800.00
	E463 -01 C77 SUGUTA M.-C77-BARSALOI E4	96.2		1,904,500.00
	E464 -01 E462 KIRIMON-KELELE-KISIMA	41		541,240.00
	E473 -01 C77 Larariak-Barsaloi-wamba	117.3		1,344,380.00
	E667 -01 C77 BARAGOI-MASIKITA	55.5		435,240.00
	G1 -01 Maralal Town - Government Offices			327,220.00
	Sub-Total			4,999,380.00
Samburu East Constituency	E1451-01 A2 SEROLEVI-C78 WAMBA	40		1,030,000.00
	E470 -01 C78 DBLAIKIPIA -BARSILINGA DB	13.8		578,740.00
	E472 -01 C79 WAMBA RIVER-NGOTOGUNGORON	28.3		466,940.00
	E473 -01 C77 LARARIAK-C78 Nr WAMBA	117.3		1,025,000.00
	E665 -01 A2 MILGIS RIVER-C77 LARARIAK	119.6		925,500.00
	E820 -01 A2 Archer's Post - Mureti			971,200.00
	Sub-Total			4,997,380.00
TOTAL BUDGET FOR SAMBURU DISTRICT				10,986,760.00
59	TURKANA DISTRICT			
Turkana DRC Hq.	Administration/General Exp.	0		1,320,000.00
	Sub-Total			1,320,000.00
Turkana S. Constituency	E360 -01 Lokwamosing-Gakong	65		1,968,000.00
	UR1 -01 LOCHAKULA - LOKWAMOSING			3,100,000.00
	Sub-Total			5,068,000.00

NO.	RECIPIENT	ROAD NAME & ROAD NUMBER	LENGTH (KMS)	BUDGET FY 2003/2004	
	Turkana Central Constituency	E364 -01 D347 Lorugum-Nakatwan	73	2,760,000.00	
		E366 -01 Lorugum-Kenya/Uganda border	65	2,295,000.00	
		Sub-Total		5,055,000.00	
	Turkana North Constituency	E368 -01 A1-Oropoi-Uganda Border	44	3,420,000.00	
		UR2 -01 KATILU-LOKAPEL-KANADDON	20	1,636,400.00	
		Sub-Total		5,056,400.00	
	TOTAL BUDGET FOR TURKANA DISTRICT				16,499,400.00
	60	WEST POKOT DISTRICT			
		West Pokot DRC Hq.	Administration/General		1,320,000.00
			Sub-Total		1,320,000.00
Kapenguria Constituency		D327 -01 A1 - CHEPKONO	15.6	422,400.00	
		D341 -01 Junct.A1-River Omon	9.2	278,400.00	
		D345 -01 CHEPARERIA-PTOYO	57	1,536,000.00	
		E1338-01 PSIKIRIO - KISHANNET	7.5	280,000.00	
		E1341-01 TALAU - SIYOI	8.3	679,200.00	
		E347 -01 Kanyarkwat-Junct.D345	1.5	564,000.00	
		E380 -01 KAMATIRA-MAKUTANO	10.5	846,400.00	
	R21 -01 SIYOI-KAPRECH	10.1	453,600.00		
	Sub-Total		5,060,000.00		
Kacheliba Constituency	D344 -01 Kacheliba-Konyao	30	668,600.00		
	E1335-01 KACHERIBA-KANYERUS	34	100,800.00		
	E1336-01 Kacheliba-Cherangan	21.5	720,000.00		
	E1337-01 CHESERA - CHEPKOGEH	16	758,400.00		
	E348 -01 Kodich-Cherangan	7.5	275,400.00		
	E349 -01 E364-UG. BORDER	12.5	688,000.00		
	E364 -01 KONYAO-NANYAPONG	93.3	1,100,000.00		
	URP1 -01 Timale-Kalimorok	15	748,800.00		
	Sub-Total		5,060,000.00		
Sigor Constituency	D327 -01 Chepkono-Kapsait	23.2	840,000.00		
	D346 -01 B4-TURKANA DB	42	576,920.00		
	E353 -01 Sebit-Kapsait	46.7	1,303,200.00		
	E354 -01 Chepkormiswo-Sina	19.7	931,080.00		
	E355 -01 Junct.B4 Weiwei-Tamkal	13.2	816,000.00		
	E356 -01 ORTUM - IYOU RIVER	12.7	304,800.00		
	R25 -01 SEREMEK - CHEPARTEN	12	288,000.00		
	Sub-Total		5,060,000.00		
TOTAL BUDGET FOR WEST POKOT DISTRICT				16,500,000.00	
61	MARAKWET DISTRICT				
	Marakwet DRC Hq.	Administration/General exp.		990,000.00	
		Sub-Total		990,000.00	
	Marakwet East Constituency	D340 -01 KIPSAIYA-CHESOI-CHESONGA	25	1,586,683.00	
		E351 -01 KIMNAI-KAMASIA-SEGUT	15.4	410,043.00	
		E352 -01 CHESOI-KAPYEGE-KAPLAMWA	36.2	1,022,400.00	
		R28 -01 KAPYEGERO-TANGUL	2.8	210,500.00	
		R29 -01 KAPYEGERO-TENDERWA	9.5	380,287.00	
		URA10-01 MUGENO-TOROKON	12	330,250.00	
		URA5 -01 MAINA-TOPC. KOKWOKOR	15	630,500.00	
URA8 -01 MARON-CHEMISTO		15	433,283.00		
Sub-Total			5,003,946.00		
Marakwet West Constituency	D327 -01 KAPSAIT-KAPLAMWA	10.5	348,700.00		
	D329 -01 CHEBIEMIT-CHEPTONGEI-KAPCHERO	60	666,188.00		
	D340 -01 CHEPTONGEI-KAPSOWA-KIPSAIYA	17	476,160.00		
	E1315-01 KAPCHEROP-KAPSAIT	16.5	342,888.00		
	E1365-01 CHEBILBAI-KONDABILET	12.6	295,000.00		
	E1401-01 KATEE-MATIRA	4.1	111,780.00		
	E336 -01 CHEBARA-SANGURUR	8.2	161,900.00		
	E350 -01 C48TENDEN-D329KIBIGOS	12.8	223,528.00		
	G5 -01 KOISANGUR PL. STN.	1.4	53,572.00		
	R17 -01 KAPCHEROP-KAMOI	16.6	632,400.00		
	R22 -01 E352KAPTARAMWA-KAPSANGER	12.5	152,880.00		
	R24 -01 CHEBARA-CHEMUNADA	23.3	165,460.00		
	R25 -01 KIMNAI-KONDABILET	23.8	125,480.00		
	R26 -01 SUNGURUR-KAPCHELAL	11.6	139,530.00		
	URA3 -01 NERKWO-KAPLENGE	10	150,000.00		
	URF1 -01 YEMIT-EMKEW	10	304,688.00		
	URP1 -01 Kamoi-Kapterit	16	654,000.00		
	Sub-Total		5,004,154.00		
TOTAL BUDGET FOR MARAKWET DISTRICT				10,998,100.00	



NO.	RECIPIENT	ROAD NAME & ROAD NUMBER	LENGTH (KMS)	BUDGET FY 2003/2004	
62	KOIBATEK DISTRICT				
	Koibatek DRC Hq.	Administration/General Exp.		990,000.00	
		Sub-Total		990,000.00	
	Mogotio Constituency	D365 -01 Mogotio-Kisanana-Olkokwe	46	690,000.00	
		URF3 -01 TULWONGOI-TIANROAD	6	796,121.00	
		URF4 -01 MOLO-SILWE-KAPLELWO	8	320,160.00	
		URF5 -01 Maritim-Koitebes-Kabogor	10	852,000.00	
		URF6 -01 Ngendalel -Kipnyogony	6	699,120.00	
		URP5 -01 Midworld-kiptoiim-sagasagik	10	824,160.00	
		URP6 -01 Nato - Kabarabesi	10	824,160.00	
		Sub-Total		5,005,721.00	
	Eldama Ravine Constituency	E1273-01 Kabimoi-Solian	25	750,000.00	
		E1473-01 C55junct.-Sagat-D350 Junct.	15.6	1,134,000.00	
		E272 -01 Junc D314-Sabatia		391,000.00	
		E273 -01 Kabiyet-Muchongoi-Society	10	672,000.00	
		E274 -01 C55 Junct.-Timboroa	2.5	372,000.00	
		URF7 -01 Nerkwo -Torongo	6	417,000.00	
		URP2 -01 ELDAMA-RAVINE TOWNSHIPROADS	15	1,269,000.00	
		Sub-Total		5,005,000.00	
	TOTAL BUDGET FOR KOIBATEK DISTRICT				11,000,721.00
	63	BURET DISTRICT			
		Buret DRC Hq.	Administration/General Exp.	0	990,000.00
			Sub-Total		990,000.00
		Buret Constituency	D226 -01 CHEBORGE-KIPRANYE	20	1,250,850.00
			D227 -01 LITEIN C23 JUNC.KIBUGAT C22	11	1,250,898.00
			E1084-01 Kipsonoi River-Chemitan	15	1,250,910.00
			E187 -01 Cheplanget-Itolk	12	1,250,994.00
Sub-Total				5,003,652.00	
Konoin Constituency		D231 -01 C24JUNC-KIMULOT	16.1	1,250,878.00	
		D232 -01 D231CHEBANGANG K.KIPSONOI	24.5	1,250,810.00	
		E1087-01 CHEPTALAL-TARAKAMBEI	16.5	1,250,920.00	
		T2312-01 KAPSET-MUGENYI		1,249,650.00	
		Sub-Total		5,002,258.00	
TOTAL BUDGET FOR BURET DISTRICT				10,995,910.00	
64		BUNGOMA DISTRICT			
		Bungoma DRC Hq.	Administration/General Exp.		1,650,000.00
			Sub-Total		1,650,000.00
		Kimilili Constituency	E309 -01 C44 Naitiri - Makunga - Kibis	6.1	844,200.00
			E316 -01 D280 MACHAKHA-D279KIBINGEI	31.1	782,400.00
			L6002-01 D282 Mbakalu-D283 Mukuyuni	13.3	734,100.00
			L6007-01 C44 Wabukhonyi - D284 Ndaru	16.4	468,800.00
			R17 -01 Kamtiong - Khwiroro Bridge	5.4	1,020,800.00
			URP1 -01 C44 Wabukhonyi D283 Nabigenge	4.1	663,700.00
			URP2 -01 D285 Chesamisi-Mwangale Schoo	6	656,000.00
			Sub-Total		5,170,000.00
			Webuye Constituency	E310 -01 A104 Matulo - Khalumuli	22.5
		E314 -01 AI WEBUYE-E316 KITUNI		5.1	961,500.00
	R10 -01 A1 Lugulu - D271 Brodrick Fal	15		1,480,500.00	
	URP1 -01 Wabukhonyi - Misemija	6.5		955,500.00	
	Sub-Total			5,170,000.00	
	Sirisia Constituency	E298 -01 D277 Sibanga - D275 Toloso	6.8	1,037,600.00	
		E312 -01 C33Marakaru-Kabuchai-C33Moses	17.5	1,365,000.00	
		R13 -01 D279 Lurende - C42 Chwele	9.4	1,182,300.00	
		R20 -01 C32 Malakisi - E158 Changara		1,585,100.00	
		Sub-Total		5,170,000.00	
	Bumula Constituency	R11 -01 A104 Siritanyi - D258 Mateka	8.7	1,067,900.00	
		R16 -01 D258 Mateka - Mabusi	9.8	551,600.00	
		R22 -01 A104 Sihilila-Napara-D278 Net	13	1,221,800.00	
		R25 -01 A104 Kibuke - R11 Mateka	6.6	982,200.00	
		R38 -01 C33 Walala-Mateka R11	12	692,000.00	
		URP2 -01 C33 Miluri - C33 Mayanja	10.5	654,500.00	
Sub-Total			5,170,000.00		

NO.	RECIPIENT	ROAD NAME & ROAD NUMBER	LENGTH (KMS)	BUDGET FY 2003/2004
	Kanduyi Constituency	D279 -01 BUNGOMA-A104 SIKITA	3.5	1,504,500.00
		URP12-01 Namwacha - Marinda - Sibembe	5	825,500.00
		URP13-01 Lutungu - Nabango - Musibanga	3	863,500.00
		URP14-01 Marakaru-VincentNand.-Kimwach	4	985,000.00
		URP6 -01 Kibabi Boys - Lumasa	4	991,500.00
		Sub-Total		5,170,000.00
TOTAL BUDGET FOR BUNGOMA DISTRICT				27,500,000.00
65	BUSIA DISTRICT			
	Busia DRC Hq.	Administration/General Exp.		1,540,000.00
		Sub-Total		1,540,000.00
	Funyula Constituency	D250 -01 Mundere-Nangina	44.6	1,123,000.00
		D254 -01 Matayos-Nangina	5	949,000.00
		E1202-01 SIO PORT - MUNDERE	17	493,000.00
		E1204-01 BUKIRI-MUMBAKA	6.5	162,000.00
		E1205-01 FUNYULA-EBUKWABU	6	150,000.00
		E1206-01 ganjara-sigania	6.5	162,000.00
		E146 -01 BUKIRI-MULUANDA	9	295,000.00
		E147 -01 Nambuke-Nangina	5.4	135,000.00
		E161 -01 MULUANDA-D254	3	75,000.00
		RAR10-01 FUNYULA-LUCHULULO	7.5	186,000.00
		RAR36-01 ODIADO-KABWODO	9	225,000.00
		RAR42-01 SIO PORT-SISENYE	13	324,000.00
		RAR44-01 BUKURIRI-SIAYA BORDER	5	123,000.00
		UC1 -01 BUBURU-NAMBEERE (MKT.)	6.5	162,000.00
		UC2 -01 FUNYULA-BUKIRI VIA OJIBO AUDI	7	174,000.00
		UC3 -01 GANJALA-SIBANGA	3	75,000.00
		UC4 -01 NAMBOBOTO-BUHUMA	6.5	162,000.00
		UC5 -01 NYAKHOBIL-MUYAFWA	3	75,000.00
		UC6 -01 NAMBOBOTO-MUDOMA-SAGANA KHA.	4.5	65,000.00
		Sub-Total		5,115,000.00
	Butula Constituency	D256 -01 LUGULU-BUTULA	6	856,000.00
		E152 -01 BUHUYI-C30	26	1,598,000.00
		RAR20-01 ZAKAYO'S (HARAMBE)	12	690,000.00
		RAR37-01 BUMALA-SIAYA BORDER	6	210,000.00
		RAR38-01 KINGANDOLE-KHUNYANGU	7	234,000.00
		RAR39-01 BULWANI-BUMUDIRU	6	210,000.00
		RAR6 -01 BUKHALARIRE-MURUMBA	5	173,000.00
		UC1 -01 ESIKOMA-LIYALA RIVER-BUMUTIRU	4	99,000.00
		UC10 -01 IGULA-BUSIADA	8	248,000.00
		UC2 -01 OLO'S MARKET-LEREKWE	4	99,000.00
		UC3 -01 MURUMBA-MAGOMBE-BUMUTIRU	3	75,000.00
		UC4 -01 SAKAYO-IKONZO-NAMWITSULA	3	75,000.00
		UC5 -01 BULEMIA-LUGOSE	3	75,000.00
		UC6 -01 MURUKA-ELUKHARI-BUMALA RD.	4	99,000.00
		UC7 -01 MURUKA-MUNGAMBO-SIUNGA	3	75,000.00
		UC8 -01 BUMALA B1-BUMALA HEALTH CENTR	4	99,000.00
		UC9 -01 TINGILO-BUMALA B1	6	200,000.00
		Sub-Total		5,115,000.00
	Nambale Constituency	D256 -01 LUGULU-SEGERO	16	1,085,000.00
		E1203-01 E151-LOOP	8	198,000.00
		E150 -01 MATAYOS-NAMBALE	20	798,000.00
		E151 -01 NAMBALE-MAYENJE	29	1,020,000.00
		RAR14-01 SEGERO-AKWABAIT	9	225,000.00
		RAR15-01 KISOKO-MALANGA	3	123,000.00
		RAR18-01 buyofu-madibo	4	99,000.00
		RAR19-01 BUGENGT-SIRISIA	7	174,000.00
		RAR33-01 IGARA-LUPIDA	6	150,000.00
		RAR4 -01 TANGAKONA-BUSIBWABU	10	349,000.00
		UC1 -01 BUSIBWABO-NASEWA	5	123,000.00
		UC2 -01 TANGAKONA-KAJARO-SEGERO	12	300,000.00
		UC3 -01 MUNDIKA-MUNONGO	3	75,000.00
		UC4 -01 MATAYOS-MUNYAFWA	3	75,000.00
		UC5 -01 BUYOFU-SIDENDE	8	198,000.00
		UC6 -01 EMAKINA-NAMAHINDI (LOOP)	4.1	123,000.00
		Sub-total		5,115,000.00
	Budalangi Constituency	D251 -01 Namalo-Bukoma	38.8	2,584,000.00
		E1163-01 LUGARE-SIAYA BORDER	5	123,000.00
		E1201-01 RWAMBWA-MUNDERE	8	798,000.00
		RAR21-01 NAMBEKERE-SIEBUKA	8.5	280,000.00
		RAR43-01 port-victoria-bukoma		225,000.00
		UC -01 RUNYU-BULUANINI-OSIEKO	4.5	173,000.00
		UC2 -01 PORT VICTORIA-NALELA	5	173,000.00
		UC3 -01 MUDEMBI-BULEMIA	6.8	268,000.00
		UC4 -01 SISENYE-RUDACHO	10	243,000.00

NO.	RECIPIENT	ROAD NAME & ROAD NUMBER	LENGTH (KMS)	BUDGET FY 2003/2004
		UC5 -01 BULEMIA-NAKWANGA	3	75,000.00
		UC6 -01 Port Victoria -Nalela		173,000.00
		Sub-Total		5,115,000.00
TOTAL BUDGET FOR BUSIA DISTRICT				22,000,000.00
66	KAKAMEGA DISTRICT			
Kakamega DRC Hq.	Administration/General exp.			1,540,000.00
	Sub-Total			1,540,000.00
Shinyalu Constituency	D267 -01 KISAINA-MUKANGU	27	1,405,260.00	
	D298 -01 KAKAMEGA-CHEPSONOI	26	1,321,480.00	
	E1271-01 Shamakubu-Muranda	4	193,520.00	
	E186 -01 Shihuli-Junct.D299	4.4	272,312.00	
	E237 -01 KWIRENYI-SHINYANYIRO	25	1,024,636.00	
	E295 -01 KHAYEGA (JUNC A1)-SHINYARU	6.1	317,378.00	
	E300 -01 Kambili-Malava	4	349,920.00	
	T6205-01 Museno-Masiyenze	2.9	228,642.00	
	Sub-Total		5,113,148.00	
Lurambi Constituency	D262 -01 IKONYERO-MATIOLO	15	656,700.00	
	D266 -01 Nambacha-Junct.D260	6.3	238,374.00	
	D267 -01 Kisaina-Ingotse	9	388,820.00	
	D268 -01 CHEBUYUCI-MALAVA	12	685,858.00	
	D298 -01 KAKAMEGA (JUNC. A1 - CHEPSONO)	3	146,940.00	
	E237 -01 Shimanyiro-Kwireni	4	1,255,520.00	
	E299 -01 Ingotse-Makunga	12.2	696,356.00	
	E313 -01 MBANDEJUNC.A1-SIBATA BANDE	15	804,700.00	
	RAR13-01 ESHISIRU-ESHIVEYE	5.6	240,688.00	
	Sub-Total		5,113,956.00	
Ikolomani Constituency	D260 -01 SIGALAGALA(JUNC.A1)-BUKURA	19	1,051,616.00	
	D262 -01 ISUKHU-AKATSA	5	318,900.00	
	D299 -01 MUSENO(JUNC.A1)-DIST.B.VIHIGA	10	527,840.00	
	E237 -01 Khwirenyi-Shimanyiro	3	1,084,940.00	
	E292 -01 BUSHIANGALA D260 - EREGI	10.1	513,298.00	
	E305 -01 MALINGA-SHIKUMA-KILINGILI	10	801,042.00	
	E389 -01 SHAMUSINJIRI-MWISESHE	7.3	609,274.00	
	URP1 -01 SHIKUNGA-R.YALA	5	204,900.00	
	Sub-Total		5,111,810.00	
Malava Constituency	DI275-01 Chekulo-Butali	10	912,400.00	
	D267 -01 KISAINA(JUNC.D298)-NGOTSE C41	14	643,720.00	
	D268 -01 JUNC.A1 MALAVA-JUNC.C41CHEBUY	15	808,798.00	
	D300 -01 CHIMORI-LUANDETI	10	573,898.00	
	E300 -01 JUNC.A1 MALAVA-KOMBIRI JUNC.	12	849,760.00	
	E313 -01 MBANDE JUNC.A1-SHIBALABANDO	10	889,600.00	
	RAR8 -01 LUBAO-NGAVIRA	6.4	435,072.00	
	Sub-Total		5,113,248.00	
TOTAL BUDGET FOR KAKAMEGA DISTRICT				21,992,162.00
67	VIHIGA DISTRICT			
Vihiga DRC Hq.	Administration/General Exp.			1,540,000.00
	Sub-Total			1,540,000.00
Vihiga Constituency	E1262-01 Mbale - Maganda	4.6	409,492.00	
	E1266-01 Tigo - Inyanza		474,820.00	
	E290 -01 Bukuga-Magada	4.3	257,390.00	
	R32 -01 ROTEGO - MBIHI	4.7	234,994.00	
	R34 -01 BOYANI - ANGOYA	6.6	290,632.00	
	R42 -01 GRAVARAGI - MAHANGA	10	1,150,203.00	
	R43 -01 Nyiru - Kerongo		151,140.00	
	UFF7 -01 MAGUI - KIDUDU		59,960.00	
	URF1 -01 MADZUU - KISIENYA	4	214,080.00	
	URF10-01 MAHAGA - MASATSI	2	59,960.00	
	URF13-01 Kidinye-Gisambai	2	341,570.00	
	URF15-01 Mbale-Matsigulu-Kegoye	2	199,900.00	
	URF16-01 Manyatta-Wamuluma	2	224,950.00	
	URF17-01 Chango - Chebugami	2	204,950.00	
	URF18-01 Lundu - Kindinye	3	77,940.00	
	URF2 -01 KITULU - KEDOHI	6	259,880.00	
	URF20-01 Matsingelu - Gevera	1.5	36,372.00	
	URF3 -01 MAGUI - MADIRA	2	137,960.00	
	URF4 -01 MAGANDA-INGIDI-BUSAMO	3	159,940.00	
	URF6 -01 GAVARAGI-WOMULALU-LUGAGA	2.5	64,950.00	
	URF8 -01 GIRIVAI - LIANAGINGA	2	51,960.00	
	URF9 -01 MAGUI-MREVI-VUNANDI	2	51,960.00	
	Sub-Total		5,115,003.00	

NO.	RECIPIENT	ROAD NAME & ROAD NUMBER	LENGTH (KMS)	BUDGET FY 2003/2004
	Hamisi Constituency	D291 -01 Majengo-Serem	18.3	2,169,080.00
		D292 -01 Serem-Shamakhokho	5.5	207,400.00
		D299 -01 Kaimosi-Muhudu(DB Kakamega)	10	450,600.00
		E1266-02 Tigoi A1-Tigoi Girls	6	180,000.00
		E1267-01 Boyani-Jebrook	4.7	216,094.00
		E1268-01 Kinu-Munzatsi	3.1	113,262.00
		E1269-01 Senende-Jeptulu	9	480,180.00
		E275 -01 Senende-Shamakhokho	3.7	146,974.00
		R36 -01 Muhaya - Givogi		269,600.00
		T2 -01 Kinu - Banja		491,630.00
		URC1 -01 KOIBARAK - MUHUNDU		312,130.00
		URF29-01 Shamakhokho-Kaimosi College	2.5	78,050.00
		Sub-Total		5,115,000.00
	Emuhaya Constituency	D245 -01 Maseno-Ekwanda	4.5	922,703.00
		D247 -01 Luanda-Akala	5.5	265,610.00
		E1259-01 Luanda-Ekwanda	6.2	326,124.00
		E1261-01 Esirulo-Emusire	5.5	372,710.00
		E1262-01 Luanda-Magada	15.7	740,214.00
		E1284-01 Stand Matope-Emuhaya	5.3	320,070.00
		E290 -01 Maganda - Luanda	15.1	531,102.00
		R26 -01 Kilingili-Mukhombe	6.5	580,731.00
		R35 -01 Ebuyangu - Ekusanda		232,932.00
		URF17-01 Ebwali-Esongola	2.6	90,548.00
		URF18-01 Standmatope-Walugaliangoma	4.5	94,140.00
		URF19-01 Mudinchiri-Emukuzi	5	244,100.00
		URF20-01 MUNDICHIRI - ESIRULO	3.8	202,476.00
		URF21-01 MUNDICHIRI-EBUKHAYA-ITUKHO	5.8	186,516.00
		Sub-Total		5,109,976.00
	Saba saba Constituency	E1264-01 Mutsulyu-Viyalo	7.5	430,550.00
		E231 -01 Mbale-Gisambai-Mudete	13.7	456,874.00
		E240 -01 Eshibuyu-Mago-Wangulu	18.1	564,628.00
		E289 -01 KIRITU - HAMISI	5	757,563.00
		E292 -01 Chavakali-Eregi	4.5	323,090.00
		E293 -01 Lusui-Sabatia	5	206,700.00
		R25 -01 Lusengeli-Museywa	5.2	355,704.00
		T1 -01 Mudete - Nabwani		293,410.00
		T3 -01 Lunyere - Kigama	6.5	490,931.00
		URF20-01 Mbale-Tsimbalo-Kegoye	3.8	202,476.00
		URF21-01 Mbale-Mukingi-Lunyerere	3.3	177,734.00
		URF22-01 Chavakali - Bukulunya	2	116,040.00
		URF23-01 Chavakali - Wasundi - Kigama	4	410,150.00
		URF24-01 Bendera - Wangulu	2	69,240.00
		URF27-01 SHEM-MULULU-THATCHER	4.5	190,490.00
		URF29-01 Chavakali - Solongo	2	72,040.00
		Sub-Total		5,117,620.00
		TOTAL BUDGET FOR VIHIGA DISTRICT		21,997,599.00
68		MOUNT ELGON DISTRICT		
	Mount Elgon DRC Hq.	Administration/General Exp.		550,000.00
		Sub-Total		550,000.00
	Mt. Elgon Constituency	D265 -01 C42 Kimilili-D275 Kapsokwony	7.2	747,680.00
		D275 -01 D285KAPTAMA-C42NAMWELA	41	1,075,820.00
		D285 -01 DB Trans-Nzoia-Kamukuywa	14.4	367,280.00
		E277 -01 C42 Malinda-D277 Lwandanyi	30	807,460.00
		E315 -01 DB Kapkateny-D275 Cheptonon	5	440,100.00
		E318 -01 D275 Kaptama-Mt Elgon Forest	14.5	1,513,790.00
		Sub-Total		4,952,130.00
		TOTAL BUDGET FOR MT. ELGON DISTRICT		5,502,130.00
69		LUGARI DISTRICT		
	Lugari DRC Hq.	Administration/General		550,000.00
		Sub-Total		550,000.00



NO.	RECIPIENT	ROAD NAME & ROAD NUMBER	LENGTH (KMS)	BUDGET FY 2003/2004
	Lugari Constituency	D282 -01 luandeti-river nzoia	12	1,284,000.00
		L6201-01 South D282Juct.-A104 Chekalin	1.4	803,000.00
		L6208-01 A104 MWAMBA-L6205	9	1,158,000.00
		L6215-01 kongoni-kipsangwi	8.4	654,000.00
		L6216-01 river nzoia-sangu	4.6	351,000.00
		L6219-01 D283(JUNC)-L6215JUNC.	6	300,000.00
		RAR15-01 BRIDGE-NZOIA	8.2	400,000.00
		Sub-Total		4,950,000.00
TOTAL BUDGET FOR LUGARI DISTRICT				5,500,000.00
70	TESO DISTRICT			
	Teso DRC Hq.	Administration/General Sub-Total		550,000.00 550,000.00
	Amagoro Constituency	D256 -01 Machakusi-Amukura-Segero		891,000.00
		D276 -01 Malaba-Malakisi		1,200,000.00
		E1215-01 Amungura-Angurapusi		768,000.00
		E151 -01 BUSIA-ALUPE		293,000.00
		E155 -01 Amaukura-Musokoto		452,000.00
		E157 -01 Akites-Tangakona		388,000.00
		R1 -01 Culvert Casting		462,000.00
		R13A -01 Amagoro-Awatta-Malakisi		495,760.00
		Sub-Total		4,949,760.00
		TOTAL BUDGET FOR TESO DISTRICT		
71	BUTERE/MUMIAS DISTRICT			
	Butere/Mumias DRC Hq.	Administration/General Exp. Sub-Total		1,540,000.00 1,540,000.00
	Butere Constituency	D249 -01 MANYULIA - MUDHIERO	10	562,851.00
		D260 -01 BUKURA - SABATIA		926,580.00
		D266 -01 IBOKOLO - LUSUMU SCHOOL	5	690,430.00
		E1162-01 Junct.D249-DB-Siaya	4.8	809,880.00
		E1253-01 BUTERE - MASABA	10	349,800.00
		E1254-01 Butere - Shikomere		786,660.00
		E390 -01 BUCHENYA - SHIATSALA	10	853,800.00
		URA1 -01 Bushashi-Shiasha Junct.E299	4.4	135,000.00
		Sub-Total		5,115,001.00
	Khwisero Constituency	D249 -01 Liboyi-Shiatsala	10	438,000.00
		D262 -01 LIBOTI - KHWISERO - SHIKOMERE	11.8	1,533,880.00
		D263 -01 Khwisero- Shibinga	7	1,343,370.00
		E1260-01 Matioli-Kilingili	12.8	582,000.00
		E387 -01 Mundeku-Dudi	12	360,000.00
		E389 -01 Khwisero-Musori	9	270,000.00
		RAR31-01 khwisero - mulwanda	5	342,900.00
		URA2 -01 Khumusalaba-Ekambuli	5.6	244,860.00
Sub-Total		5,115,010.00		
	Matungu Constituency	E1251-01 Namulungu-Kabula		340,000.00
		E152 -01 Indangalasia-Buhuyi	6.4	588,000.00
		E153 -01 Ejinja-Khalaba	8	753,154.00
		R01 -01 Mirere - Munami	10	2,057,890.00
		S6209-01 Harambee - Musamba	10	541,800.00
		URF1 -01 Khalaba-Makohare	7.2	431,580.00
		URF3 -01 Musamba-Makokhwe	4	402,000.00
		Sub-total		5,114,424.00
	Mumias Constituency	D260 -01 musanda - bungasi	7	656,950.00
		D261 -01 Enyesi (C33)-JUNC.(E1252)	6	1,604,240.00
		D266 -01 LUSUMU BR- MALAHA D.B.	12.6	975,200.00
		E1252-01 JUNCT. D261 (MANGA - MUMIAS)		195,000.00
		E142 -01 Bukaya-Bunyasi	7.2	1,135,200.00
		URA3-01 Lushenya C33 - Indangalasia D266	6.8	548,480.00
Sub-Total		5,115,070.00		
TOTAL BUDGET FOR BUTERE/MUMIAS DISTRICT				21,999,505.00
16% RMLF DISTRICT FUNDING				1,155,000,000.00

