

REPUBLIC OF KENYA

PARLIAMENT
OF KENYA
LIBRARY



Enhancing Accountability

REPORT

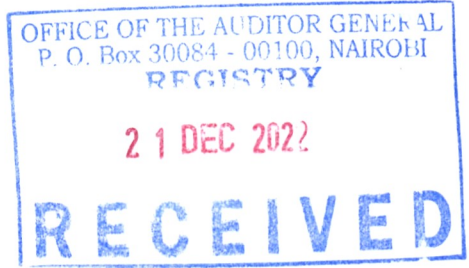
THE NATIONAL ASSEMBLY PAPERS LAID	
DATE: 12 APR 2023	DAY: Wed
TABLED BY:	Deputy ADM Hon. Owen Baya
OF	mode

THE AUDITOR-GENERAL

ON

**STATE DEPARTMENT FOR
INFRASTRUCTURE**

**FOR THE YEAR ENDED
30 JUNE, 2022**



STATE DEPARTMENT FOR INFRASTRUCTURE

ANNUAL REPORT AND FINANCIAL STATEMENTS

FOR THE FINANCIAL YEAR ENDED

JUNE 30, 2022

**Prepared in accordance with the Cash Basis of Accounting Method under the International Public Sector
Accounting Standards (IPSAS)**

State Department for Infrastructure
Annual Report and Financial Statements for the year ended 30th June 2022

Table of Contents

	Page
1. Key Entity Information and Management	iii
2. Statement by the Cabinet Secretary	vii
3. Statement by the Principal Secretary / Accounting Officer.....	ix
4. Statement of Performance Against Predetermined Objectives for FY2021/22	xii
5. Environmental and Sustainability Reporting.....	xx
6. Statement of Management Responsibilities	xxvii
7. Report of the Independent Auditors on the State Department for Infrastructure	xxix
8. Statement of receipts and payments for the year ended 30 th June 2022	1
9. Statement of assets and liabilities as at 30 th June 2022	2
10. Statement of cash flows for the year ended 30th June 2022.....	3
11. Statement of Comparison of budget and Actual Amounts for FY2021/22	5
12. Notes to the Financial Statement	12

1. Key Entity Information and Management

(a) Background information

The State Department for Infrastructure was formed on May 2013 through executive order No.2 At cabinet level; the Cabinet Secretary for Ministry of Transport, Infrastructure, Housing, Urban Development and Public Works, who is responsible for the general policy and strategic direction of the State Department for Infrastructure, represents the State Department for Infrastructure.

Our mission

To provide efficient affordable and reliable transport infrastructure facilities for sustainable social economic development.

Our Vision

A global leader in provision of cost effective road transport infrastructure facilities.

(b) Key Management

The State Department for Infrastructure day-to-day management is under the following key organs:

- Central Administrative Services;
- Technical Services;
- Materials Testing and Research;
- Mechanical and Transport Services
- Training Services; and
- Fiduciary Management

The State Department implements its programs through its implementing agencies of Kenya National Highways Authority (KeNHA), Kenya Rural Roads Authority (KeRRA), Kenya Urban Roads Authority (KURA), Kenya Roads Board (KRB), and Engineers Board of Kenya (EBK). The public finances all these Road agencies.

State Department for Infrastructure
Annual Report and Financial Statements for the year ended 30th June 2022

(c) Fiduciary Management

The key management personnel who held office during the financial year ended 30th June 2022 and who had direct fiduciary responsibility were:

No.	Designation	Name
1	Cabinet Secretary	James W. Macharia, EGH
2	Accounting Officer	Prof. Arch. Paul M. Maringa, (PhD), CBS
3	Infrastructure Secretary	Eng. Francis Gitau
4	Secretary Administration	Bernard J. Leparmarai
5	Direction Administration	Abednego Etyang'

(d) Fiduciary Oversight Arrangements

- Audit and finance committee activities

The State Department of Infrastructure Budget for 2021/2022 was scrutinized and adopted for approval by the Departmental Committee of Transport, Housing and Public works. The Budget Appropriation Committee of the National Assembly further interrogated the allocations to Road Projects covered under the Development Budget. The Special Funds Committee interrogated the State Department on the Equalization Fund allocated to the State Department.

- Parliamentary committee activities

Within the Financial Year 2021/2022, the State Department appeared before the Public Accounts Committee and finished discussions of the Auditor General's report for 2019/2020 and 2020/2021.

- Development partner oversight activities

The World Bank is the major Development Partner that finances Development Budget road works. The World Bank is a member of the Project Oversight Committee (POC) that is hosted by the State Department that periodically met to review the implementation of road projects over the financial year. Other Development Partners held meetings with the State Department of the required budgetary provisions over the 2021/2022 budget cycle.

- **Other oversight activities**

Over the Financial Year, the National Development Implementation Technical Committee (NDITC) received regular updates on implementation progress for road works in relation to development and maintenance of roads.

(e) Entity Headquarters

P.O. Box 30260-00100
Works Building
Ngong Road
NAIROBI, KENYA

Entity Contacts

Telephone: (254) (020)2723232
E-mail: ps@infrastructure.go.ke
Website: www.transport.go.ke

(f) Entity Bankers (all banks)

Central Bank of Kenya
Haile Selassie Avenue
P.O. Box 60000
City Square 00200
NAIROBI, KENYA

(g) Independent Auditors

Auditor - General
Office of The Auditor General
Anniversary Towers, University Way
P.O. Box 30084
GPO 00100
NAIROBI, KENYA

(h) Principal Legal Adviser

The Attorney General

State Law Office

Harambee Avenue

P.O. Box 40112

City Square 00200

NAIROBI, KENYA

2. Statement by the Cabinet Secretary



BUDGET ALLOCATION

The State Department for Infrastructure had a total Budget Allocation of **Ksh 230,588,817,513** in Financial Year 2021/22 comprising of Development Budget and Recurrent Budget. The Total Expenditure in the financial year amounted to **Kshs.200,561,818,766** leaving a variance of **Kshs.30,026,998,747**.

The State Department Implemented One Programme Road Transport, through which it implemented its budget. The Programme Budget VS Expenditure is as detailed below;

Programmes	Approved Budget Allocation	Actual Expenditure	Percentage of Expenditure
	Kshs Million	Ksh Million	Kshs
Road Transport	230,588,817,513	200,561,818,766	87%

The State Department of Infrastructure had an expenditure level of 87% which is considered optimal.

Key Achievements for the State Department of Infrastructure

During the 2021/2022 Financial Year, the State Department had an overall average achievement of 86% against its set physical targets as detailed below: -

Output	Target (Km) 2021/22	Achievement (Km)2021/22	% Achievement 2021/22
Construction of Roads	2,000	1,598	80%
Rehabilitation of Roads	85	86	101%
Periodic Maintenance of Roads	574	642	112%
Routine Maintenance of Roads	46,000	41,000	89%
Total	48,659	43,326	89%

State Department for Infrastructure
Annual Report and Financial Statements for the year ended 30th June 2022

Within the 2021/2022 Financial Year, the State Department of Infrastructure through KeNHA completed the first ever PPP road project-The Nairobi Express way. This privately financed project was financed by China Road and Bridge Corporation through various implementation companies. The Government contributed the land on which the Express way Stands.

Way Forward

The State Department of Infrastructure will continue implementing the ongoing construction of roads over the medium term with a target of completing the upgrading of 10,000 kilometres of roads through various strategies which include the Low Volume Seal Roads (LVSR) through full GOK financing, in addition to the contemporary construction strategy financed through Development Partner Support, Annuity and Public Private Partnership (PPP)

The Nairobi Expressway was opened for traffic within the 2021/2022 financial year. It will be under concession for 27 years, during which time motorists using the express way will pay tolls for payback to the Project Company for construction costs and profit. The Express Way will be handed back to the Government after the 27-year concession period. Borrowing from the success of the Nairobi Express way, the Government will continue encouraging private investors to invest in PPP road projects



James W. Macharia, EGH

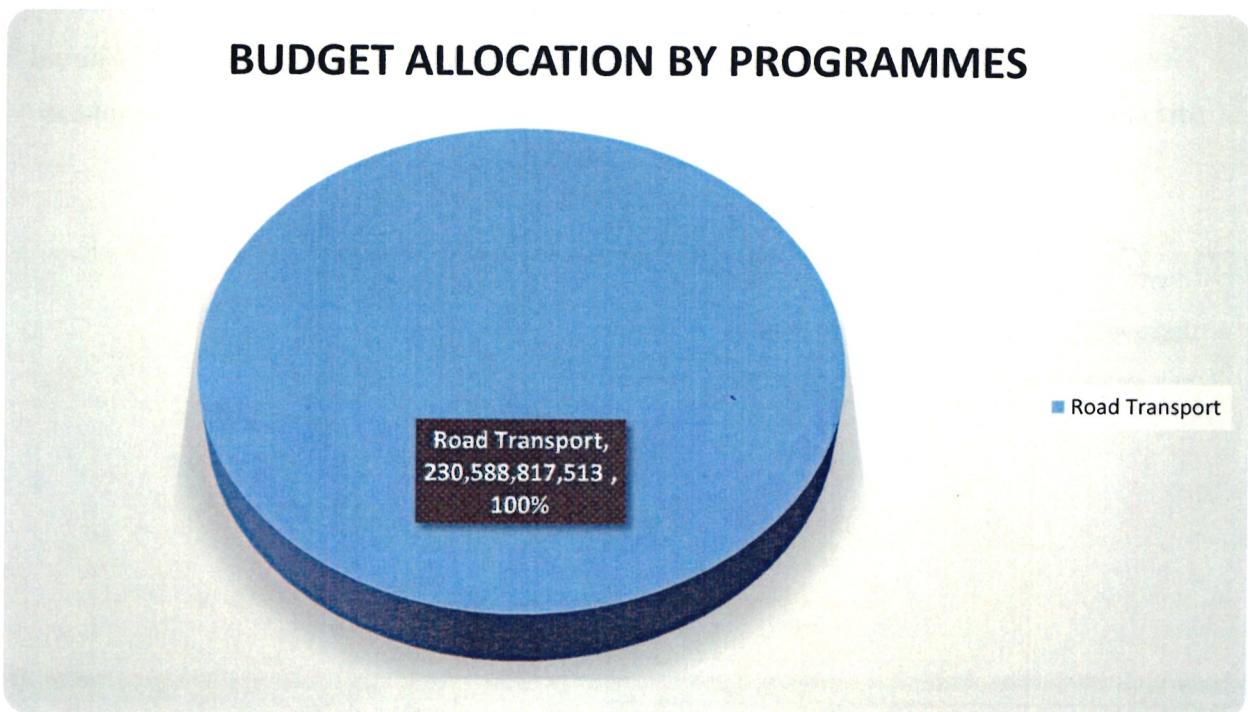
CABINET SECRETARY

3. Statement by the Principal Secretary / Accounting Officer

The State Department for Infrastructure had a total Budget approved budget of **Kshs.230,588,817,513** Financial Year 2021/2022 comprising of Development Budget and Recurrent Budget as shown below

Vote	Approved Budget 2021/22	Expenditure	Percentage of Expenditure
Recurrent	74,055,123,186	72,688,664,918	98%
Development	156,533,694,327	127,873,153,848	82%
Total	230,588,817,513	200,561,818,766	87%

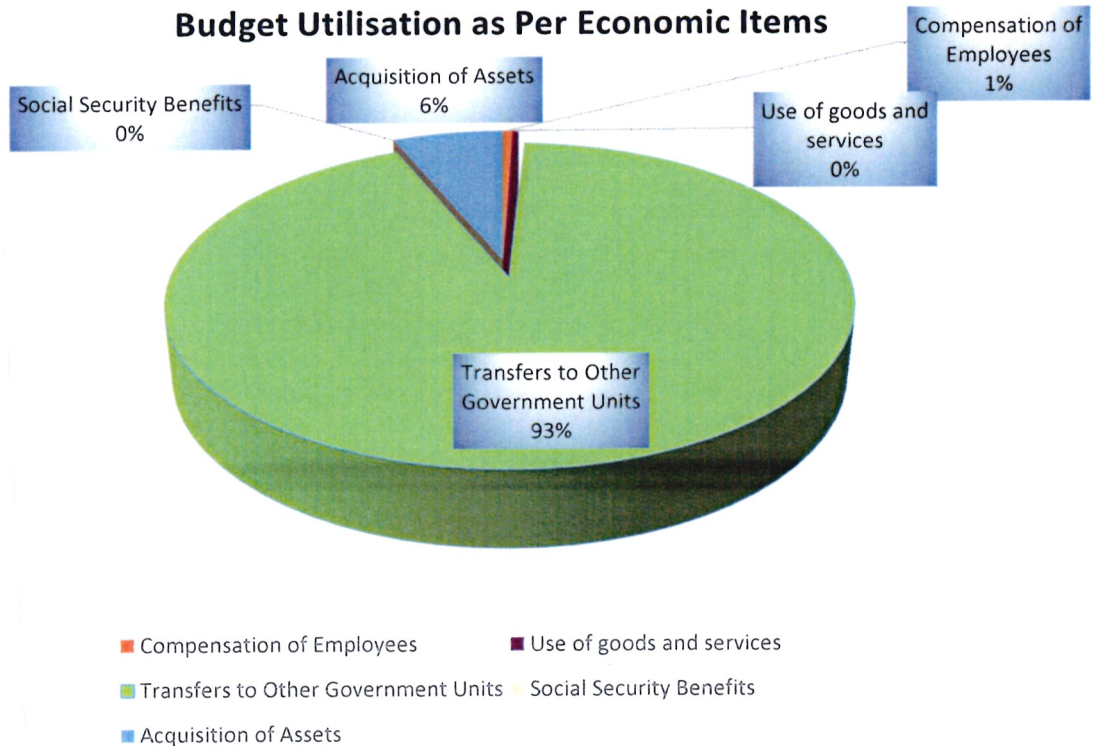
The Development Budget recorded low performance of 82% on account of reduced expenditure on Development Partner components occasioned by delayed project finalization agreements with Development Partners than originally planned.



Budget Performance Based on economic Classification

Economic Classification	Approved Budget Allocation	Actual Expenditure	Variance
	Ksh Million	Ksh Million	Ksh Million
Compensation of Employees	1,202,000,000	1,154,471,942	47,528,058
Use of goods and services	881,300,557	672,594,265	208,706,292
Transfers to Other Government Units	215,653,788,698	186,299,977,564	29,353,811,134
Social Security Benefits	4,402,373	1,756,389	2,645,984
Acquisition of Assets	12,847,325,885	12,433,018,607	414,307,278
TOTAL	230,588,817,513	200,561,818,766	30,026,998,747

	Approved Budget Allocation	Actual Payments	Percentage
Compensation of Employees	1,202,000,000	1,154,471,942	96%
Use of goods and services	881,300,557	672,594,265	76%
Transfers to Other Government Units	215,653,788,698	186,299,977,564	86%
Social Security Benefits	4,402,373	1,756,389	40%
Acquisition of Assets	12,847,325,885	12,433,018,607	97%
Total Payments	230,588,817,513	200,561,818,766	87%



Implementation challenges and recommended way forward.

No	Challenge	Recommendation and Way forward	Action by the department to overcome the challenge
1	Inadequate funding for counterpart funds for Development Partner co financed projects	Full contract financing by the Development Partner	Engaged the National Treasury and Implementing Agencies to ensure Financing Agreements capture full Development Partner Financing for Road Contracts
2	Inadequate budgetary provisions from the Exchequer	Reduced uptake of new projects and enhanced injection of additional financing	Requested National Treasury to explore financing mechanisms outside the Sector Budgeting specifically for all the outstanding works on road contracts.
3	Expensive Land Compensation values for land required for right of way particularly in urban centers	Change Construction methods by changing future road designs from on grid surface construction designs to elevated via ducts	Road Project Implementing Agencies have continued to change road designs from lateral surface based construction to elevated via ducts


 Prof. Arch. Paul M. Maringa, (PhD), CBS

PRINCIPAL SECRETARY

4. Statement of Performance Against Predetermined Objectives for FY2021/22


The following major projects were implemented during the Financial Year

- Nairobi Express Way
- Dualling of Eastern Bypass
- Improvement of Roads in Informal Settlements
- Kibwezi-Mutomo
- Makupa Bridge
- Mombasa Port Area Roads Lot 2 (MPARD 2) – Tsunza- Mteza-Kibundan
- Isebania Mukuyu – Ahero Phase 2
- Mau Mau Roads
- Dualling of Kenol-Sagana-Marua Project
- South Sudan Link Road (Eldoret to Nadpal) – EARTTDFP

Nairobi Expressway in Pictures



Picture 1: Nairobi Expressway Westlands area



Picture 2: Eastern Bypass Toll Station



Picture 3: A section of Nairobi Expressway at night



Pic 4: Aerial view of the Nairobi Expressway snaking its way through Uhuru Highway towards JKIA



Picture 5: Museum Hill Interchange

Dualling Kenol- Sagan-Marua Improvement Project



Picture 1: Section of Kenol-Sagana-Marua under construction



Picture 2: Traffic along the Kenol-Sagana-Marua Improvement Project

Eldoret Town Bypass in pictures





Figure 1: An aerial view of Leseru Interchange at km 31+200



Figure 2: Aerial view of completed Truck parking bays at Leseru (Km 30+600)

Roads Under KURA in pictures

	Outer Ring Road-Nairobi
	Ngong Road-Nairobi

Progress on the attainment of Strategic Objectives through Performance Contracting

For purposes of implementing and cascading the above development objectives to specific sectors, all the development objectives were made specific, measurable, achievable, realistic and time-bound (SMART) and converted into development outcomes. Attendant indicators were identified for reasons of tracking progress and performance measurement: Below we provide the progress on attaining the stated objectives:

Program	Objective	Outcome	Indicator	Performance in FY 2020/2021
Road Transport	Expand, modernize and maintain integrated, efficient and sustainable transport systems	Motorable and passable roads completed	KMs of motorable and passable roads completed	i.) 1,597 km upgraded to bitumen standards 86 km rehabilitated ii.) 494 km periodically maintained iii.) 40,986 km routinely maintained
	Enhance compliance to national policies on Gender, Disability, HIV/AIDS, ADA and access to Government	Staff trained/sensitized	Number of staff trained/sensitized	i.) 200 No. Staff sensitized on National Values. ii.) 40% (600no.) of staff sensitized on universal health and HIV & AIDs.

State Department for Infrastructure

Annual Report and Financial Statements for the year ended 30th June 2022

	Procurement Opportunity			iii.) 16no.ISO champions trained. iv. Domestic Gender, Disability, HIV/AIDS, ADA policies
	Promote environmental sustainability;	Environmental and Social Impact Assessment carried out on projects	% ESIA reports produced	100% ESIA reports produced on new projects
	Improve quality of service, safety and security of transport systems, built environment and urban development	Improved quality of service, safety and security of transport systems	% safety and security systems in place	i.) Citizen Service Charter in both English and Swahili mounted and displayed prominently at the point of entry; ii.) Re-installation Local Area Network (LAN) to facilitate office connectivity undertaken; iii. All lifts made serviceable under the Service Level Agreement; iv. COVID-19 intervention measures (mass testing, fumigation of offices and motor vehicles and awareness creation) carried out.
	Enhance research and innovation in transport systems and the built environment;	Research and innovations undertaken	Number of research and innovations undertaken	The following were achieved: i) Baseline Condition Survey of Nuno – Modogashe Road (C81). ii. Performance Monitoring, Assessment of Quality Control and Assurance of Ruaka – Banana – Limuru (D407)-Ngecha(E423) & Thogoto – Gikambura – Mutarakwa (D411) Phase III Roads. iii.) Performance Monitoring , Assessment of Quality Control and Assurance of Ngong – Kiserian – Isinya (D523) Road. iv) Performance Monitoring and Assessment of Quality Control and Assurance of Structures along the Northern Corridor and Road Furniture along Namanga – Nairobi – Malaba Road.
	Enhance capacity and capabilities in human	Develop capacity for construction in support	Number Trained	i.) 1,097 No. local road contractors trained;

State Department for Infrastructure
Annual Report and Financial Statements for the year ended 30th June 2022

	capital, institutions and technology;	of the sector development.		ii.) Trained 1,866 No. plant operators; iii. Trained 2,454 No. technicians and artisans;
--	---------------------------------------	----------------------------	--	---

Emerging Issues

- Covid -19 pandemic that has delayed performance on projects;
- Astronomical land prices on areas earmarked for road development
- Exponential economic development on areas opened up by road development than originally thought leading to destruction of the new roads than originally designed

Key management Strategies

- Performance based road maintenance to guarantee bankable maintenance for roads
- Negotiating with Development Partners to front finance 100% of the certified works including the counterpart GOK portions up to limit of Development Partner components after which GOK does the financing at the end of the contracts. This ensures continuous contract execution

5. Environmental and Sustainability Reporting

State Department for Infrastructure exists to transform lives. This is our purpose; the driving force behind everything we do by putting the customer/Citizen first, delivering relevant goods and services, and improving operational excellence. Below is a brief highlight of the sustainability activities conducted in the year):

a) Sustainability strategy and profile

Enhancing the environment by securing riparian lands, water towers, improving the national forest cover and other measures to facilitate sustainable development in line with the commitments and way forward outlined in the Presidential Report of 2020.

i. Broad trends in political and macroeconomic affecting sustainability priorities

The State Department is guided by the Presidential Directive and the resultant national strategy for achieving and maintaining over 10% tree cover by 2022 by incorporating environmental conservation strategies in its projects and programmes.

To achieve the Broad Institutional and multi-stakeholder participation in accelerating the achievement of the Constitutional target of 10% tree cover of the national land area, the State Department, its Agencies and Divisions

ii. Reference to international best practices

The State Department ascribes to International best practices that revolves their core mandate and as part of their corporate Social Responsibilities as outlined in the Geneva Convention Act. 5 of 1968. This is an Act of Parliament to enable effect to be given to certain International Conventions done at Geneva on the 12th August, 1949, and for purposes incidental thereto. The Mechanical Division joined the National Disaster Operation Centre to carry out evacuation in collapsed buildings.

iii. Key achievement and failures

Kenya Institute of Highways and Building Technologies (KIHBT) carried out capacity development and provision of quality infrastructural services through training in technical skills and engineering field. It offers specialized training in road technology among other courses.

On the other hand, the Engineers Board of Kenya (EBK) is a statutory body established under the Engineers Act, 2011. The Board has an overall mandate of developing and regulating engineering practice in Kenya.

one of the challenges the transport sector is facing is the advent of fuel-efficient electric vehicles in the Kenyan roads that may affect the Road Maintenance Levy collections and there is therefore need to shift to other sources of energy; which calls for a paradigm shift.

b) Environmental performance /climate change/ mitigation of natural disasters

i. Outline clearly, environment policy guiding organization, provide evidence of the policy.

a. The State Department adheres to the Forest Conservation and Management Act, No. 34 of 2016 and the Constitution of Kenya 2010

This is an Act of Parliament to give effect to Article 69 of the Constitution with regard to forest resources; to provide for the development and sustainable management, including conservation and rational utilization of all forest resources for the socio-economic development of the country and for connected purposes.

The Roads implementing agencies reviewed their Environmental Sustainability Policies.

b. **The Kenya Vision 2030** guides the State Department to increase area under forest to 10% by 2030 and sustainably manage natural forest resources for environmental protection and enhanced economic growth.

- c. **Medium Term Plan III (2018-2022)** guides implementation of the Cabinet Secretary Performance Contract targets to protect natural forests in the water towers and continued rehabilitation of landscapes to increase and sustain water flow and ecological integrity.

- ii. Outline successes, shortcomings, efforts to manage biodiversity, waste management policy and efforts to reduce environmental impact of the organization's products.

a) Successes

The State Department for Infrastructure and its Agencies in collaboration with the Ministry of Environment and Forestry planted **247,550** tree seedlings across targeted counties over the last two financial years.

b) Shortcomings

- i. Depletion of local natural construction materials.
- ii. Effects and impact of covid-19 pandemic which disrupted major programs, projects and functions.
- iii. Overloading causing premature damage of roads.

c) Efforts by Roads Implementing Agencies

- i. KENHA carried out six Environmental Social Impact Assessments
They completed four Environmental Audit Studies for completed road Projects.

- ii. KeRRA carried out Twenty (20) Environmental and Social Impact Assessment (ESIA) Studies and undertook Five (5) Environmental Audit (EA) Studies for completed Projects.
KURA carried out Twenty-Five (25) Environmental and Social Impact Assessment (ESIA) Studies. undertook environmental audits for seven (7) road projects with the reports being submitted to the National Environment Management Authority for review.

c) Employee welfare

The recruitment process is guided by the human resource manual which is reviewed after every five years and involved the professionals and stakeholders in the human resource fraternity. There is a guideline on training and development that guide on how training is done and after three years we carry out a training needs assessment to find out which training is suitable to an individual based with his or her duties.

In managing careers, the state department sponsors employees to attend promotional courses after which with availability of vacancy one is promoted to the next grade.

The introduction of online appraisal system as improved on how performance managed in the organization and making it easy and faster to track and appraise an employee making it easy to make decisions on rewards and sanctions.

The department uses the Occupational Health and Safety WIBA/GPA policy as provided by the Ministry of labour.

d) Operational practices

The organisation should outline its efforts to:

i. Responsible Supply chain and supplier relations

The State Department for Infrastructure maintains good business practices, treat our suppliers responsibly by honoring contracts and respecting payment practices in the following ways: -

- a) By availing procurement opportunities to all potential suppliers through open, fair and transparent manner without discrimination.
- b) By providing every bidder that submits a bid but becomes unsuccessful with reasons why they were disqualified when notifying them of the intention to award the tender to the successful bidder.

- c) By responding to supplier enquiries and providing debriefing when requested within the stipulated period of five or less days.
- d) By maintaining and continuously updating a registered list of suppliers.
- e) By organizing for inspection of goods, works or services upon receipt to confirm their conformity to requirements and specifications issued out to tenderers.
- f) By forwarding suppliers invoices immediately they are received to accounts unit together with the necessary supporting documents such as the Professional opinion, goods received notes and inspection and acceptance reports for payment processing.

e) Community Engagements-

The State Department's Corporate Social Responsibility (CSR) strategy embodies its commitment to being a responsible corporate citizen. It aims at creating development corridors that serve the people, spur economic development, encourage integration and facilitate overall well-being of beneficiary communities.

The CSR initiatives, which are mainly undertaken through our Road Agencies, are mainly focused on promoting sustainable livelihoods and improving access to social amenities through interventions that improve outcomes on Education, Health, Sanitation, Security, Youth and Women Empowerment. The CSR activities carried out included drilling of boreholes, construction of water pans, construction of classrooms, construction of police stations, construction of town roads and construction of feeder roads to public institutions.

Specific CSR activities under various projects are outlined below: -

Mombasa - Kwa Jomvu	<ul style="list-style-type: none"> • Mikindani market roadside amenity
Nairobi Western Bypass	<ul style="list-style-type: none"> • Construction of Kamangu Primary School and Fencing
Kenol – Sagana – Marua	<ul style="list-style-type: none"> • Construction of Ngaru Health Centre
Mwache - Mteza Pkg II	<ul style="list-style-type: none"> • Construction of two police stations in Tsunza area
Sagana - Marua	<ul style="list-style-type: none"> • Ngaru Girls High School - Payment of school fees worth KES. 212,102 for 2 No. Needy and bright students and construction of Dormitory with the capacity of 288 beds. Donation of materials worth Kshs. 4.44 million to the school alumni association
Isebania-Kisii Lot 1	<ul style="list-style-type: none"> • Construction of a God Nyinyo primary school for area residents in Migori County
Kakamega-Webuye	<ul style="list-style-type: none"> • Construction of Lubao market including toilets and septic tank
Mteza - Kibundani	<ul style="list-style-type: none"> • The contractor has graveled the road from A7 to Mishi Mboko Secondary school
Thika-Magumu	<ul style="list-style-type: none"> • Grading of Wakimbo (soko mpya) road and soko mjinga market area
James Gichuru - Rironi	<ul style="list-style-type: none"> • Construction of dorm for Nairobi school. • Construction Parking lots for KEFRI

In the Financial Year 2021/2022 the State Department through KURA supported in the construction of two classrooms at Karoti Girls in Kirinyaga County and one at Lake Baringo Secondary School in Baringo County



Flooded administration block and classrooms at Lake Baringo Mixed Secondary Schools, Baringo County.



New classrooms built by KURA, at Lake Baringo Secondary Schools, Baringo County.

Renovated a Kitchen at SSD Primary School along Tom Mboya Road in Nairobi County, Constructed sanitation facilities in Kiiri Mixed secondary school in Muranga County and another one was built at St Basil Primary School in Lurambi Kakamega County.



Ablution facility for St. Basil Lurambi Primary School, Kakamega County.



Ablution facility for Kiiri Secondary School, Muranga Country.

We continue to sensitize individual officers to support that in need as part of individual support to the communities living amongst us and work towards synergizing with other like-minded corporate institutions and individuals for greater impact.

6. Statement of Management Responsibilities

Section 81 (1) of the Public Finance Management Act, 2012 requires that, at the end of each financial year, the Accounting Officer for a National Government Entity shall prepare financial statement in respect of that entity. Section 81 (3) requires the financial statements so prepared to be in a form that complies with relevant accounting standards as prescribed the Public Sector Accounting Standards Board of Kenya from time to time.

The Accounting Officer in charge of the State Department for Infrastructure is responsible for the preparation and presentation of the entity's financial statements, which give a true and fair view of the state of affairs of the entity for and as at the end of the financial year (period) ended on June 30, 2022. This responsibility includes: (i) maintaining adequate financial management arrangements and ensuring these continue to be effective throughout the reporting period, (ii) maintaining proper accounting records, which disclose with reasonable accuracy at any time the financial position of the entity, (iii) designing, implementing and maintaining internal controls relevant to the preparation and fair presentation of the financial statements, and ensuring that they are free from material misstatements, whether due to error or fraud, (iv) safeguarding the assets of the entity; (v) selecting and applying appropriate accounting policies, and (vi) making accounting estimates that are reasonable in the circumstances.

The Accounting Officer in charge of the State Department for Infrastructure accepts responsibility for the entity's financial statements, which have been prepared on the Cash Basis Method of Financial Reporting, using appropriate accounting policies in accordance with International Public Sector Accounting Standards (IPSAS). The Accounting Officer is of the opinion that the State Department for Infrastructure financial statements give a true and fair view of the state of entity's transactions during the financial year ended June 30, 2022, and of the entity's financial position as at that date. The Accounting Officer in charge of the State Department for Infrastructure further confirms the completeness of the accounting records maintained for the State Department for Infrastructure, which have been relied upon in the preparation of the entity's financial statements as well as the adequacy of the systems of internal financial control.

State Department for Infrastructure
Annual Report and Financial Statements for the year ended 30th June 2022


The Accounting Officer in charge of the State Department for Infrastructure confirms that the entity has complied fully with applicable Government Regulations and the terms of external financing covenants (where applicable), and that the entity's funds received during the year under audit were used for the eligible purposes for which they were intended and were properly accounted for. Further the Accounting Officer confirms that the entity's financial statements have been prepared in a form that complies with relevant accounting standards prescribed by the Public Sector Accounting Standards Board of Kenya.

Approval of the financial statements

The State Department for Infrastructure financial statements were approved and signed by the Accounting Officer on 28TH 10th 2022.




Prof. Arch. Paul M. Maringa, (PhD), CBS
Principal Secretary



Sophie Wakio Mwangashi
Head of Accounting Unit
ICPAK M/No. 11341

REPUBLIC OF KENYA

Telephone: +254-(20) 3214000
E-mail: info@oagkenya.go.ke
Website: www.oagkenya.go.ke



HEADQUARTERS
Anniversary Towers
Monrovia Street
P.O. Box 30084-00100
NAIROBI

REPORT OF THE AUDITOR-GENERAL ON STATE DEPARTMENT FOR INFRASTRUCTURE FOR THE YEAR ENDED 30 JUNE, 2022

PREAMBLE

I draw your attention to the contents of my report which is in three parts:

- A. Report on the Financial Statements that considers whether the financial statements are fairly presented in accordance with the applicable financial reporting framework, accounting standards and the relevant laws and regulations that have a direct effect on the financial statements.
- B. Report on Lawfulness and Effectiveness in Use of Public Resources which considers compliance with applicable laws, regulations, policies, gazette notices, circulars, guidelines and manuals and whether public resources are applied in a prudent, efficient, economic, transparent and accountable manner to ensure Government achieves value for money and that such funds are applied for intended purpose.
- C. Report on Effectiveness of Internal Controls, Risk Management and Governance which considers how the entity has instituted checks and balances to guide internal operations. This responds to the effectiveness of the governance structure, the risk management environment and the internal controls developed and implemented by those charged with governance for orderly, efficient and effective operations of the entity.

An unmodified opinion does not necessarily mean that an entity has complied with all relevant laws and regulations, and that its internal controls, risk management and governance systems are properly designed and were working effectively in the financial year under review.

The three parts of the report are aimed at addressing the statutory roles and responsibilities of the Auditor-General as provided by Article 229 of the Constitution, Public Finance Management Act, 2012 and the Public Audit Act, 2015. The three parts of the report, when read together constitute the report of the Auditor-General.

REPORT ON THE FINANCIAL STATEMENTS

Qualified Opinion

I have audited the accompanying financial statements of State Department for Infrastructure set out on pages 1 to 32, which comprise of the statement of assets and

liabilities as at 30 June, 2022 and the statement of receipts and payments, statement of cash flows and the statement of comparison of budget and actual amounts for the year then ended, and a summary of significant accounting policies and other explanatory information in accordance with the provisions of Article 229 of the Constitution of Kenya and Section 35 of the Public Audit Act, 2015. I have obtained all the information and explanations which, to the best of my knowledge and belief, were necessary for the purpose of the audit.

In my opinion, except for the effect of the matters described in the Basis for Qualified Opinion section of my report, the financial statements present fairly, in all material respects, the financial position of the State Department for Infrastructure as at 30 June, 2022, and of its financial performance and its cash flows for the year then ended, in accordance with International Public Sector Accounting Standards (Cash Basis) and comply with the Public Finance Management Act, 2012.

Basis for Opinion

1. Unsupported Use of Goods and Services Payments

The statement of receipts and payments reflects use of goods and services expenditure of Kshs.672,594,265 as disclosed in Note 8 to the financial statements. Review of records revealed that the following payments did not relate to the expense items where they were accounted for and lacked supporting documents for justification.

- (i) Utilities, supplies and services payments of Kshs.23,719,520 include payments totalling Kshs.6,426,032 described as journal import that were not supported.
- (ii) Communication, supplies and services payments of Kshs.3,102,724 include an amount of Kshs.350,000 paid to staff.
- (iii) Foreign travel and subsidies amount of Kshs.1,171,220 includes payments totalling Kshs.370,000 paid to staff .
- (iv) Training payments of Kshs.366,717,384 include transfer of Kshs.16,708,187 described as transfer of revenue funds to Horn of Africa Gateway Development Project deposit account whose justification was not provided.
- (v) Insurance costs of Kshs.3,389,760 include unrelated expenditure described as supply of blockboards amounting to Kshs.928,800 and purchase of toners amounting to Kshs.2,460,960.
- (vi) Specialized materials and services expenditure of Kshs.31,014,184 include Kshs.879,039 described as journal import whose supporting documents were not provided.

In the circumstances, the accuracy and completeness of the use of goods and services amount of Kshs.672,594,265 could not be confirmed.

2. Unsupported Acquisition of Assets

The statement of receipts and payments reflects acquisition of assets amount of Kshs.12,433,018,607 as disclosed in Note 11 to the financial statements. Review of records revealed that the following payments did not relate to the expense items where they were accounted for while they lacked supporting documents for justification.

- (i) Construction of building expenditure of Kshs.186,311,102 includes an amount of Kshs.47,035,513 incurred on purchase of furniture, equipment, stationery and other items not related to this expenditure item.
- (ii) Refurbishment of buildings expenditure of Kshs.91,021,541 include amounts totalling Kshs.56,640,147 described as journal import whose support documents were not provided for audit.
- (iii) Construction of civil works includes an amount of Kshs.21,643,005 transferred to Kenya Wildlife Services which is a self-reporting entity. The amount should have been reflected as transfers to other government entities. Management did not explain the nature of the payment transfer or the service rendered by KWS. No contract and other supporting documents were provided for audit.
- (iv) Purchase of specialized plant, equipment and machinery includes an amount of Kshs.8,000,000 described as journal import whose support documents were not provided.
- (v) Rehabilitation and renovation of plant and machinery includes an amount of Kshs.10,000,000 described as journal import whose support documents were not provided for audit.

In the circumstances, the accuracy and completeness of acquisition of assets amount of Kshs.12,433,018,607 could not be confirmed.

3. Compensation of Employees-Payments Outside IPPD

The statement of receipts and payments and Note 7 to the financial statements reflects compensation of employees' amount of Kshs.1,154,471,942 which includes payment of salaries amounting to Kshs.10,099,678 which were paid outside IPPD system. Management did not justify the payment of salaries and allowances outside the payroll system.

In the circumstance, the validity of amounts paid outside the IPPD system of Kshs.10,099,678 could not be confirmed.

4. Inaccuracies in Outstanding Imprest Balance

4.1 Payments to Staff not Captured as Outstanding Imprest

The statement of financial position reflects outstanding imposts and advances balance of Kshs.3,855,969. However, a review of the bank reconciliation statements as at

30 June, 2022 indicates that payments totalling to Kshs.44,318,901 were made to staff on 30 June, 2022 but were not reflected as outstanding imprest as at the close of the year.

In the circumstance, the accuracy and completeness of the outstanding imprest balance of Kshs.3,855,969 could not be confirmed.

4.2 Irregular Payment of Imprest to Staff

Payments made during the year for both development and recurrent cashbooks showed imprests paid to officers totalling to Kshs.95,316,918 in respect of domestic travel and allowance where justification was not provided. Review of the imprest schedules revealed that the officers may have been in the field for more days than the work schedules could accommodate and exceeded the working days available in a year.

In the circumstances, the authenticity of the payments of imprests totalling Kshs.95,316,918 could not be confirmed.

5. Unsupported Bank Balances

Note 12A to the financial statements reflects bank balance of Kshs.240,178,204. Analysis of the three (3) bank reconciliation statements for recurrent, development and deposits balances for June, 2022 revealed receipts in cashbook not recorded in the bank statement amounting to Kshs.19,273,304,637 described as PS SDINFRA whose nature and supporting documents were not provided.

In the circumstances, the accuracy of the bank balance of Kshs.240,178,204 could not be confirmed.

The audit was conducted in accordance with International Standards of Supreme Audit Institutions (ISSAIs). I am independent of the State Department for Infrastructure Management in accordance with ISSAI 130 on Code of Ethics. I have fulfilled other ethical responsibilities in accordance with the ISSAI and in accordance with other ethical requirements applicable to performing audits of financial statements in Kenya. I believe that the audit evidence I have obtained is sufficient and appropriate to provide a basis for my qualified opinion.

Key Audit Matters

Key audit matters are those matters that, in my professional judgment, are of most significance in the audit of the financial statements. There were no key audit matters to report in the year under review.

Other Matter

Budgetary Control and Performance

The statement of comparison of budget and actual amounts reflects final receipts budget and actual on comparable basis of Kshs.230,588,817,513 and Kshs.200,570,982,073

respectively resulting to an under-funding of Kshs.30,017,835,440 or 13% of the budget. Similarly, the State Department spent Kshs.200,561,818,766 against an approved budget of Kshs.230,588,817,513 resulting to an under-expenditure of Kshs.30,026,998,747 or 13% of the budget.

The underfunding and under-expenditure affected the planned activities of the State Department and impacted negatively on service delivery to the public.

REPORT ON LAWFULNESS AND EFFECTIVENESS IN USE OF PUBLIC RESOURCES

Conclusion

As required by Article 229(6) of the Constitution, based on the audit procedures performed, except for the matters described in the Basis for Conclusion on Lawfulness and Effectiveness in Use of Public Resources section of the report, I confirm that, nothing else has come to my attention to cause me to believe that public resources have not been applied lawfully and in an effective way.

Basis for Conclusion

1. Failure to Surrender Temporary Imprest

Note 13 to the financial statements reflects imprests and advances balance of Kshs.3,855,969 which includes imprests issued on 5 January, 2022 to two officers totalling to Kshs.3,441,924. The imprest was due for surrender on 1 February, 2022 but had not been accounted for as at the time of the audit in November, 2022 contrary to Section 93 of the Public Finance Management Regulations, 2015.

In the circumstances, Management was in breach of the law.

2. Long Outstanding Deposits and Retentions

The statement of assets and liabilities and Note 14 to the financial statements reflects third party deposits and retentions balance of Kshs.233,616,998 as analyzed below;

Details	2021/2022 (Kshs)
Opening balance as at 1 July, 2021	208,979,603.80
Additions during the year	70,312,580.55
Payments during the year	45,675,186.20
Closing balance as at 30 June, 2022	233,616,998.15

Information provided indicate that the opening balance of Kshs.208,979,602 includes balances totalling Kshs.180,000,000 that remained unclaimed after the transition period from direct implementation of contracts by the State Department to implementation of road contracts by road agencies between 2010 and 2015. It is not clear why these deposits have not been paid into the Consolidated Fund as required by Section 106 of the Public Finance Management Regulations, 2015 which states that unless otherwise

exempted by an Act of Parliament, any deposit which has remained unclaimed for 5 years may, with the approval of the Cabinet Secretary, be paid into Consolidated Fund and thereafter the Accountant-General may refund the deposit to any person entitled thereto, if he or she is satisfied that the claim is authentic.

In the circumstances, Management was in breach of the law.

3. Earnings Below the Statutory Minimum

Review of the Integrated Payroll and Personnel Database (IPPD) for the Department, revealed that some employees' net payments were below 1/3 of their basic salary. Analysis for the month of February, 2022 indicated that one hundred and eleven (111) officers less than one third of their basic salaries. This was contrary to Section C.1 (3) of the Human Resource Policies and Procedures Manual for the Public Service, of May, 2016 which states that public officers shall not over-commit their salaries beyond two thirds (2/3) of their basic salaries.

In the circumstances, Management was in breach of the public service policies and procedures.

4. Failure to Comply with the Approved Staff Establishment

Review of the human resource records indicated that the Department had an approved establishment of two hundred and thirty-six (236) staff members across all cadres. However, the actual number in position was six hundred and fifty-eight (658) staff leading to an over establishment of four hundred and twenty four (424) staff. This is contrary to Section A.15 of the Human Resource Policies and Procedures Manual for Public Service, May 2016, which states that the functions of Ministerial Human Resource Management Advisory Committees (MHRMAC) entail making recommendations to the Authorized Officer regarding: - inter alia (viii) establishment and complement control.

In the circumstances, Management was in breach of the public service policies and procedures.

The audit was conducted in accordance with ISSAI 4000. The standard requires that I comply with ethical requirements and plan and perform the audit to obtain assurance about whether the activities, financial transactions and information reflected in the financial statements are in compliance, in all material respects, with the authorities that govern them. I believe that the audit evidence I have obtained is sufficient and appropriate to provide a basis for my conclusion.

REPORT ON EFFECTIVENESS OF INTERNAL CONTROLS, RISK MANAGEMENT AND GOVERNANCE

Conclusion

As required by Section 7(1)(a) of the Public Audit Act, 2015, except for the matter described in the Basis for Conclusion on Effectiveness of Internal Controls, Risk Management and Governance section of the report, I confirm that, nothing else has come

to my attention to cause me to believe that internal controls, risk management and governance were not effective.

Basis for Conclusion

Audit Committee and Internal Audit

Review of records revealed that the Audit Committee of the State Department met only twice during the year contrary to Section 179(1) of the Public Finance Management (National Government) Regulations which states that the audit committee shall meet at least once in every three months.

In the circumstances, the effectiveness of the audit committee and the internal audit function could not be confirmed.

The audit was conducted in accordance with ISSAI 2315 and ISSAI 2330. The standards require that I plan and perform the audit to obtain assurance about whether effective processes and systems of internal control, risk management and overall governance were operating effectively, in all material respects. I believe that the audit evidence I have obtained is sufficient and appropriate to provide a basis for my conclusion.

Responsibilities of Management and those Charged with Governance

Management is responsible for the preparation and fair presentation of these financial statements in accordance with International Public Sector Accounting Standards (Cash Basis) and for maintaining effective internal controls as Management determines is necessary to enable the preparation of financial statements that are free from material misstatement, whether due to fraud or error and for its assessment of the effectiveness of internal controls, risk management and overall governance.

In preparing the financial statements, Management is responsible for assessing the State Department's ability to continue to sustain its services, disclosing, as applicable, matters related to sustainability of services and using the applicable basis of accounting unless Management is aware of the intention to terminate the State Department or to cease operations.

Management is also responsible for the submission of the financial statements to the Auditor-General in accordance with the provisions of Section 47 of the Public Audit Act, 2015. In addition to the responsibility for the preparation and presentation of the financial statements described above, Management is also responsible for ensuring that the activities, financial transactions and information reflected in the financial statements are in compliance with the authorities which govern them, and that public resources are applied in an effective way.

Those charged with governance are responsible for overseeing the State Department's financial reporting process, reviewing the effectiveness of how Management monitors compliance with relevant legislative and regulatory requirements, ensuring that effective processes and systems are in place to address key roles and responsibilities in relation

to governance and risk management, and ensuring the adequacy and effectiveness of the control environment.

Auditor-General's Responsibilities for the Audit

The audit objectives are to obtain reasonable assurance about whether the financial statements as a whole are free from material misstatement, whether due to fraud or error, and to issue an auditor's report that includes my opinion in accordance with the provisions of Section 48 of the Public Audit Act, 2015 and submit the audit report in compliance with Article 229(7) of the Constitution. Reasonable assurance is a high level of assurance but is not a guarantee that an audit conducted in accordance with ISSAIs will always detect a material misstatement and weakness when it exists. Misstatements can arise from fraud or error and are considered material if, individually or in the aggregate, they could reasonably be expected to influence the economic decisions of users taken on the basis of these financial statements.

In addition to the audit of the financial statements, a compliance audit is planned and performed to express a conclusion about whether, in all material respects, the activities, financial transactions and information reflected in the financial statements are in compliance with the authorities that govern them and that public resources are applied in an effective way, in accordance with the provisions of Article 229(6) of the Constitution and submit the audit report in compliance with Article 229(7) of the Constitution.

Further, in planning and performing the audit of the financial statements and audit of compliance, I consider internal controls in order to give an assurance on the effectiveness of internal controls, risk management and governance processes and systems in accordance with the provisions of Section 7(1)(a) of the Public Audit Act, 2015 and submit the audit report in compliance with Article 229(7) of the Constitution. My consideration of the internal controls would not necessarily disclose all matters in the internal controls that might be material weaknesses under the ISSAIs. A material weakness is a condition in which the design or operation of one or more of the internal control components does not reduce to a relatively low level the risk that misstatements caused by error or fraud in amounts that would be material in relation to the financial statements being audited may occur and not be detected within a timely period by employees in the normal course of performing their assigned functions.

Because of its inherent limitations, internal controls may not prevent or detect misstatements and instances of non-compliance. Also, projections of any evaluation of effectiveness to future periods are subject to the risk that controls may become inadequate because of changes in conditions, or that the degree of compliance with the State Department's policies and procedures may deteriorate.

As part of an audit conducted in accordance with ISSAIs, I exercise professional judgement and maintain professional skepticism throughout the audit. I also:


- Identify and assess the risks of material misstatement of the financial statements, whether due to fraud or error, design and perform audit procedures responsive to those risks, and obtain audit evidence that is sufficient and appropriate to provide a

basis for my opinion. The risk of not detecting a material misstatement resulting from fraud is higher than for one resulting from error, as fraud may involve collusion, forgery, intentional omissions, misrepresentations, or the override of internal controls.

- Evaluate the appropriateness of accounting policies used and the reasonableness of accounting estimates and related disclosures made by the Management.
- Conclude on the appropriateness of the Management's use of the applicable basis of accounting and, based on the audit evidence obtained, whether a material uncertainty exists related to events or conditions that may cast significant doubt on the State Department's ability to continue to sustain its services. If I conclude that a material uncertainty exists, I am required to draw attention in the auditor's report to the related disclosures in the financial statements or, if such disclosures are inadequate, to modify my opinion. My conclusions are based on the audit evidence obtained up to the date of my audit report. However, future events or conditions may cause the State Department to cease to continue to sustain its services.
- Evaluate the overall presentation, structure and content of the financial statements, including the disclosures and whether the financial statements represent the underlying transactions and events in a manner that achieves fair presentation.
- Obtain sufficient appropriate audit evidence regarding the financial information and business activities of the State Department to express an opinion on the financial statements.
- Perform such other procedures as I consider necessary in the circumstances.

I communicate with Management regarding, among other matters, the planned scope and timing of the audit and significant audit findings, including any significant deficiencies in internal controls that are identified during the audit.

I also provide Management with a statement that I have complied with relevant ethical requirements regarding independence and communicate with them all relationships and other matters that may reasonably be thought to bear on my independence, and where applicable, related safeguards.


CPA Nancy Gathungu, CBS
AUDITOR-GENERAL

Nairobi


23 December, 2022


State Department for Infrastructure
Annual Report and Financial Statements for the year ended 30th June 2022

8. Statement of receipts and payments for the year ended 30th June 2022

Description	Note	2021-2022	2020-2021
		Kshs	Kshs
Receipts			
Tax Receipts	1	450,016,607	18,691,000,000
Proceeds from Domestic and Foreign Grants	2	368,147,700	567,206,929
Transfers from National Treasury	3	76,484,346,252	66,178,018,243
Transfers from Other Government Entities	4	83,789,512,195	70,852,365,917
Proceeds from Foreign Borrowings	5	38,442,712,852	30,277,005,369
Other Revenues	6	1,036,246,467	829,000,555
Total Receipts		200,570,982,073	187,394,597,013
Payments			
Compensation of Employees	7	1,154,471,942	1,114,933,785
Use of goods and services	8	672,594,265	710,178,414
Transfers to Other Government Units	9	186,299,977,564	180,396,891,388
Social Security Benefits	10	1,756,389	81,844
Acquisition of Assets	11	12,433,018,607	5,080,600,547
Total Payments		200,561,818,766	187,302,685,978
Surplus/Deficit		9,163,307	91,911,035

The accounting policies and explanatory notes to these financial statements form an integral part of the financial statements. The entity financial statements were approved on 28th 10^g 2022 and signed by:


 Prof. Arch. Paul M. Maringa, (PhD), CBS
 Principal Secretary



 Sophie Wakio Mwangashi
 Head of Accounting Unit
 ICPAK M/No. 11341


State Department for Infrastructure
Annual Report and Financial Statements for the year ended 30th June 2022

9. Statement of assets and liabilities as at 30th June 2022

Description	Note	2021-2022	2020-2021
		Kshs	Kshs
Financial assets			
Cash and cash equivalents			
Bank balances	12A	240,178,204	294,920,542
Cash balances		40,441	-
Total cash and cash equivalent		240,218,645	294,920,542
Imprests and advances	13	3,855,969	6,120,094
Total financial assets		244,074,614	301,040,636
Financial liabilities			
Third party deposits and retention	14	233,616,998	208,979,604
Net financial assets		10,457,616	92,061,033
Represented by			
Fund balance b/fwd.	15	92,061,032	91,592,413
Prior year adjustment	16	(90,766,722)	(91,442,415)
Surplus/Deficit for the year		9,163,307	91,911,035
Net financial position		10,457,616	92,061,033

The accounting policies and explanatory notes to these financial statements form an integral part of the financial statements. The entity financial statements were approved on 28th 10^g 2022 and signed by:


 Prof. Arch. Paul M. Maringa, (PhD), CBS
 Principal Secretary


 Sophie Wakio Mwangashi
 Head of Accounting Unit
 ICPAK M/No. 11341

State Department for Infrastructure
Annual Report and Financial Statements for the year ended 30th June 2022


10. Statement of cash flows for the year ended 30th June 2022

Description	Notes	2021-2022	2020 -2021
		Kshs	Kshs
Receipts for Operating Income			
Tax Receipts	1	450,016,607	18,691,000,000
Proceeds from Domestic and Foreign Grants	2	368,147,700	567,206,929
Transfers from National Treasury	3	76,484,346,252	66,178,018,243
Transfers from Other Government Entities	4	83,789,512,195	70,852,365,917
Other Revenues	6	1,036,246,467	829,000,555
		162,128,269,220	157,117,591,644
Payments For Operating Expenses			
Compensation of Employees	7	1,154,471,942	1,114,933,785
Use of goods and services	8	672,594,265	710,178,414
Transfers to Other Government Units	9	186,299,977,564	180,396,891,388
Social Security Benefits	10	1,756,389	81,844
		188,128,800,159	182,222,085,430
Adjusted For:			
Adjustments during the year			
Decrease/(Increase) in accounts receivable	17	2,264,124	20,835,760
Increase/(Decrease) in deposits and retention	18	24,637,395	12,897,068
Prior year adjustments	16	(90,766,722)	(91,442,415)
Net Cash Flow from Operating Activities		(26,064,396,143)	(25,162,203,373)
Cash flow From Investing Activities			
Acquisition of assets	11	(12,433,018,607)	(5,080,600,547)
Net Cash Flows from Investing Activities		(12,433,018,607)	(5,080,600,547)
Cash flow From Borrowing Activities			
Proceeds from foreign borrowings	5	38,442,712,852	30,277,005,369
Net cash flow from financing activities		38,442,712,852	30,277,005,369
Net increase in cash and cash equivalent		(54,701,897)	34,201,448
Cash & Cash Equivalent at Start of The Year		294,920,542	260,719,095
Cash & Cash Equivalent at End of The Year		240,218,645	294,920,543


State Department for Infrastructure

Annual Report and Financial Statements for the year ended 30th June 2022

The accounting policies and explanatory notes to these financial statements form an integral part of the financial statements. The entity financial statements were approved on 28TH/09 2022 and signed by:



Prof. Arch. Paul M. Maringa, (PhD), CBS
Principal Secretary



Sophie Wakio Mwangashi
Head of Accounting Unit
ICPAK M/No. 11341

**State Department for Infrastructure
Annual Report and Financial Statements for the year ended 30th June 2022
11. Statement of Comparison of budget and Actual Amounts for FY2021/22**

Revenue/Expense Item	Original Budget a	Adjustments b	Final Budget c=a+b	Actual on Comparable Basis d	Budget Utilisation Difference e=c-d	% of Utilisation Difference to Final Budget f=d/c %
RECEIPTS						
Tax Receipts	8,539,000,000	962,752,162	9,501,752,162	450,016,607	9,051,735,555	5%
Proceeds from Domestic and Foreign Grants	3,250,100,000	(993,000,000)	2,257,100,000	368,147,700	1,888,952,300	16%
Exchequer releases	54,415,020,000	22,927,559,365	77,342,579,365	76,484,346,252	858,233,113	99%
Transfers from Other Government Entities	68,580,918,367	20,311,079,632	88,891,997,999	83,789,512,195	5,102,485,804	94%
Proceeds from Foreign Borrowings	58,978,587,987	(7,500,200,000)	51,478,387,987	38,442,712,852	13,035,675,135	75%
Other Receipts	1,440,000,000	(323,000,000)	1,117,000,000	1,036,246,467	80,753,533	93%
Total Receipts	195,203,626,354	35,385,191,159	230,588,817,513	200,570,982,073	30,017,835,440	87%
Payments						
Compensation of Employees	1,362,000,000	(160,000,000)	1,202,000,000	1,154,471,942	47,528,058	96%
Use of goods and services	3,702,136,108	(2,820,835,551)	881,300,557	672,594,265	208,706,292	76%
Transfers to Other Government Units	176,686,343,244	38,967,445,454	215,653,788,698	186,299,977,564	29,353,811,134	86%
Social Security Benefits	5,002,373	(600,000)	4,402,373	1,756,389	2,645,984	40%
Acquisition of Assets	13,448,144,629	(600,818,744)	12,847,325,885	12,433,018,607	414,307,278	97%
Grand Total	195,203,626,354	35,385,191,159	230,588,817,513	200,561,818,766	30,026,998,747	87%
Surplus/Deficit	-	-	-	9,163,307	(9,163,306)	


Notes:


- (a) **Tax Receipts:** The 5% under-utilization was occasioned by non-receipt of the all budgeted Petroleum Development Levy Funds (PDLF) from the National Treasury
- (b) **Proceeds from Domestic and Foreign Grants:** The 16% under-utilization was as a result of delayed conclusion of Grant agreement for financing the Mombasa-Mariakani Highway Lot 2: Kwa Jomvu – Mariakani abd Kitale-Morpus Road under European Investment Bank (EIB) resulting to delayed project commencement and expenditure.

**State Department for Infrastructure
Annual Report and Financial Statements for the year ended 30th June 2022**

- (c) **Proceeds from foreign borrowings:** The under-utilization of 75% was occasioned by delays in the finalization of contract documents for the construction of roads under Horn of Africa Growth and Development Project (HoAGDP) implemented by Kenya National Highways Authority.
- (d) **Transfers to other Government Units:** The 86% under-utilization was as a result of delayed conclusion of Grant agreement for financing the Mombasa-Mariakani Highway Lot 2: Kwa Jomvu – Mariakani and Kitale-Morpus Road under European Investment Bank (EIB) resulting to delayed project commencement and expenditure.
- (e) **Social Security benefits:** The underutilization of 40% was due to non-payment of planned gratuity.
- (f) The changes between the original budget and final budget are occasioned by the Supplementary I and II

The entity financial statements were approved on TH 28/09 2022 and signed by:


Prof. Arch. Paul M. Maringa, (PhD), CBS
Principal Secretary


Sophie Wakio Mwangashi
Head of Accounting Unit
ICPAK M/No. 11341

**State Department for Infrastructure
Annual Report and Financial Statements for the year ended 30th June 2022
11 (a) Summary Statement of Appropriation: Recurrent for FY2021/22**


Revenue/Expense Item	Original Budget a	Adjustments b	Final Budget c=a+b	Actual on Comparable Basis d	Budget Utilisation Difference e=d-c	% of Utilisation Difference to Final Budget f=d/c %
RECEIPTS						
Tax Receipts	539,000,000	962,752,162	1,501,752,162	450,016,607	1,051,735,555	30%
Exchequer releases	1,652,000,000	(193,440,635)	1,458,559,365	1,346,342,420	112,216,945	92%
Transfers from Other Government Entities	53,538,918,367	16,438,893,292	69,977,811,659	69,867,325,855	110,485,804	100%
Other Receipts	1,440,000,000	(323,000,000)	1,117,000,000	1,036,246,467	80,753,533	93%
Total Receipts	57,169,918,367	16,885,204,819	74,055,123,186	72,699,931,348	1,355,191,838	98%
PAYMENTS						
Compensation of Employees	1,362,000,000	(160,000,000)	1,202,000,000	1,154,471,942	47,528,058	96%
Use of goods and services	198,136,108	(20,835,551)	177,300,557	136,440,003	40,860,554	77%
Transfers to Other Government Units	55,598,918,367	17,051,645,454	72,650,563,821	71,375,775,316	1,274,788,505	98%
Social Security Benefits	5,002,373	(600,000)	4,402,373	1,756,389	2,645,984	40%
Acquisition of Assets	5,861,519	14,994,916	20,856,435	20,221,268	635,167	97%
Grand Total	57,169,918,367	16,885,204,819	74,055,123,186	72,688,664,918	1,366,458,268	98%
Surplus/Deficit	-	-	-	11,266,430	(11,266,430)	


Notes

- (a) **Tax Receipts:** The 30% under-utilization was occasioned by non-receipt of all budgeted Transit Tolls from the Kenya Roads Board
- (b) **Use of Goods and Services:** the 77% under-utilization difference is occasioned by non-receipt of Exchequer funds from the National Treasury.
- (c) **Social Security benefits:** The underutilization of 40% was due to non-payment of planned gratuity.

**State Department for Infrastructure
Annual Report and Financial Statements for the year ended 30th June 2022**

The entity financial statements were approved on 28TH log 2022 and signed by:


Prof. Arch. Paul M. Maringa, (PhD), CBS
Principal Secretary


Sophie Wakio Mwangashi
Head of Accounting Unit
ICPAK M/No. 11341

**State Department for Infrastructure
Annual Report and Financial Statements for the year ended 30th June 2022
11 (b) Summary Statement of Appropriation: Development for FY2021/22**


Revenue/Expense Item	Original Budget a	Adjustments b	Final Budget c=a+b	Actual on Comparable Basis d	Budget Utilisation Difference e=c-d	% of Utilisation f=d/c %
RECEIPTS						
Tax Receipts	8,000,000,000	-	8,000,000,000	-	8,000,000,000	0%
Proceeds from Domestic and Foreign Grants	3,250,100,000	993,000,000	2,257,100,000	368,147,700	1,888,952,300	16%
Exchequer releases	52,763,020,000	23,121,000,000	75,884,020,000	75,138,003,833	746,016,167	99%
Transfers from Other Government Entities	15,042,000,000	3,872,186,340	18,914,186,340	13,922,186,340	4,992,000,000	74%
Proceeds from Foreign Borrowings	58,978,587,987	7,500,200,000	51,478,387,987	38,442,712,852	13,035,675,135	75%
Total Receipts	138,033,707,987	18,499,986,340	156,533,694,327	127,871,050,725	28,662,643,602	82%
Payments						
Use of goods and services	3,504,000,000	(2,800,000,000)	704,000,000	536,154,261	167,845,739	76%
Transfers to Other Government Units	121,087,424,877	21,915,800,000	143,003,224,877	114,924,202,248	28,079,022,629	80%
Acquisition of Assets	13,442,283,110	(615,813,660)	12,826,469,450	12,412,797,339	413,672,111	97%
Grand Total	138,033,707,987	18,499,986,340	156,533,694,327	127,873,153,848	28,660,540,479	82%
Surplus/Deficit	-	-	-	(2,103,123)	2,103,123	


- (a) **Proceeds from Domestic and Foreign Grants:** The 16% under-utilization was as a result of delayed conclusion of Grant agreement for financing the Mombasa-Mariakani Highway Lot 2: Kwa Jomvu – Mariakani and Kitale-Morpus Road under European Investment Bank (EIB) resulting to delayed project commencement and expenditure.
- (b) **Transfers from other Government Units:** The 74% under-utilization was occasioned by non-receipt Exchequer funds from the National Treasury to fund ongoing road projects.

**State Department for Infrastructure
Annual Report and Financial Statements for the year ended 30th June 2022**

- (c) **Proceeds from foreign borrowings:** The under-utilization of 75% was occasioned by delays in the finalization of contract documents for the construction of roads under Horn of Africa Growth and Development Project (HoAGDP) implemented by Kenya National Highways Authority.
- (d) **Use of Goods and Services:** The under-utilization of 76% was because of constrained capacity building as a result of Covid-19 which restricted travel and consequently expenditure.
- (e) **Transfers to other Government Units:** The 80% under-utilization was occasioned by non-receipt Exchequer funds from the National Treasury to fund ongoing road projects.

The entity financial statements were approved on 28TH 10^g 2022 and signed by:


Prof. Arch. Paul M. Maringa, (PhD), CBS
Principal Secretary


Sophie Wakio Mwangashi
Head of Accounting Unit
ICPAK M/No. 11341

**State Department for Infrastructure
Annual Report and Financial Statements for the year ended 30th June 2022
11 (c) Budget Execution by Programmes and Sub-Programmes for FY2021/22**

Programme/Sub-programme	Final Budget		Indicators	Outcomes	Actual on comparable basis		Budget utilization difference
	2022	Kshs			2022	Kshs	
Road Transport	230,588,817,513				200,561,818,766	30,026,998,747	
Construction of Roads and Bridges	110,912,911,628		Construction of 2,038 Kilometres Construction of 30 Bridges	1,598 Kilometres Constructed 24 Bridges were constructed	92,636,072,299	18,276,839,329	
Rehabilitation of Roads	37,657,499,589		Rehabilitation of 85 km of roads	86.2 Km rehabilitated	31,437,316,289	6,220,183,300	
Maintenance and Design of Roads and Bridges	77,614,563,821		Periodic Maintenance of 574km of roads Routine maintenance of 46,079km Design of 1,958km of Roads	642 km of roads maintained under periodic Maintenance 40,986 km maintained under routine maintenance 1,603 km of Roads Designed			
	4,403,842,475		Design 30 Bridges Train 1,000 plant operators Train 700 contractors Train 2,200 technicians and artisans Undertake at least 4 researches Preparation of 4 M&E reports	24 no. of Bridges designed. 1,866 plant operators trained 1,097 contractors trained 2,454 technicians and artisans Trained 4 Researches undertaken 3 M&E Reports prepared	72,870,342,462	4,744,221,359	
General Administration, Planning and Support Services					3,618,087,716	785,124,759	
Total	230,588,817,513				200,561,818,766	30,026,998,747	

12. Notes to the Financial Statement

The principle accounting policies adopted in the preparation of these financial statements are set out below:

1. Statement of Compliance and Basis of Preparation

The financial statements have been prepared in accordance with Cash-basis International Public Sector Accounting Standards (IPSAS) as prescribed by the Public Sector Accounting Standards Board (PSASB) and set out in the accounting policy note below. This cash basis of accounting has been supplemented with accounting for; a) receivables that include imprests and salary advances and b) payables that include deposits and retentions.

The financial statements comply with and conform to the form of presentation prescribed by the PSASB. The accounting policies adopted have been consistently applied to all the years presented.

2. Reporting Entity

The financial statements are for the State Department for Infrastructure. The financial statements encompass the reporting entity as specified under Section 81 of the PFM Act 2012.

3. Reporting Currency

The financial statements are presented in Kenya Shillings (Kshs), which is the functional and reporting currency of the Government and all values are rounded to the nearest Kenya Shilling.

4. Significant Accounting Policies

The accounting policies set out in this section have been consistently applied by State Department for Infrastructure for all the years presented.

a) Recognition of Receipts

The State Department for Infrastructure recognises all receipts from the various sources when the event occurs, and the related cash has been received by the State Department for Infrastructure.

(i) Transfers from the Exchequer

Transfers from the exchequer are recognized in the books of accounts when cash is received. Cash is considered as received when payment instruction is issued to the bank and notified to the receiving entity.

(ii) External Assistance

External assistance is received through grants and loans from multilateral and bilateral development partners. Grants and loans shall be recognized in the books of accounts when cash is received. Cash is considered as received when a payment advice is received by the recipient entity or by the beneficiary. In case of grant/loan in kind, such grants are recorded upon receipt of the grant item and upon determination of the value. The date of the transaction is the value date indicated on the payment advice. A similar recognition criteria is applied for loans received in the form of a direct payment.

During the year ended 30th June 2022, there were no instances of non-compliance with terms and conditions which have resulted in cancellation of external assistance loans.

State Department for Infrastructure
Annual Report and Financial Statements for the year ended 30th June 2022
Significant Accounting Policies (Continued)

(iii) Other receipts

These include Appropriation-in-Aid and relates to receipts such as proceeds from disposal of assets and sale of tender documents. These are recognized in the financial statements the time associated cash is received.

b) Recognition of payments

The Entity recognises all payments when the event occurs, and the related cash has been paid out by the State Department for Infrastructure.

i) Compensation of Employees

Salaries and wages, allowances, statutory contribution for employees are recognized in the period when the compensation is paid.

ii) Use of Goods and Services

Goods and services are recognized as payments in the period when the goods/services are paid for. Such expenses, if not paid during the period where goods/services are consumed, shall be disclosed as pending bills.

iii) Interest on Borrowing

Borrowing costs that include interest are recognized as payment in the period in which they are paid for.

iv) Principal on borrowing

The repayment of principal amount of borrowing is recognized as payment in the period in which the repayment is made.

v) Acquisition of Fixed Assets

The payment on acquisition of property plant and equipment items is not capitalized. The cost of acquisition and proceeds from disposal of these items are treated as payments and receipts items respectively. Where an asset is acquired in a non-exchange transaction for nil or nominal consideration and the fair value of the asset can be reliably established, a contra transaction is recorded as receipt and as a payment.

A fixed asset register is maintained and a summary provided for purposes of consolidation. This summary is disclosed as an annexure 4 to the financial statements.

vi) In-kind contributions

In-kind contributions are donations that are made to the Entity in the form of actual goods and/or services rather than in money or cash terms. These donations may include vehicles, equipment or personnel services. Where the financial value received for in-kind contributions can be reliably determined, the State Department for Infrastructure includes such value in the statement of receipts and payments both as receipts and as payments in equal and opposite amounts; otherwise, the contribution is not recorded.

vii) Third Party Payments

Included in the receipts and payments, are payments made on its behalf to third parties in form of loans and grants. These payments do not constitute cash receipts and payments and are disclosed in the payment to third parties in the statement of receipts and payments as proceeds from foreign borrowings.

c) Cash and Cash Equivalents

Cash and cash equivalents comprise cash on hand and cash at bank, short-term deposits on call and highly liquid investments with an original maturity of three months or less, which are readily convertible to known amounts of cash and are subject to insignificant risk of changes in value. Bank account balances include amounts held at the Central Bank of Kenya and at various commercial banks at the end of the financial year.

A bank account register is maintained and a summary provided for purposes of consolidation.

Restriction on Cash

Restricted cash represents amounts that are limited/restricted from being used to settle a liability for at least twelve months after the reporting period. This cash is limited for direct use as required by stipulation.

Amounts maintained in deposit bank accounts are restricted for use in refunding third party deposits. As at 30th June 2022, this amounted to **Kshs.233,616,998** compared to **Kshs.208,979,604** in prior period as indicated on note 14. There were no other restrictions on cash during the year.

d) Imprests and advances

For the purposes of these financial statements, imprests and advances to authorised public officers and/or institutions which were not surrendered or accounted for at the end of the financial year are treated as receivables. This is in recognition of the government practice where the imprest payments are recognized as payments when fully accounted for by the imprest or Authority to Incur Expenditure (AIE) holders. This is an enhancement to the cash accounting policy. Other accounts receivables are disclosed in the financial statements.

e) Third party deposits and retention

For the purposes of these financial statements, deposits and retentions held on behalf of third parties have been recognized on an accrual basis (as accounts payables). This is in recognition of the government practice of retaining a portion of contracted services and works pending fulfilment of obligations by the contractor and to hold deposits on behalf of third parties. This is an enhancement to the cash accounting policy adopted for National Government Ministries and Agencies.

Other liabilities including pending bills are disclosed in the financial statements.

f) Pending Bills

Pending bills consist of unpaid liabilities at the end of the financial year arising from contracted goods or services during the year or in past years. As pending bills do not involve the payment of cash in the reporting period, they recorded as 'memorandum' or 'off-balance' items. When the pending bills are finally settled, such payments are included in the Statement of Receipts and Payments in the year in which the payments are made.

g) Budget

The budget is developed on a comparable accounting basis (cash basis except for imprest and deposits and retentions, which are accounted for on an accrual basis), the same accounts classification basis, and for the same period as the financial statements. The original budget was approved by Parliament in June 2021 for the period 1st July 2021 to 30th June 2022 as required by Law and there were 2 number of supplementary adjustments to the original budget during the year. A comparison of the actual performance against the comparable budget for the financial year under review has been included in the financial statements. Government Development Projects are budgeted for under the MDAs but receive budgeted funds as transfers and account for them separately. These transfers are recognised as inter-entity transfers.

h) Comparative Figures

Where necessary, comparative figures for the previous financial year have been amended or reconfigured to conform to the required changes in presentation.

i) Subsequent Events

There have been no events after the financial year end with a significant impact on the financial statements for the year ended 30th June 2022.

j) Prior Period Adjustment

During the year, errors that have been corrected are disclosed under note 16 explaining the nature and amounts.

k) Related Party Transactions

Related party means parties are related if one party has the ability to:

- a) Control the other party or
- b) Exercise significant influence over the other party in making financial and operational decisions, or if the related party entity and another entity are subject to common control.

Related party transaction is a transfer of resources or obligations between related parties regardless of whether a price is charged.

l) Contingent Liabilities

A contingent liability is:

- a) A possible obligation that arises from past events and whose existence will be confirmed only by the occurrence or non-occurrence of one or more uncertain future events not wholly within the control of the entity; or
- b) A present obligation that arises from past events but is not recognised because:
 - i) It is not probable that an outflow of resources embodying economic benefits or service potential will be required to settle the obligation; or
 - ii) The amount of the obligation cannot be measured with sufficient reliability.

Some of contingent liabilities may arise from: litigation in progress, guarantees, indemnities. Letters of comfort/ support, insurance, Public Private Partnerships, The State Department for Infrastructure does not recognize a contingent liability but discloses details of any contingencies in the notes to the financial statements unless the possibility of an outflow of resources embodying economic benefits or service potential is remote.

State Department for Infrastructure
Annual Report and Financial Statements for the year ended 30th June 2022

Notes to the Financial Statements

1 Tax Receipts

	2021-2022	2020-2021
	Kshs	Kshs
Taxes on Goods and Services	450,016,607	18,691,000,000
Total	450,016,607	18,691,000,000

2 Proceeds from Domestic and Foreign Grants

Name of Donor	Date received	Indicate whether it was a direct payment	2021-2022	2020-2021
			Kshs	Kshs
Grants received from Multilateral Donors (International Organizations)				
Various	2021-22	Direct Payments	368,147,700	567,206,929
Total			368,147,700	567,206,929

Note: This relate to Direct Payments to various contractors for different projects funded by donors such as European Union (EU) and KfW.

**State Department for Infrastructure
Annual Report and Financial Statements for the year ended 30th June 2022**

Notes to the Financial Statements (Continued)

3 Exchequer releases

Description	2021-2022	2020-2021
	Kshs	Kshs
Total Exchequer releases for quarter 1	21,800,203,982	14,319,912,598
Total Exchequer releases for quarter 2	10,060,300,006	4,643,637,736
Total Exchequer releases for quarter 3	18,516,050,354	2,150,602,380
Total Exchequer releases for quarter 4	26,107,791,911	45,063,865,529
Total	76,484,346,252	66,178,018,243

4 Transfers from other Government Entities

Description	2021-2022	2020-2021
	Kshs	Kshs
Transfers from Central government entities	83,789,512,195	70,852,365,917
Total	83,789,512,195	70,852,365,917

4a) Transfers from other Government entities

Description	Recurrent	Development	Total	2021/22
	Kshs	Kshs	Kshs	Kshs
Transfers from Central government entities				
Kenya Roads Board	69,867,325,855	13,922,186,340	83,789,512,195	70,852,365,917
TOTAL	69,867,325,855	13,922,186,340	83,789,512,195	70,852,365,917

Note: We have confirmed the above amounts with the disbursing entities and attached these confirmations as an Appendix to these financial statements.

State Department for Infrastructure
Annual Report and Financial Statements for the year ended 30th June 2022

Notes to the Financial Statements (Continued)

5 Proceeds from Foreign Borrowings

Description	2021-2022	2020-2021
	Kshs	Kshs
Foreign Borrowing – Drawdowns through Exchequer	3,720,000,000	12,848,083
Foreign Borrowing - Direct payments	34,722,712,853	30,264,157,285
Total	38,442,712,852	30,277,005,369

6 Other Receipts

Description	2021-2022	2020-2021
	Kshs	Kshs
Receipts from Administrative Fees and Charges - AIA	398,813,613	315,169,143
Paid to Exchequer	637,432,854	513,831,412
Total	1,036,246,467	829,000,555

7 Compensation to Employees

Description	2021-2022	2020-2021
	Kshs	Kshs
Basic salaries of permanent employees	812,922,428	775,099,481
Basic wages of temporary employees	16,800,000	35,013,127
Personal allowances paid as part of salary	324,749,515	304,821,177
Total	1,154,471,942	1,114,933,785

State Department for Infrastructure
Annual Report and Financial Statements for the year ended 30th June 2022

Notes to the Financial Statements (Continued)

8 Use of Goods and Services

Description	2021-2022	2020-2021
	Kshs	Kshs
Utilities, Supplies and Services	23,719,520	12,687,843
Communication, Supplies and Services	3,102,724	1,323,091
Domestic Travel and Subsistence, and Other Transportation Costs	9,914,409	4,293,718
Foreign Travel and Subsistence, and other transportation costs	1,171,220	280,200
Printing , Advertising and Information Supplies and Services	1,320,048	52,991
Training Expenses	366,717,384	618,437,070
Hospitality Supplies and Services	7,686,150	3,081,504
Insurance Costs	3,389,760	322,000
Specialised Materials and Services	31,014,184	30,450,594
Office and General Supplies and Services	10,612,527	8,549,917
Fuel Oil and Lubricants	2,638,296	1,312,696
Other Operating Expenses	107,664,940	15,774,169
Routine Maintenance - Vehicles	5,651,802	3,952,922
Routine Maintenance - Other Assets	97,991,301	9,659,699
Total	672,594,265	710,178,414

State Department for Infrastructure
Annual Report and Financial Statements for the year ended 30th June 2022

Notes to the Financial Statements (Continued)

9 Transfers to Other Government Entities

Description	2021-2022	2020-2021
	Kshs	Kshs
Transfers to National Government entities		
Capital grants to government agencies and other level of govt	71,375,775,316	65,419,914,498
Current grants to development projects	114,924,202,248	114,976,976,890
Total	186,299,977,564	180,396,891,388

9 b: Transfers to self – reporting entities in the year

The above transfers were made to the following self-reporting entities in the year:

Description	Recurrent	Development	Total	2021-2022
	Kshs	Kshs	Kshs	Kshs
Transfers to SAGAs and SCs				
KIHBT	300,000,000		300,000,000	300,000,000
Mechanical and Transport Fund	637,432,854		637,432,854	637,432,854
Kenya Wildlife	651,338,776	-	651,338,776	651,338,776
Engineers Board of Kenya	121,000,000	120,000,000	241,000,000	241,000,000
Kenya Urban Roads Authority	11,666,652,986	14,007,701,920	25,674,354,906	25,674,354,906
Kenya Rural Roads Authority	27,725,666,616	33,701,712,159	61,427,378,775	61,427,378,775
Kenya National Highway Authority	30,273,684,084	28,446,103,599	58,719,787,683	58,719,787,683
AIA Direct Payments	-	38,648,684,570	38,648,684,570	38,648,684,570
TOTAL	71,375,775,316	114,924,202,248	185,362,544,710	186,299,977,564

We have confirmed these amounts with the recipient entities and attached these confirmations as an Appendix to this financial statement.

State Department for Infrastructure
Annual Report and Financial Statements for the year ended 30th June 2022

Notes to the Financial Statements (Continued)

10 Social Security Benefits

	2021-2022	2020-2021
	Kshs	Kshs
Government pension and retirement benefits	1,756,389	81,844
Total	1,756,389	81,844

11 Acquisition of Assets

Non -Financial Assets	2021-2022	2020-2021
	Kshs	Kshs
Construction of Building	186,311,102	63,914,804
Refurbishment of Buildings	91,021,548	23,652,649
Construction of Roads	11,822,186,340	4,698,845,140
Construction and Civil Works	57,962,288	136,219,904
Purchase of Vehicles and Other Transport Equipment	33,750,000	12,482,724
Purchase of Office Furniture and General Equipment	1,595,500	133,800
Purchase of Specialised Plant, Equipment and Machinery	49,263,118	34,938,833
Rehabilitation and Renovation of Plant, Machinery and Equipment	12,273,700	7,196,482
Research, Feasibility Studies, Project Preparation and Design, Project Supervision	178,655,012	103,216,211
Total	12,433,018,607	5,080,600,547

State Department for Infrastructure
Annual Report and Financial Statements for the year ended 30th June 2022

Notes to the Financial Statements (Continued)

12 Cash and Bank Accounts

12A: Bank Accounts

Name of Bank, Account No. & currency	Amount in bank account currency	Indicate whether recurrent, Development, deposit etc.	Exc rate (if in foreign currency)	2021-2022	2020-2021
				Kshs	Kshs
Central Bank of Kenya, 1000209844	KShs	Development	1	4,302,310	5,474,618
Central Bank of Kenya, 1000209925	KShs	Recurrent	1	2,258,896	80,466,320
Central Bank of Kenya, 1000212535	KShs	Deposit	1	233,616,998	208,979,004
Total				240,178,204	294,920,542

12B: Cash on hand

Description	2021-2022	2020-2021
	Kshs	Kshs
Cash in hand – Held in domestic currency	40,441	-
Total	40,441	-

Detailed Cash is as follows:

Description	2021-2022	2020-2021
	Kshs	Kshs
Location 1	40,441	-
Total	40,441	-

State Department for Infrastructure
Annual Report and Financial Statements for the year ended 30th June 2022

Notes to the Financial Statements (Continued)

13 : Imprests and Advances

<i>Description</i>	2021-2022	2020-2021
	Kshs	Kshs
Government Imprests	3,441,924	-
Salary advances	81,991	249,883
District suspense	332,054	5,870,210
Total	3,855,969	6,120,093

<i>Name of Officer or Institution</i>	<i>Date Imprest Taken</i>	<i>Amount Taken</i>	<i>Amount Surrendered</i>	<i>Balance</i>
		Kshs	Kshs	Kshs
Francis Gitau	05/Jan/2022	1,720,961.85	-	1,720,961.85
James Kungu Mwathi	05/Jan/2022	1,720,961.85	-	1,720,961.85
Total				3,441,923.70

14 Third party deposits and retention

<i>Description</i>	2021-2022	2020-2021
	Kshs	Kshs
Retention	-	-
Deposits	233,616,998	208,979,604
Total	233,616,998	208,979,604

State Department for Infrastructure
Annual Report and Financial Statements for the year ended 30th June 2022

Notes to the Financial Statements (Continued)

15 . Fund Balance Brought Forward

Description	2021-2022	2020-2021
	Kshs	Kshs
Bank Accounts	294,920,542	260,719,095
Cash in hand	-	-
Accounts Receivables	6,120,093	26,955,854
Accounts Payables	(208,979,604)	(196,082,536)
Total	92,061,032	91,592,413

16 Prior Year Adjustments

	Balance b/f FY 2020/2021 as per audited financial statements	Adjustments during the year relating to prior periods	Adjusted ** Balance c/f FY 2020/2021
Description of the error	Kshs	Kshs	Kshs
Bank account Balances	294,920,542	(85,940,939)	208,979,604
Receivables	6,120,093	(4,825,784)	1,294,309
Accounts Payables	(208,979,604)		(208,979,604)
	92,061,032	(90,766,722)	1,294,309

**State Department for Infrastructure
Annual Report and Financial Statements for the year ended 30th June 2022**

Notes to the Financial Statements (Continued)

17 (Increase)/ Decrease in Advances and Imprests

Description	2021-2022	2020-2021
	Kshs	Kshs
Receivables As At 1 st July (A)	6,120,094	26,955,854
Receivables As At 30 th June (B)	3,855,969	6,120,094
(Increase)/ Decrease in Receivables (C=(B-A))	2,264,124	20,835,760

18 Increase/ (Decrease) in Retention and Third-Party Deposits

Description	2021-2022	2020-2021
	Kshs	Kshs
Payables As At 1 st July	208,979,604	196,082,536
Payables As At 30 th June	233,616,998	208,979,604
Increase/ (Decrease) In Payables	24,637,395	12,897,068

19 Related Party Disclosures

Related party disclosure is encouraged under non-mandatory section of the Cash Basis IPSAS.

The following comprise of related parties to the State Department for Infrastructure.

Key management personnel that include the Cabinet Secretaries and Accounting Officers

- i) Other Ministries Departments and Agencies and Development Projects;
- ii) County Governments; and
- iii) State Corporations and Semi-Autonomous Government Agencies.

State Department for Infrastructure
Annual Report and Financial Statements for the year ended 30th June 2022

Notes to the Financial Statements (Continued)

20 Other Important Disclosures

20.1 Related party transactions:

Description	2021-2022	2020-2021
	Kshs	Kshs
Key Management Compensation	34,930,896	41,575,776
Transfers to Related Parties		
Transfers to SCs and SAGAs	186,299,977,564	180,103,378,413
Total Transfers to Related Parties	186,299,977,564	180,103,378,413
Transfers from Related Parties		
Transfers from the Exchequer	76,484,346,252	66,178,018,243
Transfers from other MDAs	83,789,512,195	70,852,365,917
Total Transfers from Related Parties	160,273,858,447	137,030,384,160

20.2: Pending Accounts Payable

The State Department did not have pending bills as of the end of the Financial Year 2021/2022.

20.3 External Assistance

	FY 2021/2022	FY 2020/2021
Description	Kshs	Kshs
External Assistance received as Loans and Grants	128,530,882	96,806,751
External Assistance received In Kind- as payment by Third Parties	33,750,000	134,732,860
Total	162,280,882	231,539,611

**State Department for Infrastructure
Annual Report and Financial Statements for the year ended 30th June 2022**

Notes to the Financial Statements (Continued)

a) External assistance relating loans and grants

	FY 2021/2022	FY 2020/2021
Description	Kshs	Kshs
External Assistance received as Loans	162,280,882	231,539,611
Total	162,280,882	231,539,611

b) Undrawn external assistance

	Purpose for which the undrawn external assistance may be used	FY 2021/2022	FY 2020/2021
Description		Kshs	Kshs
Loans		6,521,984,595	5,258,766,854
Total		6,521,984,595	5,258,766,854

c) Classes of providers of external assistance

	FY 2021/2022	FY 2020/2021
Description	Kshs	Kshs
International Assistance Organization	6,521,984,595	5,258,766,854
Total	6,521,984,595	5,258,766,854

**State Department for Infrastructure
Annual Report and Financial Statements for the year ended 30th June 2022
Notes to the Financial Statements (Continued)**

20.4 Progress on follow up of Prior Years Auditor-General's recommendations

The following is the summary of issues raised by the Auditor-General during the prior year and management comments that were provided.

Reference No. on the external audit Report	Issue / Observations from Auditor	Management comments	Status:	Timeframe:
		The State Department received an Unqualified Audit Report for the Financial Year 2020/2021		

Guidance Notes:

- (i) Use the same reference numbers as contained in the external audit report.
- (ii) Obtain the "Issue/Observation" and "management comments", required above, from final external audit report that is signed by Management.
- (iii) Before approving the report, discuss the timeframe with the appointed focal persons within your entity responsible for implementation of each issue.
- (iv) Indicate the status of "Resolved" or "Not Resolved" by the date of submitting this report to National Treasury.

Principal Secretary


Head of Accounting Unit

**State Department for Infrastructure
Annual Report and Financial Statements for the year ended 30th June 2022**

21 Annexes

Annex 1 - Annex 1 - Analysis of Pending Accounts Payable

None

Annex 2 - Analysis of Pending Staff Payables

None

Annex 3 - Analysis of Other Pending Payables

None

Annex 4 - Summary of Fixed Asset Register

Asset class	Historical Cost b/f (Kshs) 2020/2021	Additions during the year (Kshs)	Disposals during the year (Kshs)	Historical Cost c/f (Kshs) 2021/22
Buildings and structures	23,914,570,379	12,099,518,989	-	36,014,089,368
Office equipment, furniture and fittings	2,030,195	1,595,500	-	3,625,695
Other Machinery and Equipment	175,384,079	331,904,118		507,288,197
Total	24,091,984,653	12,433,018,607	-	36,525,003,260

State Department for Infrastructure
Annual Report and Financial Statements for the year ended 30th June 2022

Annex 5 – List of Projects implemented by the State Department for Infrastructure

Ref	Project Name	Principal activity of the project	Accounting Officer	Project consolidated in these financial statements(yes/no)
1	Eastern Africa Regional Transport, Trade and Development Facilitation Project (EARTTDFP)	The key objective of the project is to strengthen institutional capacities in all implementing entities and complementary institutions involved within the project.	Principal Secretary, State Department for Infrastructure	No
	Horn of Africa Gateway Development Project (HoAGDP)	The key objective of the project is to strengthen institutional capacities in all implementing entities and complementary institutions involved within the project.	Principal Secretary, State Department for Infrastructure	No
2	East Africa Skills For Transformation and Regional Integration Project (EASTRIP)	The key objective of the project is to increase the access and improve the quality of TVET programs in selected regional flagship TVET institutes to support regional integration in East Africa.	Principal Secretary, State Department for Infrastructure	No

**State Department for Infrastructure
Annual Report and Financial Statements for the year ended 30th June 2022**

Annex 6 – List of SCs, Sagas and Public Funds Under (Insert Entity's Name)

Ref	SC, SAGA or Public Fund's name	Principal activity of entity	Accounting Officer	Amount transferred during the year	Inter- entity reconciliations done?(yes/no)
1	Kenya National Highways Authority	Construction & maintenance of highways	Eng. Kung'u Ndung'u	58,719,787,683	Yes
2	Kenya Urban Roads Authority	Construction and maintenance of urban roads	Eng. Silas Kinoti	25,674,354,906	Yes
3	Kenya Rural Roads Authority	Construction and maintenance of rural roads	Eng. Philemon Kandie	61,427,378,775	Yes
4	Engineers Board of Kenya	Regulating standards in the engineering profession and building capacity for individual engineers and engineering firms	Eng. Nicholas M. Musuni	241,000,000	Yes
5	Kenya Wildlife Services	Conserves and Manages Kenya's wildlife for the Kenyan people and the world	Brig. (Rtd) John M. Waweru	651,338,776	Yes

**State Department for Infrastructure
Annual Report and Financial Statements for the year ended 30th June 2022**

Annex 7 – Contingent Liabilities Register

The State Department Does not have any Contingent Liabilities

Annex 8: Reporting of Climate Relevant Expenditures

The State Department does not have any Relevant Expenditure relating to Climate

Annex 9: Disaster Expenditure Reporting Template

The State Department does not have any Relevant Expenditure relating to Disaster Expenditure

**State Department for Infrastructure
Annual Report and Financial Statements for the year ended 30th June 2022**

Annex 10 - Reports Generated from IFMIS

The following financial reports generated from IFMIS should be attached as appendices to these financial statements.

- i. GOK IFMIS Comparison Trial Balance
- ii. FO30 (Bank reconciliations) for all bank accounts
- iii. GOK IFMIS Receipts and Payments Statement
- iv. GOK IFMIS Statement of Financial Position
- v. GOK IFMIS Statement of Cash Flows
- vi. GOK IFMIS Notes to the Financial Statements
- vii. GOK IFMIS Statement of Budget Execution
- viii. GOK IFMIS Statement of Deposits
- ix. GOK IFMIS Budget Execution by Programme and Economic Classification
- x. GOK IFMIS Budget Execution by Heads and Programmes
- xi. GOK IFMIS Budget Execution by Programmes and Sub-programmes



Trial Balance Comparison Report

Entity: 1091-State Department for Infrastructure

Current Period: JUL-21 To JUN-22

Compare With: JUL-20 To ADJ2-21

Account No and Description	Current Period		Previous period	
	Debit Balance Kshs	Credit Balance Kshs	Debit Balance Kshs	Credit Balance Kshs
1140703 Petroleum Development Levy (PDL)	0.00	0.00	0.00	18,141,000,000.00
1140705 Road Maintenance Fund	0.00	450,016,607.00	0.00	550,000,000.00
1140700 Taxes on Goods and Services Collected as AIA	0.00	450,016,607.00	0.00	18,691,000,000.00
1140000 Taxes on Goods and Services	0.00	450,016,607.00	0.00	18,691,000,000.00
1160201 Training Levy on Hotels and Institutions	0.00	0.00	0.00	0.00
1160200 Taxes Not Elsewhere Classified Collected as AIA	0.00	0.00	0.00	0.00
1160000 Other Taxes (not elsewhere classified)	0.00	0.00	0.00	0.00
1310299 Grants from Foreign Govts. - Direct Payments treated as AIA	0.00	0.00	0.00	0.00
1310200 Grants from Foreign Govts. - Direct Payments treated as AIA	0.00	0.00	0.00	0.00
1310000 Grants from Foreign Governments	0.00	0.00	0.00	0.00
1320202 Capital Grants from International Organizations	0.00	368,147,699.60	0.00	567,206,928.95
1320299 Grants from International Orgn	0.00	0.00	0.00	0.00
1320200 Grants from International Organizations - Direct Payments AIA	0.00	368,147,699.60	0.00	567,206,928.95
1320000 Grants from International Organisations	0.00	368,147,699.60	0.00	567,206,928.95
1330401 Funds Management Fees Received by Ministry of Finance from Local Authorities Transfer Fund	0.00	0.00	0.00	0.00
1330402 Funds Received by Ministry of Roads and Public Works from Road Maintenance Levy Fund	0.00	83,789,512,195.00	0.00	70,852,365,917.00
1330400 Grants to other General Govt units from General Govt units	0.00	83,789,512,195.00	0.00	70,852,365,917.00
1330000 Grants from other levels of Governments	0.00	83,789,512,195.00	0.00	70,852,365,917.00
1420310 Examination and Tuition Fees	0.00	300,000,000.00	0.00	215,663,628.00
1420341 Agency Fees	0.00	98,813,612.55	0.00	99,523,515.00
1420342 Training Levy	0.00	0.00	18,000.00	0.00
1420300 Administrative Fees and Charges collected as AIA	0.00	398,813,612.55	18,000.00	315,187,143.00
1420000 Sales of Goods and Services	0.00	398,813,612.55	18,000.00	315,187,143.00
1450101 Sundry Revenue	0.00	637,432,854.00	0.00	513,831,412.00
1450100 Paid to Exchequer	0.00	637,432,854.00	0.00	513,831,412.00
1450000 Other Receipts Not Elsewhere Classified	0.00	637,432,854.00	0.00	513,831,412.00
190102 Realized Gain/Loss	0.00	0.00	0.00	0.00
1990100 System Required Revenue A/cs	0.00	0.00	0.00	0.00
1990000 System Required Revenue	0.00	0.00	0.00	0.00
2110101 Basic Salaries - Civil Service	812,922,427.55	0.00	775,099,480.80	0.00
2110100 Basic Salaries - Permanent Employees	812,922,427.55	0.00	775,099,480.80	0.00
2110202 Casual Labour - Others	16,800,000.00	0.00	35,013,127.00	0.00
2110200 Basic Wages - Temporary Employees	16,800,000.00	0.00	35,013,127.00	0.00
2110301 House Allowance	201,792,262.50	0.00	185,743,882.25	0.00
2110307 Hardship Allowance	8,947,999.95	0.00	10,817,017.05	0.00
2110309 Special Duty Allowance	7,366,944.50	0.00	6,076,048.50	0.00
2110311 Transfer Allowance	2,250,000.00	0.00	4,107,404.25	0.00
2110312 Responsibility Allowance	1,682,500.00	0.00	2,000,000.00	0.00
2110313 Entertainment Allowance	3,137,500.00	0.00	1,509,200.00	0.00
2110314 Transport Allowance	87,648,192.15	0.00	80,637,035.15	0.00
2110315 Extreneous Allowance	2,500,000.00	0.00	3,023,860.10	0.00
2110317 Domestic Servant Allowance	894,500.00	0.00	561,600.00	0.00
2110318 n Practising Allowance	1,292,970.00	0.00	281,000.00	0.00
2110320 Leave Allowance	7,236,645.50	0.00	64,130.00	0.00
2110336 Car.Purchase Allowance	0.00	0.00	10,000,000.00	0.00
2110300 Personal Allowances paid as part of Salary	324,749,514.60	0.00	304,821,177.30	0.00
2110403 Refund of Medical Expenses - Ex-Gratia	0.00	0.00	0.00	0.00

Account No and Description	Current Period		Previous period	
	Debit Balance	Credit Balance	Debit Balance	Credit Balance
2110400 Personal Allowances paid as Reimbursements	0.00	0.00	0.00	0.00
2110000 Wages and Salary Contributions	1,154,471,942.15	0.00	1,114,933,785.10	0.00
2210101 Electricity	18,146,631.30	0.00	8,353,921.50	0.00
2210102 Water and Sewerage Charges	5,572,888.95	0.00	4,333,921.60	0.00
2210100 Utilities, Supplies and Services	23,719,520.25	0.00	12,687,843.10	0.00
2210201 Telephone, Telex, Facsimile and Mobile Phone Services	2,707,265.05	0.00	1,123,090.60	0.00
2210202 Internet Connections	175,980.00	0.00	200,000.00	0.00
2210203 Courier & Postal Services	219,479.00	0.00	0.00	0.00
2210200 Communication, Supplies and Services	3,102,724.05	0.00	1,323,090.60	0.00
2210301 Travel Costs (airlines, bus, railway, mileage allowances, etc.)	1,508,862.25	0.00	1,221,862.00	0.00
2210302 Accommodation - Domestic Travel	3,626,645.75	0.00	1,352,442.00	0.00
2210303 Daily Subsistence Allowance	4,778,901.00	0.00	1,719,414.00	0.00
2210307 Passage & Transfer Expenses	0.00	0.00	0.00	0.00
2210300 Domestic Travel and Subsistence, and Other Transportation Costs	9,914,409.00	0.00	4,293,718.00	0.00
2210401 Travel Costs (airlines, bus, railway, etc.)	300,920.00	0.00	89,800.00	0.00
2210402 Accommodation	300,000.00	0.00	132,400.00	0.00
2210403 Daily Subsistence Allowance	570,300.00	0.00	58,000.00	0.00
2210400 Foreign Travel and Subsistence, and other transportation costs	1,171,220.00	0.00	280,200.00	0.00
10502 Publishing & Printing Services	1,313,959.00	0.00	0.00	0.00
10503 Subscriptions to Newspapers, Magazines and Periodicals	6,088.75	0.00	2,991.00	0.00
2210505 Trade Shows and Exhibitions	0.00	0.00	50,000.00	0.00
2210500 Printing, Advertising and Information Supplies and Services	1,320,047.75	0.00	52,991.00	0.00
2210701 Travel Allowance	0.00	0.00	35,700.00	0.00
2210704 Hire of Training Facilities and Equipment	0.00	0.00	0.00	0.00
2210707 Project Allowance	0.00	0.00	0.00	0.00
2210710 Accommodation Allowance	156,096,576.55	0.00	31,707,726.65	0.00
2210711 Tuition Fees Allowance	210,620,807.65	0.00	586,693,643.55	0.00
2210716 Human Resource Reforms	0.00	0.00	0.00	0.00
2210700 Training Expenses	366,717,384.20	0.00	618,437,070.20	0.00
2210801 Catering Services (receptions), Accommodation, Gifts, Food and Drinks	4,400,608.00	0.00	1,266,304.00	0.00
2210802 Boards, Committees, Conferences and Seminars	2,666,542.00	0.00	1,476,200.00	0.00
2210803 State Hospitality Costs	0.00	0.00	0.00	0.00
2210808 Purchase of Coffins	619,000.00	0.00	339,000.00	0.00
2210800 Hospitality Supplies and Services	7,686,150.00	0.00	3,081,504.00	0.00
2210901 Group Personal Insurance	928,800.00	0.00	0.00	0.00
2210903 Plant, Equipment and Machinery Insurance	2,460,960.00	0.00	322,000.00	0.00
2210900 Insurance Costs	3,389,760.00	0.00	322,000.00	0.00
2211006 Purchase of Workshop Tools, Spares and Small Equipment	549,791.00	0.00	569,031.50	0.00
211008 Laboratory Materials, Supplies and small Equipment	24,295,895.00	0.00	25,194,327.00	0.00
2211009 Education and Library Supplies	452,248.00	0.00	466,249.50	0.00
2211011 Purchase/Production of Photographic and Audio-Visual Materials	30,000.00	0.00	0.00	0.00
2211015 Foods and Rations	2,863,250.00	0.00	2,597,194.00	0.00
2211016 Purchase of Uniforms and Clothing - Staff	2,623,000.00	0.00	1,623,792.00	0.00
2211000 Specialised Materials and Supplies	31,014,184.00	0.00	30,450,594.00	0.00
2211101 General Office Supplies (papers, pencils, forms, small office equipment etc)	9,274,473.00	0.00	7,160,769.00	0.00
2211102 Supplies and Accessories for Computers and Printers	1,126,728.00	0.00	1,287,176.80	0.00
2211103 Sanitary and Cleaning Materials, Supplies and Services	211,326.00	0.00	101,971.00	0.00
2211100 Office and General Supplies and Services	10,612,527.00	0.00	8,549,916.80	0.00
2211201 Refined Fuels and Lubricants for Transport	2,561,578.05	0.00	1,286,314.00	0.00
2211202 Refined Fuels and Lubricants for Production	4,861.00	0.00	2,430.00	0.00
2211203 Refined Fuels and Lubricants -- Other	9,650.00	0.00	3,217.00	0.00
2211204 Other Fuels (wood, charcoal, cooking gas etc?)	62,207.00	0.00	20,735.00	0.00
2211200 Fuel Oil and Lubricants	2,638,296.05	0.00	1,312,696.00	0.00

Account No and Description	Current Period		Previous period	
	Debit Balance	Credit Balance	Debit Balance	Credit Balance
2211305 Contracted Guards and Cleaning Services	22,392,669.05	0.00	13,783,758.95	0.00
2211306 Membership Fees, Dues and Subscriptions to Professional and Trade Bodies	314,800.00	0.00	211,650.00	0.00
2211308 Legal Dues/fees, Arbitration and Compensation Payments	342,150.50	0.00	57,832.00	0.00
2211310 Contracted Professional Services	446,400.00	0.00	546,778.00	0.00
2211311 Contracted Technical Services	0.00	0.00	0.00	0.00
2211322 Binding of Records	1,168,920.00	0.00	1,174,150.00	0.00
2211327 Payment of Duty	83,000,000.00	0.00	0.00	0.00
2211300 Other Operating Expenses	107,664,939.55	0.00	15,774,168.95	0.00
2210000 Goods and Services	568,951,161.85	0.00	696,565,792.65	0.00
2220101 Maintenance Expenses - Motor Vehicles	5,651,801.55	0.00	3,952,922.00	0.00
2220100 Routine Maintenance - Vehicles	5,651,801.55	0.00	3,952,922.00	0.00
2220201 Maintenance of Plant, Machinery and Equipment (including lifts)	4,320,059.00	0.00	1,587,824.95	0.00
2220202 Maintenance of Office Furniture and Equipment	4,648,403.00	0.00	2,132,609.30	0.00
2220204 Maintenance of Buildings -- Residential	17,008,463.70	0.00	0.00	0.00
2220205 Maintenance of Buildings and Stations -- Non-Residential	1,113,236.00	0.00	942,543.00	0.00
2220206 Maintenance of Civil Works	69,464,363.20	0.00	4,190,015.50	0.00
2220207 Maintenance of Roads, Ports and Ties	0.00	0.00	0.00	0.00
2220210 Maintenance of Computers, Software, and Networks	1,436,776.00	0.00	806,706.55	0.00
2220200 Routine Maintenance - Other Assets	97,991,300.90	0.00	9,659,699.30	0.00
2220000 Routine Maintenance	103,643,102.45	0.00	13,612,621.30	0.00
2630101 Current Grants to Semi-Autonomous Government Agencies	70,738,342,462.00	0.00	64,906,184,386.00	0.00
2630176 Mechanical and Transport Fund	637,432,854.00	0.00	513,730,112.00	0.00
2630178 Engineers Registration Board	0.00	0.00	0.00	0.00
2630100 Current Grants to Government Agencies and other Levels of Government	71,375,775,316.00	0.00	65,419,914,498.00	0.00
2630201 Capital Grants to Semi-Autonomous Government Agencies	114,924,202,248.00	0.00	114,976,976,889.55	0.00
2630200 Capital Grants to Government Agencies and other Levels of Government	114,924,202,248.00	0.00	114,976,976,889.55	0.00
2630000 Grants & Transfer To Other Govt. Units	186,299,977,564.00	0.00	180,396,891,387.55	0.00
2710102 Gratuity - Civil Servants	1,756,388.55	0.00	81,843.70	0.00
2710105 Gratuity - Ministers	0.00	0.00	0.00	0.00
2710100 Government Pension and Retirement Benefits	1,756,388.55	0.00	81,843.70	0.00
2710000 Social Security Benefits	1,756,388.55	0.00	81,843.70	0.00
3110201 Residential Buildings (including hostels)	23,383,373.00	0.00	0.00	0.00
3110202 Non-Residential Buildings (offices, schools, hospitals, etc..)	125,909,194.60	0.00	63,914,804.25	0.00
3110299 Construction of Buildings - Ot	37,018,534.00	0.00	0.00	0.00
10200 Construction of Building	186,311,101.60	0.00	63,914,804.25	0.00
10301 Refurbishment of Residential Buildings	10,000,000.00	0.00	0.00	0.00
3110302 Refurbishment of Non-Residential Buildings	81,021,547.80	0.00	23,652,648.90	0.00
3110300 Refurbishment of Buildings	91,021,547.80	0.00	23,652,648.90	0.00
3110402 Access Roads	11,822,186,340.00	0.00	4,698,845,140.00	0.00
3110499 Construction of Roads - Other	0.00	0.00	0.00	0.00
3110400 Construction of Roads	11,822,186,340.00	0.00	4,698,845,140.00	0.00
3110504 Other Infrastructure and Civil Works	57,962,288.00	0.00	136,219,904.10	0.00
3110500 Construction and Civil Works	57,962,288.00	0.00	136,219,904.10	0.00
3110701 Purchase of Motor Vehicles	33,750,000.00	0.00	0.00	0.00
3110705 Purchase of Trucks and Trailers	0.00	0.00	12,482,724.00	0.00
3110700 Purchase of Vehicles and Other Transport Equipment	33,750,000.00	0.00	12,482,724.00	0.00
3111001 Purchase of Office Furniture and Fittings	411,500.00	0.00	133,800.00	0.00
3111002 Purchase of Computers, Printers and other IT Equipment	1,184,000.00	0.00	0.00	0.00
3111000 Purchase of Office Furniture and General Equipment	1,595,500.00	0.00	133,800.00	0.00
3111107 Purchase of Laboratory Equipment	41,263,118.00	0.00	34,938,833.00	0.00
3111109 Purchase of Educational Aids and Related Equipment	0.00	0.00	0.00	0.00

Account No and Description	Current Period		Previous period	
	Debit Balance	Credit Balance	Debit Balance	Credit Balance
3111111 Purchase of ICT Networking and Communication Equipment	0.00	0.00	0.00	0.00
3111112 Purchase of Software	0.00	0.00	0.00	0.00
3111116 Purchase of Graders	0.00	0.00	0.00	0.00
3111119 Purchase of Lifts	0.00	0.00	0.00	0.00
3111120 Purch. of Specialised Plant. -	8,000,000.00	0.00	0.00	0.00
3111100 Purchase of Specialised Plant, Equipment and Machinery	49,263,118.00	0.00	34,938,833.00	0.00
3111201 Overhaul of Plant, Machinery and Equipment	12,273,700.00	0.00	7,196,482.00	0.00
3111200 Rehabilitation and Renovation of Plant, Machinery and Equipment	12,273,700.00	0.00	7,196,482.00	0.00
3111401 Pre-feasibility, Feasibility and Appraisal Studies	178,655,011.75	0.00	93,216,211.15	0.00
3111499 Research, Feasibility Studies	0.00	0.00	10,000,000.00	0.00
3111400 Research, Feasibility Studies, Project Preparation and Design, Project Supervision	178,655,011.75	0.00	103,216,211.15	0.00
3111504 Other Infrastructure and Civil Works	0.00	0.00	0.00	0.00
3111500 Rehabilitation of Civil Works	0.00	0.00	0.00	0.00
3110000 Acquisition of Fixed Capital Assets	12,433,018,607.15	0.00	5,080,600,547.40	0.00
5120102 Borrowing from International Organizations	0.00	3,719,999,999.90	0.00	12,848,083.40
5120100 Foreign Borrowings - Drawdowns through Exchequer	0.00	3,719,999,999.90	0.00	12,848,083.40
5120201 Borrowing from Foreign Governments	0.00	0.00	0.00	47,943,973.45
5120202 Borrowing from International Organizations	0.00	34,722,712,852.55	0.00	30,216,213,311.75
5120200 Foreign Borrowing-Direct Payments	0.00	34,722,712,852.55	0.00	30,264,157,285.20
5120000 Currency and Deposits, Accounts Payable, Clearing Transfers and Other Liabilities	0.00	38,442,712,852.45	0.00	30,277,005,368.60
6510266 Kenya Transport Sector Support Project(Bank)	0.00	0.00	0.00	0.00
6510269 Kenya Transport Sector Support Project(exp)	0.00	0.00	0.00	0.00
6510200 01-010-E418-UNICEF PROGRAMME-M	0.00	0.00	0.00	0.00
6510000 Special Accounts	0.00	0.00	0.00	0.00
6520102 Treasury Single Account (TSA)	0.00	0.00	0.00	0.00
6520100 Treasury Bank Accounts	0.00	0.00	0.00	0.00
6520000 Treasury Bank Accounts (Exchequer and CRF Accounts)	0.00	0.00	0.00	0.00
6530101 Ministry HQ Recurrent Bank A/C	2,258,896.00	0.00	80,466,320.40	0.00
6530111 District - Recurrent Bank A/c	0.00	0.00	0.00	0.00
6530100 Recurrent Bank Accounts	2,258,896.00	0.00	80,466,320.40	0.00
6530000 Recurrent Bank Accounts	2,258,896.00	0.00	80,466,320.40	0.00
6540101 Ministry HQ Development Bank A	4,302,310.00	0.00	5,474,618.20	0.00
6540111 District - Development Bank Ac	0.00	0.00	0.00	0.00
6540100 Development Bank Accounts	4,302,310.00	0.00	5,474,618.20	0.00
6541123 East Africa Regional Transport, Trade and development facilitation project	0.00	78,665,444.20	0.00	64,495,455.15
6541124 Equalization Fund	0.00	0.00	0.00	0.00
6541136 Horn of Africa Gateway Development Project-bank	0.00	0.00	0.00	0.00
6541137 Horn of Africa Gateway Development Project-Exp	0.00	0.00	0.00	0.00
6541141 Horn of Africa Gateway Development Project-Exp	0.00	0.00	0.00	0.00
6541100	0.00	78,665,444.20	0.00	64,495,455.15
6540000 Development Bank Accounts	4,302,310.00	78,665,444.20	5,474,618.20	64,495,455.15
6550101 Ministry HQ Deposit Bank A/C	233,616,998.00	0.00	208,979,603.80	0.00
6550115 Eastern Africa Regional Transport, Trade and Development Facilitation Project(Bank)	45,606,147.45	0.00	50,065,126.10	0.00
6550138 Eastern Africa Regional Transport, Trade and Development Facilitation Project(Exp)	4,501,680.40	0.00	0.00	0.00
6550100 Deposit Bank Accounts	283,724,825.85	0.00	259,044,729.90	0.00
6550000 Deposit Bank Account	283,724,825.85	0.00	259,044,729.90	0.00
6580101 Cash	40,441.00	0.00	0.00	0.00
6580104 Cash in Transit	0.00	0.00	0.00	0.00
6580100 Cash in Hand	40,441.00	0.00	0.00	0.00
6580000 Cash in Hand	40,441.00	0.00	0.00	0.00
6590204 The Roads Annuity Fund	0.00	0.00	0.00	0.00
6590200 Foreign Cash Holdings	0.00	0.00	0.00	0.00
6590000 Foreign Currency and Foreign D	0.00	0.00	0.00	0.00
6710102 Salary Paid in Advance	0.00	0.00	0.00	0.00

Account No and Description	Current Period		Previous period	
	Debit Balance	Credit Balance	Debit Balance	Credit Balance
6710103 Salary advance	81,990.75	0.00	249,882.50	0.00
6710100 Debtors & Advances - Employees	81,990.75	0.00	249,882.50	0.00
6710000 Domestic Debtors & Advances	81,990.75	0.00	249,882.50	0.00
6720101 Advances - Govt. Organisations	0.00	0.00	0.00	0.00
6720100 Debtors & Advances - Government	0.00	0.00	0.00	0.00
6720000 Debtors & Advances - Govt Owne	0.00	0.00	0.00	0.00
6740101 Prepayment	0.00	0.00	0.00	0.00
6740102 R/D Cheques	0.00	0.00	0.00	0.00
6740103 Loss of Cash	0.00	0.00	0.00	0.00
6740100 Other Debtors & Pre-payments	0.00	0.00	0.00	0.00
6740000 Other Debtors & Pre-payments	0.00	0.00	0.00	0.00
6760101 Standing Imprests	0.00	0.00	0.00	0.00
6760102 Special Imprests	0.00	0.00	0.00	0.00
6760103 Temporary Imprests	3,441,924.00	0.00	0.00	0.00
6760100 Imprests	3,441,924.00	0.00	0.00	0.00
6760000 Government Imprests	3,441,924.00	0.00	0.00	0.00
6770101 Inter-Ministerial Agency A/C	0.00	0.00	0.00	0.00
6770100 Ministerial Agency Accounts	0.00	0.00	0.00	0.00
6770000 Agency Accounts	0.00	0.00	0.00	0.00
6780101 General Suspense A/C	0.00	0.00	0.00	0.00
6780103 District Suspense A/c	332,054.00	0.00	5,870,210.40	0.00
6780100 Suspense & Clearance Account	332,054.00	0.00	5,870,210.40	0.00
6780000 Suspense & Clearance Account	332,054.00	0.00	5,870,210.40	0.00
6790102 Receiving Inventory A/C	0.00	0.00	0.00	0.00
6790100 Other Current System A/cs	0.00	0.00	0.00	0.00
6790000 Other Current Assets (System r	0.00	0.00	0.00	0.00
7301011 General Deposits	0.00	45,211,377.60	0.00	19,188,799.50
7310107 10% Retention Money	0.00	188,405,620.40	0.00	189,790,804.00
7310113 Students Welfare	0.00	0.00	0.00	0.00
7310115 Caution Money	0.00	0.00	0.00	0.00
7310100 General Deposits Items	0.00	233,616,998.00	0.00	208,979,603.50
7310000 Deposits	0.00	233,616,998.00	0.00	208,979,603.50
7320001 PAYE	0.00	0.00	0.00	0.00
7320002 NHIF	0.00	0.00	0.00	0.00
7320003 House Rent	0.00	0.00	0.00	0.00
7320005 Income Tax	0.00	0.00	0.00	0.00
7320006 NSSF	0.00	0.00	0.00	0.00
7320007 Co-operatives	0.00	0.00	0.00	0.00
7320008 Insurances	0.00	0.00	0.00	0.00
7320009 Hire Purchases	0.00	0.00	0.00	0.00
7320010 Court Attachments	0.00	0.00	0.00	0.00
7320011 WCPS	0.00	0.00	0.00	0.00
7320012 Staff Welfare Associations	0.00	0.00	0.00	0.00
7320013 HELB Deductions	0.00	0.00	0.00	0.00
7320016 Mortgages	0.00	0.00	0.00	0.00
7320017 Govt. Liability Attachments	0.00	0.00	0.00	0.00
7320018 Salary Control Account	0.00	0.00	0.00	0.00
7320019 RTD Salary - held for officer	0.00	0.00	0.00	0.00
7320000 Other Liabilities	0.00	0.00	0.00	0.00
7320101 PAYE	0.00	0.00	0.00	0.00
7320102 NHIF	0.00	0.00	0.00	0.00
7320103 House Rent	0.00	0.00	0.00	0.00
7320106 NSSF	0.00	0.00	0.00	0.00
7320107 Co-operatives	0.00	0.00	0.00	0.00
7320108 Insurances	0.00	0.00	0.00	0.00
7320109 Hire Purchases	0.00	0.00	0.00	0.00
7320110 Court Attachments	0.00	0.00	0.00	0.00
7320111 WCPS	0.00	0.00	0.00	0.00
7320112 Staff Welfare Associations	0.00	0.00	0.00	0.00
7320113 HELB Deductions	0.00	0.00	0.00	0.00
7320115 Save As You Earn (SAYE)	0.00	0.00	0.00	0.00
7320116 Mortgages / Bank Loans	0.00	0.00	0.00	0.00
7320117 Govt. Liability Attachments	0.00	0.00	0.00	0.00
7320119 RTD Salary - held for officer	0.00	0.00	0.00	0.00
7320120 Staff Contribution	0.00	0.00	0.00	0.00
7320121 Salary Overpayment Refunds	0.00	0.00	0.00	0.00
7320123 Civil Service Housing Fund	0.00	0.00	0.00	0.00
7320125 Emergency Response Fund	0.00	0.00	0.00	0.00
7320126 Employee Contribution to PSSS	0.00	0.00	0.00	0.00
7320199 Salary Control Account	0.00	0.00	0.00	0.00
7320100 Salary Deductions	0.00	0.00	0.00	0.00
7320201 Contractors Retention Money	0.00	0.00	0.00	0.00
7320200 Other General Liabilities	0.00	0.00	0.00	0.00
7320402 Vat Withholding Tax	0.00	0.00	0.00	0.00
7320400 Withholding Taxes	0.00	0.00	0.00	0.00
7320000 Other Liabilities	0.00	0.00	0.00	0.00

Account No and Description	Current Period		Previous period	
	Debit Balance	Credit Balance	Debit Balance	Credit Balance
7380101 General Withholding Tax	0.00	0.00	0.00	0.00
7380102 VAT Withholding	0.00	0.00	0.00	0.00
7380100	0.00	0.00	0.00	0.00
7380000 Withholding Taxes	0.00	0.00	0.00	0.00
7390101 Inventory AP Accrual	0.00	0.00	0.00	0.00
7390103 AP Liabilities	0.00	0.00	0.05	0.00
7390100 System Required Liabilities	0.00	0.00	0.05	0.00
7399999 Cash Clearing A/c	0.00	0.00	0.00	0.00
7399900	0.00	0.00	0.00	0.00
7390000 System Required Liabilities A/cs	0.00	0.00	0.05	0.00
9910101 Provision for Encumbrance	0.00	0.00	0.00	0.00
9910100 General Provisions	0.00	0.00	0.00	0.00
9910201 Exchequer Releases/ Provisioning Account	0.00	578,631,221,561.05	0.00	502,146,875,308.75
9910209 Remittances to Exchequer	90,766,721.85	0.00	0.00	0.00
Miscellaneous Revenue	90,766,721.85	578,631,221,561.05	0.00	502,146,875,308.75
9910200 Exchequer Provisions	3,152,509,463.05	0.00	3,152,509,463.05	0.00
9910309	3,152,509,463.05	0.00	3,152,509,463.05	0.00
9910300 County Transfers	3,152,509,463.05	0.00	3,152,509,463.05	0.00
9910000 Provisions	3,243,276,184.90	578,631,221,561.05	3,152,509,463.05	502,146,875,308.75
9999999 Consolidated Fund	498,930,862,431.20	0.00	432,830,627,934.75	0.00
9999900	498,930,862,431.20	0.00	432,830,627,934.75	0.00
9990000 Opening Balance Reserves	498,930,862,431.20	0.00	432,830,627,934.75	0.00
Total	703,030,139,823.85	703,030,139,823.85	623,636,947,136.95	623,636,947,136.95

The Statement has been prepared, reviewed and approved by the following:

Prepared By: C-TRUS NSAD

Date: 28-09-22

Reviewed By: _____

Date: _____

Approved By: Sophie Mwangashi

Date: 28-09-2022

REPUBLIC OF KENYA
BANK RECONCILIATION

From Date : 01-JUL-21 To : 24-JUL-22

DEV-STATE DEPARTMENT FOR INFRASTRUCTURE

Bank : Central Bank of Kenya , Branch : Haile Selassie , Account Number : 1000209844

Balance as per bank certificate	4,302,310.00
Less --	
1. Payment in Cash Book not yet recorded in Bank Statement (Unpresented Cheques)	
2. Receipts in Bank Statement not yet recorded in Cash Book	
Add --	
3. Payment in Bank Statement not yet recorded in Cash Book	
4. Receipts in Cash Book not yet Recorded in Bank Statement	
Bank Balance as per Cash Book	4,302,310.00

Reconciled by: C. TRU NTAU Signature: [Signature] Date: 28TH.09.22

Reviewed by : Signature: Date:

Approved by: Sophia Mwangi Signature: [Signature] Date: 28-09-2022

REPUBLIC OF KENYA
BANK RECONCILIATION

F.O. 30

From Date : 01-JUL-21 To : 24-JUL-22

DEV-STATE DEPARTMENT FOR INFRASTRUCTURE

Bank : Central Bank of Kenya , Branch : Haile Selassie , Account Number : 1000209844

1. PAYMENTS IN CASH BOOK NOT YET RECORDED IN BANK STATEMENT (UNPRESENTED CHEQUES)

Cheque		Payee	Amount
No	Date		
Total			

2. RECEIPTS IN BANK STATEMENT NOT YET RECORDED IN CASH BOOK

Receipts		Amount
No	Date	
Total		

3. PAYMENTS IN BANK STATEMENT NOT YET RECORDED IN CASH BOOK

Cheque		Amount
No	Date	
Total		

4. RECEIPTS IN CASH BOOK NOT YET RECORDED IN BANK STATEMENT

Receipts		Amount
No	Date	
Total		

REPUBLIC OF KENYA
BANK RECONCILIATION

From Date : 01-JUL-21 To : 24-JUL-22

REC-STATE DEPT. FOR INFRASTRUCTURE

Bank : Central Bank of Kenya , Branch : Haile Selassie , Account Number : 100209925

Balance as per bank certificate	2,258,895.95
Less --	
1. Payment in Cash Book not yet recorded in Bank Statement (Unpresented Cheques)	
2. Receipts in Bank Statement not yet recorded in Cash Book	
Add --	
3. Payment in Bank Statement not yet recorded in Cash Book	
4. Receipts in Cash Book not yet Recorded in Bank Statement	
Bank Balance as per Cash Book	2,258,895.95

Reconciled by: CARUS NIAU Signature: [Signature] Date: 28TH.09.22

Reviewed by : Signature: Date:

Approved by: Sophie Mwangashi Signature: [Signature] Date: 28-09-2022

REPUBLIC OF KENYA
BANK RECONCILIATION

From Date : 01-JUL-21 To : 24-JUL-22

REC-STATE DEPT. FOR INFRASTRUCTURE

Bank : Central Bank of Kenya , Branch : Haile Selassie , Account Number : 1000209925

1. PAYMENTS IN CASH BOOK NOT YET RECORDED IN BANK STATEMENT (UNPRESENTED CHEQUES)			
Cheque		Payee	Amount
No	Date		
		Total	

2. RECEIPTS IN BANK STATEMENT NOT YET RECORDED IN CASH BOOK		
Receipts		Amount
No	Date	
		Total :

3. PAYMENTS IN BANK STATEMENT NOT YET RECORDED IN CASH BOOK		
Cheque		Amount
No	Date	
		Total

4. RECEIPTS IN CASH BOOK NOT YET RECORDED IN BANK STATEMENT		
Receipts		Amount
No	Date	
		Total

REPUBLIC OF KENYA
BANK RECONCILIATION

From Date : 01-JUL-21 To : 24-JUL-22

DEP-STATE DEPARTMENT FOR INFRASTRUCTUR

Bank : Central Bank of Kenya , Branch : Haile Selassie , Account Number : 1000212535

Balance as per bank certificate	233,616,998.15
Less --	
1. Payment in Cash Book not yet recorded in Bank Statement (Unpresented Cheques)	
2. Receipts in Bank Statement not yet recorded in Cash Book	
Add --	
3. Payment in Bank Statement not yet recorded in Cash Book	
4. Receipts in Cash Book not yet Recorded in Bank Statement	
Bank Balance as per Cash Book	233,616,998.15

Reconciled by: CIRUS NJAU Signature: [Signature] Date: 28TH.09.22

Reviewed by : Signature: Date:

Approved by: Sophie Mwangi Signature: [Signature] Date: 28-09-2022

REPUBLIC OF KENYA
BANK RECONCILIATION

From Date : 01-JUL-21 To : 24-JUL-22

DEP-STATE DEPARTMENT FOR INFRASTRUCTUR

Bank : Central Bank of Kenya , Branch : Haile Selassie , Account Number : 1000212535

1. PAYMENTS IN CASH BOOK NOT YET RECORDED IN BANK STATEMENT (UNPRESENTED CHEQUES)			
Cheque		Payee	Amount
No	Date		
Total			
2. RECEIPTS IN BANK STATEMENT NOT YET RECORDED IN CASH BOOK			
Receipts			Amount
No	Date		
Total			
3. PAYMENTS IN BANK STATEMENT NOT YET RECORDED IN CASH BOOK			
Cheque			Amount
No	Date		
Total			
4. RECEIPTS IN CASH BOOK NOT YET RECORDED IN BANK STATEMENT			
Receipts			Amount
No	Date		
Total			



STATEMENT OF RECEIPTS AND PAYMENTS

Entity: 1091-State Department for Infrastructure

Current Period: JUL-21 To JUN-22

Compare With: JUL-20 To JUN-21

	Note	Current Period	Previous Period
RECEIPTS			
Tax Receipts	1	450,016,607.00	18,691,000,000.00
Social Security Contribution	2	0.00	0.00
Proceeds from Domestic and Foreign Grants	3	368,147,699.60	567,206,928.95
Exchequer releases	4	76,484,346,252.30	66,178,018,242.75
Transfers from Other Government Entities	5	83,789,512,195.00	70,852,365,917.00
Proceeds from Domestic Borrowings	6	0.00	0.00
Proceeds from Foreign Borrowings	7	38,442,712,852.45	30,277,005,368.60
Proceeds from Sales of Assets	8	0.00	0.00
Reimbursements and Refunds	9	0.00	0.00
Returns of Equity Holdings	10	0.00	0.00
Other Receipts	11	1,036,246,466.55	829,000,555.00
TOTAL RECEIPTS		200,570,982,072.90	187,394,597,012.30
PAYMENTS			
Compensation of Employees	12	1,154,471,942.15	1,114,933,785.10
Use of goods and Services	13	672,594,264.55	710,178,413.95
Subsidies	14	0.00	0.00
Transfers to Other Government Units	15	186,299,977,564.00	180,396,891,387.55
Other Grants and Transfers	16	0.00	0.00
Social Security Benefits	17	1,756,388.55	81,843.70
Acquisition of Assets	18	12,433,018,607.15	5,080,600,547.40
Finance Costs, including Loan Interest	19	0.00	0.00
Repayment of Principal on Domestic and Foreign Borrowing	20	0.00	0.00
Other payments	21	0.00	0.00
TOTAL PAYMENTS		200,561,818,716.40	187,302,685,977.70
SURPLUS/DEFICIT		9,163,306.50	91,911,034.60

The Statement has been prepared, reviewed and approved by the following:

Prepared By: CYRUS NJAV

Date: 28.09.22

Reviewed By: _____

Date: _____

Approved By: Sophia Mwanjoo

Date: 28-09-2022



Statement of Financial Position

Entity: 1091-State Department for Infrastructure

Current Period: JUL-21 To JUN-22

Compare With: JUL-20 To JUN-21

	Note	Current Period	Previous Period
		Kshs	Kshs
FINANCIAL ASSETS			
Cash and Cash Equivalents			
Bank Balances	22A	240,178,204.10	294,920,542.40
Cash Balances	22B	40,441.00	0.00
Total Cash And Cash Equivalents		240,218,645.10	294,920,542.40
Accounts Receivables - Outstanding Imprest and Clearance Accounts	23	3,855,968.75	6,120,092.90
TOTAL FINANCIAL ASSETS		244,074,613.85	301,040,635.30
Financial Liabilities			
Accounts Payables - Deposits	24	233,616,998.00	208,979,603.45
NET FINANCIAL ASSETS		10,457,615.85	92,061,031.85
REPRESENTED BY			
Fund Balance b/fwd	25	92,061,031.80	91,592,412.45
Prior Year Adjustment	26	(90,766,722.45)	(91,442,415.20)
Surplus/Deficit for the Year		9,163,306.50	91,911,034.60
NET FINANCIAL POSITION		10,457,615.85	92,061,031.85

The Statement has been prepared, reviewed and approved by the following:

Prepared By: C-itus MTAU

Date: 28.09.22

Reviewed By: _____

Date: _____

Approved By: Stephine Mwangi

Date: 28-09-2022

**STATEMENT OF CASH FLOW**

Entity: 1091-State Department for Infrastructure
Current Period: JUL-21 To JUN-22
Compare With: JUL-20 To JUN-21

	Note	Current Period	Previous Period
		Kshs	Kshs
Receipts and operating income			
Tax Receipts	1	450,016,607.00	18,691,000,000.00
Social Security Contribution	2	0.00	0.00
Proceeds from Domestic and Foreign Grants	3	368,147,699.60	567,206,928.95
Exchequer releases	4	76,484,346,252.30	66,178,018,242.75
Transfers from Other Government Entities	5	83,789,512,195.00	70,852,365,917.00
Reimbursements and Refunds	9	0.00	0.00
Returns of Equity Holdings	10	0.00	0.00
Other Receipts	11	1,036,246,466.55	829,000,555.00
Payments for Operating Expenses			
Compensation of Employees	12	1,154,471,942.15	1,114,933,785.10
Use of goods and Services	13	672,594,264.55	710,178,413.95
Subsidies	14	0.00	0.00
Transfers to Other Government Units	15	186,299,977,564.00	180,396,891,387.55
Other Grants and Transfers	16	0.00	0.00
Social Security Benefits	17	1,756,388.55	81,843.70
Finance Costs, including Loan Interest	19	0.00	0.00
Other payments	21	0.00	0.00
Adjusted for :			
Adjustments during the year		26,901,518.65	33,732,828.60
Prior year adjustments		(90,766,721.85)	(91,442,415.20)
Net Cash From Operating Activities	A	(26,064,396,142.60)	(25,162,203,373.00)
Cash Flow From Investing Activities			
Proceeds from Sales of Assets	8	0.00	0.00
Acquisition of Assets	18	12,433,018,607.15	5,080,600,547.40
Net Cash Flow From Investing Activities	B	(12,433,018,607.15)	(5,080,600,547.40)
Cash Flow From Borrowing Activities			
Proceeds from Domestic Borrowings	6	0.00	0.00
Proceeds from Foreign Borrowings	7	38,442,712,852.45	30,277,005,368.60
Repayment of Principal on Domestic and Foreign Borrowing	20	0.00	0.00
Net Cash Flow From Financing Activities	C	38,442,712,852.45	30,277,005,368.60
NET INCREASE IN CASH AND CASH EQUIVALENT	A+B+C	(54,701,897.30)	(57,240,967.50)
Cash and Cash Equivalent at BEGINNING of The Year		294,920,542.40	260,719,094.70
Cash and Cash Equivalent at END of The Year	22A+22B	240,218,645.10	294,920,542.40

The Statement has been prepared, reviewed and approved by the following:

Prepared By: Cibus MIAJ

Date: 22.09.22

Reviewed By: _____

Date: _____

Approved By: Sophie Mwangi

Date: 28.09.2022



NOTES TO THE FINANCIAL STATEMENTS

Entity: 1091-State Department for Infrastructure

Current Period: JUL-21 To JUN-22

Compare With: JUL-20 To JUN-21

1 Tax Receipts

Item Description	Item Code	Current Period	Previous Period
		Kshs	Kshs
Taxes on Income, Profits and Capital Gains	1110000	0.00	0.00
Taxes on Payroll and Workforce	1120000	0.00	0.00
Taxes on Property	1130000	0.00	0.00
Taxes on Goods and Services	1140000	450,016,607.00	18,691,000,000.00
Taxes on International Trade and Transactions	1150000	0.00	0.00
Other Taxes (not elsewhere classified)	1160000	0.00	0.00
TOTAL		450,016,607.00	18,691,000,000.00

2 Social Security Contribution

Item Description	Item Code	Current Period	Previous Period
		Kshs	Kshs
Health Insurance Contribution	1210100	0.00	0.00
NHIF Health Insurance Contributions	1210200	0.00	0.00
Contributions from Govt. Employees for Social & Welfare Schemes	1210300	0.00	0.00
TOTAL		0.00	0.00

3 Proceeds from Domestic and Foreign Grants

Item Description	Item Code	Current Period	Previous Period
		Kshs	Kshs
Grants from Foreign Governments	1310000	0.00	0.00
Grants from International Organisations	1320000	368,147,699.60	567,206,928.95
TOTAL		368,147,699.60	567,206,928.95

4 Exchequer releases

Item Description	Item Code	Current Period	Previous Period
		Kshs	Kshs
Exchequer Releases/ Provisioning Account for Q1	9910201	21,800,203,981.70	14,319,912,597.65
Exchequer Releases/ Provisioning Account for Q2	9910201	10,060,300,005.80	4,643,637,736.35
Exchequer Releases/ Provisioning Account for Q3	9910201	18,516,050,354.15	2,150,602,379.60
Exchequer Releases/ Provisioning Account for Q4	9910201	26,107,791,910.65	45,063,865,529.15
TOTAL		76,484,346,252.30	66,178,018,242.75

5 Transfers from Other Government Entities

Item Description	Item Code	Current Period	Previous Period
		Kshs	Kshs
Grants received by Central Govt from General Govt units	1330100	0.00	0.00
Grants Received from General Govt units by Local Authorities	1330200	0.00	0.00
Grants to Fund Accounts from Central Govt Budget	1330300	0.00	0.00
Grants to other General Govt units from General Govt units	1330400	83,789,512,195.00	70,852,365,917.00
TOTAL		83,789,512,195.00	70,852,365,917.00

6 Proceeds from Domestic Borrowings

Item Description	Item Code	Current Period	Previous Period
		Kshs	Kshs
Borrowing within General Government	5110100	0.00	0.00
Borrowing from Monetary Authorities (Central Bank)	5110200	0.00	0.00
Other Domestic Depository Corporations (Commercial Banks)	5110300	0.00	0.00
Borrowing from Other Domestic Financial Institutions	5110400	0.00	0.00
Borrowing from Other Domestic Creditors	5110500	0.00	0.00
Domestic Currency and Deposit	5110600	0.00	0.00
TOTAL		0.00	0.00

7 Proceeds from Foreign Borrowings

Item Description	Item Code	Current Period	Previous Period
		Kshs	Kshs
Foreign Borrowings - Drawdowns through Exchequer	5120100	3,719,999,999.90	12,848,083.40
Foreign Borrowing-Direct Payments	5120200	34,722,712,852.55	30,264,157,285.20
Foreign Currency and Foreign Deposits	5120300	0.00	0.00
Other Foreign Accounts Payable	5120400	0.00	0.00
TOTAL		38,442,712,852.45	30,277,005,368.60

8 Proceeds from Sales of Assets

Item Description	Item Code	Current Period	Previous Period
		Kshs	Kshs
Receipts from the Sale of Buildings - Paid to Exchequer	3510100	0.00	0.00
Receipts from the Sale of Buildings	3510200	0.00	0.00
Receipts from sale of other st	3510300	0.00	0.00
Receipts from sale of other st	3510400	0.00	0.00
Receipts from the Sale of Vehicles and Transport Equipment - Paid to Exchequer	3510500	0.00	0.00
Receipts from the Sale of Vehicles and Transport Equipment	3510600	0.00	0.00
Receipts from the Sale of Plant Machinery and Equipment - Paid to Exchequer	3510700	0.00	0.00
Receipts from the Sale Plant Machinery and Equipment	3510800	0.00	0.00
Receipts from Sale of Certified Seeds and Breeding Stock - Paid to Exchequer	3510900	0.00	0.00
Receipts from Sale of Certified Seeds and Breeding Stock	3511000	0.00	0.00
Receipts from the Sale of Strategic Reserves Stocks	3520100	0.00	0.00
Receipts from the Sale of Other Inventories, Stocks, and Commodities	3520200	0.00	0.00
Receipts from the Sale of Inventories, Stocks and Commodities	3520300	0.00	0.00
Receipts from the Sale of Land	3540100	0.00	0.00
Receipts from the Sale of Other Naturally Occurring Non-Produced Assets	3540200	0.00	0.00
Receipts from the Sale of Intangible Non-Produced Assets	3540300	0.00	0.00
Receipts from the Sale of Non-Produced Assets Collected as AIA	3540400	0.00	0.00
Repayments from Loans to Government Agencies and Other Levels of Government	4510100	0.00	0.00
Loans to Non-Financial Public Enterprises	4510200	0.00	0.00
Loans to Financial Institutions	4510300	0.00	0.00
Repayments from Domestic Loans to Individuals and Households	4510400	0.00	0.00
Repayments from lending to Foreign Govts.	4520100	0.00	0.00
Repayments from lending to International Orgns.	4520200	0.00	0.00
Repayments from lending to Foreign Non - Financial Enterps. & Financial Instns.	4520300	0.00	0.00
Repayments from Other Foreign Lending	4520400	0.00	0.00
Sales and Disposals of Equity Holdings in Domestic Public Non - Financial Enterprises	4530100	0.00	0.00
Sales and Disposals of Equity Holdings in Domestic Public Financial Institutions	4530200	0.00	0.00
Sales and Disposals of Other Equity Holdings	4530300	0.00	0.00
Sales and Disposals of Equity Holdings in Foreign Financial Instns. and Domestic Financial Instns. operating abroad	4530400	0.00	0.00
Sales and Disposals of Equity Holdings in Foreign Enterps. Financial Instns. and Domestic Financial Instns. operating abroad	4530500	0.00	0.00
Redemption/ Disposal of Other Financial Assets	4530600	0.00	0.00
Refund of Bonds paid as Deposits for Guarantees	4530700	0.00	0.00
TOTAL		0.00	0.00

9 Reimbursements and Refunds

Item Description	Item Code	Current Period	Previous Period
		Kshs	Kshs
Refund from World Food Programme (WFP)	4540101	0.00	0.00
Reimbursement of Audit Fees	4540102	0.00	0.00
Reimbursement on Messing Charges (UNICEF)	4540103	0.00	0.00
Reimbursement from World Bank - ECD	4540104	0.00	0.00

Item Description	Item Code	Current Period	Previous Period
Reimbursement from Individuals and Private Organizations	4540105	0.00	0.00
Reimbursement from Local Government Authorities	4540106	0.00	0.00
Reimbursement from Statutory Organizations	4540107	0.00	0.00
Reimbursement within Central Government	4540108	0.00	0.00
Reimbursement Using Bonds	4540109	0.00	0.00
Reimbursements and Refunds - Other (Budget)	4540199	0.00	0.00
TOTAL		0.00	0.00

10 Returns of Equity Holdings

Item Description	Item Code	Current Period	Previous Period
		Kshs	Kshs
Returns of Equity Holdings	4550000	0.00	0.00
Returns of Equity Holdings	4610000	0.00	0.00
TOTAL		0.00	0.00

11 Other Receipts

Item Description	Item Code	Current Period	Previous Period
		Kshs	Kshs
Interest Received	1410100	0.00	0.00
Profits and Dividends	1410200	0.00	0.00
Withdrawals from Income of Quasi-corporations	1410300	0.00	0.00
Rents on land, houses and buildings	1410400	0.00	0.00
Other Property Income collected as AIA	1410500	0.00	0.00
	1415000	0.00	0.00
Sales of Market Establishment	1420100	0.00	0.00
Administrative Fees and Charges	1420200	0.00	0.00
Administrative Fees and Charges collected as AIA	1420300	398,813,612.55	315,169,143.00
Incidental Sales by Non-Market Establishments	1420400	0.00	0.00
Incidental Sales by Non-Market Establishments Collected as AIA	1420500	0.00	0.00
Receipts from Sale of Incidental Goods	1420600	0.00	0.00
Fines, Penalties, Forfeitures and other Charges	1430100	0.00	0.00
Current Grants from International NGOs paid through Exchequer	1440100	0.00	0.00
Capital Grants from International NGOs paid through Exchequer	1440200	0.00	0.00
Current Grants from International NGOs collected as AIA	1440300	0.00	0.00
Capital Grants from International NGOs collected as AIA	1440400	0.00	0.00
Other Voluntary Transfers for Current purposes	1440500	0.00	0.00
Other Voluntary Transfers for Capital purposes	1440600	0.00	0.00
Paid to Exchequer	1450100	637,432,854.00	513,831,412.00
Receipts Not Classified Elsewhere	1450200	0.00	0.00
	1510200	0.00	0.00
	1510300	0.00	0.00
	1520100	0.00	0.00
Business Permits	1520200	0.00	0.00
Cesses	1520300	0.00	0.00
Poll Rates	1520400	0.00	0.00
Plot Rents	1520500	0.00	0.00
Other Local Levies	1520600	0.00	0.00
Administrative Services Fees	1530100	0.00	0.00
Various Fees	1530200	0.00	0.00
Council'S Natural Resources Exploitation	1530300	0.00	0.00
Sales Of Council Assets	1530400	0.00	0.00
Lease / Rental Of Council'S Infrastructure Assets	1530500	0.00	0.00
Other Miscellaneous Revenues	1530600	0.00	0.00
Other Miscellaneous Revenues	1540100	0.00	0.00
Insurance Claims Recovery	1540200	0.00	0.00
Medium Term Loans (1-3 Yr Repayment)	1540300	0.00	0.00
Long Term Loans (Over 3 Yr Rpayment)	1540400	0.00	0.00
Transfers From Reserve Funds	1540500	0.00	0.00
Donations	1540600	0.00	0.00
Fund Raising Events	1540700	0.00	0.00
Other Revenues From Financial Assets Loan	1540800	0.00	0.00
	1541000	0.00	0.00
Market/Trade Centre Fee	1550100	0.00	0.00
Vehicle Parking Fees	1550200	0.00	0.00
Housing	1560100	0.00	0.00
Social Premises Use Charges	1560200	0.00	0.00
School Fees	1570100	0.00	0.00
Other Education-Related Fees	1570200	0.00	0.00

Item Description	Item Code	Current Period	Previous Period
Other Education Revenues	1570300	0.00	0.00
Public Health Services	1580100	0.00	0.00
Public Health Facilities Operations	1580200	0.00	0.00
Environment & Conservancy Administration	1580300	0.00	0.00
Slaughter Houses Administration	1580400	0.00	0.00
Water Supply Administration	1580500	0.00	0.00
Sewerage Administration	1580600	0.00	0.00
Other Health & Sanitation Revenues	1580700	0.00	0.00
Technical Services Fees	1590100	0.00	0.00
External Services Fees	1590200	0.00	0.00
	1930100	0.00	0.00
System Required Revenue A/cs	1990100	0.00	0.00
TOTAL		1,036,246,466.55	829,000,555.00

12 Compensation of Employees

Item Description	Item Code	Current Period	Previous Period
		Kshs	Kshs
Basic Salaries - Permanent Employees	2110100	812,922,427.55	775,099,480.80
Basic Wages - Temporary Employees	2110200	16,800,000.00	35,013,127.00
Personal Allowances paid as part of Salary	2110300	324,749,514.60	304,821,177.30
Personal Allowances paid as Reimbursements	2110400	0.00	0.00
Personal Allowances provided in Kind	2110500	0.00	0.00
Employer Contributions to Compulsory National Social Security Schemes	2120100	0.00	0.00
Employer Contributions to Compulsory Health Insurance Schemes	2120200	0.00	0.00
Social Benefit Schemes Outside Government	2120300	0.00	0.00
TOTAL		1,154,471,942.15	1,114,933,785.10

13 Use of goods and Services

Item Description	Item Code	Current Period	Previous Period
		Kshs	Kshs
Utilities, Supplies and Services	2210100	23,719,520.25	12,687,843.10
Communication, Supplies and Services	2210200	3,102,724.05	1,323,090.60
Domestic Travel and Subsistence, and Other Transportation Costs	2210300	9,914,409.00	4,293,718.00
Foreign Travel and Subsistence, and other transportation costs	2210400	1,171,220.00	280,200.00
Printing , Advertising and Information Supplies and Services	2210500	1,320,047.75	52,991.00
Rentals of Produced Assets	2210600	0.00	0.00
Training Expenses	2210700	366,717,384.20	618,437,070.20
Hospitality Supplies and Servi	2210800	7,686,150.00	3,081,504.00
Insurance Costs	2210900	3,389,760.00	322,000.00
Specialised Materials and Supp	2211000	31,014,184.00	30,450,594.00
Office and General Supplies and Services	2211100	10,612,527.00	8,549,916.80
Fuel Oil and Lubricants	2211200	2,638,296.05	1,312,696.00
Other Operating Expenses	2211300	107,664,939.55	15,774,168.95
Routine Maintenance - Vehicles	2220100	5,651,801.55	3,952,922.00
Routine Maintenance - Other Assets	2220200	97,991,300.90	9,659,699.30
Exchange Rate Losses	2230100	0.00	0.00
TOTAL		672,594,264.30	710,178,413.95

14 Subsidies

Item Description	Item Code	Current Period	Previous Period
		Kshs	Kshs
Subsidies to Public Corporations	2510000	0.00	0.00
Subsidies to Private Enterprises	2520000	0.00	0.00
TOTAL		0.00	0.00

15 Transfers to Other Government Units

Item Description	Item Code	Current Period	Previous Period
		Kshs	Kshs
Current Grants to Government Agencies and other Levels of Government	2630100	71,375,775,316.00	65,419,914,498.00
Capital Grants to Government Agencies and other Levels of Government	2630200	114,924,202,248.00	114,976,976,889.55
Other Current Transfers, Grants and Subsidies	2640400	0.00	0.00
Other Capital Grants and Trans	2640500	0.00	0.00
TOTAL		186,299,977,564.00	180,396,891,387.55

16 Other Grants and Transfers

Item Description	Item Code	Current Period	Previous Period
		Kshs	Kshs
Grants and Transfers to Foreign Governments	2610100	0.00	0.00
Membership Fees and Dues and Subscriptions to International Organizations	2620100	0.00	0.00
Membership Fees and Dues and Subscriptions to International Organizations (Continued)	2620200	0.00	0.00
Scholarships and other Educational Benefits	2640100	0.00	0.00
Emergency Relief and Refugee Assistance	2640200	0.00	0.00
Grants to Small Businesses, Cooperatives, and Self Employed	2640300	0.00	0.00
	2649900	0.00	0.00
TOTAL		0.00	0.00

17 Social Security Benefits

Item Description	Item Code	Current Period	Previous Period
		Kshs	Kshs
Government Pension and Retirement Benefits	2710100	1,756,388.55	81,843.70
Social Security Benefits	2710200	0.00	0.00
Employer Social Benefits	2710300	0.00	0.00
Refund of Pension to UK Government	2720100	0.00	0.00
Refund of Contributions to WCPS and other Ex-Gratia	2720200	0.00	0.00
TOTAL		1,756,388.55	81,843.70

18 Acquisition of Assets

Item Description	Item Code	Current Period	Previous Period
		Kshs	Kshs
Purchase of Buildings	3110100	0.00	0.00
Construction of Building	3110200	186,311,101.60	63,914,804.25
Refurbishment of Buildings	3110300	91,021,547.80	23,652,648.90
Construction of Roads	3110400	11,822,186,340.00	4,698,845,140.00
Construction and Civil Works	3110500	57,962,288.00	136,219,904.10
Overhaul and Refurbishment of Construction and Civil Works	3110600	0.00	0.00
Purchase of Vehicles and Other Transport Equipment	3110700	33,750,000.00	12,482,724.00
Overhaul of Vehicles and Other Transport Equipment	3110800	0.00	0.00
Purchase of Household Furniture and Institutional Equipment	3110900	0.00	0.00
Purchase of Office Furniture and General Equipment	3111000	1,595,500.00	133,800.00
Purchase of Specialised Plant, Equipment and Machinery	3111100	49,263,118.00	34,938,833.00
Rehabilitation and Renovation of Plant, Machinery and Equipment	3111200	12,273,700.00	7,196,482.00
Purchase of Certified Seeds, Breeding Stock and Live Animals	3111300	0.00	0.00
Research, Feasibility Studies, Project Preparation and Design, Project Supervision	3111400	178,655,011.75	103,216,211.15
Rehabilitation of Civil Works	3111500	0.00	0.00
Purchase of Specialised Plant	3112200	0.00	0.00
Acquisition of Strategic Stocks	3120100	0.00	0.00
Acquisition of Other Inventori	3120200	0.00	0.00
Acquisition of Land	3130100	0.00	0.00
Acquisition of Other Intangible Assets	3130200	0.00	0.00
Domestic Lending and On-lending	4110000	0.00	0.00
Domestic Equity Participation	4120000	0.00	0.00
Other Domestic Accounts Receivable	4130000	0.00	0.00
Foreign Lending and On- Lending	4140000	0.00	0.00
Foreign Equity Participation	4150000	0.00	0.00
Other Foreign Accounts Receivable	4160000	0.00	0.00
TOTAL		12,433,018,607.15	5,080,600,547.40

19 Finance Costs, including Loan Interest

Item Description	Item Code	Current Period	Previous Period
		Kshs	Kshs
Interest Payments on Foreign Borrowing	2410100	0.00	0.00
Interest Payments on Guaranteed Debt	2410200	0.00	0.00
Interest on Domestic Borrowing	2420000	0.00	0.00
Interest on Borrowing From Other Government Units	2430000	0.00	0.00
TOTAL		0.00	0.00

20 Repayment of Principal on Domestic and Foreign Borrowing

Item Description	Item Code	Current Period	Previous Period
		Kshs	Kshs
Repayments on Borrowings from General Government	5510100	0.00	0.00
Repayments on Borrowings from Monetary Authorities (Central Bank)	5510200	0.00	0.00
Repayments on Borrowings from Other Domestic Depository Corporations (Commercial Banks)	5510300	0.00	0.00
Repayments on Borrowings from Other Domestic Financial Institutions	5510400	0.00	0.00
Repayments on Borrowings from Other Domestic Creditors	5510500	0.00	0.00
Principal Repayments on Foreign Borrowing	5510600	0.00	0.00
Principal Repayments on Guaranteed Debt Taken over by Government	5520000	0.00	0.00
Principal Repayments on Guaranteed Domestic Debt Taken over by Government	5520100	0.00	0.00
Principal Repayments on Guaranteed Foreign Debt Taken over by Government	5520200	0.00	0.00
Repayments on Borrowings from Other Domestic Creditors	5610000	0.00	0.00
Repayments on Borrowings from Other Domestic Creditors - Private Enterprises	5610500	0.00	0.00
	5620000	0.00	0.00
Repayments on Borrowings from Other Domestic Creditors - Public Enterprises	5620100	0.00	0.00
TOTAL		0.00	0.00

21 Other payments

Item Description	Item Code	Current Period	Previous Period
		Kshs	Kshs
Budget Reserves	2810100	0.00	0.00
Civil Contingency Reserves	2810200	0.00	0.00
Capital Transfer to Non Financial Public Enterprises	2820100	0.00	0.00
Capital Transfer to Public Financial Institutions and Enterprises	2820200	0.00	0.00
Capital Transfer to Private Non-Financial Enterprises	2820300	0.00	0.00
System Required Expenses	2990100	0.00	0.00
	2999900	0.00	0.00
TOTAL		0.00	0.00

22A Bank Balances

Item Description	Item Code	Current Period	Previous Period
		Kshs	Kshs
Special Accounts	6510000	0.00	0.00
Treasury Bank Accounts (Exchequer and CRF Accounts)	6520000	0.00	0.00
Recurrent Bank Accounts	6530000	2,258,896.00	80,466,320.40
Development Bank Accounts	6540000	45,805,516.85	44,590,507.90
Deposit Bank Account	6550000	283,724,825.85	259,044,729.90
Project Specific Bank Accounts	6570000	0.00	0.00
Foreign Currency and Foreign D	6590101	0.00	0.00
Foreign Currency and Foreign D	6590203	0.00	0.00
TOTAL		331,789,238.70	384,101,558.20

22B Cash Balances

Item Description	Item Code	Current Period	Previous Period
		Kshs	Kshs
Cash in Hand	6580000	40,441.00	0.00
Foreign Currency and Foreign D	6590201	0.00	0.00
TOTAL		40,441.00	0.00

23 Accounts Receivables - Outstanding Imprest and Clearance Accounts

Item Description	Item Code	Current Period	Previous Period
		Kshs	Kshs
Domestic Debtors & Advances	6710000	81,990.75	249,882.50
Debtors & Advances - Govt Owne	6720000	0.00	0.00
Foreign Debtors & Advances	6730000	0.00	0.00
Other Debtors & Pre-payments	6740000	0.00	0.00
Government Imprests	6760000	3,441,924.00	0.00

Item Description	Item Code	Current Period	Previous Period
Agency Accounts	6770000	0.00	0.00
Suspense & Clearance Account	6780000	332,054.00	5,870,210.40
Other Current Assets (System r	6790000	0.00	0.00
TOTAL		3,855,968.75	6,120,092.90

24. ACCOUNTS PAYABLE

Item Description	Item code	Current Period	Previous Period
		Kshs	Kshs
Withholding Taxes	7380000	0.00	0.00
Deposits	7310000	233,616,998.00	208,979,603.50
System Required Liabilities A/cs	7390000	0.00	(0.05)
Other Liabilities	7320000	0.00	0.00
TOTAL		233,616,998.00	208,979,603.45

25. FUND BALANCES BROUGHT FORWARD

Item Description	Item Code	Current Period	Previous Period
		Kshs	Kshs
Opening Balance Bank	22A	294,920,542.40	260,719,094.70
Opening Balance Cash	22B	0.00	0.00
Opening Balance Receivables - Imprest and Clearance Accounts	23	6,120,092.90	26,955,853.25
Opening Balance - Deposits	24	(208,979,603.45)	(196,082,535.50)
TOTAL		92,061,031.85	91,592,412.45

26. PRIOR YEAR ADJUSTMENTS

Item Description	Item Code	Current Period	Previous Period
		Kshs	Kshs
Exchequer Provisions	9910200	90,766,721.85	0.00
County Transfers	9910300	0.00	91,442,415.20
TOTAL		90,766,721.90	91,442,415.20



Statement of Budget Execution
 Entity: 1091 -State Department for Infrastructure
 Current Period: JUL-21 To JUN-22

	Note	Printed Estimate	Reallocation / Transfer	Supplementary Estimates	Final Approved Estimate (Net)	Actual	Budget Utilization Differences	% of Utilization
		a	b	c	d=a+b+c	e	f=d-e	g=e/d%
RECEIPTS								
Tax Receipts	1	8,539,000,000.00	0.00	962,752,162.00	9,501,752,162.00	450,016,607.00	9,051,735,555.00	4.74%
Social Security Contribution	2	0.00	0.00	0.00	0.00	0.00	0.00	0.00%
Proceeds from Domestic and Foreign Grants	3	3,250,100,000.00	0.00	(993,000,000.00)	2,257,100,000.00	368,147,699.60	1,888,952,300.40	16.31%
Exchequer releases	4	54,415,020,000.00	0.00	22,927,559,365.00	77,342,579,365.00	76,484,346,252.30	858,233,112.70	98.89%
Transfers from Other Government Entities	5	68,580,918,367.00	0.00	20,311,079,632.00	88,891,997,999.00	83,789,512,195.00	5,102,485,804.00	94.26%
Proceeds from Domestic Borrowings	6	0.00	0.00	0.00	0.00	0.00	0.00	0.00%
Proceeds from Foreign Borrowings	7	58,978,587,987.00	0.00	(7,500,200,000.00)	51,478,387,987.00	38,442,712,852.45	13,035,675,134.55	74.68%
Proceeds from Sales of Assets	8	0.00	0.00	0.00	0.00	0.00	0.00	0.00%
Reimbursements and Refunds	9	0.00	0.00	0.00	0.00	0.00	0.00	0.00%
Returns of Equity Holdings	10	0.00	0.00	0.00	0.00	0.00	0.00	0.00%
Other Receipts	11	1,440,000,000.00	0.00	(323,000,000.00)	1,117,000,000.00	1,036,246,466.55	80,753,533.45	92.77%
Total		195,203,626,354.00	0.00	35,385,191,159.00	230,588,817,513.00	200,570,982,072.90	30,017,835,440.10	86.98%
PAYMENTS								
Compensation of Employees	12	1,362,000,000.00	0.00	(160,000,000.00)	1,202,000,000.00	1,154,471,942.15	47,528,057.85	96.05%
Use of goods and Services	13	3,702,136,108.00	0.00	(2,820,835,551.00)	881,300,557.00	672,594,264.55	208,706,292.45	76.32%
Subsidies	14	0.00	0.00	0.00	0.00	0.00	0.00	0.00%
Transfers to Other Government Units	15	176,686,343,244.00	0.00	38,967,445,454.00	215,653,788,698.00	186,299,977,564.00	29,353,811,134.00	86.39%
Other Grants and Transfers	16	0.00	0.00	0.00	0.00	0.00	0.00	0.00%
Social Security Benefits	17	5,002,373.00	0.00	(600,000.00)	4,402,373.00	1,756,388.55	2,645,984.45	39.90%
Acquisition of Assets	18	13,448,144,629.00	0.00	(600,818,744.00)	12,847,325,885.00	12,433,018,607.15	414,307,277.85	96.78%
Finance Costs, including Loan Interest	19	0.00	0.00	0.00	0.00	0.00	0.00	0.00%
Repayment of Principal on Domestic and Foreign Borrowing	20	0.00	0.00	0.00	0.00	0.00	0.00	0.00%
Other payments	21	0.00	0.00	0.00	0.00	0.00	0.00	0.00%
Total		195,203,626,354.00	0.00	35,385,191,159.00	230,588,817,513.00	200,561,763,966.40	30,026,998,746.60	86.98%



Statement of Budget Execution

Entity: 1091-State Department for Infrastructure

Current Period: JUL-21 To JUN-22

The Statement has been prepared, reviewed and approved by the following:

Prepared By:

Date:

Haron Koras

Reviewed By:

Date:

C. Bus

Approved By:

Date:

29/09/2022

29/09/22



Statement of Budget Execution - Recurrent Expenditure
 Entity: 1091-State Department for Infrastructure
 Current Period: JUL-21 To JUN-22

	Note	Printed Estimate	Reallocation / Transfer	Supplementary Estimates	Final Approved Estimate (Net)	Actual	Budget Utilization Differences	% of Utilization
		a	b	c	d=a+b+c	e	f=d-e	g=e/d%
RECEIPTS								
Tax Receipts	1	539,000,000.00	0.00	962,752,162.00	1,501,752,162.00	450,016,607.00	1,051,735,555.00	29.97%
Social Security Contribution	2	0.00	0.00	0.00	0.00	0.00	0.00	0.00%
Proceeds from Domestic and Foreign Grants	3	0.00	0.00	0.00	0.00	0.00	0.00	0.00%
Exchange releases	4	1,652,000,000.00	0.00	(193,440,635.00)	1,458,559,365.00	1,346,342,419.55	112,216,945.45	92.31%
Transfers from Other Government Entities	5	53,538,918,367.00	0.00	16,438,893,292.00	69,977,811,659.00	69,867,325,855.00	110,485,804.00	99.84%
Proceeds from Domestic Borrowings	6	0.00	0.00	0.00	0.00	0.00	0.00	0.00%
Proceeds from Foreign Borrowings	7	0.00	0.00	0.00	0.00	0.00	0.00	0.00%
Proceeds from Sales of Assets	8	0.00	0.00	0.00	0.00	0.00	0.00	0.00%
Reimbursements and Refunds	9	0.00	0.00	0.00	0.00	0.00	0.00	0.00%
Returns of Equity Holdings	10	0.00	0.00	0.00	0.00	0.00	0.00	0.00%
Other Receipts	11	1,440,000,000.00	0.00	(323,000,000.00)	1,117,000,000.00	1,036,246,466.55	80,753,533.45	92.77%
Total		57,169,918,367.00	0.00	16,885,204,819.00	74,055,123,186.00	72,699,931,348.10	1,355,191,837.90	98.17%
PAYMENTS								
Compensation of Employees	12	1,362,000,000.00	0.00	(160,000,000.00)	1,202,000,000.00	1,154,471,942.15	47,528,057.85	96.05%
Use of goods and Services	13	198,136,108.00	0.00	(20,835,551.00)	177,300,557.00	136,440,003.45	40,915,353.55	76.92%
Subsidies	14	0.00	0.00	0.00	0.00	0.00	0.00	0.00%
Transfers to Other Government Units	15	55,598,918,367.00	0.00	17,051,645,454.00	72,650,563,821.00	71,375,775,316.00	1,274,788,505.00	98.25%
Other Grants and Transfers	16	0.00	0.00	0.00	0.00	0.00	0.00	0.00%
Social Security Benefits	17	5,002,373.00	0.00	(600,000.00)	4,402,373.00	1,756,388.55	2,645,984.45	39.90%
Acquisition of Assets	18	5,861,519.00	0.00	14,994,916.00	20,856,435.00	20,221,268.00	635,167.00	96.95%
Finance Costs, Including Loan Interest	19	0.00	0.00	0.00	0.00	0.00	0.00	0.00%
Repayment of Principal on Domestic and Foreign Borrowing	20	0.00	0.00	0.00	0.00	0.00	0.00	0.00%
Other payments	21	0.00	0.00	0.00	0.00	0.00	0.00	0.00%
Total		57,169,918,367.00	0.00	16,885,204,819.00	74,055,123,186.00	72,688,664,918.15	1,366,513,067.85	98.15%



Statement of Budget Execution - Recurrent Expenditure

Entity: 1091-State Department for Infrastructure

Current Period: JUL-21 To JUN-22

The Statement has been prepared, reviewed and approved by the following:

Prepared By:

Heron Koros

Date:

29/09/2022

Reviewed By:

Date:

C-Fus VSPU

Date:

29/09/22



Statement of Budget Execution - Development Expenditure
 Entity: 1091-State Department for Infrastructure
 Current Period: JUL-21 To JUN-22

	Note	Printed Estimate	Reallocation / Transfer	Supplementary Estimates	Final Approved Estimate (Net)	Actual	Budget Utilization Differences	% of Utilization
		a	b	c	d=a+b+c	e	f=d-e	g=e/d%
RECEIPTS								
Tax Receipts	1	8,000,000,000.00		0.00	8,000,000,000.00	0.00	8,000,000,000.00	0.00%
Social Security Contribution	2	0.00	0.00	0.00	0.00	0.00	0.00	0.00%
Proceeds from Domestic and Foreign Grants	3	3,250,100,000.00	0.00	(993,000,000.00)	2,257,100,000.00	368,147,699.60	1,888,952,300.40	16.31%
Exchange releases	4	52,763,020,000.00	0.00	23,121,000,000.00	75,884,020,000.00	75,138,003,832.75	746,016,167.25	99.02%
Transfers from Other Government Entities	5	15,042,000,000.00	0.00	3,872,186,340.00	18,914,186,340.00	13,922,186,340.00	4,992,000,000.00	73.61%
Proceeds from Domestic Borrowings	6	0.00	0.00	0.00	0.00	0.00	0.00	0.00%
Proceeds from Foreign Borrowings	7	58,978,587,987.00	0.00	(7,500,200,000.00)	51,478,387,987.00	38,442,712,852.45	13,035,675,134.55	74.68%
Proceeds from Sales of Assets	8	0.00	0.00	0.00	0.00	0.00	0.00	0.00%
Reimbursements and Refunds	9	0.00	0.00	0.00	0.00	0.00	0.00	0.00%
Returns of Equity Holdings	10	0.00	0.00	0.00	0.00	0.00	0.00	0.00%
Other Receipts	11	0.00	0.00	0.00	0.00	0.00	0.00	0.00%
Total		138,033,707,987.00	0.00	18,499,986,340.00	156,533,694,327.00	127,871,050,724.80	28,662,643,602.20	81.69%
PAYMENTS								
Compensation of Employees	12	0.00	0.00	0.00	0.00	0.00	0.00	0.00%
Use of goods and Services	13	3,504,000,000.00	0.00	(2,800,000,000.00)	704,000,000.00	536,154,261.10	167,845,738.90	76.16%
Subsidies	14	0.00	0.00	0.00	0.00	0.00	0.00	0.00%
Transfers to Other Government Units	15	121,087,424,877.00	0.00	21,915,800,000.00	143,003,224,877.00	114,924,202,248.00	28,079,022,629.00	80.36%
Other Grants and Transfers	16	0.00	0.00	0.00	0.00	0.00	0.00	0.00%
Social Security Benefits	17	0.00	0.00	0.00	0.00	0.00	0.00	0.00%
Acquisition of Assets	18	13,442,283,110.00	0.00	(615,813,660.00)	12,826,469,450.00	12,412,797,339.15	413,672,110.85	96.77%
Finance Costs, including Loan Interest	19	0.00	0.00	0.00	0.00	0.00	0.00	0.00%
Repayment of Principal on Domestic and Foreign Borrowing	20	0.00	0.00	0.00	0.00	0.00	0.00	0.00%
Other payments	21	0.00	0.00	0.00	0.00	0.00	0.00	0.00%
Total		138,033,707,987.00	0.00	18,499,986,340.00	156,533,694,327.00	127,873,153,848.25	28,660,540,478.75	81.69%



Statement of Budget Execution - Development Expenditure

Entity: 1091-State Department for Infrastructure

Current Period: JUL-21 To JUN-22

The Statement has been prepared, reviewed and approved by the following:

Prepared By: Haron Koros

Date: 29/09/2022

Reviewed By: _____

Date: _____

Approved By: C-Bus Njiru

Date: 29/09/22



Budget Execution by Programme and Economic Classification

Entity: 1091-State Department for Infrastructure

Period: JUL-21 To JUN-22

Program	Item	Description	Approved Budget	Actual Payments	Variance
0000000000		Default - Non Programmatic	0.00	0.00	0.00
	2110000	Wages and Salary Contributions	0.00	0.00	0.00
	2210000	Goods and Services	0.00	0.00	0.00
	2990000	System Required Expense A/cs	0.00	0.00	0.00
	6540000	Development Bank Accounts	0.00	0.00	0.00
0201000000		General Administration, Planning and Support Services	0.00	0.00	0.00
	2110000	Wages and Salary Contributions	0.00	0.00	0.00
	2210000	Goods and Services	0.00	0.00	0.00
	2220000	Routine Maintenance	0.00	0.00	0.00
	2630000	Grants & Transfer To Other Govt. Units	0.00	0.00	0.00
	3110000	Acquisition of Fixed Capital Assets	0.00	0.00	0.00
0202000000		Road Transport	230,588,817,513.00	200,561,818,766.40	30,026,368,616.65
	2110000	Wages and Salary Contributions	1,202,000,000.00	1,154,471,942.15	47,528,057.85
	2210000	Goods and Services	694,930,882.00	568,951,162.10	125,979,719.90
	2220000	Routine Maintenance	186,369,675.00	103,643,102.45	82,726,572.55
	2630000	Grants & Transfer To Other Govt. Units	215,653,788,698.00	186,299,977,564.00	29,353,811,134.00
	2710000	Social Security Benefits	4,402,373.00	1,756,388.55	2,645,984.45
	3110000	Acquisition of Fixed Capital Assets	12,847,325,885.00	12,433,018,607.15	414,307,277.85
		Grand Total	230,588,817,513.00	200,561,818,766.40	30,026,998,746.60

The Statement has been prepared, reviewed and approved by the following:

Prepared By: CYHU NTAU

Date: 28-09-22

Reviewed By: _____

Date: _____

Approved By: Septine Nwagwu

Date: 28-09-2022



Budget Execution by Heads and Programmes

Entity: 1091-State Department for Infrastructure

Period: JUL-21 To JUN-22

Head	Program	Description	Approved Budget	Actual Payments	Variance
0000000000		Default Value (Non-Departmental)	0.00	(607,285.95)	607,285.95
	0000000000	Default - Non Programmatic	0.00	(607,285.95)	607,285.95
1091000100		Financial Management Services	48,110,205.00	40,036,313.20	8,073,891.80
	0201000000	General Administration, Planning and Support Services	0.00	0.00	0.00
	0202000000	Road Transport	48,110,205.00	40,036,313.20	8,073,891.80
1091000200		Headquarters Administrative Services	265,013,047.00	224,390,271.80	40,622,775.20
	0202000000	Road Transport	265,013,047.00	224,565,915.80	40,447,131.20
	0201000000	General Administration, Planning and Support Services	0.00	0.00	0.00
	0000000000	Default - Non Programmatic	0.00	(175,644.00)	175,644.00
1091000300		Economic Planning	10,354,990.00	10,791,235.15	(436,245.15)
	0202000000	Road Transport	10,354,990.00	10,791,235.15	(436,245.15)
	0201000000	General Administration, Planning and Support Services	0.00	0.00	0.00
1091000400		Mechanical and Transport Department	1,287,402,194.00	1,185,457,999.00	101,944,195.00
	0202000000	Road Transport	1,287,402,194.00	1,185,457,999.00	101,944,195.00
	0201000000	General Administration, Planning and Support Services	0.00	0.00	0.00
	0000000000	Default - Non Programmatic	0.00	0.00	0.00
1091000500			227,279,955.00	203,218,021.00	24,061,934.00
	0201000000	General Administration, Planning and Support Services	0.00	0.00	0.00
	0202000000	Road Transport	227,279,955.00	203,218,021.00	24,061,934.00
1091000600		Kenya Institute of Highways and Building Technology	456,954,674.00	454,212,164.05	2,742,509.95
	0201000000	General Administration, Planning and Support Services	0.00	0.00	0.00
	0202000000	Road Transport	456,954,674.00	454,212,164.05	2,742,509.95
1091000700		Major Roads	71,479,563,821.00	70,317,342,462.00	1,162,221,359.00
	0202000000	Road Transport	71,479,563,821.00	70,317,342,462.00	1,162,221,359.00
1091000800		Other Roads	0.00	0.00	0.00
	0202000000	Road Transport	0.00	0.00	0.00
1091000900		Headquarters Roads Department	57,250,331.00	59,606,403.85	(2,356,072.85)
	0202000000	Road Transport	57,250,331.00	59,606,403.85	(2,356,072.85)
	0201000000	General Administration, Planning and Support Services	0.00	0.00	0.00
1091001000		Road Works Inspectorate	17,292,704.00	14,870,274.35	2,422,429.65
	0202000000	Road Transport	17,292,704.00	14,870,274.35	2,422,429.65
	0201000000	General Administration, Planning and Support Services	0.00	0.00	0.00
1091001100		Provincial/District Administration and Technical Services	84,901,265.00	58,333,659.70	26,567,605.30
	0201000000	General Administration, Planning and Support Services	0.00	0.00	0.00
	0202000000	Road Transport	84,901,265.00	58,333,659.70	26,567,605.30
1091001300		Information Communication Technology Services	0.00	0.00	0.00
	0201000000	General Administration, Planning and Support Services	0.00	0.00	0.00
1091001400		Road Transport Department	0.00	0.00	0.00
	0202000000	Road Transport	0.00	0.00	0.00
1091001500		Engineers Board of Kenya	121,000,000.00	121,000,000.00	0.00
	0202000000	Road Transport	121,000,000.00	121,000,000.00	0.00
1091100100		Roads 2000 (Road maintenance II) Western Province	0.00	0.00	0.00
	0202000000	Road Transport	0.00	0.00	0.00
1091100200		Roads 2000 Phase II	0.00	0.00	0.00
	0202000000	Road Transport	0.00	0.00	0.00
1091100300		Nuno-Modogashi Road	59,000,000.00	46,304,599.50	12,695,400.50
	0202000000	Road Transport	59,000,000.00	46,304,599.50	12,695,400.50
1091100400		Mombasa Port Area Roads Development project	25,000,000.00	25,000,000.00	0.00
	0202000000	Road Transport	25,000,000.00	25,000,000.00	0.00
1091100500		Dualling Of Nairobi- Dagoretti Corner Road Phase 1	0.00	0.00	0.00

	0202000000	Road Transport	0.00	0.00	0.00
1091100600		Nairobi Southern Bypass Project	0.00	0.00	0.00
	0202000000	Road Transport	0.00	0.00	0.00
1091100700		Trade Mark East Africa Programme	0.00	0.00	0.00
	0202000000	Road Transport	0.00	0.00	0.00
1091100800		East Africa Transit Improvement Programme	0.00	0.00	0.00
	0202000000	Road Transport	0.00	0.00	0.00
1091100900		DFID Grant for One Stop Border Posts	0.00	0.00	0.00
	0202000000	Road Transport	0.00	0.00	0.00
1091101000		Northern Corridor Transport Improvement Project	25,000,000.00	25,000,000.00	0.00
	0202000000	Road Transport	25,000,000.00	25,000,000.00	0.00
1091101100		East African Trade and Transport Facilitation Project (KRA)	316,900,000.00	3,000,000.00	313,900,000.00
	0202000000	Road Transport	316,900,000.00	3,000,000.00	313,900,000.00
1091101200		Kenya Transport Sector Support Programme	2,969,871,913.00	2,539,604,282.05	430,267,630.95
	0202000000	Road Transport	2,969,871,913.00	2,539,604,282.05	430,267,630.95
1091101300		National Urban Transport Improvement Project (NUTRIP)	2,267,000,000.00	1,729,322,931.15	537,677,068.85
	0202000000	Road Transport	2,267,000,000.00	1,729,322,931.15	537,677,068.85
1091101400		South Sudan Eastern Africa Transport, Trade & Development Facilitation	12,695,387,987.00	10,372,362,594.30	2,323,025,392.70
	0202000000	Road Transport	12,695,387,987.00	10,372,362,594.30	2,323,025,392.70
1091101500		Rural Road Rehabilitation (EC Roads 2000)	0.00	0.00	0.00
	0202000000	Road Transport	0.00	0.00	0.00
1091101600		Northern Corridor Rehabilitation-III	0.00	0.00	0.00
	0202000000	Road Transport	0.00	0.00	0.00
1091101700		Transport Infrastructure for Regional Integration (Merille River-Mars)	200,000,000.00	200,000,000.00	0.00
	0202000000	Road Transport	200,000,000.00	200,000,000.00	0.00
1091101800		Improving Access in Kenya's National Parks (Bridge Over the Galana RI	0.00	0.00	0.00
	0202000000	Road Transport	0.00	0.00	0.00
1091101900		Nairobi Missing Link Roads and Non-Motorised Transport Facilities	0.00	0.00	0.00
	0202000000	Road Transport	0.00	0.00	0.00
1091102000		Support to Road Sector: Capacity Building Component	223,000,000.00	206,103,781.95	16,896,218.05
	0202000000	Road Transport	223,000,000.00	206,103,781.95	16,896,218.05
1091102100		Timboroa-Eldoret Rehabilitation Road Project	0.00	0.00	0.00
	0202000000	Road Transport	0.00	0.00	0.00
1091102200		Kenya/ Ethiopia, Isiolo-Moyale Road Project Phase II (Masarbit-Turbi)	0.00	0.00	0.00
	0202000000	Road Transport	0.00	0.00	0.00
1091102300		Kenya Ethiopia (Turbi-Moyale) Road Project Phase III Corridor Ph II	0.00	0.00	0.00
	0202000000	Road Transport	0.00	0.00	0.00
1091102400		Arusha-Holili/Taveta-Voi Road Project	0.00	0.00	0.00
	0202000000	Road Transport	0.00	0.00	0.00
1091102500		Nairobi Outer Ring Road Improvement Project	0.00	0.00	0.00
	0202000000	Road Transport	0.00	0.00	0.00
1091102600			2,155,870,000.00	1,114,517,129.35	1,041,352,870.65
	0202000000	Road Transport	2,155,870,000.00	1,114,517,129.35	1,041,352,870.65
1091102700			0.00	0.00	0.00
	0202000000	Road Transport	0.00	0.00	0.00
1091102800			5,000,000.00	2,500,000.00	2,500,000.00
	0202000000	Road Transport	5,000,000.00	2,500,000.00	2,500,000.00
1091102900			10,000,000.00	25,000,000.00	(15,000,000.00)
	0202000000	Road Transport	10,000,000.00	25,000,000.00	(15,000,000.00)
1091103000			5,000,000.00	2,500,000.00	2,500,000.00
	0202000000	Road Transport	5,000,000.00	2,500,000.00	2,500,000.00
1091103100			15,000,000.00	0.00	15,000,000.00
	0202000000	Road Transport	15,000,000.00	0.00	15,000,000.00

1091103200			15,000,000.00	15,000,000.00	0.00
	0202000000	Road Transport	15,000,000.00	15,000,000.00	0.00
1091103300			125,000,000.00	125,000,000.00	0.00
	0202000000	Road Transport	125,000,000.00	125,000,000.00	0.00
1091103400			10,000,000.00	15,000,000.00	(5,000,000.00)
	0202000000	Road Transport	10,000,000.00	15,000,000.00	(5,000,000.00)
1091103500			0.00	2,500,000.00	(2,500,000.00)
	0202000000	Road Transport	0.00	2,500,000.00	(2,500,000.00)
1091103600			20,000,000.00	20,000,000.00	0.00
	0202000000	Road Transport	20,000,000.00	20,000,000.00	0.00
1091103700			5,000,000.00	2,500,000.00	2,500,000.00
	0202000000	Road Transport	5,000,000.00	2,500,000.00	2,500,000.00
1091103800			60,000,000.00	60,000,000.00	0.00
	0202000000	Road Transport	60,000,000.00	60,000,000.00	0.00
1091103900			0.00	0.00	0.00
	0202000000	Road Transport	0.00	0.00	0.00
1091104000			0.00	0.00	0.00
	0202000000	Road Transport	0.00	0.00	0.00
1091104100			0.00	0.00	0.00
	0202000000	Road Transport	0.00	0.00	0.00
1091104200			0.00	0.00	0.00
	0202000000	Road Transport	0.00	0.00	0.00
1091104300			25,000,000.00	25,000,000.00	0.00
	0202000000	Road Transport	25,000,000.00	25,000,000.00	0.00
1091104400			47,000,000.00	47,000,000.00	0.00
	0202000000	Road Transport	47,000,000.00	47,000,000.00	0.00
1091104500			0.00	0.00	0.00
	0202000000	Road Transport	0.00	0.00	0.00
1091104600			0.00	0.00	0.00
	0202000000	Road Transport	0.00	0.00	0.00
1091104700			50,000,000.00	50,000,000.00	0.00
	0202000000	Road Transport	50,000,000.00	50,000,000.00	0.00
1091104800			20,000,000.00	20,000,000.00	0.00
	0202000000	Road Transport	20,000,000.00	20,000,000.00	0.00
1091104900			0.00	0.00	0.00
	0202000000	Road Transport	0.00	0.00	0.00
1091105000			0.00	0.00	0.00
	0202000000	Road Transport	0.00	0.00	0.00
1091105100			0.00	0.00	0.00
	0202000000	Road Transport	0.00	0.00	0.00
1091105200			0.00	0.00	0.00
	0202000000	Road Transport	0.00	0.00	0.00
1091105300			25,000,000.00	25,000,000.00	0.00
	0202000000	Road Transport	25,000,000.00	25,000,000.00	0.00
1091105400			30,772,795.00	30,772,795.00	0.00
	0202000000	Road Transport	30,772,795.00	30,772,795.00	0.00
1091105500			0.00	0.00	0.00
	0202000000	Road Transport	0.00	0.00	0.00
1091105600			0.00	0.00	0.00
	0202000000	Road Transport	0.00	0.00	0.00
1091105700			20,000,000.00	50,000,000.00	(30,000,000.00)
	0202000000	Road Transport	20,000,000.00	50,000,000.00	(30,000,000.00)
1091105800			20,000,000.00	20,000,000.00	0.00
	0202000000	Road Transport	20,000,000.00	20,000,000.00	0.00
1091105900			25,000,000.00	12,500,000.00	12,500,000.00
	0202000000	Road Transport	25,000,000.00	12,500,000.00	12,500,000.00
1091106000			0.00	0.00	0.00
	0202000000	Road Transport	0.00	0.00	0.00
1091106100			70,000,000.00	20,000,000.00	50,000,000.00
	0202000000	Road Transport	70,000,000.00	20,000,000.00	50,000,000.00
1091106200			15,000,000.00	15,000,000.00	0.00
	0202000000	Road Transport	15,000,000.00	15,000,000.00	0.00
1091106300			5,000,000.00	2,500,000.00	2,500,000.00
	0202000000	Road Transport	5,000,000.00	2,500,000.00	2,500,000.00
1091106400			0.00	0.00	0.00
	0202000000	Road Transport	0.00	0.00	0.00
1091106500			0.00	0.00	0.00
	0202000000	Road Transport	0.00	0.00	0.00
1091106600			0.00	0.00	0.00
	0202000000	Road Transport	0.00	0.00	0.00
1091106700			63,619,225.00	29,309,613.00	34,309,612.00
	0202000000	Road Transport	63,619,225.00	29,309,613.00	34,309,612.00
1091106800			0.00	0.00	0.00
	0202000000	Road Transport	0.00	0.00	0.00
1091106900			0.00	0.00	0.00
	0202000000	Road Transport	0.00	0.00	0.00

1091107000			45,000,000.00	41,224,334.95	3,775,665.05
	0202000000	Road Transport	45,000,000.00	41,224,334.95	3,775,665.05
1091107200			0.00	0.00	0.00
	0202000000	Road Transport	0.00	0.00	0.00
1091107400			20,000,000.00	20,000,000.00	0.00
	0202000000	Road Transport	20,000,000.00	20,000,000.00	0.00
1091107500			11,500,000.00	11,500,000.00	0.00
	0202000000	Road Transport	11,500,000.00	11,500,000.00	0.00
1091107600			5,000,000.00	2,500,000.00	2,500,000.00
	0202000000	Road Transport	5,000,000.00	2,500,000.00	2,500,000.00
1091107700			5,000,000.00	5,000,000.00	0.00
	0202000000	Road Transport	5,000,000.00	5,000,000.00	0.00
1091109200			58,000,000.00	29,000,000.00	29,000,000.00
	0202000000	Road Transport	58,000,000.00	29,000,000.00	29,000,000.00
1091109300			33,000,000.00	33,000,000.00	0.00
	0202000000	Road Transport	33,000,000.00	33,000,000.00	0.00
1091109500			43,400,000.00	43,400,000.00	0.00
	0202000000	Road Transport	43,400,000.00	43,400,000.00	0.00
1091110100			0.00	0.00	0.00
	0202000000	Road Transport	0.00	0.00	0.00
1091110200			20,000,000.00	20,000,000.00	0.00
	0202000000	Road Transport	20,000,000.00	20,000,000.00	0.00
1091110300			0.00	0.00	0.00
	0202000000	Road Transport	0.00	0.00	0.00
1091110400			0.00	0.00	0.00
	0202000000	Road Transport	0.00	0.00	0.00
1091110500			100,000,000.00	0.00	100,000,000.00
	0202000000	Road Transport	100,000,000.00	0.00	100,000,000.00
1091110600			0.00	0.00	0.00
	0202000000	Road Transport	0.00	0.00	0.00
1091110700			25,000,000.00	25,000,000.00	0.00
	0202000000	Road Transport	25,000,000.00	25,000,000.00	0.00
1091110800			0.00	0.00	0.00
	0202000000	Road Transport	0.00	0.00	0.00
1091110900			0.00	0.00	0.00
	0202000000	Road Transport	0.00	0.00	0.00
1091111000			0.00	0.00	0.00
	0202000000	Road Transport	0.00	0.00	0.00
1091111100			79,628,087.00	29,628,087.00	50,000,000.00
	0202000000	Road Transport	79,628,087.00	29,628,087.00	50,000,000.00
1091111200			0.00	0.00	0.00
	0202000000	Road Transport	0.00	0.00	0.00
1091111300			0.00	0.00	0.00
	0202000000	Road Transport	0.00	0.00	0.00
1091111400			0.00	0.00	0.00
	0202000000	Road Transport	0.00	0.00	0.00
1091111500			0.00	0.00	0.00
	0202000000	Road Transport	0.00	0.00	0.00
1091111600			0.00	0.00	0.00
	0202000000	Road Transport	0.00	0.00	0.00
1091111700			0.00	0.00	0.00
	0202000000	Road Transport	0.00	0.00	0.00
1091111800			22,000,000.00	22,000,000.00	0.00
	0202000000	Road Transport	22,000,000.00	22,000,000.00	0.00
1091111900			0.00	0.00	0.00
	0202000000	Road Transport	0.00	0.00	0.00
1091112000			0.00	0.00	0.00
	0202000000	Road Transport	0.00	0.00	0.00
1091112100			0.00	0.00	0.00
	0202000000	Road Transport	0.00	0.00	0.00
1091112200			0.00	0.00	0.00
	0202000000	Road Transport	0.00	0.00	0.00
1091112300			0.00	0.00	0.00
	0202000000	Road Transport	0.00	0.00	0.00
1091112400			0.00	0.00	0.00
	0202000000	Road Transport	0.00	0.00	0.00
1091112500			300,000,000.00	180,000,000.00	120,000,000.00
	0202000000	Road Transport	300,000,000.00	180,000,000.00	120,000,000.00
1091112600			0.00	2,000,000.00	(2,000,000.00)
	0202000000	Road Transport	0.00	2,000,000.00	(2,000,000.00)
1091112900			2,000,000.00	2,000,000.00	0.00
	0202000000	Road Transport	2,000,000.00	2,000,000.00	0.00
1091113000			0.00	0.00	0.00
	0202000000	Road Transport	0.00	0.00	0.00
1091113100			0.00	0.00	0.00
	0202000000	Road Transport	0.00	0.00	0.00

1091113200			0.00	0.00	0.00
	0202000000	Road Transport	0.00	0.00	0.00
1091113300			0.00	0.00	0.00
	0202000000	Road Transport	0.00	0.00	0.00
1091113600			0.00	0.00	0.00
	0202000000	Road Transport	0.00	0.00	0.00
1091114000			80,000,000.00	80,000,000.00	0.00
	0202000000	Road Transport	80,000,000.00	80,000,000.00	0.00
1091114100			25,000,000.00	25,000,000.00	0.00
	0202000000	Road Transport	25,000,000.00	25,000,000.00	0.00
1091114300			22,000,000.00	22,000,000.00	0.00
	0202000000	Road Transport	22,000,000.00	22,000,000.00	0.00
1091114400			18,000,000.00	18,000,000.00	0.00
	0202000000	Road Transport	18,000,000.00	18,000,000.00	0.00
1091114500			490,000,000.00	136,932,465.15	353,067,534.85
	0202000000	Road Transport	490,000,000.00	136,932,465.15	353,067,534.85
1091114600			0.00	0.00	0.00
	0202000000	Road Transport	0.00	0.00	0.00
1091114700			725,000,000.00	725,000,000.00	0.00
	0202000000	Road Transport	725,000,000.00	725,000,000.00	0.00
1091114800			5,000,000.00	5,000,000.00	0.00
	0202000000	Road Transport	5,000,000.00	5,000,000.00	0.00
1091114900			15,000,000.00	15,000,000.00	0.00
	0202000000	Road Transport	15,000,000.00	15,000,000.00	0.00
1091115000			0.00	0.00	0.00
	0202000000	Road Transport	0.00	0.00	0.00
1091115100			0.00	0.00	0.00
	0202000000	Road Transport	0.00	0.00	0.00
1091115200			0.00	0.00	0.00
	0202000000	Road Transport	0.00	0.00	0.00
1091115300			0.00	0.00	0.00
	0202000000	Road Transport	0.00	0.00	0.00
1091115400			3,100,000,000.00	1,932,866,077.20	1,167,133,922.80
	0202000000	Road Transport	3,100,000,000.00	1,932,866,077.20	1,167,133,922.80
1091115600			0.00	0.00	0.00
	0202000000	Road Transport	0.00	0.00	0.00
1091115700			0.00	0.00	0.00
	0202000000	Road Transport	0.00	0.00	0.00
1091115800			0.00	0.00	0.00
	0202000000	Road Transport	0.00	0.00	0.00
1091115900			0.00	0.00	0.00
	0202000000	Road Transport	0.00	0.00	0.00
1091116000			1,420,000,000.00	685,152,443.75	734,847,556.25
	0202000000	Road Transport	1,420,000,000.00	685,152,443.75	734,847,556.25
1091116100			1,415,000,000.00	1,412,159,957.90	2,840,042.10
	0202000000	Road Transport	1,415,000,000.00	1,412,159,957.90	2,840,042.10
1091116200			0.00	0.00	0.00
	0202000000	Road Transport	0.00	0.00	0.00
1091116300			0.00	0.00	0.00
	0202000000	Road Transport	0.00	0.00	0.00
1091116400			0.00	0.00	0.00
	0202000000	Road Transport	0.00	0.00	0.00
1091116600			40,000,000.00	40,000,000.00	0.00
	0202000000	Road Transport	40,000,000.00	40,000,000.00	0.00
1091116700			247,500,000.00	82,500,000.00	165,000,000.00
	0202000000	Road Transport	247,500,000.00	82,500,000.00	165,000,000.00
1091116800			0.00	0.00	0.00
	0202000000	Road Transport	0.00	0.00	0.00
1091116900			83,316,648.00	83,316,648.00	0.00
	0202000000	Road Transport	83,316,648.00	83,316,648.00	0.00
1091117000			0.00	0.00	0.00
	0202000000	Road Transport	0.00	0.00	0.00
1091117100			0.00	0.00	0.00
	0202000000	Road Transport	0.00	0.00	0.00
1091117200			35,000,000.00	35,000,000.00	0.00
	0202000000	Road Transport	35,000,000.00	35,000,000.00	0.00
1091117300			0.00	0.00	0.00
	0202000000	Road Transport	0.00	0.00	0.00
1091117400			35,000,000.00	35,000,000.00	0.00
	0202000000	Road Transport	35,000,000.00	35,000,000.00	0.00
1091117500			45,000,000.00	45,000,000.00	0.00
	0202000000	Road Transport	45,000,000.00	45,000,000.00	0.00
1091117700			0.00	0.00	0.00
	0202000000	Road Transport	0.00	0.00	0.00
1091117800			25,000,000.00	25,000,000.00	0.00
	0202000000	Road Transport	25,000,000.00	25,000,000.00	0.00

1091117900			0.00	0.00	0.00
	0202000000	Road Transport	0.00	0.00	0.00
1091118000			0.00	0.00	0.00
	0202000000	Road Transport	0.00	0.00	0.00
1091118100			880,000,000.00	880,000,000.00	0.00
	0202000000	Road Transport	880,000,000.00	880,000,000.00	0.00
1091118200			100,000,000.00	100,000,000.00	0.00
	0202000000	Road Transport	100,000,000.00	100,000,000.00	0.00
1091118300			0.00	0.00	0.00
	0202000000	Road Transport	0.00	0.00	0.00
1091118400			0.00	0.00	0.00
	0202000000	Road Transport	0.00	0.00	0.00
1091118500			0.00	0.00	0.00
	0202000000	Road Transport	0.00	0.00	0.00
1091118600			0.00	0.00	0.00
	0202000000	Road Transport	0.00	0.00	0.00
1091118700			0.00	0.00	0.00
	0202000000	Road Transport	0.00	0.00	0.00
1091118800			0.00	0.00	0.00
	0202000000	Road Transport	0.00	0.00	0.00
1091118900			0.00	0.00	0.00
	0202000000	Road Transport	0.00	0.00	0.00
1091119000			0.00	0.00	0.00
	0202000000	Road Transport	0.00	0.00	0.00
1091119100			0.00	0.00	0.00
	0202000000	Road Transport	0.00	0.00	0.00
1091119200			225,000,000.00	125,000,000.00	100,000,000.00
	0202000000	Road Transport	225,000,000.00	125,000,000.00	100,000,000.00
1091119600			10,000,000.00	10,000,000.00	0.00
	0202000000	Road Transport	10,000,000.00	10,000,000.00	0.00
1091119900			10,000,000.00	10,000,000.00	0.00
	0202000000	Road Transport	10,000,000.00	10,000,000.00	0.00
1091120000			385,000,000.00	73,483,576.00	311,516,424.00
	0202000000	Road Transport	385,000,000.00	73,483,576.00	311,516,424.00
1091120100			50,000,000.00	50,000,000.00	0.00
	0202000000	Road Transport	50,000,000.00	50,000,000.00	0.00
1091120200			0.00	0.00	0.00
	0202000000	Road Transport	0.00	0.00	0.00
1091120300			0.00	0.00	0.00
	0202000000	Road Transport	0.00	0.00	0.00
1091120400			0.00	0.00	0.00
	0202000000	Road Transport	0.00	0.00	0.00
1091120500			0.00	0.00	0.00
	0202000000	Road Transport	0.00	0.00	0.00
1091120900			245,000,000.00	95,000,000.00	150,000,000.00
	0202000000	Road Transport	245,000,000.00	95,000,000.00	150,000,000.00
1091121700			0.00	0.00	0.00
	0202000000	Road Transport	0.00	0.00	0.00
1091121800			20,000,000.00	20,000,000.00	0.00
	0202000000	Road Transport	20,000,000.00	20,000,000.00	0.00
1091121900			35,000,000.00	35,000,000.00	0.00
	0202000000	Road Transport	35,000,000.00	35,000,000.00	0.00
1091122000			5,000,000.00	5,000,000.00	0.00
	0202000000	Road Transport	5,000,000.00	5,000,000.00	0.00
1091122100			0.00	0.00	0.00
	0202000000	Road Transport	0.00	0.00	0.00
1091122200			0.00	0.00	0.00
	0202000000	Road Transport	0.00	0.00	0.00
1091122300			0.00	0.00	0.00
	0202000000	Road Transport	0.00	0.00	0.00
1091122400			0.00	0.00	0.00
	0202000000	Road Transport	0.00	0.00	0.00
1091122500			30,000,000.00	30,000,000.00	0.00
	0202000000	Road Transport	30,000,000.00	30,000,000.00	0.00
1091122600			0.00	0.00	0.00
	0202000000	Road Transport	0.00	0.00	0.00
1091122700			0.00	0.00	0.00
	0202000000	Road Transport	0.00	0.00	0.00
1091122800			0.00	0.00	0.00
	0202000000	Road Transport	0.00	0.00	0.00
1091122900			0.00	0.00	0.00
	0202000000	Road Transport	0.00	0.00	0.00
1091123000			0.00	0.00	0.00
	0202000000	Road Transport	0.00	0.00	0.00
1091123100			25,000,000.00	25,000,000.00	0.00
	0202000000	Road Transport	25,000,000.00	25,000,000.00	0.00

1091123200			80,000,000.00	80,000,000.00	0.00
	0202000000	Road Transport	80,000,000.00	80,000,000.00	0.00
1091123300			87,000,000.00	86,766,430.40	233,569.60
	0202000000	Road Transport	87,000,000.00	86,766,430.40	233,569.60
1091123400			0.00	0.00	0.00
	0202000000	Road Transport	0.00	0.00	0.00
1091123500			0.00	0.00	0.00
	0202000000	Road Transport	0.00	0.00	0.00
1091123600			0.00	0.00	0.00
	0202000000	Road Transport	0.00	0.00	0.00
1091123700			0.00	0.00	0.00
	0202000000	Road Transport	0.00	0.00	0.00
1091124100			0.00	0.00	0.00
	0202000000	Road Transport	0.00	0.00	0.00
1091124200			0.00	0.00	0.00
	0202000000	Road Transport	0.00	0.00	0.00
1091124300			0.00	0.00	0.00
	0202000000	Road Transport	0.00	0.00	0.00
1091124400			150,000,000.00	75,000,000.00	75,000,000.00
	0202000000	Road Transport	150,000,000.00	75,000,000.00	75,000,000.00
1091124700			0.00	0.00	0.00
	0202000000	Road Transport	0.00	0.00	0.00
1091124800			5,000,000,000.00	5,000,000,000.00	0.00
	0202000000	Road Transport	5,000,000,000.00	5,000,000,000.00	0.00
1091124900			25,000,000.00	25,000,000.00	0.00
	0202000000	Road Transport	25,000,000.00	25,000,000.00	0.00
1091125000			20,000,000.00	20,000,000.00	0.00
	0202000000	Road Transport	20,000,000.00	20,000,000.00	0.00
1091125100			160,000,000.00	160,000,000.00	0.00
	0202000000	Road Transport	160,000,000.00	160,000,000.00	0.00
1091125200			0.00	0.00	0.00
	0202000000	Road Transport	0.00	0.00	0.00
1091125300			40,000,000.00	40,000,000.00	0.00
	0202000000	Road Transport	40,000,000.00	40,000,000.00	0.00
1091125400			0.00	0.00	0.00
	0202000000	Road Transport	0.00	0.00	0.00
1091125500			10,000,000.00	10,000,000.00	0.00
	0202000000	Road Transport	10,000,000.00	10,000,000.00	0.00
1091125600			60,000,000.00	60,000,000.00	0.00
	0202000000	Road Transport	60,000,000.00	60,000,000.00	0.00
1091125700			25,000,000.00	25,000,000.00	0.00
	0202000000	Road Transport	25,000,000.00	25,000,000.00	0.00
1091125800			370,000,000.00	270,000,000.00	100,000,000.00
	0202000000	Road Transport	370,000,000.00	270,000,000.00	100,000,000.00
1091125900			30,000,000.00	30,000,000.00	0.00
	0202000000	Road Transport	30,000,000.00	30,000,000.00	0.00
1091126000			0.00	0.00	0.00
	0202000000	Road Transport	0.00	0.00	0.00
1091126100			25,000,000.00	25,000,000.00	0.00
	0202000000	Road Transport	25,000,000.00	25,000,000.00	0.00
1091126200			25,000,000.00	25,000,000.00	0.00
	0202000000	Road Transport	25,000,000.00	25,000,000.00	0.00
1091126300			548,589,077.00	487,539,451.00	61,049,626.00
	0202000000	Road Transport	548,589,077.00	487,539,451.00	61,049,626.00
1091126400			0.00	0.00	0.00
	0202000000	Road Transport	0.00	0.00	0.00
1091126500			0.00	0.00	0.00
	0202000000	Road Transport	0.00	0.00	0.00
1091126600			0.00	0.00	0.00
	0202000000	Road Transport	0.00	0.00	0.00
1091126700			37,553,438.00	31,124,905.80	6,428,532.20
	0202000000	Road Transport	37,553,438.00	31,124,905.80	6,428,532.20
1091126900			84,195,000.00	85,862,507.70	(1,667,507.70)
	0202000000	Road Transport	84,195,000.00	85,862,507.70	(1,667,507.70)
1091127000			20,000,000.00	17,008,463.70	2,991,536.30
	0202000000	Road Transport	20,000,000.00	17,008,463.70	2,991,536.30
1091127100			90,000,000.00	89,995,465.60	4,534.40
	0202000000	Road Transport	90,000,000.00	89,995,465.60	4,534.40
1091127200			35,000,000.00	35,000,000.00	0.00
	0202000000	Road Transport	35,000,000.00	35,000,000.00	0.00
1091127300			10,000,000.00	10,000,000.00	0.00
	0202000000	Road Transport	10,000,000.00	10,000,000.00	0.00
1091127400			38,000,000.00	38,000,000.00	0.00
	0202000000	Road Transport	38,000,000.00	38,000,000.00	0.00
1091127500			0.00	0.00	0.00
	0202000000	Road Transport	0.00	0.00	0.00

1091127600			30,000,000.00	29,686,259.00	313,741.00
	0202000000	Road Transport	30,000,000.00	29,686,259.00	313,741.00
1091127700			0.00	0.00	0.00
	0202000000	Road Transport	0.00	0.00	0.00
1091127800			71,643,005.00	21,643,005.00	50,000,000.00
	0202000000	Road Transport	71,643,005.00	21,643,005.00	50,000,000.00
1091127900			9,500,000.00	9,484,954.95	15,045.05
	0202000000	Road Transport	9,500,000.00	9,484,954.95	15,045.05
1091128000			11,822,186,340.00	11,822,186,340.00	0.00
	0202000000	Road Transport	11,822,186,340.00	11,822,186,340.00	0.00
1091128100			400,000,000.00	400,000,000.00	0.00
	0202000000	Road Transport	400,000,000.00	400,000,000.00	0.00
1091128200			0.00	0.00	0.00
	0202000000	Road Transport	0.00	0.00	0.00
1091128300			0.00	0.00	0.00
	0202000000	Road Transport	0.00	0.00	0.00
1091128400			0.00	0.00	0.00
	0202000000	Road Transport	0.00	0.00	0.00
1091128500			0.00	0.00	0.00
	0202000000	Road Transport	0.00	0.00	0.00
1091128600			335,000,000.00	285,000,000.00	50,000,000.00
	0202000000	Road Transport	335,000,000.00	285,000,000.00	50,000,000.00
1091128700			0.00	0.00	0.00
	0202000000	Road Transport	0.00	0.00	0.00
1091128800			0.00	0.00	0.00
	0202000000	Road Transport	0.00	0.00	0.00
1091128900			0.00	0.00	0.00
	0202000000	Road Transport	0.00	0.00	0.00
1091129000			0.00	0.00	0.00
	0202000000	Road Transport	0.00	0.00	0.00
1091129100			0.00	0.00	0.00
	0202000000	Road Transport	0.00	0.00	0.00
1091129200			0.00	0.00	0.00
	0202000000	Road Transport	0.00	0.00	0.00
1091129300			0.00	0.00	0.00
	0202000000	Road Transport	0.00	0.00	0.00
1091129400			0.00	0.00	0.00
	0202000000	Road Transport	0.00	0.00	0.00
1091129500			0.00	0.00	0.00
	0202000000	Road Transport	0.00	0.00	0.00
1091129600			97,500,000.00	60,000,000.00	37,500,000.00
	0202000000	Road Transport	97,500,000.00	60,000,000.00	37,500,000.00
1091129700			0.00	0.00	0.00
	0202000000	Road Transport	0.00	0.00	0.00
1091129800			0.00	0.00	0.00
	0202000000	Road Transport	0.00	0.00	0.00
1091129900			0.00	0.00	0.00
	0202000000	Road Transport	0.00	0.00	0.00
1091130000			0.00	0.00	0.00
	0202000000	Road Transport	0.00	0.00	0.00
1091130100			0.00	0.00	0.00
	0202000000	Road Transport	0.00	0.00	0.00
1091130200			0.00	0.00	0.00
	0202000000	Road Transport	0.00	0.00	0.00
1091130300			0.00	0.00	0.00
	0202000000	Road Transport	0.00	0.00	0.00
1091130400			0.00	0.00	0.00
	0202000000	Road Transport	0.00	0.00	0.00
1091130500			0.00	0.00	0.00
	0202000000	Road Transport	0.00	0.00	0.00
1091130600			0.00	0.00	0.00
	0202000000	Road Transport	0.00	0.00	0.00
1091130700			0.00	0.00	0.00
	0202000000	Road Transport	0.00	0.00	0.00
1091130800			130,000,000.00	60,000,000.00	70,000,000.00
	0202000000	Road Transport	130,000,000.00	60,000,000.00	70,000,000.00
1091130900			0.00	0.00	0.00
	0202000000	Road Transport	0.00	0.00	0.00
1091131000			0.00	0.00	0.00
	0202000000	Road Transport	0.00	0.00	0.00
1091131100			0.00	0.00	0.00
	0202000000	Road Transport	0.00	0.00	0.00
1091131400			40,000,000.00	40,000,000.00	0.00
	0202000000	Road Transport	40,000,000.00	40,000,000.00	0.00
1091131700			0.00	0.00	0.00
	0202000000	Road Transport	0.00	0.00	0.00

1091132000			347,200,000.00	211,604,130.50	135,595,869.50
	0202000000	Road Transport	347,200,000.00	211,604,130.50	135,595,869.50
1091132100			0.00	0.00	0.00
	0202000000	Road Transport	0.00	0.00	0.00
1091132200			25,000,000.00	25,000,000.00	0.00
	0202000000	Road Transport	25,000,000.00	25,000,000.00	0.00
1091132300			0.00	0.00	0.00
	0202000000	Road Transport	0.00	0.00	0.00
1091132400			35,000,000.00	22,500,000.00	12,500,000.00
	0202000000	Road Transport	35,000,000.00	22,500,000.00	12,500,000.00
1091132500			0.00	0.00	0.00
	0202000000	Road Transport	0.00	0.00	0.00
1091132600			0.00	0.00	0.00
	0202000000	Road Transport	0.00	0.00	0.00
1091132700			0.00	0.00	0.00
	0202000000	Road Transport	0.00	0.00	0.00
1091132800			0.00	0.00	0.00
	0202000000	Road Transport	0.00	0.00	0.00
1091132900			0.00	0.00	0.00
	0202000000	Road Transport	0.00	0.00	0.00
1091133000			0.00	0.00	0.00
	0202000000	Road Transport	0.00	0.00	0.00
1091133100			0.00	0.00	0.00
	0202000000	Road Transport	0.00	0.00	0.00
1091133200			0.00	0.00	0.00
	0202000000	Road Transport	0.00	0.00	0.00
1091133300			0.00	0.00	0.00
	0202000000	Road Transport	0.00	0.00	0.00
1091133400			0.00	0.00	0.00
	0202000000	Road Transport	0.00	0.00	0.00
1091133500			0.00	0.00	0.00
	0202000000	Road Transport	0.00	0.00	0.00
1091133600			0.00	0.00	0.00
	0202000000	Road Transport	0.00	0.00	0.00
1091133700			2,347,380,967.00	2,348,820,000.00	(1,439,033.00)
	0202000000	Road Transport	2,347,380,967.00	2,348,820,000.00	(1,439,033.00)
1091133800			2,235,110,523.00	1,841,119,916.55	393,990,606.45
	0202000000	Road Transport	2,235,110,523.00	1,841,119,916.55	393,990,606.45
1091133900			4,000,143,468.00	2,902,848,465.75	1,097,295,002.25
	0202000000	Road Transport	4,000,143,468.00	2,902,848,465.75	1,097,295,002.25
1091134000			0.00	0.00	0.00
	0202000000	Road Transport	0.00	0.00	0.00
1091134100			1,154,521,012.00	1,023,021,012.00	131,500,000.00
	0202000000	Road Transport	1,154,521,012.00	1,023,021,012.00	131,500,000.00
1091134200			0.00	0.00	0.00
	0202000000	Road Transport	0.00	0.00	0.00
1091134300			0.00	0.00	0.00
	0202000000	Road Transport	0.00	0.00	0.00
1091134400			0.00	0.00	0.00
	0202000000	Road Transport	0.00	0.00	0.00
1091134500			375,000,000.00	200,000,000.00	175,000,000.00
	0202000000	Road Transport	375,000,000.00	200,000,000.00	175,000,000.00
1091134600			0.00	0.00	0.00
	0202000000	Road Transport	0.00	0.00	0.00
1091134700			0.00	0.00	0.00
	0202000000	Road Transport	0.00	0.00	0.00
1091134800			0.00	0.00	0.00
	0202000000	Road Transport	0.00	0.00	0.00
1091134900			0.00	0.00	0.00
	0202000000	Road Transport	0.00	0.00	0.00
1091135000			0.00	0.00	0.00
	0202000000	Road Transport	0.00	0.00	0.00
1091135100			0.00	0.00	0.00
	0202000000	Road Transport	0.00	0.00	0.00
1091135200			0.00	0.00	0.00
	0202000000	Road Transport	0.00	0.00	0.00
1091135300			0.00	0.00	0.00
	0202000000	Road Transport	0.00	0.00	0.00
1091135400			3,974,357,630.00	2,787,327,844.25	1,187,029,785.75
	0202000000	Road Transport	3,974,357,630.00	2,787,327,844.25	1,187,029,785.75
1091135500			15,000,000.00	15,000,000.00	0.00
	0202000000	Road Transport	15,000,000.00	15,000,000.00	0.00
1091135600			158,000,000.00	121,690,303.30	36,309,696.70
	0202000000	Road Transport	158,000,000.00	121,690,303.30	36,309,696.70
1091135700			0.00	0.00	0.00
	0202000000	Road Transport	0.00	0.00	0.00

1091135800			0.00	0.00	0.00
	0202000000	Road Transport	0.00	0.00	0.00
1091135900			120,000,000.00	120,000,000.00	0.00
	0202000000	Road Transport	120,000,000.00	120,000,000.00	0.00
1091136000			350,000,000.00	300,000,000.00	50,000,000.00
	0202000000	Road Transport	350,000,000.00	300,000,000.00	50,000,000.00
1091136100			0.00	0.00	0.00
	0202000000	Road Transport	0.00	0.00	0.00
1091136200			0.00	0.00	0.00
	0202000000	Road Transport	0.00	0.00	0.00
1091136300			0.00	0.00	0.00
	0202000000	Road Transport	0.00	0.00	0.00
1091136400			0.00	0.00	0.00
	0202000000	Road Transport	0.00	0.00	0.00
1091136500			70,000,000.00	0.00	70,000,000.00
	0202000000	Road Transport	70,000,000.00	0.00	70,000,000.00
1091136600			0.00	0.00	0.00
	0202000000	Road Transport	0.00	0.00	0.00
1091136700			24,000,000.00	24,000,000.00	0.00
	0202000000	Road Transport	24,000,000.00	24,000,000.00	0.00
1091136800			0.00	0.00	0.00
	0202000000	Road Transport	0.00	0.00	0.00
1091137000			24,000,000.00	24,000,000.00	0.00
	0202000000	Road Transport	24,000,000.00	24,000,000.00	0.00
1091137100			217,000,000.00	207,000,000.00	10,000,000.00
	0202000000	Road Transport	217,000,000.00	207,000,000.00	10,000,000.00
1091137200			58,000,000.00	58,000,000.00	0.00
	0202000000	Road Transport	58,000,000.00	58,000,000.00	0.00
1091137300			0.00	0.00	0.00
	0202000000	Road Transport	0.00	0.00	0.00
1091137400			141,500,000.00	137,500,000.00	4,000,000.00
	0202000000	Road Transport	141,500,000.00	137,500,000.00	4,000,000.00
1091137500			0.00	0.00	0.00
	0202000000	Road Transport	0.00	0.00	0.00
1091137600			0.00	0.00	0.00
	0202000000	Road Transport	0.00	0.00	0.00
1091137700			0.00	0.00	0.00
	0202000000	Road Transport	0.00	0.00	0.00
1091137800			0.00	0.00	0.00
	0202000000	Road Transport	0.00	0.00	0.00
1091137900			0.00	0.00	0.00
	0202000000	Road Transport	0.00	0.00	0.00
1091138000			0.00	0.00	0.00
	0202000000	Road Transport	0.00	0.00	0.00
1091138100			0.00	0.00	0.00
	0202000000	Road Transport	0.00	0.00	0.00
1091138200			0.00	0.00	0.00
	0202000000	Road Transport	0.00	0.00	0.00
1091138300			0.00	0.00	0.00
	0202000000	Road Transport	0.00	0.00	0.00
1091138400			15,015,000.00	10,007,500.00	5,007,500.00
	0202000000	Road Transport	15,015,000.00	10,007,500.00	5,007,500.00
1091138500			0.00	0.00	0.00
	0202000000	Road Transport	0.00	0.00	0.00
1091138600			0.00	0.00	0.00
	0202000000	Road Transport	0.00	0.00	0.00
1091138700			0.00	0.00	0.00
	0202000000	Road Transport	0.00	0.00	0.00
1091138800			0.00	0.00	0.00
	0202000000	Road Transport	0.00	0.00	0.00
1091138900			0.00	0.00	0.00
	0202000000	Road Transport	0.00	0.00	0.00
1091139000			0.00	0.00	0.00
	0202000000	Road Transport	0.00	0.00	0.00
1091139100			18,000,000.00	18,000,000.00	0.00
	0202000000	Road Transport	18,000,000.00	18,000,000.00	0.00
1091139200			10,000,000.00	9,826,240.00	173,760.00
	0202000000	Road Transport	10,000,000.00	9,826,240.00	173,760.00
1091139300			0.00	0.00	0.00
	0202000000	Road Transport	0.00	0.00	0.00
1091139400			20,000,000.00	20,000,000.00	0.00
	0202000000	Road Transport	20,000,000.00	20,000,000.00	0.00
1091139500			39,500,000.00	39,500,000.00	0.00
	0202000000	Road Transport	39,500,000.00	39,500,000.00	0.00
1091139600			0.00	0.00	0.00
	0202000000	Road Transport	0.00	0.00	0.00

1091139700			141,251,898.00	136,251,898.00	5,000,000.00
	0202000000	Road Transport	141,251,898.00	136,251,898.00	5,000,000.00
1091139800			240,000,000.00	130,000,000.00	110,000,000.00
	0202000000	Road Transport	240,000,000.00	130,000,000.00	110,000,000.00
1091139900			0.00	0.00	0.00
	0202000000	Road Transport	0.00	0.00	0.00
1091140000			0.00	0.00	0.00
	0202000000	Road Transport	0.00	0.00	0.00
1091140100			7,811,000,000.00	6,075,837,060.50	1,735,162,939.50
	0202000000	Road Transport	7,811,000,000.00	6,075,837,060.50	1,735,162,939.50
1091140200			1,900,000,000.00	1,089,257,836.40	810,742,163.60
	0202000000	Road Transport	1,900,000,000.00	1,089,257,836.40	810,742,163.60
1091140300			70,000,000.00	40,000,000.00	30,000,000.00
	0202000000	Road Transport	70,000,000.00	40,000,000.00	30,000,000.00
1091140400			50,000,000.00	50,000,000.00	0.00
	0202000000	Road Transport	50,000,000.00	50,000,000.00	0.00
1091140500			160,000,000.00	160,000,000.00	0.00
	0202000000	Road Transport	160,000,000.00	160,000,000.00	0.00
1091140600			490,000,000.00	490,000,000.00	0.00
	0202000000	Road Transport	490,000,000.00	490,000,000.00	0.00
1091140800			55,000,000.00	55,000,000.00	0.00
	0202000000	Road Transport	55,000,000.00	55,000,000.00	0.00
1091140900			0.00	0.00	0.00
	0202000000	Road Transport	0.00	0.00	0.00
1091141000			942,000,000.00	942,000,000.00	0.00
	0202000000	Road Transport	942,000,000.00	942,000,000.00	0.00
1091141100			0.00	0.00	0.00
	0202000000	Road Transport	0.00	0.00	0.00
1091141300			0.00	0.00	0.00
	0202000000	Road Transport	0.00	0.00	0.00
1091141400			0.00	0.00	0.00
	0202000000	Road Transport	0.00	0.00	0.00
1091141500			0.00	0.00	0.00
	0202000000	Road Transport	0.00	0.00	0.00
1091141600			0.00	0.00	0.00
	0202000000	Road Transport	0.00	0.00	0.00
1091141700			0.00	0.00	0.00
	0202000000	Road Transport	0.00	0.00	0.00
1091141800			0.00	0.00	0.00
	0202000000	Road Transport	0.00	0.00	0.00
1091141900			574,000,000.00	61,633,815.50	512,366,184.50
	0202000000	Road Transport	574,000,000.00	61,633,815.50	512,366,184.50
1091142000			0.00	0.00	0.00
	0202000000	Road Transport	0.00	0.00	0.00
1091142100			0.00	0.00	0.00
	0202000000	Road Transport	0.00	0.00	0.00
1091142300			5,262,500,000.00	5,214,307,586.80	48,192,413.20
	0202000000	Road Transport	5,262,500,000.00	5,214,307,586.80	48,192,413.20
1091142400			1,010,000,000.00	948,214,013.40	61,785,986.60
	0202000000	Road Transport	1,010,000,000.00	948,214,013.40	61,785,986.60
1091142500			127,131,500.00	127,131,500.00	0.00
	0202000000	Road Transport	127,131,500.00	127,131,500.00	0.00
1091142600			0.00	0.00	0.00
	0202000000	Road Transport	0.00	0.00	0.00
1091142700			10,000,000.00	10,000,000.00	0.00
	0202000000	Road Transport	10,000,000.00	10,000,000.00	0.00
1091142800			0.00	0.00	0.00
	0202000000	Road Transport	0.00	0.00	0.00
1091142900			35,000,000.00	17,500,000.00	17,500,000.00
	0202000000	Road Transport	35,000,000.00	17,500,000.00	17,500,000.00
1091143000			70,000,000.00	68,000,000.00	2,000,000.00
	0202000000	Road Transport	70,000,000.00	68,000,000.00	2,000,000.00
1091143100			440,000,000.00	275,000,000.00	165,000,000.00
	0202000000	Road Transport	440,000,000.00	275,000,000.00	165,000,000.00
1091143300			0.00	0.00	0.00
	0202000000	Road Transport	0.00	0.00	0.00
1091143400			5,000,000.00	0.00	5,000,000.00
	0202000000	Road Transport	5,000,000.00	0.00	5,000,000.00
1091143600			0.00	0.00	0.00
	0202000000	Road Transport	0.00	0.00	0.00
1091143700			190,000,000.00	190,000,000.00	0.00
	0202000000	Road Transport	190,000,000.00	190,000,000.00	0.00
1091143800			150,000,000.00	50,000,000.00	100,000,000.00
	0202000000	Road Transport	150,000,000.00	50,000,000.00	100,000,000.00
1091144000			115,000,000.00	115,000,000.00	0.00
	0202000000	Road Transport	115,000,000.00	115,000,000.00	0.00

1091144100			66,410,923.00	66,410,923.00	0.00
	0202000000	Road Transport	66,410,923.00	66,410,923.00	0.00
1091144200			0.00	0.00	0.00
	0202000000	Road Transport	0.00	0.00	0.00
1091144300			40,000,000.00	40,000,000.00	0.00
	0202000000	Road Transport	40,000,000.00	40,000,000.00	0.00
1091144400			0.00	0.00	0.00
	0202000000	Road Transport	0.00	0.00	0.00
1091144500			150,000,000.00	150,000,000.00	0.00
	0202000000	Road Transport	150,000,000.00	150,000,000.00	0.00
1091144600			0.00	0.00	0.00
	0202000000	Road Transport	0.00	0.00	0.00
1091145100			30,000,000.00	30,104,903.50	(104,903.50)
	0202000000	Road Transport	30,000,000.00	30,104,903.50	(104,903.50)
1091145200			0.00	0.00	0.00
	0202000000	Road Transport	0.00	0.00	0.00
1091145300			96,000,000.00	96,000,000.00	0.00
	0202000000	Road Transport	96,000,000.00	96,000,000.00	0.00
1091145400			10,000,000.00	10,000,000.00	0.00
	0202000000	Road Transport	10,000,000.00	10,000,000.00	0.00
1091145500			0.00	0.00	0.00
	0202000000	Road Transport	0.00	0.00	0.00
1091145600			0.00	0.00	0.00
	0202000000	Road Transport	0.00	0.00	0.00
1091145700			0.00	0.00	0.00
	0202000000	Road Transport	0.00	0.00	0.00
1091145800			447,000,000.00	420,000,000.00	27,000,000.00
	0202000000	Road Transport	447,000,000.00	420,000,000.00	27,000,000.00
1091145900			60,000,000.00	60,000,000.00	0.00
	0202000000	Road Transport	60,000,000.00	60,000,000.00	0.00
1091146000			0.00	0.00	0.00
	0202000000	Road Transport	0.00	0.00	0.00
1091146100			161,000,000.00	10,500,000.00	150,500,000.00
	0202000000	Road Transport	161,000,000.00	10,500,000.00	150,500,000.00
1091146200			4,904,099,650.00	3,245,722,927.00	1,658,376,723.00
	0202000000	Road Transport	4,904,099,650.00	3,245,722,927.00	1,658,376,723.00
1091146300			260,600,000.00	160,600,000.00	100,000,000.00
	0202000000	Road Transport	260,600,000.00	160,600,000.00	100,000,000.00
1091146400			30,000,000.00	20,000,000.00	10,000,000.00
	0202000000	Road Transport	30,000,000.00	20,000,000.00	10,000,000.00
1091146500			67,640,000.00	85,280,000.00	(17,640,000.00)
	0202000000	Road Transport	67,640,000.00	85,280,000.00	(17,640,000.00)
1091146600			20,000,000.00	20,000,000.00	0.00
	0202000000	Road Transport	20,000,000.00	20,000,000.00	0.00
1091146700			0.00	0.00	0.00
	0202000000	Road Transport	0.00	0.00	0.00
1091146800			0.00	0.00	0.00
	0202000000	Road Transport	0.00	0.00	0.00
1091146900			0.00	0.00	0.00
	0202000000	Road Transport	0.00	0.00	0.00
1091147000			0.00	0.00	0.00
	0202000000	Road Transport	0.00	0.00	0.00
1091147100			35,000,000.00	35,000,000.00	0.00
	0202000000	Road Transport	35,000,000.00	35,000,000.00	0.00
1091147200			75,000,000.00	25,000,000.00	50,000,000.00
	0202000000	Road Transport	75,000,000.00	25,000,000.00	50,000,000.00
1091147300			0.00	0.00	0.00
	0202000000	Road Transport	0.00	0.00	0.00
1091147400			0.00	0.00	0.00
	0202000000	Road Transport	0.00	0.00	0.00
1091147500			0.00	0.00	0.00
	0202000000	Road Transport	0.00	0.00	0.00
1091147600			0.00	0.00	0.00
	0202000000	Road Transport	0.00	0.00	0.00
1091147700			0.00	0.00	0.00
	0202000000	Road Transport	0.00	0.00	0.00
1091147800			30,000,000.00	30,000,000.00	0.00
	0202000000	Road Transport	30,000,000.00	30,000,000.00	0.00
1091147900			32,200,000.00	0.00	32,200,000.00
	0202000000	Road Transport	32,200,000.00	0.00	32,200,000.00
1091148100			1,000,000.00	0.00	1,000,000.00
	0202000000	Road Transport	1,000,000.00	0.00	1,000,000.00
1091148300			125,000,000.00	125,000,000.00	0.00
	0202000000	Road Transport	125,000,000.00	125,000,000.00	0.00
1091148400			90,000,000.00	90,000,000.00	0.00
	0202000000	Road Transport	90,000,000.00	90,000,000.00	0.00

1091148500		Spot Improvement XI	700,600,000.00	483,375,157.00	217,224,843.00
	0202000000	Road Transport	700,600,000.00	483,375,157.00	217,224,843.00
1091148700			430,000,000.00	9,911,563.00	420,088,437.00
	0202000000	Road Transport	430,000,000.00	9,911,563.00	420,088,437.00
1091148800			3,000,000.00	3,000,000.00	0.00
	0202000000	Road Transport	3,000,000.00	3,000,000.00	0.00
1091148900			0.00	0.00	0.00
	0202000000	Road Transport	0.00	0.00	0.00
1091149000			0.00	0.00	0.00
	0202000000	Road Transport	0.00	0.00	0.00
1091149100			0.00	0.00	0.00
	0202000000	Road Transport	0.00	0.00	0.00
1091149200			0.00	0.00	0.00
	0202000000	Road Transport	0.00	0.00	0.00
1091149300			0.00	0.00	0.00
	0202000000	Road Transport	0.00	0.00	0.00
1091149400			0.00	0.00	0.00
	0202000000	Road Transport	0.00	0.00	0.00
1091149500			0.00	0.00	0.00
	0202000000	Road Transport	0.00	0.00	0.00
1091149600			0.00	0.00	0.00
	0202000000	Road Transport	0.00	0.00	0.00
1091149700			0.00	0.00	0.00
	0202000000	Road Transport	0.00	0.00	0.00
1091149800			1,555,000,000.00	1,041,675,771.60	513,324,228.40
	0202000000	Road Transport	1,555,000,000.00	1,041,675,771.60	513,324,228.40
1091149900			0.00	0.00	0.00
	0202000000	Road Transport	0.00	0.00	0.00
1091150000			20,000,000.00	20,000,000.00	0.00
	0202000000	Road Transport	20,000,000.00	20,000,000.00	0.00
1091150200			270,000,000.00	270,000,000.00	0.00
	0202000000	Road Transport	270,000,000.00	270,000,000.00	0.00
1091150300			25,000,000.00	25,000,000.00	0.00
	0202000000	Road Transport	25,000,000.00	25,000,000.00	0.00
1091150400			25,000,000.00	25,000,000.00	0.00
	0202000000	Road Transport	25,000,000.00	25,000,000.00	0.00
1091150500			0.00	0.00	0.00
	0202000000	Road Transport	0.00	0.00	0.00
1091150600			40,000,000.00	40,000,000.00	0.00
	0202000000	Road Transport	40,000,000.00	40,000,000.00	0.00
1091150700			130,000,000.00	65,000,000.00	65,000,000.00
	0202000000	Road Transport	130,000,000.00	65,000,000.00	65,000,000.00
1091150800			0.00	0.00	0.00
	0202000000	Road Transport	0.00	0.00	0.00
1091150900			0.00	0.00	0.00
	0202000000	Road Transport	0.00	0.00	0.00
1091151000			0.00	0.00	0.00
	0202000000	Road Transport	0.00	0.00	0.00
1091151100			0.00	0.00	0.00
	0202000000	Road Transport	0.00	0.00	0.00
1091151200			0.00	0.00	0.00
	0202000000	Road Transport	0.00	0.00	0.00
1091151300			0.00	0.00	0.00
	0202000000	Road Transport	0.00	0.00	0.00
1091151400			0.00	0.00	0.00
	0202000000	Road Transport	0.00	0.00	0.00
1091151500			0.00	0.00	0.00
	0202000000	Road Transport	0.00	0.00	0.00
1091151600			60,000,000.00	60,000,000.00	0.00
	0202000000	Road Transport	60,000,000.00	60,000,000.00	0.00
1091151700			565,036,653.00	495,451,920.00	69,584,733.00
	0202000000	Road Transport	565,036,653.00	495,451,920.00	69,584,733.00
1091151800			15,000,000.00	13,041,352.00	1,958,648.00
	0202000000	Road Transport	15,000,000.00	13,041,352.00	1,958,648.00
1091151900			0.00	0.00	0.00
	0202000000	Road Transport	0.00	0.00	0.00
1091152000			875,500,000.00	775,500,000.00	100,000,000.00
	0202000000	Road Transport	875,500,000.00	775,500,000.00	100,000,000.00
1091152100			135,000,000.00	85,000,000.00	50,000,000.00
	0202000000	Road Transport	135,000,000.00	85,000,000.00	50,000,000.00
1091152200			294,500,000.00	322,500,000.00	(28,000,000.00)
	0202000000	Road Transport	294,500,000.00	322,500,000.00	(28,000,000.00)
1091152300			800,000,000.00	735,000,000.00	65,000,000.00
	0202000000	Road Transport	800,000,000.00	735,000,000.00	65,000,000.00
1091152400		Spot Improvement XII	175,800,000.00	115,400,000.00	60,400,000.00
	0202000000	Road Transport	175,800,000.00	115,400,000.00	60,400,000.00

1091152600			200,000,000.00	150,000,000.00	50,000,000.00
	0202000000	Road Transport	200,000,000.00	150,000,000.00	50,000,000.00
1091152700			71,870,860.00	69,935,430.00	1,935,430.00
	0202000000	Road Transport	71,870,860.00	69,935,430.00	1,935,430.00
1091152800			2,411,200,000.00	1,332,302,654.00	1,078,897,346.00
	0202000000	Road Transport	2,411,200,000.00	1,332,302,654.00	1,078,897,346.00
1091152900			650,000,000.00	550,000,000.00	100,000,000.00
	0202000000	Road Transport	650,000,000.00	550,000,000.00	100,000,000.00
1091153000			217,000,000.00	117,000,000.00	100,000,000.00
	0202000000	Road Transport	217,000,000.00	117,000,000.00	100,000,000.00
1091153200			142,500,000.00	142,500,000.00	0.00
	0202000000	Road Transport	142,500,000.00	142,500,000.00	0.00
1091153300			280,000,000.00	80,000,000.00	200,000,000.00
	0202000000	Road Transport	280,000,000.00	80,000,000.00	200,000,000.00
1091153600			10,000,000.00	10,000,000.00	0.00
	0202000000	Road Transport	10,000,000.00	10,000,000.00	0.00
1091153900			30,000,000.00	30,000,000.00	0.00
	0202000000	Road Transport	30,000,000.00	30,000,000.00	0.00
1091154400			1,510,000,000.00	1,199,859,604.35	310,140,395.65
	0202000000	Road Transport	1,510,000,000.00	1,199,859,604.35	310,140,395.65
1091154600			2,240,000,000.00	2,140,000,000.00	100,000,000.00
	0202000000	Road Transport	2,240,000,000.00	2,140,000,000.00	100,000,000.00
1091155700			150,000,000.00	73,973,910.30	76,026,089.70
	0202000000	Road Transport	150,000,000.00	73,973,910.30	76,026,089.70
1091155800			0.00	0.00	0.00
	0202000000	Road Transport	0.00	0.00	0.00
1091156000			100,000,000.00	100,000,000.00	0.00
	0202000000	Road Transport	100,000,000.00	100,000,000.00	0.00
1091156100			41,500,000.00	41,500,000.00	0.00
	0202000000	Road Transport	41,500,000.00	41,500,000.00	0.00
1091156200			0.00	0.00	0.00
	0202000000	Road Transport	0.00	0.00	0.00
1091156300			0.00	0.00	0.00
	0202000000	Road Transport	0.00	0.00	0.00
1091156400			0.00	0.00	0.00
	0202000000	Road Transport	0.00	0.00	0.00
1091156500			4,055,000,000.00	3,854,999,999.90	200,000,000.10
	0202000000	Road Transport	4,055,000,000.00	3,854,999,999.90	200,000,000.10
1091156600			2,755,000,000.00	2,555,000,000.00	200,000,000.00
	0202000000	Road Transport	2,755,000,000.00	2,555,000,000.00	200,000,000.00
1091156700			1,190,000,000.00	1,040,000,000.00	150,000,000.00
	0202000000	Road Transport	1,190,000,000.00	1,040,000,000.00	150,000,000.00
1091156800			989,000,000.00	839,000,000.00	150,000,000.00
	0202000000	Road Transport	989,000,000.00	839,000,000.00	150,000,000.00
1091156900			1,202,500,000.00	1,052,500,000.00	150,000,000.00
	0202000000	Road Transport	1,202,500,000.00	1,052,500,000.00	150,000,000.00
1091157000			1,067,000,000.00	917,000,000.00	150,000,000.00
	0202000000	Road Transport	1,067,000,000.00	917,000,000.00	150,000,000.00
1091157100			550,202,500.00	150,202,500.00	400,000,000.00
	0202000000	Road Transport	550,202,500.00	150,202,500.00	400,000,000.00
1091157200			0.00	0.00	0.00
	0202000000	Road Transport	0.00	0.00	0.00
1091157300			0.00	0.00	0.00
	0202000000	Road Transport	0.00	0.00	0.00
1091157400			0.00	0.00	0.00
	0202000000	Road Transport	0.00	0.00	0.00
1091157500			0.00	0.00	0.00
	0202000000	Road Transport	0.00	0.00	0.00
1091157600			0.00	0.00	0.00
	0202000000	Road Transport	0.00	0.00	0.00
1091157700			0.00	0.00	0.00
	0202000000	Road Transport	0.00	0.00	0.00
1091157800			10,000,000.00	0.00	10,000,000.00
	0202000000	Road Transport	10,000,000.00	0.00	10,000,000.00
1091157900			20,000,000.00	10,000,000.00	10,000,000.00
	0202000000	Road Transport	20,000,000.00	10,000,000.00	10,000,000.00
1091158200			0.00	0.00	0.00
	0202000000	Road Transport	0.00	0.00	0.00
1091158300			0.00	0.00	0.00
	0202000000	Road Transport	0.00	0.00	0.00
1091158400			0.00	0.00	0.00
	0202000000	Road Transport	0.00	0.00	0.00
1091158500			0.00	0.00	0.00
	0202000000	Road Transport	0.00	0.00	0.00
1091158600			0.00	0.00	0.00
	0202000000	Road Transport	0.00	0.00	0.00

1091158700			0.00	0.00	0.00
	0202000000	Road Transport	0.00	0.00	0.00
1091158800			23,000,000.00	0.00	23,000,000.00
	0202000000	Road Transport	23,000,000.00	0.00	23,000,000.00
1091158900			0.00	0.00	0.00
	0202000000	Road Transport	0.00	0.00	0.00
1091159000			0.00	0.00	0.00
	0202000000	Road Transport	0.00	0.00	0.00
1091159100			5,100,000,000.00	4,850,000,000.00	250,000,000.00
	0202000000	Road Transport	5,100,000,000.00	4,850,000,000.00	250,000,000.00
1091159200			200,000,000.00	196,374,077.00	3,625,923.00
	0202000000	Road Transport	200,000,000.00	196,374,077.00	3,625,923.00
1091159300			65,000,000.00	65,000,000.00	0.00
	0202000000	Road Transport	65,000,000.00	65,000,000.00	0.00
1091159400			20,000,000.00	20,000,000.00	0.00
	0202000000	Road Transport	20,000,000.00	20,000,000.00	0.00
1091159500		Informal Settlements Roads Programme	2,600,000,000.00	2,750,000,000.00	(150,000,000.00)
	0202000000	Road Transport	2,600,000,000.00	2,750,000,000.00	(150,000,000.00)
1091159600			5,205,000,000.00	3,215,623,039.05	1,989,376,960.95
	0202000000	Road Transport	5,205,000,000.00	3,215,623,039.05	1,989,376,960.95
1091159700			390,000,000.00	390,000,000.00	0.00
	0202000000	Road Transport	390,000,000.00	390,000,000.00	0.00
1091159800			10,000,000.00	10,000,000.00	0.00
	0202000000	Road Transport	10,000,000.00	10,000,000.00	0.00
1091159900			890,000,000.00	890,000,000.00	0.00
	0202000000	Road Transport	890,000,000.00	890,000,000.00	0.00
1091160100			15,000,000.00	14,464,363.20	535,636.80
	0202000000	Road Transport	15,000,000.00	14,464,363.20	535,636.80
1091160200			20,000,000.00	20,000,000.00	0.00
	0202000000	Road Transport	20,000,000.00	20,000,000.00	0.00
1091160300			25,000,000.00	24,999,943.00	57.00
	0202000000	Road Transport	25,000,000.00	24,999,943.00	57.00
1091160400			10,000,000.00	15,561,594.00	(5,561,594.00)
	0202000000	Road Transport	10,000,000.00	15,561,594.00	(5,561,594.00)
1091160500			23,391,667.00	23,383,373.00	8,294.00
	0202000000	Road Transport	23,391,667.00	23,383,373.00	8,294.00
1091160600			5,000,000.00	6,456,940.00	(1,456,940.00)
	0202000000	Road Transport	5,000,000.00	6,456,940.00	(1,456,940.00)
1091160700			20,000,000.00	20,000,000.00	0.00
	0202000000	Road Transport	20,000,000.00	20,000,000.00	0.00
1091160800			30,000,000.00	30,000,000.00	0.00
	0202000000	Road Transport	30,000,000.00	30,000,000.00	0.00
1091160900			50,000,000.00	50,000,000.00	0.00
	0202000000	Road Transport	50,000,000.00	50,000,000.00	0.00
1091161000			45,000,000.00	45,000,000.00	0.00
	0202000000	Road Transport	45,000,000.00	45,000,000.00	0.00
1091161100			1,000,000.00	1,000,000.00	0.00
	0202000000	Road Transport	1,000,000.00	1,000,000.00	0.00
1091161200			5,000,000.00	5,000,000.00	0.00
	0202000000	Road Transport	5,000,000.00	5,000,000.00	0.00
1091161300			0.00	0.00	0.00
	0202000000	Road Transport	0.00	0.00	0.00
1091161400			0.00	0.00	0.00
	0202000000	Road Transport	0.00	0.00	0.00
1091161500			105,130,000.00	0.00	105,130,000.00
	0202000000	Road Transport	105,130,000.00	0.00	105,130,000.00
1091161600			205,000,000.00	0.00	205,000,000.00
	0202000000	Road Transport	205,000,000.00	0.00	205,000,000.00
1091161700			0.00	0.00	0.00
	0202000000	Road Transport	0.00	0.00	0.00
1091161900			1,025,000,000.00	1,285,000,000.00	(260,000,000.00)
	0202000000	Road Transport	1,025,000,000.00	1,285,000,000.00	(260,000,000.00)
1091162000			1,150,000,000.00	1,075,000,000.00	75,000,000.00
	0202000000	Road Transport	1,150,000,000.00	1,075,000,000.00	75,000,000.00
1091162100			854,000,000.00	854,000,000.00	0.00
	0202000000	Road Transport	854,000,000.00	854,000,000.00	0.00
1091162200			515,446,561.00	507,723,281.00	7,723,280.00
	0202000000	Road Transport	515,446,561.00	507,723,281.00	7,723,280.00
1091162300			0.00	0.00	0.00
	0202000000	Road Transport	0.00	0.00	0.00
1091162400			365,000,000.00	370,000,000.00	(5,000,000.00)
	0202000000	Road Transport	365,000,000.00	370,000,000.00	(5,000,000.00)
1091162500			860,000,000.00	828,000,000.00	32,000,000.00
	0202000000	Road Transport	860,000,000.00	828,000,000.00	32,000,000.00
1091162600			3,000,000.00	0.00	3,000,000.00

	0202000000	Road Transport	3,000,000.00	0.00	3,000,000.00
1091162700			2,000,000.00	2,000,000.00	0.00
	0202000000	Road Transport	2,000,000.00	2,000,000.00	0.00
1091162800			2,000,000.00	2,000,000.00	0.00
	0202000000	Road Transport	2,000,000.00	2,000,000.00	0.00
1091162900			787,920,000.00	777,920,000.00	10,000,000.00
	0202000000	Road Transport	787,920,000.00	777,920,000.00	10,000,000.00
1091163000			788,100,000.00	788,100,000.00	0.00
	0202000000	Road Transport	788,100,000.00	788,100,000.00	0.00
1091163100			763,750,000.00	753,750,000.00	10,000,000.00
	0202000000	Road Transport	763,750,000.00	753,750,000.00	10,000,000.00
1091163200			735,500,000.00	735,500,000.00	0.00
	0202000000	Road Transport	735,500,000.00	735,500,000.00	0.00
1091163300			840,000,000.00	835,000,000.00	5,000,000.00
	0202000000	Road Transport	840,000,000.00	835,000,000.00	5,000,000.00
1091163400			781,250,000.00	777,250,000.00	4,000,000.00
	0202000000	Road Transport	781,250,000.00	777,250,000.00	4,000,000.00
1091163500			903,500,000.00	883,501,000.00	19,999,000.00
	0202000000	Road Transport	903,500,000.00	883,501,000.00	19,999,000.00
1091163600			30,000,000.00	30,000,000.00	0.00
	0202000000	Road Transport	30,000,000.00	30,000,000.00	0.00
1091163700			1,900,000,000.00	1,900,000,000.00	0.00
	0202000000	Road Transport	1,900,000,000.00	1,900,000,000.00	0.00
1091163800			238,000,000.00	238,000,000.00	0.00
	0202000000	Road Transport	238,000,000.00	238,000,000.00	0.00
1091163900			15,000,000.00	0.00	15,000,000.00
	0202000000	Road Transport	15,000,000.00	0.00	15,000,000.00
1091164000			550,000,000.00	550,000,000.00	0.00
	0202000000	Road Transport	550,000,000.00	550,000,000.00	0.00
1091164100			773,000,000.00	763,000,000.00	10,000,000.00
	0202000000	Road Transport	773,000,000.00	763,000,000.00	10,000,000.00
1091164200			736,000,000.00	736,000,000.00	0.00
	0202000000	Road Transport	736,000,000.00	736,000,000.00	0.00
1091164300			100,000,000.00	100,000,000.00	0.00
	0202000000	Road Transport	100,000,000.00	100,000,000.00	0.00
1091164400			40,000,000.00	0.00	40,000,000.00
	0202000000	Road Transport	40,000,000.00	0.00	40,000,000.00
1091164500			120,000,000.00	0.00	120,000,000.00
	0202000000	Road Transport	120,000,000.00	0.00	120,000,000.00
1091164600			40,000,000.00	40,000,000.00	0.00
	0202000000	Road Transport	40,000,000.00	40,000,000.00	0.00
1091164700			100,000,000.00	100,000,000.00	0.00
	0202000000	Road Transport	100,000,000.00	100,000,000.00	0.00
1091164800			70,000,000.00	50,000,000.00	20,000,000.00
	0202000000	Road Transport	70,000,000.00	50,000,000.00	20,000,000.00
1091165700			776,800,000.00	776,800,000.00	0.00
	0202000000	Road Transport	776,800,000.00	776,800,000.00	0.00
1091165800			797,000,000.00	797,000,000.00	0.00
	0202000000	Road Transport	797,000,000.00	797,000,000.00	0.00
1091165900			579,200,000.00	542,200,000.00	37,000,000.00
	0202000000	Road Transport	579,200,000.00	542,200,000.00	37,000,000.00
1091166000			983,000,000.00	0.00	983,000,000.00
	0202000000	Road Transport	983,000,000.00	0.00	983,000,000.00
1091166100			987,000,000.00	0.00	987,000,000.00
	0202000000	Road Transport	987,000,000.00	0.00	987,000,000.00
1091166300			968,000,000.00	0.00	968,000,000.00
	0202000000	Road Transport	968,000,000.00	0.00	968,000,000.00
1091166400			582,000,000.00	0.00	582,000,000.00
	0202000000	Road Transport	582,000,000.00	0.00	582,000,000.00
1091166500			100,000,000.00	0.00	100,000,000.00
	0202000000	Road Transport	100,000,000.00	0.00	100,000,000.00
1091166600			100,000,000.00	0.00	100,000,000.00
	0202000000	Road Transport	100,000,000.00	0.00	100,000,000.00
		Grand Total	230,588,817,513.00	200,561,665,966.40	30,027,151,546.60

The Statement has been prepared, reviewed and approved by the following:

Prepared By: Citus NTAJ

Date: 28.09.22

Reviewed By: _____

Date: _____

Approved By: Sophie Murgarh

Date: 28-09-2022



Budget Execution By Programmes and Sub-Programmes

Entity: 1091-State Department for Infrastructure

Period: JUL-21 To JUN-22

Program	Sub Program	Description	Approved Budget	Actual Payments	Variance
0000000000		Default - Non Programmatic	0.00	0.00	0.00
	0000000000	Default - Non Programmatic	0.00	0.00	0.00
0201000000		General Administration, Planning and Support Services	0.00	0.00	0.00
	0201020000	Human Resources and Support Services	0.00	0.00	0.00
	0201030000	Financial Management Services	0.00	0.00	0.00
	0201040000	Information Communications Services	0.00	0.00	0.00
0202000000		Road Transport	230,588,817,513.00	200,561,818,766.40	30,026,998,746.60
	0202010000	Construction of Roads and Bridges	110,912,911,628.00	92,636,072,298.70	18,276,839,329.30
	0202020000	Rehabilitation of Roads	37,657,499,589.00	31,437,316,289.30	6,220,183,299.70
	0202030000	Maintenance of Roads	77,614,563,821.00	72,870,342,462.00	4,744,221,359.00
	0202040000	Design of Roads and Bridges	0.00	0.00	0.00
	0202050000	Road Safety Intervention	0.00	0.00	0.00
	0202060000		4,403,842,475.00	3,618,087,716.40	785,754,758.65
		Grand Total	230,588,817,513.00	200,561,818,766.40	30,026,998,746.60

The Statement has been prepared, reviewed and approved by the following:

Prepared By: CYRUS NJAU

Date: 28.09.22

Reviewed By: _____

Date: _____

Approved By: Sophia Mwangari

Date: 28-09-2022

OUTSTANDING IMPREST REGISTER

20-SEP-22 11:50 AM

FROM DATE: 01-JUL-2021 TO DATE: 30-JUN-2022

For: State Department for
Infrastructure

EMP NO	Particulars	Designation	Amount
1989125837	FRANCIS GITAU	N.A.	1,720,961.85
1989126370	JAMES KUNGU MWATHI	SDINFRA S.P.S.E	1,720,961.85
Total			3,441,923.70

Employer (vote): 11402 Transport,Infrastructure,Housing, Urban Devt and Public Work

Payroll No.	Officer's Name	ID / PP No.	Amount(Ksh)	Balance (Ksh)	Remarks
1. 1990018085	Mr Dennis Kabuka Mirwoba	2760693	21,250.00	63,750.00	
2. 20210001911	Ms. Clara Kanze Jefa	28389349	2,605.65		
3. 20210432007	Ms. Lizah Risper Ogolla	14665887	2,605.85	18,240.75	
3	Vote Totals:	11402 Transport,Infrastructure,Housing, Urban	26,461.50	81,990.75	

**STATE DEPARTMENT FOR INFRASTRUCTURE
DISTRICT SUSPENCE SCHEDULE FOR FY 2021-2022**

DEVELOPMENT FY 2021 - 2022	AIE NO.	COUNTY MECHANICAL ENGINEER	AIE AMOUNT	EXPENDITURE	BALANCE	AMOUNT SURRENDERED	BALANCE NOT SURRENDERED
24-01-22	100520	CME - BOMET	446,562.00	446,456.70	105.30		105.30
24-01-22	100545	CME - EMBU WEST	446,562.00	446,280.00	282.00		282.00
24-01-22	769901	CME - GARISSA	446,562.00	446,126.00	436.00		436.00
27-01-22	100522	CME - KAJIADO	5,000,000.00	4,996,925.00	3,075.00		3,075.00
24-01-22	100519	CRO - KAKAMEGA	637,945.00	637,097.00	848.00		848.00
24-01-22	100521	CRO - KERICHO	1,637,945.00	1,634,087.00	3,858.00		3,858.00
24-01-22	100536	CRO - KIAMBURU	574,151.00	574,070.00	81.00		81.00
24-01-22	769905	CRO - KILIFI	510,356.00	510,200.00	156.00		156.00
24-01-22	100514	CRO - KISUMU	637,945.00	636,269.00	1,676.00		1,676.00
24-01-22	100543	CRO - KITUI	701,740.00	700,975.00	765.00		765.00
24-01-22	100542	CRO - MACHAKOS	478,459.00	478,450.00	9.00		9.00
24-01-22	100548	CRO - MARSABIT	637,946.00	634,761.50	3,184.50		3,184.50
27-01-22	769907	CRO - MATUGA	318,973.00	318,800.00	173.00		173.00
24-01-22	769908	CRO - MOMBASA	318,973.00	316,062.00	2,911.00		2,911.00
24-01-22	100537	CRO - MURANG'A	478,459.00	443,816.00	34,643.00		34,643.00
24-01-22	100539	CRO - NYERI	700,000.00	696,052.20	3,947.80		3,947.80
24-01-22	769902	CRO - TAITA TAVETA	318,972.00	314,476.00	4,496.00		4,496.00
27-01-22	769904	CRO - TANA RIVER	446,562.00	446,464.00	98.00		98.00
24-01-22	100532	CRO - TRANS NZOIA	446,562.00	444,500.00	2,062.00		2,062.00
27-01-22	100535	CRO - TURKANA	1,765,535.00	1,765,534.00	1.00		1.00
24-01-22	100518	CRO - VIHIGA	382,768.00	382,767.00	1.00		1.00
24-01-22	100550	CRO - WAJIR	478,459.00	478,458.60	0.40		0.40
27-01-22	100534	CRO - WEST POKOT	542,253.00	542,252.40	0.60		0.60
		SUB-TOTAL	18,353,689.00	18,290,879.40	62,809.60		62,809.60
DEVELOPMENT FY 2021 - 2022	AIE NO.	REGIONAL MATERIALS ENGINEER	AIE AMOUNT	EXPENDITURE	BALANCE	AMOUNT SURRENDERED	BALANCE NOT SURRENDERED
19-01-22	100508	RME - BUNGOMA	1,200,000.00	1,199,999.80	0.20		0.20
19-01-22	100507	RME - EMBU	1,200,000.00	1,199,765.80	234.20		234.20
19-01-22	100506	RME - GARISSA	1,200,000.00	1,199,687.00	313.00		313.00
19-01-22	100505	RME - KAKAMEGA	1,200,000.00	1,199,365.40	634.60		634.60
19-01-22	100502	RME - KISUMU	1,300,000.00	1,299,178.00	822.00		822.00
19-01-22	100501	RME - MACHAKOS	1,200,000.00	1,199,214.00	786.00		786.00

19-01-22	100595	RME - MERU	900,000.00	899,999.80	0.20		0.20
19-01-22	100600	RME - MOMBASA	1,200,000.00	1,199,999.60	0.40		0.40
19-01-22	100597	RME - NYERI	1,300,000.00	1,299,925.00	75.00		75.00
19-01-22	769948/88/90	KIHBIT KISII	83,000,000.00	82,999,943.00	57.00		57.00
17-05-22	100591/86/46	KIHBT - NGONG	145,000,000.00	144,995,465.60	4,534.40		4,534.40
		GRAND-TOTAL DEV	238,700,000.00	238,692,543.00	7,457.00	-	7,457.00
RECURRENT FY 2021 -2022	AIE NO.	REGIONAL MATERIAL ENGINEER	AIE AMOUNT	EXPENDITURE	BALANCE	AMOUNT SURRENDERED	BALANCE NOT SURRENDERED
29-12-21	769922	RME - GARISSA	442,500.00	442,440.00	60.00		60.00
29-12-21	769924	RME - MOMBASA	192,500.00	192,000.00	500.00		500.00
29-12-21	769918	RME - NYERI	192,500.00	192,298.00	202.00		202.00
29-12-21	769923	RME - TAITA TAVETA	192,500.00		192,500.00		192,500.00
10-06-22	769945	KIHBIT KISII	3,226,364.00	3,223,528.00	2,836.00		2,836.00
10-06-22	769944	KIHBIT NGONG	3,282,026.00	3,216,337.00	65,689.00		65,689.00
		SUB-TOTAL	7,528,390.00	7,266,603.00	261,787.00	-	261,787.00
		GRAND - TOTAL REC	264,582,079.00	264,250,025.40	332,053.60	-	332,053.60

RECEIPTS OF UNSPENT AIEs (PRIOR YEARS) IN 2021/22

Account Name	GOK_LEDGER	Account Currency	Balance Type	UNSPENT AIEs DETAILS	TOTAL
Receivable	Misc Receipts	Aug 3,2021	1091003056	SDINFRA BUNGOMA	
Receivable	Misc Receipts	Aug 3,2021	1091003056	SDINFRA BUNGOMA	6,387.10
Receivable	Misc Receipts	Aug 6,2021	1091003059	SDINFRA KIHBT NGONG	27,725.00
Receivable	Misc Receipts	Aug 13,2021	1091002997	SDINFRA KISUMU	1,368.00
Receivable	Misc Receipts	Aug 13,2021	1091002998	COUNTY ROADS OFFICER MACHAKOS	3,042.00
Receivable	Misc Receipts	Oct 29,2021	1091003030	SDINFRA EMBU WEST	1,823.10
Receivable	Misc Receipts	Nov 15, 2021	1091003118	RESIDENT INSTRUCTOR KIHBT	491,918.45
Receivable	Misc Receipts	Nov 14,2021	1091003127	COUNTY ROADS OFFICER MAKUENI	15,344.00
Receivable	Misc Receipts	Dec 23,2021	1091003087	SDINFRA KAKAMEGA	466,130.90
				TOTAL	1,013,738.55

Account Name DEV-STATE DEPT FOR
INFRASTRUCTURE
Account Number 1000209844
Legacy Number

Currency KES
Balance 34,643.00
Working Balance 34,643.00

STATEMENT OF ACCOUNT
CENTRAL BANK OF KENYA
BANKI KUU YA KENYA,
P.O.BOX 60000-0200,
NAIROBI.

Rundate : 22 SEP 2022
Runtime : 16:37:01
Customer number : 12351
Account number : 1000209844
Account name : DEV-STATE DEPT FOR INFRASTRUCTURE-KES
STATEMENT PERIOD : From 23 JUL 2021 To 23 JUL 2021
Opening Balance : 5,474,618.20

No.	Txn. Date	Value Date	Reference No.	Transaction Details	Dr. Amount	Cr. Amount	Balance
1	23 JUL 2021	23 JUL 2021	FTI204KOTBX	Account Transfer	5,474,618.20	0.00	0.00
RECOVERY OF UNSPENT BALANCES							
REF:AG1701 VOL19(22) DD 22072021							
Totals					5,474,618.20	0.00	0.00
Closing Balance :							0.00

Account Name REC-STATE DEPT. FOR INFRASTRUCTURE
 Account Number 1000209923
 Legacy Number
 Currency KES
 Balance 12,857,469.15
 Working Balance 12,857,469.15

STATEMENT OF ACCOUNT
 CENTRAL BANK OF KENYA
 BANKI KUU YA KENYA,
 P.O.BOX 60900-0200,
 NAIROBI.
 Account name : REC-STATE DEPT. FOR INFRASTRUCTURE-KES
 Opening Balance : 80,466,320.40
 Runtime :
 Customer number : 122551
 Account number :

STATEMENT PERIOD : From 23 JUL 2021 To 23 JUL 2021

No.	Trn. Date	Value Date	Reference No.	Transaction Details	Dr. Amount	Cr. Amount	Balance
1	23 JUL 2021	23 JUL 2021	FT212047LWIS	Account Transfer	80,466,320.40	0.00	0.00
Totals					80,466,320.40	0.00	0.00
Closing Balance :							0.00

Date 30 06 2022

Report of the Board of Survey on the Cash and Bank Balances of HQS.
STATE DEPT. FOR INFRASTRUCTURE - DEVELOPMENT

business on... 30/06 .2022

The Board, consisting of—(Names and official titles)

MR SILVESTER LIECH	HEAD ICT	CHAIRMAN
MR CYRUS NJAU	P.A	SECRETARY
MR RICHARD ADERO	S.P.F.O	MEMBER

assembled at the office of HQS CASH OFFICE
at 10.00 AM (time) on the

and the following cash was produced: —

Notes	Sh. NIL
Silver	Sh. NIL
Copper	Sh. NIL
Cheques (as per details on reverse)	Sh. NIL
	NIL

It was observed that cheques amounting to Sh. NIL
Had been on hand for more than 14 days prior to the date of the survey.

The cash consists of East African currency and does not contain any der. metized coin
Or notes.


The Cash Book reflected the following balances as at the close of business on the

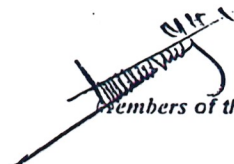
Cash on hand	Sh. NIL
Bank Balance	Sh. NIL
	NIL

The Bank Certificate of Balance showed a sum of kshs NINE HUNDRED AND EIGHTYFIVE MILLION, THREE HUNDRED AND
THIRTYEIGHT THOUSAND, ONE HUNDRE AND THIRTY CTS SIXTY FIVE SHS

Standing to the credit of the account on 30TH JUNE 2022

The difference between this figure and the Bank Balance as shown by the Cash Book is
accounted for in the Bank Reconciliation Statement (F.O. 30) attached.


Chairman. 26/07/2022


Members of the board. 26/07/2022

Date

Date 30 06 2022

Report of the Board al Survey on the Cash and Bank Balances of HQS
STATE DEPT. FOR INFRASTRUCTURE - RECURRENT

Business on... 30/06 2022

The Board, consisting of—(Names and official titles)

MR SILVESTER LIECH	HEAD ICT	CHAIRMAN
MR CYRUS NJAU	PA	SECRETARY
MR RICHARD ODERO	S.P.F.O	MEMBER

Assembled at the office of HQS CASH OFFICE
at 10.00 AM (Time) on the

And the following cash was produced: —

Notes	Sh.	40,400
Silver	Sh.	41
Copper	Sh.	NIL
Cheques (as per details on reverse)	Sh.	NIL
		<u>40,441.00</u>

It was observed that cheques amounting to Sh NIL
Had been on hand for more than 14 days prior to the date of the survey.

The cash consists of East African currency and does not contain any der. metized coin
Or notes.

The Cash Book reflected the following balances as at the close of business on the

Cash on hand	Sh.	40,441.00
Bank Balance	Sh.	4,284,475,203.20
		<u>4,284,515,644.20</u>

FOUR BILLION, TWO HUNDRED AND EIGHTYFOUR MILLION, FOUR
HUNDRED AND SEVENTY FIVE THOUSAND, TWO HUNDRED AND
THREE CTS. TWENTY (4,284,475,203.20)

The Bank Certificate of Balance showed a sum of Sh

SHS

Standing to the credit of the account on 30TH JUNE 2021 cts.

The difference between this figure and the Bank Balance as shown by the Cash Book is
accounted for in the Bank Reconciliation Statement (F.O. 30) attached.

[Signature] 26/07/2022

Chairman.

[Signature] 26/07/2022
Members of the board.

Date

Date 30 06 2022

Report of the Board al Survey on the Cash and Bank Balances of HQS
STATE DEPT. FOR INFRASTRUCTURE - DEPOSIT

business on... 30/06 2022

The Board, consisting of—(Names and official titles)

MR SILVESTER LIECH	HEAD ICT	CHAIRMAN
MR CYRUS NJAU	P.A	SECRETARY
MR RICHARD ADERO	SPFO	MEMBER

assembled at the office of HQS CASH OFFICE

at 10.00 AM (time) on the

and the following cash was produced: —

Notes	Sh. NIL
Silver	Sh. NIL
Copper	Sh. NIL
Cheques (as per details on reverse)	Sh. NIL
	NIL

It was observed that cheques amounting to Sh NILcts... had been on hand for more than 14 days prior to the date of the survey.

The cash consists of East African currency and does not contain any der. metized coin or notes.

The Cash Book reflected the following balances as at the close of business on the

Cash on hand	Sh. NIL
Bank Balance	Sh. 233,616,998.15
	233,616,998.15


TWO HUNDRED AND TWENTYFIVE MILLION, FIVE HUNDRED AND EIGHTEEN THOUSAND, SIX HUNDRE AND FOURTEEN CTS. EIGHTYFIVE

The Bank Certificate of Balance showed a sum of Sh

(225,518,614.85)

standing to the credit of the account on 30th JUNE 2022

The difference between this figure and the Bank Balance as shown by the Cash Book is accounted for in the Bank Reconciliation Statement (F.O. 30) attached.

 26/07/2022
Chairman.

Date

 26/07/2022
Members of the board.

BANKI
KUU YA
KENYA



CENTRAL
BANK OF
KENYA

Haile Selassie Avenue
P.O. Box 60000 - 00200 Nairobi, Kenya
Telephone: 2860000, Fax: 340192

September 23, 2022

CERTIFICATE OF BALANCES

Customer: 122551 STATE DEPARTMENT FOR
INFRASTRUCTURE

Balance

Date: 24-Jul-22

Account No	Account Name	Currency	Balance
1000209836	CBK165-STATE DEPT.FOR INFRASTRUCTUR	KES	0.00
1000209844	DEV-STATE DEPT FOR INFRASTRUCTURE	KES	4,302,310.00
1000209925	REC-STATE DEPT. FOR INFRASTRUCTURE	KES	2,258,895.95
1000212535	DEP-STATE DEPT FOR INFRASTRUCTURE	KES	233,616,998.15
1000227834	MSA COUNTY ROADS OFFICER	KES	0.00
1000231157	KENYA. TRANSPORT SECTOR. SUPP. PRJ	KES	0.00
1000236663	THE ROADS ANNUITY FUND	KES	20,134,400,186.60
1000284579	E.A REG. TRANS TRADE AND DEV F/PROJ	KES	45,561,496.45
1000328045	STATE DEPT OF INFRAS EQUA FUND OPER	KES	0.00
1000442317	KENYA ROADS BOARD-DEVELOPMENT	KES	0.00
1000477946	HORN OF AFRICA GATEWAY DV PJ CR6768	KES	9,450,152.90

Lawrence Rweria
Authorised Signatory
Banking Services Division

Joyce Nasieku
Authorised Signatory
Banking Services Division



Kenya National Highways Authority

Quality Highways, Better Connections

Barabara Plaza, Block A & C, Jomo Kenyatta International Airport (JKIA), Off Airport South Road, along Mazao Road,
P.O Box 49712 - 00100 Nairobi, Tel 020 - 4954000 / 0700 423 606 Email dg@kenha.co.ke / Website www.kenha.co.ke

Office of the Director General

Ref: KeNHA/ExchR/FIN/0.7/Vol.5/FY 2021/22

14th September, 2022

Prof. Arch. Paul M. Maringa (PhD), CBS

Principal Secretary

State Department for Infrastructure

Ministry of Transport, Infrastructure, Housing, Urban Development Public Works

Works House

NAIROBI

Attn: Chief Finance Officer


REF: EXCHEQUER AND THE ROAD MAINTENANCE LEVY FUNDS TRANSFERRED FROM THE MINISTRY

Reference is made to your letter Ref; MOTI/I/ACD/KeNHA/86/VOL.II/062 dated 26th August 2022, regarding the above subject matter.


Please find attached confirmation of Exchequer and Road Maintenance Levy Fund received by the Authority in Financial Year 2021/2022, using the template provided. There is a variance of **Kshs. 5,134,267,504.00** which was not received by the Authority.

Kindly acknowledge receipt.

CPA CHANJE KERA
For: DIRECTOR GENERAL



Handwritten notes:
SAM
MM
SCTD
14/9/22



Vision: A leading Authority in the provision of National Trunk Roads

Mission: To develop and manage Quality and Adequate National Trunk Roads through Innovation and Optimal utilization of resources for Sustainable Development

ISO 9001 : 2015 Certified



REPUBLIC OF KENYA
MINISTRY OF TRANSPORT, INFRASTRUCTURE, HOUSING, URBAN DEVELOPMENT AND PUBLIC WORKS
 State Department for Infrastructure

The Director General,
 Kenya National Highways Authority,
 Barabara Plaza,
 P.O. Box 49712-00100,
 NAIROBI

The State Department for Infrastructure wishes to confirm the Exchequer and Roads Maintenance Levy Funds disbursed to you as at 30 June 2022 as indicated in the table below. Please compare the amounts disbursed to you with the amounts you received and populate them in column D in the table below. Then please sign and stamp this request in the space provided and return it to us.

Confirmation of amounts disbursed to Kenya National Highways Authority as at 30 June 2022						
Amounts Disbursed to Kenya National Highways Authority as at 30 June 2022						
Reference Number	Date Disbursed	Recurrent (KShs) (A)	Development (KShs) (B)	Total (KShs) (C)=(A+B)	Amount Received by KeNHA as at 30 June 2022 (KShs)(D)	Differences (KShs) (E)=(C-D)
EXCHEQUER FUNDS						
FT21242ZR8F P	30-Aug-21		1,148,668,610.00	1,148,668,610.00	1,148,668,610.00	Nil
FT21242PL7G 7	30-Aug-21		1,965,856,785.00	1,965,856,785.00	1,965,856,785.00	Nil
FT21277Z2N8 Z	4-Oct-21		143,574,392.30	143,574,392.30	143,574,392.30	Nil
FT21277217J0	4-Oct-21		465,000,000.00	465,000,000.00	465,000,000.00	Nil
FT22045JN4Z 9	14-Feb-22		440,096,500.00	440,096,500.00	440,096,500.00	Nil
FT21327B1Q0 R	23-Nov-21		383,498,341.00	383,498,341.00	383,498,341.00	Nil
FT21364MRQ1 L	30-Dec-21		1,900,000,000.00	1,900,000,000.00	1,900,000,000.00	Nil

FT21348HWX RF	14-Dec-21	1,909,347,674.00	1,909,347,674.00	1,909,347,674.00	Nil
FT22040S16Z 5	9-Feb-22	1,851,820,703.00	1,851,820,703.00	1,851,820,703.00	Nil
FT22040R05X N	9-Feb-22	2,051,962,492.00	2,051,962,492.00	2,051,962,492.00	Nil
FT22042GNH 3P	11-Feb-22	5,134,267,504.00	5,134,267,504.00	0.00	5,134,267,504.00
FT22104Q1R5 7	14-Apr-22	785,000,000.00	785,000,000.00	785,000,000.00	Nil
FT221301F4PF	10-May-22	5,180,828,552.00	5,180,828,552.00	5,180,828,552.00	Nil
FT22186NG24 D	5-Jul-22	2,135,912,607.00	2,135,912,607.00	2,135,912,607.00	Nil
FT22189RL4J F	8-Jul-22	3,423,808,980.00	3,423,808,980.00	3,423,808,980.00	Nil
FT221967Z225	15-Jul-22	2,023,853,624.00	2,023,853,624.00	2,023,853,624.00	Nil
FT22196QJXT R	15-Jul-22	3,757,279,440.00	3,757,279,440.00	3,757,279,440.00	Nil
Sub-Total		35,407,951,588.00	35,407,951,588.00	30,273,684,084.00	5,134,267,504.00
Grand Total		35,407,951,588.00	63,854,055,186.80	58,719,787,682.80	5,134,267,504.00

I confirm that the amounts shown above are correct as of the date indicated.

Head of Accounts Department

Name Chawla, Vasa

Date 16th Sept. 2022

Signature 



Kenya Urban Roads Authority

Barabara Plaza Mazao Road, Off Airport South Road

P.O BOX 41727-00100 Nairobi, Kenya

0717 105 233 / 020 801 3844/ 020 272 2222

info@kura.go.ke www.kura.go.ke

Ref. KURA/CS/F&A/4/ Vol.7(67)

Date: 2nd September, 2022

The Principal Secretary
State Department of Infrastructure
Ministry of Transport, Infrastructure,
Housing, Urban Development & Public Works
P.O. Box 30260-00100
NAIROBI

Dear Sir,

Attention Sophie W. Mwangashi

**REF: EXCHEQUER AND ROAD MAINTENANCE LEVY FUNDS TRANSFERRED FROM
THE MINISTRY TO KENYA URBAN ROADS AUTHORITY.**

Reference is made to your letter Ref: MOTI/I/ACD/KURA/87/VOL.1/065 dated 26th
August 2022 on the above subject matter.

Attached please find the confirmation by the Authority on disbursement of funds made
by the State Department of Infrastructure with regards to Exchequer Developments
funds and Recurrent RMLF funds received in the FY 2021/2022.

Thank you for your continued support.



Reuben Mayienda

FOR: DIRECTOR GENERAL



Confirmation of amounts disbursed to Kenya Urban Roads Authority as at 30 June 2022					
Amounts Disbursed to Kenya Urban Roads Authority as at 30 June 2022			Amount Received by KURA as at 30 June 2022 (KShs) (D)		
Reference Number	Date Disbursed	Recurrent (KShs) (A)	Development (KShs) (B)	Total (KShs) (C)=(A+B)	Differences (KShs) (E)=(C-D)
EXCHEQUER DEVELOPMENT FUNDS					
FT21242C5LSH	30-Aug-21		2,516,709,536.00	2,516,709,536.00	-
FT21253B5X11	10-Sep-21		1,300,000,000.00	1,300,000,000.00	-
FT21327G525D	23-Nov-21		1,704,725,960.00	1,704,725,960.00	-
FT21364KLB2W	30-Dec-21		2,000,000,000.00	2,000,000,000.00	-
FT22017SDC4X	17-Jan-22		1,400,000,000.00	1,400,000,000.00	-
FT22104KJMJZH	14-Apr-22		3,000,000,000.00	3,000,000,000.00	-
FT22116HNRZ5	26-Apr-22		230,000,000.00	230,000,000.00	-
FT221305H166	10-May-22		1,419,550,000.00	1,419,550,000.00	-
FT221895V3G9	8-Jul-22		250,000,000.00	250,000,000.00	-
FT22187SPVBV	6-Jul-22		186,716,424.00	186,716,424.00	-
Sub-Total			14,007,701,920.00	14,007,701,920	
FUNDS FROM KRB - RMLF FUNDS					
FT2126627LD3	23-Sep-21	1,662,992,618.00		1,662,992,618.00	-
FT22040RS3CW	9-Feb-22	3,263,043,656.00		3,263,043,656.00	-
FT221303KHYL	10-May-22	1,662,992,618.00		1,662,992,618.00	-
FT22186L1GHS	5-Jul-22	1,025,834,012.00		1,025,834,012.00	-
FT22189W2KLM	8-Jul-22	1,133,678,923.00		1,133,678,923.00	-
FT22196QWRMD	15-Jul-22	2,918,111,159.00		2,918,111,159.00	-
GRAND TOTAL		11,666,652,986.00	14,007,701,920.00	11,666,652,986.00	
TOTAL		11,666,652,986.00	14,007,701,920.00	25,674,354,906.00	25,674,354,906.00

I confirm that the amounts shown above are correct as of the date indicated.


Director Corporate Services

Name: Reuben Mayienda
 Date: 02/09/2022

Signature _____



ENGINEERS BOARD OF KENYA
— Enhancing Professionalism —



Fortis Suites 9th Floor, Hospital Road, off Ngong Road P.O. Box 30324 – 00100 Nairobi
Mobile: +254 735330744, +254 722509972
Email: info@ebk.go.ke Website: www.ebk.go.ke

OFFICE OF THE REGISTRAR

Ref: EBK/FIN/FS/VOL. 3 (005)

Date: 31st August, 2022

The Principal Secretary

State Department of Infrastructure

Ministry of Transport, Infrastructure, Housing and Urban Development,
Transcom House,

NAIROBI

(Attn: Sophie W. Mwangashi)

RE: EXCHEQUER FUNDS TRANSFERRED FROM THE MINISTRY

We make reference to your letter REF: MOTI/I/ACD/EBK/152/VOL.1/08 dated 26th August, 2022 on the above subject.

The Board has prepared and here in submits the duly filled and signed form indicating the total amounts received during the financial year 2021 -2022 as at 30th June 2022.

Thanking you for your continued support to the Board.

Yours Faithfully,

Eng. Margaret N. Ogai, CE
REGISTRAR/CHIEF EXECUTIVE OFFICER
ENGINEERS BOARD OF KENYA

Encls.



REPUBLIC OF KENYA
MINISTRY OF TRANSPORT, INFRASTRUCTURE, HOUSING, URBAN DEVELOPMENT AND PUBLIC WORKS
 State Department for Infrastructure

The Registrar/CEO
 Engineers Board of Kenya
 Fortis Suites, 9th Floor
 Hospital Road, Nairobi
 P.O. Box 30324-00100
 NAIROBI.

The State Department of Infrastructure wishes to confirm the Exchequer funds disbursed to you as at 30 June 2022 as indicated in the table below. Please compare the amounts disbursed to you with the amounts you received and populate them in column D in the table below. Then please sign and stamp this request in the space provided and return it to us.

Confirmation of amounts disbursed to Engineers Board of Kenya as at 30 June 2022						
Amounts Disbursed to Engineers Board of Kenya at 30 June 2022						
Reference Number	Date Disbursed	Recurrent (KShs) (A)	Development (KShs) (B)	Total (KShs) (D)=(A+B)	Amount Received by EBK at 30 June 2022 (KShs)(D)	Differences (KShs) (E)=(C-D)
FT2135697JLR	22-Dec-21	60,500,000.00		60,500,000.00	60,500,000.00	-
FT22186X41H6	5-Jul-22	60,500,000.00		60,500,000.00	60,500,000.00	-
FT22025FD8FQ	25-Jan-22		12,000,000.00	12,000,000.00	12,000,000.00	-
FT220257DoR3	25-Jan-22		48,000,000.00	48,000,000.00	48,000,000.00	-
FT22161Z087B	10-Jun-22		60,000,000.00	60,000,000.00	60,000,000.00	-
		121,000,000.00	120,000,000.00	241,000,000.00	241,000,000.00	-

I confirm that the amounts shown above are correct as of the date indicated.

Prepared By: Head of Accounts Department

Name ELIJAH NGAETHI M. Signature [Signature] Date 31/08/2022

Approved by: Registrar/CEO

Name Eng. Margaret Ogici Signature [Signature] Date 01.09.2022



REPUBLIC OF KENYA
MINISTRY OF TRANSPORT, INFRASTRUCTURE, HOUSING, URBAN DEVELOPMENT AND PUBLIC WORKS
State Department for Infrastructure

The Director
Kenya Wildlife Service
P.O. Box 40241-00100
NAIROBI.

The State Department of Infrastructure wishes to confirm the Roads Maintenance Levy Funds disbursed to you as at 30 June 2022 as indicated in the table below. Please compare the amounts disbursed to you with the amounts you received and populate them in column D in the table below. Then please sign and stamp this request in the space provided and return it to us.

Confirmation of amounts disbursed to Kenya Wildlife Service as at 30 June 2022
Amounts Disbursed to Kenya Wildlife Service at 30 June 2022

Reference Number	Date Disbursed	Recurrent (KShs) (A)	Development (KShs) (B)	Total (KShs) (C) = (A+B)	Amount Received by KWS at 30 June 2022 (KShs) (D)	Differences (KShs) (E) = (C-D)
FT21348L4WBH	14-Dec-21	162,834,694.00		162,834,694.00	162,834,694.00	NIL
FT220409LRGD	9-Feb-22	162,834,694.00		162,834,694.00	162,834,694.00	NIL
FT220427GRS3	11-Feb-22	162,834,694.00		162,834,694.00	162,834,694.00	NIL
FT22179DBVZV	28-Jun-22	162,834,694.00		162,834,694.00	162,834,694.00	NIL
TOTAL		651,338,776.00		651,338,776.00	651,338,776.00	

I confirm that the amounts shown above are correct as of the date indicated.

Head of Accounts Department

Name

Peter Mottavage

Signature

[Signature]

Date

31/08/2022

S/No.	Project Code	Project Name	Printed Budget	Expenditure
	a	b	c	d
1	100301	Nuno-Modogashi Road	59,000,000	46,304,600
2	101406-12	South Sudan Eastern Africa Transport, Trade & Development	11,572,387,987	9,598,622,729
3	102602	Dualling of Mombasa - Mariakani Road (Lot 1: Msa - Kwa Jomvu)	1,500,000,000	1,059,517,129
4	114501	Kibwezi - Mutomo - Kitui Road (B7)	400,000,000	46,932,465
5	115401	Isebania - Mukuyu - Kisii - Ahero Road (A1) Lot 1 & 2	2,600,000,000	1,882,866,077
6	116001	Kitale -Endebes - Suam Road	1,420,000,000	635,152,444
7	116101	Eldoret Town Bypass Road	1,350,000,000	1,347,159,958
8	123301	Nairobi Outering Roads	7,000,000	6,766,430
9	128101	Gilgil - Machinery	350,000,000	350,000,000
10	132004	EU Eastern Province PH 3	242,200,000	106,604,131
11	140101	MPARD Package 2 - Mwache - Tsunza - Mteza	7,661,000,000	6,010,837,061
12	140201	Mpard Package 3 - Mteza - Kibundani Section	1,800,000,000	1,024,257,836
13	141901	Kitale-Morpus (KFW)	414,000,000	51,633,816
14	142301	EXIM: Nairobi Western Bypass	5,150,000,000	5,139,307,587
15	142401	Mombasa Gate Bridge (Likoni Bridge)	1,000,000,000	938,214,013
16	149801	Mombasa - Mtwapa	700,000,000	401,343,763
17	149802	Lot 2: Mtwapa - Kilifi	800,000,000	585,332,008
18	154401	Steel Bridges phase II (Tmall Flyover & Bridges on Msa&Langata Roads)	1,500,000,000	1,189,859,604
19	155701	Mombasa Special Economic Zone Development Project (SEZ)	150,000,000	73,973,910
20	156501	Dualling Thika - Kenol - Marua Lot 1 (Kenol-Sagana Section)	3,720,000,000	3,720,000,000
21	156601	Dualling Thika - Kenol - Marua Lot 2 (Sagana - Marua Section Section)	2,420,000,000	2,420,000,000
22	159602	HoAGDP:Isiolo-Kula Mawe	1,610,000,000	1,023,999,009
23	159603	HOAGDP:Kula Mawe-Modogashe	990,000,000	990,000,000
			47,415,587,987	38,648,684,570

STATE DEPARTMENT FOR INFRASTRUCTURE

ITEM 512000 - PROCEEDS FROM FOREIGN BORROWINGS FY 2021-2022

S/No	Project Code	Project Title	Amount
1	1003-01	Nuno - Modogashe C81 Road	46,304,599.50
2	1014-01	South Sudan Eastern Africa Transport, Trade & Development	79,409,067.80
3	1014-06	South Sudan Eastern Africa Transport, Trade & Development	1,615,278,456.55
4	1014-07	SS-EARTTDFP: Upgrade of Lokitaung Junction - Kalobeiyei River 80 Km	2,933,518,585.40
5	1014-08	SS-EARTTDFP: Upgrading of Lokitaung Junction to Lodwar (80 km)	486,543,858.45
6	1014-09	SS-EARTTDFP: Replacement of Kainuk Bridge	446,121,613.85
7	1014-10	SS-EARTTDFP: Upgrading of Lodwar-Loichangamatak (50 km) road	1,764,938,423.60
8	1014-11	SS-EARTTDFP: Upgrading of Loichangamatak - Lokichar (40 km)	2,245,699,261.60
9	1014-12	SS-EARTTDFP Capacity building and Technical Assistance	106,522,529.60
10	1026-02	Dualling of Mombasa - Mariakani Road (Lot 1: Msa - Kwa Jomvu)	1,059,517,129.35
11	1145-01	Kibwezi - Mutomo - Kitui Road (B7)	46,932,465.15
12	1154-01	Isebania - Mukuyu - Kisii - Ahero Road (A1) Lot 1 & 2	1,762,489,667.85
13	1160-01	Kitale -Endebes - Suam Road	635,152,443.75
14	1161-01	Eldoret Town Bypass Road	1,347,159,957.90
15	1281-01	Gilgil - Machinery	350,000,000.00
16	1401-01	MPARD Package 2 - Mwache - Tsunza - Mteza	6,010,837,060.50
17	1402-01	Mpard Package 3 - Mteza - Kibundani Section	1,024,257,836.40
18	1423-01	EXIM: Nairobi Western Bypass	5,139,307,586.80
19	1424-01	Mombasa Gate Bridge (Likoni Bridge)	938,214,013.40
20	1498-01	Mombasa - Mtwapa	401,343,763.40
21	1498-02	Lot 2: Mtwapa - Kilifi	585,332,008.20
22	1544-01	Steel Bridges phase II(Tmall Flyover & Bridges on Msa&Langata Roads)	1,189,859,604.35
23	1557-01	Mombasa Special Economic Zone Development Project(SEZ)	73,973,910.30
24	1565-01	Dualling Thika - Kenol - Marua Lot 1 (Kenol- Sagana Section)	3,719,999,999.90
25	1566-01	Dualling Thika - Kenol - Marua Lot 2 (Sagana - Marua Section Section)	2,420,000,000.00
26	1596-02	HoAGDP:Isiolo-Kula Mawe	1,023,999,008.85
27	1596-03	HOAGDP:Kula Mawe-Modogashe	990,000,000.00
	Total		38,442,712,852.45

STATE DEPARTMENT FOR INFRASTRUCTURE

ITEM 512000 - PROCEEDS FROM FOREIGN BORROWINGS FY 2021-2022

S/No.	Category	Date	Description	Amount
1009-01	Nuno - Modogashe CB 1 Road			
1	SDINFRA ADJUSTMENT	27-Apr-22	Aeco-Abuljebain BEING CAPTURE OF EXPENDITURE UNDER AIA OF KSH.42,898,243.26 TO AECO-ABULJEBAIN ENG CONSULTING OFFICE FN 46 FOR CONSULTANCY CONTRACT	42,898,243.25
2	SDINFRA ADJUSTMENT	27-Apr-22	Aeco-Abuljebain BEING CAPTURE OF EXPENDITURE UNDER AIA OF KSH.3,406,356.24 TO AECO-ABULJEBAIN ENG CONSULTING OFFICE FN 47 FOR CONSULTANCY CONTRACT	3,406,356.25
	Sub-Total			42,898,243.25
1014-01	South Sudan Eastern Africa Transport, Trade & Development			
3	Facilitation	10-Aug-21	TRANS BUSINESS MACHINE LIMITED BEING CAPTURE UNDER A.I.A OF KSH.45,659,067.80 EQUIVALENT TO USD 419,660.55 TO TRANS BUSINESS MACHINE LIMITED BEING PAYMENT OF	45,659,067.80
4	SDINFRA ADJUSTMENT	27-Jun-22	TOYOTA KENYA LTD BEING CAPTURE OF EXPENDITURE UNDER AIA OF KSHS.33,750,000.00 TO TOYOTA KENYA LTD INV MO 91644317/19/20 FOR SUPPLY AND DELIVERY OF	33,750,000.00
	Sub-Total			79,409,067.80
1014-06	SS-EARTTDFP: Upgrade of Kalobeiyei River/Nadapal (88 km) road			
5	SDINFRA ADJUSTMENT	3-Sep-21	CHINA RAILWAY NO 5 ENG GROUP CO LTD BEING CAPTURE OF EXPENDITURE UNDER AIA OF KSH.91.410.260.75 TO CHINA RAILWAY NO 5 ENG GROUP CO LTD IPC NO 30 FOR UPGRADING OF	91,410,260.75
6	SDINFRA ADJUSTMENT	3-Sep-21	INTERCONTINENTAL CONSULTANTS & TECHNOCRATS BEING CAPTURE OF EXPENDITURE UNDER AIA OF KSH.5,342,315.05 TO INTERCONTINENTAL CONSULTANTS & TECHNOCRATS PVT LTD FN 50 FOR	5,342,315.05
7	SDINFRA ADJUSTMENT	3-Sep-21	INTERCONTINENTAL CONSULTANTS & TECHNOCRATS BEING CAPTURE OF EXPENDITURE UNDER AIA OF KSH.6,348,102.40 TO INTERCONTINENTAL CONSULTANTS & TECHNOCRATS PVT LTD FN 51 FOR	6,348,102.40
8	SDINFRA ADJUSTMENT	24-Sep-21	CHINA RAILWAY NO 5 ENG GROUP CO LTD BEING CAPTURE OF EXPENDITURE UNDER AIA OF KSH.64,721,901.20 TO CHINA RAILWAY NO.5 ENGINEERING GROUP CO. LTD IPC 31 FOR UPGRADING OF	64,721,901.20
9	SDINFRA ADJUSTMENT	12-Oct-21	INTERCONTINENTAL CONSULTANTS & TECHNOCRATS BEING CAPTURE OF EXPENDITURE UNDER AIA OF KSH.7,396,198.00 TO INTERCONTINENTAL CONSULTANTS & TECHNOCRATS FN 52 FOR	7,396,198.00
10	SDINFRA ADJUSTMENT	5-Nov-21	CHINA RAILWAY NO 5 ENG GROUP CO LTD BEING CAPTURE OF EXPENDITURE UNDER AIA OF KSH.90,400,243.30 TO CHINA RAILWAY NO.5 ENG GROUP CO LTD IPC 32 FOR UPGRADING KALOBEYEI RIVER-	90,400,243.30
11	SDINFRA ADJUSTMENT	12-Nov-21	INTERCONTINENTAL CONSULTANTS & TECHNOCRATS BEING CAPTURE OF EXPENDITURE UNDER AIA OF KSH.231,562,972.00 TO CHONGQING INTERNATIONAL CONSTRUCTION CORP IPC 35 PART 1 FOR	231,562,972.00
12	SDINFRA ADJUSTMENT	8-Dec-21	INTERCONTINENTAL CONSULTANTS & TECHNOCRATS BEING EXPENDITURE OF AIA OF KSH 6502727.95 DUE TO INTERCONTINENTAL CONSULTANTS & TECHNOCRATS PVT Ltd FOR FEE NOTE 54 FOR CONSILANCY	6,502,727.95
13	SDINFRA ADJUSTMENT	8-Dec-21	INTERCONTINENTAL CONSULTANTS & TECHNOCRATS BEING EXPENDITURE OF AIA OF KSH 7425723.25 DUE TO INTERCONTINENTAL CONSULTANTS & TECHNOCRATS PVT Ltd FOR FEE NOTE 55 FOR CONSILANCY	7,425,723.25
14	SDINFRA ADJUSTMENT	8-Dec-21	INTERCONTINENTAL CONSULTANTS & TECHNOCRATS BEING EXPENDITURE OF AIA OF KSH 5659731.00 DUE TO INTERCONTINENTAL CONSULTANTS & TECHNOCRATS PVT Ltd FOR FEE NOTE 53 FOR CONSILANCY	5,659,731.00
15	SDINFRA ADJUSTMENT	9-Dec-21	CHINA RAILWAY NO 5 ENG GROUP CO LTD BEING CAPTURE OF EXPENDITURE UNDER AIA OF KSH.197,512,451.20 TO CHINA RAILWAY NO.5 ENGINEERING GROUP CO LTD IPC 34 FOR UPGRADING	187,512,451.20
16	SDINFRA ADJUSTMENT	20-Dec-21	INTERCONTINENTAL CONSULTANTS & TECHNOCRATS BEING CAPTURE OF EXPENDITURE UNDER AIA OF KSH.106,303,912.60 TO CHONGQING INTERNATIONAL CONSTRUCTION CORPORATION IPC 35 PART-2;	106,303,912.60
17	SDINFRA ADJUSTMENT	19-Jan-22	CHINA RAILWAY NO 5 ENG GROUP CO LTD BEING CAPTURE OF EXPENDITURE UNDER AIA OF KSH.128,347,142.89 TO CHINA RAILWAY NO 5 ENG GROUP CO LTD IPC 35; UPGRADING OF KALOBEYEI	128,347,142.90
18	SDINFRA ADJUSTMENT	26-Jan-22	INTERCONTINENTAL CONSULTANTS & TECHNOCRATS BEING CAPTURE OF EXPENDITURE UNDER AIA OF KSHS.20,882,150.35 TO INTERCONTINENTAL CONSULTANTS & TECHNOCRATS PVT FN 56 FOR C/S	20,882,150.35
19	SDINFRA ADJUSTMENT	10-Feb-22	CHINA RAILWAY NO 5 ENG GROUP CO LTD BEING CAPTURE OF EXPENDITURE UNDER AIA OF KSH.76,466,181.33 TO CHINA RAILWAY NO.5 ENGINEERING GROUP CO LTD IPC 36 FOR UPGRADING OF	76,466,181.35
20	SDINFRA ADJUSTMENT	8-Mar-22	INTERCONTINENTAL CONSULTANTS & TECHNOCRATS BEING CAPTURE OF EXPENDITURE UNDER AIA OF KSH.16,846,382.90 TO INTERCONTINENTAL CONSULTANTS AND TECHNOCRATS PVT LTD FN 56 FOR	16,846,382.90
21	SDINFRA ADJUSTMENT	24-Mar-22	INTERCONTINENTAL CONSULTANTS & TECHNOCRATS BEING CAPTURE OF EXPENDITURE UNDER AIA OF KSH.17,460,788.97 TO INTERCONTINENTAL CONSULTANTS & TECHNOCRATS PVT LTD FN 58;	17,460,788.95
22	SDINFRA ADJUSTMENT	13-Apr-22	INTERCONTINENTAL CONSULTANTS & TECHNOCRATS BEING CAPTURE OF EXPENDITURE UNDER AIA OF KSH.7,605,931.40 TO INTERCONTINENTAL CONSULTANTS & TECHNOCRATS FN 59 FOR	7,605,931.40
23	SDINFRA ADJUSTMENT	13-Apr-22	CHINA RAILWAY NO 5 ENG GROUP CO LTD BEING CAPTURE OF EXPENDITURE UNDER AIA OF KSH.76,778,727.06 TO CHINA RAILWAY NO.5 ENG GROUP CO LTD IPC 37 FOR UPGRADING OF KALOBEYEI	76,778,727.05
24	SDINFRA ADJUSTMENT	13-Apr-22	CHINA RAILWAY NO 5 ENG GROUP CO LTD BEING CAPTURE OF EXPENDITURE UNDER AIA OF KSH.65,876,200.23 TO CHINA RAILWAY NO.5 ENG GROUP CO LTD IPC 38 FOR UPGRADING OF KALOBEYEI	65,876,200.25
25	SDINFRA ADJUSTMENT	7-Jun-22	CHINA RAILWAY NO 5 ENG GROUP CO LTD BEING CAPTURE OF EXPENDITURE UNDER AIA OF KSHS.314,908,870.70 TO CHINA RAILWAY NO.5 ENG GROUP CO LTD IPC 22-38 GOK PORTIONS FOR	314,908,870.70
26	SDINFRA ADJUSTMENT	24-Jun-22	CHINA RAILWAY NO 5 ENG GROUP CO LTD BEING CAPTURE OF EXPENDITURE UNDER AIA OF KSHS.79,519,542.02 TO CHINA RAILWAY NO 5 ENGINEERING GROUP CO LTD IPC 39 FOR UPGRADING	79,519,542.00
	Sub-Total			1,615,278,456.55
1014-07	SS-EARTTDFP: Upgrade of Lokitaung Junction - Kalobeiyei River 80 Km			
27	SDINFRA ADJUSTMENT	6-Aug-21	INTERCONTINENTAL CONSULTANTS & TECHNOCRATS BEING CAPTURE OF EXPENDITURE UNDER AIA OF KSH.376,287,475.00 TO CHONGQING INTERNATIONAL CONSTRUCTION CORP; IPC 31 FOR FOR	376,287,475.00
28	SDINFRA ADJUSTMENT	3-Sep-21	SHELLADIA ASSOCIATES INC BEING CAPTURE OF EXPENDITURE UNDER AIA OF KSH.5,148,923.50 TO SHELDADIA ASSOCIATES INC FN 50 FOR THE CONSULTANCY SERVICES FOR DESIGN	5,148,923.50
29	SDINFRA ADJUSTMENT	3-Sep-21	SHELLADIA ASSOCIATES INC BEING CAPTURE OF EXPENDITURE UNDER AIA OF KSH.4,604,696.25 TO SHELDADIA ASSOCIATES INC FN 49 FOR THE CONSULTANCY SERVICES FOR DESIGN	4,604,696.25
30	SDINFRA ADJUSTMENT	3-Sep-21	SHELLADIA ASSOCIATES INC BEING CAPTURE OF EXPENDITURE UNDER AIA OF KSH.4,604,696.25 TO SHELDADIA ASSOCIATES INC FN 48 FOR THE CONSULTANCY SERVICES FOR DESIGN	4,604,696.25
31	SDINFRA ADJUSTMENT	3-Sep-21	SHELLADIA ASSOCIATES INC BEING CAPTURE OF EXPENDITURE UNDER AIA OF KSH.4,605,576.60 TO SHELDADIA ASSOCIATES INC FN 47 FOR THE CONSULTANCY SERVICES FOR DESIGN	4,605,576.60

32	SDINFRA ADJUSTMENT	24-Sep-21	CHONGQING INTERNATIONAL CONSTRUCTION CORPORATION	BEING CAPTURE OF EXPENDITURE UNDER AIA OF KSHS.300,696,989.50 TO CHONGQING INTL CONSTRUCTION CORP IPC 32 FOR UPGRADING OF	300,696,989.50
33	SDINFRA ADJUSTMENT	19-Oct-21	SHELLADIA ASSOCIATES INC	BEING CAPTURE OF EXPENDITURE UNDER AIA OF KSH.4,692,303.00 TO SHELADIA ASSOCIATES INC FN 45 CONSULTANCY SERVICES FOR	4,692,303.00
34	SDINFRA ADJUSTMENT	19-Oct-21	SHELLADIA ASSOCIATES INC	BEING CAPTURE OF EXPENDITURE UNDER AIA OF KSH.5,208,785.30 TO SHELADIA ASSOCIATES INC FN 51 CONSULTANCY SERVICES FOR	5,208,785.30
35	SDINFRA ADJUSTMENT	29-Nov-21	SHELLADIA ASSOCIATES INC	BEING CAPTURE OF EXPENDITURE UNDER AIA OF KSH.4,613,192.00 TO SHELADIA ASSOCIATES INC FN 46 CONSULTANCY SERVICES FOR	4,613,192.00
36	SDINFRA ADJUSTMENT	15-Dec-21	SHELLADIA ASSOCIATES INC	BEING CAPTURE OF EXPENDITURE UNDER AIA OF KSH.5,265,471.25 TO SHELADIA ASSOCIATES INC.FN 53 FOR CONSULTANCY SERVICES FOR DESIGN	5,265,471.25
37	SDINFRA ADJUSTMENT	15-Dec-21	SHELLADIA ASSOCIATES INC	BEING CAPTURE OF EXPENDITURE UNDER AIA OF KSH.7,138,032.65 TO SHELADIA ASSOCIATES INC.FN 52 FOR CONSULTANCY SERVICES FOR DESIGN	7,138,032.65
38	SDINFRA ADJUSTMENT	20-Dec-21	CHONGQING INTERNATIONAL CONSTRUCTION CORPORATION	BEING CAPTURE OF EXPENDITURE UNDER AIA OF KSH.409,365,279.54 TO CHONGQING INTERNATIONAL CONSTRUCTION CORPORATION IPC 36 FOR	409,365,279.55
39	SDINFRA ADJUSTMENT	2-Mar-22	SHELLADIA ASSOCIATES INC	BEING CAPTURE OF EXPENDITURE UNDER AIA OF KSHS.18,415,595.65 TO SHELADIA ASSOCIATES INC & ABDUL MULLICK ASSOCIATES LTD FOR	18,415,595.65
40	SDINFRA ADJUSTMENT	24-Mar-22	SHELLADIA ASSOCIATES INC	BEING CAPTURE OF EXPENDITURE UNDER AIA OF KSH.18,006,298.54 TO SHELADIA ASSOCIATES INC&ABDUL MULLICK ASSOCIATES FN 57;	18,006,298.55
41	SDINFRA ADJUSTMENT	13-Apr-22	SHELLADIA ASSOCIATES INC	BEING CAPTURE OF EXPENDITURE UNDER AIA OF KSH.5,422,451.55 TO SHELADIA ASSOCIATES INC FN 58 FOR CONSULTANCY SERVICES FOR DESIGN	5,422,451.55
42	SDINFRA ADJUSTMENT	27-Apr-22	CHONGQING INTERNATIONAL CONSTRUCTION CORPORATION	BEING CAPTURE OF EXPENDITURE UNDER AIA OF KSH.309,596,990.32 TO CHONGQING INTERNATIONAL CONSTRUCTION CORP FOR UPGRADING OF	309,596,990.30
43	SDINFRA ADJUSTMENT	21-May-22	CHONGQING INTERNATIONAL CONSTRUCTION CORPORATION	BEING CAPTURE OF EXPENDITURE UNDER AIA OF KSH.703,163,844.00 TO CHONGQING INTERNATIONAL CONSTRUCTION CORPORATION IPC 23-39	703,163,844.00
44	SDINFRA ADJUSTMENT	17-Jun-22	SHELLADIA ASSOCIATES INC	BEING CAPTURE OF EXPENDITURE UNDER AIA OF KSH.3,016,355.70 TO SHELADIA ASSOCIATES IN FN 43 FOR CONSULTANCY SERVICES FOR DESIGN	3,016,355.70
45	SDINFRA ADJUSTMENT	17-Jun-22	SHELLADIA ASSOCIATES INC	BEING CAPTURE OF EXPENDITURE UNDER AIA OF KSH.4,607,757.00 TO SHELADIA ASSOCIATES IN FN 44 FOR CONSULTANCY SERVICES FOR DESIGN	4,607,757.00
46	SDINFRA ADJUSTMENT	17-Jun-22	SHELLADIA ASSOCIATES INC	BEING CAPTURE OF EXPENDITURE UNDER AIA OF KSH.5,528,479.84 TO SHELADIA ASSOCIATES INC FN 59 FOR CONSULTANCY SERVICES FOR	5,528,679.85
47	SDINFRA ADJUSTMENT	17-Jun-22	SHELLADIA ASSOCIATES INC	BEING CAPTURE OF EXPENDITURE UNDER AIA OF KSH.5,536,823.60 TO SHELADIA ASSOCIATES INC FN 60 FOR CONSULTANCY SERVICES FOR	5,536,823.60
48	SDINFRA ADJUSTMENT	28-Jun-22	CHONGQING INTERNATIONAL CONSTRUCTION CORPORATION	BEING CAPTURE OF EXPENDITURE UNDER AIA OF KSH.396,561,873.95 TO CHONGQING INTERNATIONAL CONST. CORPORATION IPC NO 32 FOR	396,561,873.95
49	SDINFRA ADJUSTMENT	28-Jun-22	CHONGQING INTERNATIONAL CONSTRUCTION CORPORATION	BEING CAPTURE OF EXPENDITURE UNDER AIA OF KSH.331,430,494.41 TO CHINA CIVIL ENGINEERING CONSTRUCTION CORP IPC 9; MPARD PK 3;	331,430,494.40
	Sub-Total				2,933,518,585.40
1014-08	SS-EARTTDFP: Upgrading of Lokitaung Junction to Lodwar (80 km)				
50	SDINFRA ADJUSTMENT	5-Nov-21	THIRD ENGINEERING BUREAU OF CHINA CITY CONSTRUCTION	BEING CAPTURE OF EXPENDITURE UNDER AIA OF KSH.96,697,105.66 TO THIRD ENGINEERING BUREAU OF CHINA CITY IPC 42 FOR UPGRADING OF LODWAR-	96,697,105.65
51	SDINFRA ADJUSTMENT	12-Nov-21	THIRD ENGINEERING BUREAU OF CHINA CITY CONSTRUCTION	BEING CAPTURE OF EXPENDITURE UNDER AIA OF KSH.52,092,336.00 TO THIRD ENG BUREAU OF CHINA CITY CONSTRUCTION GROUP IPC 43 BEING RETENTION	52,092,336.00
52	SDINFRA ADJUSTMENT	22-Dec-21	THIRD ENGINEERING BUREAU OF CHINA CITY CONSTRUCTION	BEING CAPTURE OF EXPENDITURE UNDER AIA OF KSH.48,279,921.80 TO THIRD ENGINEERING BUREAU OF CHINA CITY IPC 44 BEING 2ND HALF RETENTION	48,279,921.80
53	SDINFRA ADJUSTMENT	11-Jan-22	THIRD ENGINEERING BUREAU OF CHINA CITY CONSTRUCTION	BEING CAPTURE OF EXPENDITURE UNDER AIA OF KSH.52,092,336.00 TO THIRD ENGINEERING BUREAU OF CHINA CITY CONSTRUCTION GROUP IPC 44; 2MD	52,092,336.00
54	SDINFRA ADJUSTMENT	13-Apr-22	EGIS INTERNATIONAL	BEING CAPTURE OF EXPENDITURE UNDER AIA OF KSH.5,322,801.51 TO EGIS INTERNATIONAL FN 54 FOR CONSULTANCY SERVICES FOR DESIGN REVIEW	5,322,801.50
55	SDINFRA ADJUSTMENT	13-Apr-22	EGIS INTERNATIONAL	BEING CAPTURE OF EXPENDITURE UNDER AIA OF KSH.4,161,639.45 TO EGIS INTERNATIONAL FN 55 FOR CONSULTANCY SERVICES FOR DESIGN REVIEW	4,161,639.45
56	SDINFRA ADJUSTMENT	21-May-22	THIRD ENGINEERING BUREAU OF CHINA CITY CONSTRUCTION	BEING CAPTURE OF EXPENDITURE UNDER AIA OF KSH.70,187,185.49 TO THIRD ENGINEERING BUREAU OF CHINA CITY CONSTRUCTION IPC 45 FOR	70,187,185.50
57	SDINFRA ADJUSTMENT	7-Jun-22	SOLITON TELMEC LTD	BEING CAPTURE OF EXPENDITURE UNDER AIA OF KSHS.157,710,532.55 TO SOLITON TELMEC LTD INV NO 02 FOR CIVIL WORKS FOR THE MAIN BUILD OF	157,710,532.55
	Sub-Total				486,543,858.45
1014-09	SS-EARTTDFP: Replacement of Kainuk Bridge				
58	SDINFRA ADJUSTMENT	20-Sep-21	CHINA HENAN INTERNATIONAL CORPORATION GROUP	BEING CAPTURE OF EXPENDITURE UNDER AIAQ OF KSH.33,423,454.90 TO CHINA HENAN INTL COOP GROUP IPC 12 BEING RELEASE OF 50% RETENTION	33,423,454.90
59	SDINFRA ADJUSTMENT	27-Jan-22	SHELLADIA ASSOCIATES INC & ABDUL MULLICK ASSOCIATES	BEING CAPTURE OF EXPENDITURE UNDER AIA OF KSHS.17,954,168.40 TO SHELADIA ASSOCIATES INC & ABDUL MULLICK ASSOCIATES LD FN 54 FOR CS &	17,954,168.40
60	SDINFRA ADJUSTMENT	27-Jan-22	SHELLADIA ASSOCIATES INC & ABDUL MULLICK ASSOCIATES	BEING CAPTURE OF EXPENDITURE UNDER AIA OF KSHS.18,737,011.00 TO SHELADIA ASSOCIATES INC & ABDUL MULLICK ASSOCIATES LD FN 55 FOR CS &	18,737,011.00
61	SDINFRA ADJUSTMENT	27-Jan-22	EGIS INTERNATIONAL	BEING CAPTURE OF EXPENDITURE UNDER AIA OF KSH.6,180,665.34 TO EGIS INTERNATIONAL FN 52 FOR CONSULTANCY SERVICES FOR CONSTRUCTION	6,180,665.35
62	SDINFRA ADJUSTMENT	23-Feb-22	CHONGQING INTERNATIONAL CONSTRUCTION CORPORATION	BEING CAPTURE OF EXPENDITURE OF KSHS.259,218,531.45 IPC 39 TO CHONGQING INTERNATIONAL CONSTRUCTION CORP FOR UPGRADING OF	259,218,531.45
63	SDINFRA ADJUSTMENT	7-Jun-22	THIRD ENGINEERING BUREAU OF CHINA CITY CONSTRUCTION	BEING CAPTURE OF EXPENDITURE UNDER AIA OF KSHS.28,921,366.90 TO THIRD ENG BUREAU OF CHINA CITY CONSTRUCTION GROUP IPC 38&42 GOK	28,921,366.90
64	SDINFRA ADJUSTMENT	24-Jun-22	KINDE ENGINEERING WORKS	BEING CAPTURE OF EXPENDITURE UNDER AIA OF KSHS.81,686,415.84 TO KINDE ENGINEERING WORKS IPC 4 FOR CIVIL WORKS OF OPTIC FIBRE CABLE	81,686,415.85
	Sub-Total				446,121,613.85
1014-10	SS-EARTTDFP: Upgrading of Lodwar-Loichangamatak (50 km) road				
65	SDINFRA ADJUSTMENT	3-Sep-21	CHINA RAILWAY NO 5 ENG GROUP CO LTD	BEING CAPTURE OF EXPENDITURE UNDER AIA OF KSH.174,277,327.18 TO CHINA RAILWAY NI 5 ENG GROUP LTD IPC 30 FOR UPGRADING OF	174,277,327.20
66	SDINFRA ADJUSTMENT	3-Sep-21	DOHWA ENGINEERING CO LTD & GIBB AFRICA LTD	BEING CAPTURE OF EXPENDITURE UNDER AIA OF KSH.8,446,307.00 TO DOHWA ENGINEERING CO LTD FN 41 FOR CONSULTANCY SERVICES FOR	8,446,307.00

67	SDINFRA ADJUSTMENT	3-Sep-21	DOHWA ENGINEERING CO LTD & GIBB AFRICA LTD	BEING CAPTURE OF EXPENDITURE UNDER AIA OF KSH.8,486,014.55 TO DOHWA ENGINEERING CO LTD FN 42 FOR CONSULTANCY SERVICES FOR	8,486,014.55
68	SDINFRA ADJUSTMENT	5-Oct-21	DOHWA ENGINEERING CO LTD & GIBB AFRICA LTD	BEING CAPTURE OF EXPENDITURE UNDER AIA OF KSH.17,659,348.90 TO DOHWA ENG CO LTD & GIBB AFRICA LTD FN 43 FOR CONSULTANCY SERVICES	17,659,348.90
69	SDINFRA ADJUSTMENT	19-Oct-21	DOHWA ENGINEERING CO LTD & GIBB AFRICA LTD	BEING CAPTURE OF EXPENDITURE UNDER AIA OF KSH.17,193,347.25 TO DOHWA ENG CO LTD & GIBB AFRICA LTD FN 44 CONSULTANCY SERVICES FOR	17,193,347.25
70	SDINFRA ADJUSTMENT	11-Nov-21	CHINA RAILWAY NO 5 ENG GROUP CO LTD	BEING CAPTURE OF EXPENDITURE UNDER AIA OF KSH.313,301,193.15 TO CHINA RAILWAY NO.5 ENG GROUP CO LTD IPC 31 FOR UPGRADING OF	313,301,193.15
71	SDINFRA ADJUSTMENT	15-Dec-21	DOHWA ENGINEERING CO LTD & GIBB AFRICA LTD	BEING CAPTURE OF EXPENDITURE UNDER AIA OF KSH.9,362,613.20 TO DOHWA ENGINEERING CO LTD FN 45 FOR CONSULTANCY SERVICES FOR	9,362,613.20
72	SDINFRA ADJUSTMENT	27-Jan-22	DOHWA ENGINEERING CO LTD & GIBB AFRICA LTD	BEING CAPTURE OF EXPENDITURE UNDER AIA OF KSH.15,418,737.34 TO DOHWA ENG CO LTD & GIBB AFRICA LTD FN 46 FOR CONSULTANCY SERVICES	15,418,737.35
73	SDINFRA ADJUSTMENT	8-Feb-22	CHINA RAILWAY NO 5 ENG GROUP CO LTD	BEING CAPTURE OF EXPENDITURE UNDER AIA TO CHINA RAILWAY NO.5 ENG GROUP LTD IPC 34; BEING RELEASE OF RETENTION MONEY IN FOREIGN	69,180,330.70
74	SDINFRA ADJUSTMENT	23-Feb-22	DOHWA ENGINEERING CO LTD & GIBB AFRICA LTD	BEING CAPTURE OF EXPENDITURE UNDER AIA OF KSH.13,703,343.85 TO DOHWA ENG CO LTD & GIBB AFRICA LTD FN 47 FOR CONSULTANCY SERVICES	13,703,343.85
75	SDINFRA ADJUSTMENT	25-Feb-22	DOHWA ENGINEERING CO LTD & GIBB AFRICA LTD	BEING CAPTURE OF EXPENDITURE UNDER AIA OF KSHS.11,490,444.45 TO DOHWA ENG CO LTD & GIBB AFRICA LTD FN 48 FOR CONSULTANCY SERVICES	11,490,444.45
76	SDINFRA ADJUSTMENT	25-Feb-22	CHINA RAILWAY NO 5 ENG GROUP CO LTD	BEING CAPTURE OF EXPENDITURE UNDER AIA OF KSHS.86,619,501.93 TO CHINA RAILWAY MO.5 ENGINNERING CO LTD; IPC 35 FOR UPGRADING OF	86,619,501.95
77	SDINFRA ADJUSTMENT	5-Apr-22	DOHWA ENGINEERING CO LTD & GIBB AFRICA LTD	BEING CAPTURE OF EXPENDITURE UNDER AIA OF KSH 9,912,144.92 TO DOHWA ENG CO LTD & GIBB AFRICA LTD FN 49 FOR C/S CONSTRUCTION SUPERVISION	9,912,144.90
78	SDINFRA ADJUSTMENT	7-Apr-22	CHINA RAILWAY NO 5 ENG GROUP CO LTD	BEING CAPTURE OF EXPENDITURE UNDER AIA OF KSHS.207,513,878.72 TO CHINA RAILWAY NO 5 ENGINEERING GROUP IPC 36; UPGRADING OF	207,513,878.70
79	SDINFRA ADJUSTMENT	7-Jun-22	CHINA RAILWAY NO 5 ENG GROUP CO LTD	BEING CAPTURE OF EXPENDITURE UNDER AIA OF KSH.287,708,040.20 TO CHINA RAILWAY NO.5 ENG GROUP CO LTD IPC 25-36 GOK PORTIONS FOR	287,708,040.20
80	SDINFRA ADJUSTMENT	7-Jun-22	CHINA STATE CONSTRUCTION ENGINEERING CORPORATION	BEING CAPTURE OF EXPENDITURE UNDER AIA OF KSHS.265,887,112.90 TO CHINA STATE CONSTRUCTION ENG CORP K LTD IPC 5-13 GOK PORTIONS FOR	265,887,112.90
81	SDINFRA ADJUSTMENT	7-Jun-22	China Henan International Coop Group Co. Ltd	Being capture of expenditure under AIA of Kshs. 66,871,278.85 to China Henan International Coop Group Co. Ltd ipc 10&11 Gok Portions for Upgrading of	66,871,278.85
82	SDINFRA ADJUSTMENT	17-Jun-22	SOLITON TELMEC LTD	BEING CAPTURE OF EXPENDITURE UNDER AIA OF KSH.56,828,773.69 TO SOLITON TELMEC INV 03 FOR CIVIL WORKS FOR THE MAIN BUILD FOR OPTIC	56,828,773.70
83	SDINFRA ADJUSTMENT	17-Jun-22	CHINA RAILWAY NO 5 ENG GROUP CO LTD	BEING CAPTURE OF EXPENDITURE UNDER AIA OF KSH.125,078,684.79 TO CHINA RAILWAY NO 5 ENGINEERING GROUP CO LTD IPC 37 FOR UPGRADING	125,078,684.80
	Sub-Total				1,764,938,423.60
1014-11	SS-EARTTDFP: Upgrading of Loichangamatak - Lokichar (40 km)				
84	SDINFRA ADJUSTMENT	10-Aug-21	CHINA STATE CONSTRUCTION ENGINEERING CORPORATION	BEING CAPTURE OF EXPENDITURE UNDER AIA OF KSH.143,625,850.50 TO CHINA STATE CONSTRUCTION ENGINEERING CORP KENYA LTD IPC NO 8 FOR	143,625,850.50
85	SDINFRA ADJUSTMENT	18-Aug-21	INTERCONTINENTAL CONSULTANTS & TECHNOCRATS	BEING CAPTURE OF EXPENDITURE UNDER AIA OF KSH.8,966,585.30 TO INTERCONTINENTAL CONSULTANTS AND TECHNOCRATS PVT LTD FN 21 FOR	8,966,585.30
86	SDINFRA ADJUSTMENT	3-Sep-21	INTERCONTINENTAL CONSULTANTS & TECHNOCRATS	BEING CAPTURE OF EXPENDITURE UNDER AIA OF KSH.9,282,603.70 TO INTERCONTINENTAL CONSULTANTS & TECHNOCRATS PVT LTD FN 22 FOR	9,282,603.70
87	SDINFRA ADJUSTMENT	24-Sep-21	CHINA STATE CONSTRUCTION ENGINEERING CORPORATION	BEING CAPTURE OF EXPENDITURE UNDER AIA OF KSH.255,768,657.30 TO CHINA STATE ENGINEERING CORP KENYA LTD FOR IPC 8 FOR LOKICHAR-	255,768,657.30
88	SDINFRA ADJUSTMENT	19-Oct-21	CHINA STATE CONSTRUCTION ENGINEERING CORPORATION	BEING CAPTURE OF EXPENDITURE UNDER AIA OF KSH.200,692,382.14 TO CHINA STATE CONSTRUCTION ENG CORP KE LTD; IPC 10 FOR UPGRADING OF	200,692,382.15
89	SDINFRA ADJUSTMENT	19-Oct-21	INTERCONTINENTAL CONSULTANTS & TECHNOCRATS	BEING CAPTURE OF EXPENDITURE UNDER AIA OF KSH.9,249,557.40 TO INTERCONTINENTAL CONSULTANTS & TECHNOCRATS PVT LTD FN 23	9,249,557.40
90	SDINFRA ADJUSTMENT	29-Nov-21	INTERCONTINENTAL CONSULTANTS & TECHNOCRATS	BEING CAPTURE OF EXPENDITURE UNDER AIA OF KSH.8,481,984.70 TO INTERCONTINENTAL CONSULTANTS AND TECHNOCRATS PVT LTD FN 24 FOR	8,481,984.70
91	SDINFRA ADJUSTMENT	1-Dec-21	CHINA STATE CONSTRUCTION ENGINEERING CORPORATION	BEING CAPTURE OF EXPENDITURE UNDER AIA OF KSH.259,437,564.75 TO CHINA STATE CONSTRUCTION ENGINEERING CORP KENYA LTD IPC 11 FOR	259,437,564.75
92	SDINFRA ADJUSTMENT	8-Dec-21	INTERCONTINENTAL CONSULTANTS & TECHNOCRATS	BEING EXPENDITURE OF AIA OF KSH 8943777.05 DUE TO INTERCONTINENTAL CONSULTANTS & TECHNOCRATS PVT Ltd FOR FEE NOTE 25 FOR CONSILANCY	8,943,777.05
93	SDINFRA ADJUSTMENT	8-Feb-22	INTERCONTINENTAL CONSULTANTS & TECHNOCRATS	BEING CAPTURE OF EXPENDITURE UNDER AIA OF KSH.17,678,713.50 TO INTERCONTINENTAL CONSULTANTS & TECHNOCRATS PCT LTD FN 26 FOR	17,678,713.50
94	SDINFRA ADJUSTMENT	8-Feb-22	INTERCONTINENTAL CONSULTANTS & TECHNOCRATS	BEING CAPTURE OF EXPENDITURE UNDER AIA OF KSH.14,980,069.70 TO INTERCONTINENTAL CONSULTANTS & TECHNOCRATS PCT LTD FN 27 FOR	14,980,069.70
95	SDINFRA ADJUSTMENT	10-Feb-22	CHINA STATE CONSTRUCTION ENGINEERING CORPORATION	BEING CAPTURE OF EXPENDITURE UNDER AIA OF KSH.156,762,403.88 TO CHINA STATE CONSTRUCTION ENGINEERING CORP KENYA LTD IPC 12 FOR	156,762,403.90
96	SDINFRA ADJUSTMENT	23-Feb-22	CHONGQING INTERNATIONAL CONSTRUCTION CORPORATION	BEING CAPTURE OF EXPENDITURE OF KSHS.339,491,980.01 IPC 37 TO CHONGQING INTERNATIONAL CONSTRUCTION CORP FOR UPGRADING OF	339,491,980.00
97	SDINFRA ADJUSTMENT	23-Feb-22	SOLITON TELMEC LTD	BEING CAPTURE OF EXPENDITURE OF KSHS.91,347,242.67 TO SOLITON TELMEC LTD FN 01 ADVANCE PAYMENT FOR CIVIL WORKS FOR THE MAIN BUILD OF	91,347,242.65
98	SDINFRA ADJUSTMENT	10-Mar-22	CHINA STATE CONSTRUCTION ENGINEERING CORPORATION	BEING CAPTURE OF EXPENDITURE UNDER AIA OF KSHS.157,794,538.73 IPC 13 TO CHINA STATE CONSTRUCTION ENG CORP KENYA LTD FOR UPGRADING OF	157,794,538.75
99	SDINFRA ADJUSTMENT	5-Apr-22	INTERCONTINENTAL CONSULTANTS & TECHNOCRATS	BEING CAPTURE OF EXPENDITURE UNDER AIA OF KSH.14,850,322.35 TO INTERCONTINENTAL CONSULTANTS AND TECHNOCRATS LTD; FN 28 FOR	14,850,322.35
100	SDINFRA ADJUSTMENT	13-Apr-22	INTERCONTINENTAL CONSULTANTS & TECHNOCRATS	BEING CAPTURE OF EXPENDITURE UNDER AIA OF KSH.9,936,469.20 TO INTERCONTINENTAL CONSULTANTS & TECHNOCRATS FN 29 FOR	9,936,469.20
101	SDINFRA ADJUSTMENT	27-Apr-22	CHINA STATE CONSTRUCTION ENGINEERING CORPORATION	BEING CAPTURE OF EXPENDITURE UNDER AIA OF KSH.250,336,948.70 TO CHINA STATE ENGINEERING CORP KE LTD IPC 14 FORUPGRADING OF	250,336,948.70
102	SDINFRA ADJUSTMENT	7-Jun-22	INTERCONTINENTAL CONSULTANTS & TECHNOCRATS	BEING CAPTURE OF EXPENDITURE UNDER AIA OF KSHS.10,340,244.95 TO INTERCONTINENTAL CONSULTANTS & TECHNOCRATS PVT LTD FN 30 FOR	10,340,244.95
103	SDINFRA ADJUSTMENT	17-Jun-22	CHINA STATE CONSTRUCTION ENGINEERING CORPORATION	BEING CAPTURE OF EXPENDITURE UNDER AIA OF KSH.257,524,278.97 TO CHINA STATE CONSTRUCTION ENGINEERING CORP KENYA LTD IPC 15 FOR	257,524,278.95
104	SDINFRA ADJUSTMENT	24-Jun-22	INTERCONTINENTAL CONSULTANTS & TECHNOCRATS	BEING CAPTURE OF EXPENDITURE UNDER AIA OF KSHS.9,533,598.31 TO INTERCONTINENTAL CONSULTANTS AND TECHNOCRATS PVT LTD FN 31 FOR	9,533,598.30
105	SDINFRA ADJUSTMENT	30-Jun-22	INTERCONTINENTAL CONSULTANTS & TECHNOCRATS	BEING CAPTURE OF EXPENDITURE UNDER AIA OF KSHS.10,673,487.80 TO INTERCONTINENTAL CONSULTANTS & TECHNOCRATS FN 32 FOR	10,673,487.80

	Sub-Total				2,245,699,261.60
1014-12	SS-EARTTDFP Capacity building and Technical Assistance				
106	SDINFRA ADJUSTMENT	11-Jan-22	KINDE ENGINEERING WORKS	BEING CAPTURE OF EXPENDITURE UNDER AIA OF KSH.50,375,249.25 TO KINDE ENGINEERING WORKS LTD IPC 2 FOR CIVIL WORKS FOR MAIN BUILD OF OPTIC	50,375,249.25
107	SDINFRA ADJUSTMENT	25-Apr-22	KINDE ENGINEERING WORKS	BEING CAPTURE OF EXPENDITURE UNDER AIA OF KSHS.34,965,174.36 KINDE ENGINEERING WORKS LTD IPC 3 FOR CIVIL WORKS FOR MAIN BUILD OF OPTIC	34,965,174.35
108	SDINFRA ADJUSTMENT	7-Jun-22	KINDE ENGINEERING WORKS	BEING CAPTURE OF EXPENDITURE UNDER AIA OF KSHS.21,182,106.00 TO KINDE ENGINEERING WORKS LTD IPC 2&3 GOK PORTIONS FOR CIVIL WORKS FOR THE	21,182,106.00
	Sub-Total				106,522,529.60
1026-02	Dualling of Mombasa - Mariakani Road (Lot 1: Msa - Kwa Jomvu)				
109	SDINFRA ADJUSTMENT	6-Aug-21	THIRD ENGINEERING BUREAU OF CHINA CITY CONSTRUCTION	BEING CAPTURE OF EXPENDITURE UNDER AIA OF KSH.290,887,761.52 TO THIRD ENGINEERING BUREAU OF CHINA CITY CONSTRUCTION IPC 30 FOR	290,887,761.50
110	SDINFRA ADJUSTMENT	20-Aug-21	THIRD ENGINEERING BUREAU OF CHINA CITY CONSTRUCTION	BEING CAPTURE OF EXPENDITURE UNDER AIA OF KSH.289,166,663.75 TO THIRD ENGINEERING BUREAU OF CHINA CITY CONSTRUCTION GROUP CO	289,166,663.75
111	SDINFRA ADJUSTMENT	5-Nov-21	CARDNO IT TRANSPORT	BEING CAPTURE OF EXPENDITURE UNDER AIA OF KSH.6,913,379.70 TO CARDNO IT TRANSPORT FN 05 FOR CONSULTANCY SERVICES FOR IMPACT	6,913,379.70
112	SDINFRA ADJUSTMENT	5-Nov-21	CARDNO IT TRANSPORT	Being capture of Expenditure under aia of Ksh.6,913,379.70 to cardno IT Transport FN 05 for Consultancy services for Impact Assessment of Investment in	6,913,379.70
113	SDINFRA ADJUSTMENT	12-Nov-21	THIRD ENGINEERING BUREAU OF CHINA CITY CONSTRUCTION	BEING CAPTURE OF EXPENDITURE UNDER AIA OF KSH.184,803,153.26 TO THIRD ENGINEERING BUREAU OF CHINA CITY CONSTRUCTION IPC 32 FOR	184,803,153.25
114	SDINFRA ADJUSTMENT	23-Feb-22	GIBB AFRICA LTD	BEING CAPTURE OF EXPENDITURE UNDER AIA OF KSH.18,555,615.37 TO GIBB AFRICA LTD FN 05 FOR CONSULTANCY SERVICES FOR FEASIBILITY STUDY,	18,555,615.35
115	SDINFRA ADJUSTMENT	24-Mar-22	SAI CONSULTING ENGINEERS PVT LTD	BEING CAPTURE OF EXPENDITURE UNDER AIA OF KSH.53,260,580.55 TO SAI CONSULTING ENGINEERS PVT LTD LTD FN 24/139; CONSULTANCY SERVICES	53,260,580.55
116	SDINFRA ADJUSTMENT	30-Jun-22	THIRD ENGINEERING BUREAU OF CHINA CITY CONSTRUCTION	BEING CAPTURE OF EXPENDITURE UNDER AIA OF KSHS.209,016,595.57 TO THIRD ENGINEERING BUREAU OF CHINA CITY IPC 34; BEING RELEASE OF	209,016,595.55
	Sub-Total				1,059,517,129.35
1145-01	Kibwezi - Mutomo - Kitui Road (B7)				
117	SDINFRA ADJUSTMENT	24-Jun-22	SINOHYDRO CORPORATION LTD	BEING CAPTURE OF EXPENDITURE UNDER AIA OF KSHS.46,932,465.13 TO SINOHYDRO CORPORATION LTD IPC 09 FOR UPGRADING OF KIBWEZI-	46,932,465.15
	Sub-Total				46,932,465.15
1154-01	Isebania - Mukuyu - Kisii - Ahero Road (A1) Lot 1 & 2				
118	SDINFRA ADJUSTMENT	18-Aug-21	CHINA HENAN INTL COOP GROUP CO. LTD	BEING CAPTURE OF EXPENDITURE UNDER AIA OF KSH.121,592,739.00 TO CHINA HENAN INTL COOP GROUP CO. LTD IPC 26 FOR LOT 1: ISEBANIA-KISII	121,592,739.00
119	SDINFRA ADJUSTMENT	24-Sep-21	EGIS INTERNATIONAL	BEING CAPTURE OF EXPENDITURE UNDER AIA OF KSHS.8,627,784.57 TO EGIS INTERNATIONAL FN 43 FOR CONSULTANCY SERVICES FOR DESIGN REVIEW,	8,627,784.55
120	SDINFRA ADJUSTMENT	24-Sep-21	EGIS INTERNATIONAL	BEING CAPTURE OF EXPENDITURE UNDER AIA OF KSHS.1,944,498.95 TO EGIS INTERNATIONAL FN 42A FOR CONSULTANCY SERVICES FOR DESIGN REVIEW,	1,944,498.95
121	SDINFRA ADJUSTMENT	24-Sep-21	EGIS INTERNATIONAL	BEING CAPTURE OF EXPENDITURE UNDER AIA OF KSHS.8,950,728.89 TO EGIS INTERNATIONAL FN 44 FOR CONSULTANCY SERVICES FOR DESIGN REVIEW,	8,950,728.90
122	SDINFRA ADJUSTMENT	24-Sep-21	EGIS INTERNATIONAL	BEING CAPTURE OF EXPENDITURE UNDER AIA OF KSHS.9,185,099.68 TO EGIS INTERNATIONAL FN 45 FOR CONSULTANCY SERVICES FOR DESIGN REVIEW,	9,185,099.70
123	SDINFRA ADJUSTMENT	24-Sep-21	CHINA HENAN INTL COOP GROUP CO. LTD	BEING CAPTURE OF EXPENDITURE UNDER AIA OF KSH.159,202,320.06 TO CHINA HENAN INTL IPC 28 FOR ISEBANIA-KISII-AHERO LOT 1: ISEBANIA-KISII	159,202,320.05
124	SDINFRA ADJUSTMENT	24-Sep-21	CHINA HENAN INTL COOP GROUP CO. LTD	BEING CAPTURE OF EXPENDITURE UNDER AIA OF KSH.239,888,147.03 TO CHINA HENAN INTL IPC 29 FOR ISEBANIA-KISII-AHERO LOT 1: ISEBANIA-KISII	239,888,147.05
125	SDINFRA ADJUSTMENT	25-Sep-21	EGIS INTERNATIONAL	BEING CAPTURE OF EXPENDITURE UNDER AIA OF KSH.8,054,492.88 TO EGIS INTERNATIONAL FN 46 FOR CONSULTANCY SERVICES FOR DESIGN REVIEW,	8,054,492.90
126	SDINFRA ADJUSTMENT	25-Sep-21	EGIS INTERNATIONAL	BEING CAPTURE OF EXPENDITURE UNDER AIA OF KSH.8,663,947.83 TO EGIS INTERNATIONAL FN 47 FOR CONSULTANCY SERVICES FOR DESIGN REVIEW,	8,663,947.85
127	SDINFRA ADJUSTMENT	29-Nov-21	ABDUL MULLICK ASSOCIATES LTD	BEING CAPTURE OF EXPENDITURE UNDER AIA OF KSH.6,033,423.82 TO ABDUL MULLICK ASSOCIATES LTD FN 43 FOR CONSULTANCY SERVICES FOR DESIGN	6,033,423.80
128	SDINFRA ADJUSTMENT	29-Nov-21	ABDUL MULLICK ASSOCIATES LTD	BEING CAPTURE OF EXPENDITURE UNDER AIA OF KSH.8,051,630.89 TO ABDUL MULLICK ASSOCIATES LTD FN 42 FOR CONSULTANCY SERVICES FOR DESIGN	8,051,630.90
129	SDINFRA ADJUSTMENT	29-Nov-21	ABDUL MULLICK ASSOCIATES LTD	BEING CAPTURE OF EXPENDITURE UNDER AIA OF KSH.8,045,800.29 TO ABDUL MULLICK ASSOCIATES LTD FN 41 FOR CONSULTANCY SERVICES FOR DESIGN	8,045,800.30
130	SDINFRA ADJUSTMENT	29-Nov-21	ABDUL MULLICK ASSOCIATES LTD	BEING CAPTURE OF EXPENDITURE UNDER AIA OF KSH.8,090,800.29 TO ABDUL MULLICK ASSOCIATES LTD FN 40 FOR CONSULTANCY SERVICES FOR DESIGN	8,090,800.30
131	SDINFRA ADJUSTMENT	29-Nov-21	ABDUL MULLICK ASSOCIATES LTD	BEING CAPTURE OF EXPENDITURE UNDER AIA OF KSH.8,822,242.19 TO ABDUL MULLICK ASSOCIATES LTD FN 39 FOR CONSULTANCY SERVICES FOR DESIGN	8,822,242.20
132	SDINFRA ADJUSTMENT	29-Nov-21	ABDUL MULLICK ASSOCIATES LTD	BEING CAPTURE OF EXPENDITURE UNDER AIA OF KSH.11,080,220.48 TO ABDUL MULLICK ASSOCIATES LTD FN 38 FOR CONSULTANCY SERVICES FOR DESIGN	11,080,220.45
133	SDINFRA ADJUSTMENT	3-Dec-21	THIRD ENGINEERING BUREAU OF CHINA CITY CONSTRUCTION	BEING CAPTURE OF EXPENDITURE UNDER AIA OF KSHS.175,952,244.11 TO THIRD ENGINEERING BUREAU OF CHINA CITY CONSTRUCTION IPC 44 FOR	175,952,244.10
134	SDINFRA ADJUSTMENT	16-Dec-21	THIRD ENGINEERING BUREAU OF CHINA CITY CONSTRUCTION	BEING CAPTURE OF EXPENDITURE UNDER AIA OF KSH.110,938,214.88 TO THIRD ENGINEERING BUREAU OF CHINA CITY CONSTRUCTION IPC 46; BEING	110,938,214.90
135	SDINFRA ADJUSTMENT	16-Dec-21	THIRD ENGINEERING BUREAU OF CHINA CITY CONSTRUCTION	BEING CAPTURE OF EXPENDITURE UNDER AIA OF KSH.80,478,275.62 TO THIRD ENGINEERING BUREAU OF CHINA CITY CONSTRUCTION IPC 45; BEING RELEASE	80,478,275.60
136	SDINFRA ADJUSTMENT	20-Dec-21	CHINA HENAN INTL COOP GROUP CO. LTD	BEING CAPTURE OF EXPENDITURE UNDER AIA OF KSH.174,773,515.05 TO CHINA HENAN INTERNATIONAL COOP GROUP LTD IPC 29 FOR SCARSP LOT 1:	174,773,515.05
137	SDINFRA ADJUSTMENT	27-Jan-22	INTERCONTINENTAL CONSULTANTS & TECHNOCRATS	BEING CAPTURE OF EXPENDITURE UNDER AIA OF KSHS.5,647,443.00 TO INTERCONTINENTAL CONSULTANT & TECHNOCRATS PVT FN 5 FOR TECHNICAL	5,647,443.00
138	SDINFRA ADJUSTMENT	22-Feb-22	CHINA HENAN INTL COOP GROUP CO. LTD	BEING CAPTURE OF EXPENDITURE UNDER AIA OF KSH.117,916,915.57 TO CHINA HENAN INTL COOP GROUP CO LTD IPC 30; FOR ISEBANIA-KISII-AHERO ROAD	117,916,915.55

139	SDINFRA ADJUSTMENT	21-May-22	CHINA HENAN INTL COOP GROUP CO. LTD	BEING CAPTURE OF EXPENDITURE UNDER AIA OF KSH.207,885,285.28 TO CHINA HENAN INTL IPC 32 FOR ISEBANIA-KISII-AHERO LOT 1: ISEBANIA-KISII	207,885,285.30
140	SDINFRA ADJUSTMENT	21-May-22	CHINA HENAN INTL COOP GROUP CO. LTD	BEING CAPTURE OF EXPENDITURE UNDER AIA OF KSH.123,816,094.26 TO CHINA HENAN INTERNATIONAL COOP GROUP CO LTD INV 33 FOR ISEBANIA-	123,816,094.25
141	SDINFRA ADJUSTMENT	21-May-22	THIRD ENGINEERING BUREAU OF CHINA CITY CONSTRUCTION	BEING CAPTURE OF EXPENDITURE UNDER AIA OF KSH.33,889,713.18 TO THIRD ENGINEERING BUREAU OF CHINA CITY CONSTRUCTION GROUP IPC 47 FOR	33,889,713.20
142	SDINFRA ADJUSTMENT	30-Jun-22	TRL LIMITED	BEING CAPTURE OF EXPENDITURE UNDER AIA OF KSHS.19,679,705.12 TO TRL LIMITED INV NO. TRL-6171-02 FOR CONSULTANCY SERVICES FOR REVIEW AND	19,679,705.10
143	SDINFRA ADJUSTMENT	30-Jun-22	EGIS INTERNATIONAL	BEING CAPTURE OF EXPENDITURE UNDER AIA OF KSHS.11,262,371.85 TO EGIS INTERNATIONAL FN 48 FOR CONSULTANCY SERVICES FOR DESIGN REVIEW,	11,262,371.85
144	SDINFRA ADJUSTMENT	30-Jun-22	EGIS INTERNATIONAL	BEING CAPTURE OF EXPENDITURE UNDER AIA OF KSHS.10,932,265.14 TO EGIS INTERNATIONAL FN 49 FOR CONSULTANCY SERVICES FOR DESIGN REVIEW,	10,932,265.15
145	SDINFRA ADJUSTMENT	30-Jun-22	EGIS INTERNATIONAL	BEING CAPTURE OF EXPENDITURE UNDER AIA OF KSHS.9,911,626.59 TO EGIS INTERNATIONAL FN 50 FOR CONSULTANCY SERVICES FOR DESIGN REVIEW,	9,911,626.60
146	SDINFRA ADJUSTMENT	30-Jun-22	EGIS INTERNATIONAL	BEING CAPTURE OF EXPENDITURE UNDER AIA OF KSHS.9,404,784.91 TO EGIS INTERNATIONAL FN 51 FOR CONSULTANCY SERVICES FOR DESIGN REVIEW,	9,404,784.90
147	SDINFRA ADJUSTMENT	30-Jun-22	EGIS INTERNATIONAL	BEING CAPTURE OF EXPENDITURE UNDER AIA OF KSHS.9,577,547.37 TO EGIS INTERNATIONAL FN 52 FOR CONSULTANCY SERVICES FOR DESIGN REVIEW,	9,577,547.35
148	SDINFRA ADJUSTMENT	30-Jun-22	EGIS INTERNATIONAL	BEING CAPTURE OF EXPENDITURE UNDER AIA OF KSHS.9,091,833.60 TO EGIS INTERNATIONAL FN 53 FOR CONSULTANCY SERVICES FOR DESIGN REVIEW,	9,091,833.60
149	SDINFRA ADJUSTMENT	30-Jun-22	EGIS INTERNATIONAL	BEING CAPTURE OF EXPENDITURE UNDER AIA OF KSHS.9,042,465.91 TO EGIS INTERNATIONAL FN 54 FOR CONSULTANCY SERVICES FOR DESIGN REVIEW,	9,042,465.90
150	SDINFRA ADJUSTMENT	30-Jun-22	EGIS INTERNATIONAL	BEING CAPTURE OF EXPENDITURE UNDER AIA OF KSHS.9,685,805.07 TO EGIS INTERNATIONAL FN 55 FOR CONSULTANCY SERVICES FOR DESIGN REVIEW,	9,685,805.05
151	SDINFRA ADJUSTMENT	30-Jun-22	EGIS INTERNATIONAL	BEING CAPTURE OF EXPENDITURE UNDER AIA OF KSHS.8,144,458.86 TO EGIS INTERNATIONAL FN 56 FOR CONSULTANCY SERVICES FOR DESIGN REVIEW,	8,144,458.85
152	SDINFRA ADJUSTMENT	30-Jun-22	EGIS INTERNATIONAL	BEING CAPTURE OF EXPENDITURE UNDER AIA OF KSHS.8,225,225.66 TO EGIS INTERNATIONAL FN 57 FOR CONSULTANCY SERVICES FOR DESIGN REVIEW,	8,225,225.65
	Sub-Total				1,762,489,667.85
1160-01	Kitale -Endebes - Suam Road				
153	SDINFRA ADJUSTMENT	10-Aug-21	SARI CONSULTING LTD	BEING CAPTURE OF EXPENDITURE UNDER AIA OF KSH.7,212,612.94 SARI CONSULTING LTD FN 41 FOR MULTINAT UG-KE: KAPCHORWA-SUAM-KITALE-	7,212,612.95
154	SDINFRA ADJUSTMENT	18-Aug-21	CHINA STATE CONSTRUCTION ENGINEERING CORPORATION	BEING CAPTURE OF EXPENDITURE UNDER AIA OF KSH.152,679,328.37 TO CHINA STATE CONSTRUCTION ENG CORPORATION LTD MULTINAT UG-KE: LOT	152,679,328.35
155	SDINFRA ADJUSTMENT	3-Sep-21	ITEC ENGINEERING LTD	BEING CAPTURE OF EXPENDITURE UNDER AIA OF KSH.6,980,700.00 TO ITEC ENGINEERING LTD FN OPO60/RSS/01 FOR MULTINATIONAL UGANDA-KENYA:	6,980,700.00
156	SDINFRA ADJUSTMENT	24-Sep-21	SARI CONSULTING LTD	BEING CAPTURE OF EXPENDITURE UNDER AIA OF KSHS.7,486,670.69 TO SARI CONSULTING LTD FOR CONSULTANCY SERVICES FOR CONSTRUCTION	7,486,670.70
157	SDINFRA ADJUSTMENT	24-Sep-21	KITALE VOCATIONAL TRAINING CENTRE	BEING CAPTURE OF EXPENDITURE UNDER AIA OF KSH.1,788,550.00 KITALE VOCATIONAL TRAINING CENTRE FOR TECHNICAL AND VOCATIONAL TRAINING	1,788,550.00
158	SDINFRA ADJUSTMENT	5-Nov-21	SARI CONSULTING LTD	BEING CAPTURE OF EXPENDITURE KSH.7,970,888.88 FN 43 TO SARI CONSULTING LTD FOR CONSULTANCY SERVICES FOR CONSTRUCTION LOT 2:	7,970,888.90
159	SDINFRA ADJUSTMENT	29-Nov-21	CENTUNION ESPANOLA COORDINACION TECNICA	BEING CAPTURE OF EXPENDITURE UNDER AIA OF KSH.6,973,037.61 TO CENTUNION ESPANOLA COORDINACION TECNICA FN 2/21 FOR	6,973,037.60
160	SDINFRA ADJUSTMENT	8-Dec-21	FARJI AFRICA COUNSELING	BEING EXPENDITURE OF AIA OF KSHS 2840042.50 DUE TO FARJI AFRICA COUNSELING CONSULTANCY SERVICES FOR CONSULTANCY SERVICES FOR	2,840,042.50
161	SDINFRA ADJUSTMENT	7-Jan-22	SARI CONSULTING LTD	BEING CAPTURE OF EXPENDITURE UNDER AIA OF KSH.7,625,778.67 TO SARI CONSULTING LTD FN 44 FOR CONSULTANCY SERVICES OF MULTINATIONAL UG	7,625,778.65
162	SDINFRA ADJUSTMENT	7-Jan-22	SARI CONSULTING LTD	BEING CAPTURE OF EXPENDITURE UNDER AIA OF KSH.7,489,955.74 TO SARI CONSULTING LTD FN 45 FOR CONSULTANCY SERVICES OF MULTINATIONAL UG	7,489,955.75
163	SDINFRA ADJUSTMENT	7-Jan-22	SMEC INTERNATIONAL PTY LTD	BEING CAPTURE OF EXPENDITURE UNDER AIA OF KSH.2,252,295.00 TO SMEC INTERNATIONAL PTY LTD FN 05R FOR TECHNICAL AUDIT SERVICES	2,252,295.00
164	SDINFRA ADJUSTMENT	2-Mar-22	SARI CONSULTING LTD	BEING CAPTURE OF EXPENDITURE UNDER AIA OF KSHS.5,571,220.34 TO SARI CONSULTING LTD FOR CONSULTANCY SERVICES FOR CONSTRUCTION	5,571,220.35
165	SDINFRA ADJUSTMENT	2-Mar-22	ITEC ENGINEERING LTD	BEING CAPTURE OF EXPENDITURE UNDER AIA OF KSHS.18,326,400.00 TO ITEC ENGINEERING LTD FOR CONSULTANCY SERVICES FOR STUDY ON ROAD SAFETY	18,326,400.00
166	SDINFRA ADJUSTMENT	24-Mar-22	CHINA STATE CONSTRUCTION ENGINEERING CORPORATION	BEING CAPTURE OF EXPENDITURE UNDER AIA OF KSH.227,756,119.93 FOR CHINA STATE CONSTRUCTION ENG CORP LTD IPC 12; LOT 2 UPGRADING OF	227,756,119.95
167	SDINFRA ADJUSTMENT	7-Jun-22	SMEC INTERNATIONAL PTY LTD	BEING CAPTURE OF EXPENDITURE UNDER AIA OF KSH.2,252,295.00 TO SMEC INTERNATIONAL PTY LTD FN 06R FOR PROVISION OF TECHNICAL AUDIT	2,252,295.00
168	SDINFRA ADJUSTMENT	17-Jun-22	CHINA STATE CONSTRUCTION ENGINEERING CORPORATION	BEING CAPTURE OF EXPENDITURE UNDER AIA OF KSH.169,946,548.06 TO CHINA STATE CONSTRUCTION ENG CORP KENYA LTD IPC 13 FOR LOT 2:	169,946,548.05
	Sub-Total				635,152,443.75
1161-01	Eldoret Town Bypass Road				
169	SDINFRA ADJUSTMENT	6-Aug-21	CHINA WU YI CO LTD	BEING CAPTURE OF EXPENDITURE UNDER AIA OF KSH.176,834,376.05 TO CHINA WU YI CO LTD IPC 14 FOR MULTINAT UG-KE: KAPCHORWA-SUAM-	176,834,376.05
170	SDINFRA ADJUSTMENT	10-Aug-21	ABDUL MULLICK ASSOCIATES LTD	BEING CAPTURE OF EXPENDITURE UNDER AIA OF KSH.19,610,009.88 TO ABDUL MULLICK ASSOCIATES LTD FN 32 FOR CONSULTANCY SERVICES FOR	19,610,009.90
171	SDINFRA ADJUSTMENT	10-Aug-21	ABDUL MULLICK ASSOCIATES LTD	BEING CAPTURE OF EXPENDITURE UNDER AIA OF KSH.7,244,066.62 TO ABDUL MULLICK ASSOCIATES LTD FN 33 FOR CONSULTANCY SERVICES FOR	7,244,066.50
172	SDINFRA ADJUSTMENT	28-Oct-21	CHINA WU YI CO LTD	BEING CAPTURE OF EXPENDITURE UNDER AIA OF KSH.157,123,847.81 TO CHINA WU YI CO LTD IPC 15 FOR PAYMENT OF LOT 1: ELDORET TOWN BYPASS	157,123,847.80
173	SDINFRA ADJUSTMENT	5-Nov-21	ABDUL MULLICK ASSOCIATES LTD	BEING CAPTURE OF EXPENDITURE UNDER AIA OF KSH.13,755,356.37 TO ABDUL MULLICK ASSOCIATES LTD FOR CONSULTANCY SERVICES FOR CONSTRUCTION	13,755,356.35
174	SDINFRA ADJUSTMENT	5-Nov-21	ABDUL MULLICK ASSOCIATES LTD	BEING CAPTURE OF EXPENDITURE KSH.7,215,217.92 ABDUL MULLICK ASSOCIATES LTD FOR CONSULTANCY SERVICES FOR CONSTRUCTION LOT 1:	7,215,217.90
175	SDINFRA ADJUSTMENT	5-Nov-21	ABDUL MULLICK ASSOCIATES LTD	BEING CAPTURE OF EXPENDITURE KSH.17,687,335.52 FN 36 TO ABDUL MULLICK ASSOCIATES LTD FOR CONSULTANCY SERVICES FOR CONSTRUCTION	17,687,335.50

176	SDINFRA ADJUSTMENT	5-Nov-21	ABDUL MULLICK ASSOCIATES LTD	BEING CAPTURE OF EXPENDITURE KSH.8,829,743.15 FN 37 TO ABDUL MULLICK ASSOCIATES LTD FOR CONSULTANCY SERVICES FOR CONSTRUCTION LOT 1:	8,829,743.15
177	SDINFRA ADJUSTMENT	20-Dec-21	CHINA WU YI CO LTD	BEING CAPTURE OF EXPENDITURE UNDER AIA OF KSH.185,043,840.48 TO CHINA WU YI CO LTD IPC NO. 16; MULTI NAT UG-KE LOT 1: ELDORET TOWN	185,043,840.50
178	SDINFRA ADJUSTMENT	27-Jan-22	ABDUL MULLICK ASSOCIATES LTD	BEING CAPTURE OF EXPENDITURE UNDER AIA OF KSH.15,971,903.23 TO ABDUL MULLICK ASSOCIATES FOR CONSULTANCY SERVICES OF MULTINAT UGANDA-	15,971,903.25
179	SDINFRA ADJUSTMENT	30-Mar-22	CHINA WU YI CO LTD	BEING CAPTURE OF EXPENDITURE UNDER AIA OF 162290118.35 DUE TO CHINA WU YI Co Ltd FOR PAYMENT FOR THE MULTINATIONAL UGANDA-	162,290,118.35
180	SDINFRA ADJUSTMENT	17-Jun-22	CHINA WU YI CO LTD	BEING CAPTURE OF EXPENDITURE UNDER AIA OF KSH.CHINA WU YI CO LTD IPC 20 FOR MULTINATIONAL UGANDA-KENYA LOT 1: ELDORET TOEN	208,272,828.05
181	SDINFRA ADJUSTMENT	24-Jun-22	CHINA WU YI CO LTD	BEING CAPTURE OF EXPENDITURE UNDER AIA OF KSHS.114,130,803.44 TO CHINA WU YO LTD FOR CONSTRUCTION OF ELDORET TOWN BYPASS PROJECT	114,130,803.45
182	SDINFRA ADJUSTMENT	30-Jun-22	ABDUL MULLICK ASSOCIATES LTD	BEING CAPTURE OF EXPENDITURE UNDER AIA OF KSHS.8,136,678.52 TO ABDUL MULLICK ASSOCIATES LTD FN 39 FOR CONSULTANCY SERVICES FOR	8,136,678.50
183	SDINFRA ADJUSTMENT	30-Jun-22	CHINA WU YI CO LTD	BEING CAPTURE OF EXPENDITURE UNDER AIA OF KSHS.245,013,832.64 TO CHINA WU YI CO LTD IPC 19: BEING PAYMENT FOR CONSTRUCTION OF	245,013,832.65
	Sub-Total				1,347,159,957.90
1281-01	Gilgil - Machinery				
184	SDINFRA ADJUSTMENT	18-Aug-21	WANJOHI MUTONYI CONSULT LTD	BEING CAPTURE OF EXPENDITURE UNDER AIA OF KSH.1,565,275.00 TO WANJOHI MUTONYI CONSULT LTD FN CR196/22 CONSULTANCY SERVICES	1,565,275.00
185	SDINFRA ADJUSTMENT	18-Aug-21	WANJOHI MUTONYI CONSULT LTD	BEING CAPTURE OF EXPENDITURE UNDER AIA OF KSH.2,105,025.00 TO WANJOHI MUTONYI CONSULT LTD FN CR196/23 CONSULTANCY SERVICES	2,105,025.00
186	SDINFRA ADJUSTMENT	18-Aug-21	WANJOHI MUTONYI CONSULT LTD	BEING CAPTURE OF EXPENDITURE UNDER AIA OF KSH.2,914,650.00 TO WANJOHI MUTONYI CONSULT LTD FN CR196/24 CONSULTANCY SERVICES	2,914,650.00
187	SDINFRA ADJUSTMENT	24-Sep-21	WANJOHI MUTONYI CONSULT LTD	BEING CAPTURE OF EXPENDITURE UNDER AIA OF KSH.5,009,946.00 TO WANJOHI MUTONYI CONSULT LTD FN NO. CR196/26 FOR CONSULTANCY	5,009,946.00
188	SDINFRA ADJUSTMENT	24-Sep-21	WANJOHI MUTONYI CONSULT LTD	BEING CAPTURE OF EXPENDITURE UNDER AIA OF KSH.4,622,725.00 TO WANJOHI MUTONYI CONSULT LTD FN NO. CR196/25 FOR CONSULTANCY	4,622,725.00
189	SDINFRA ADJUSTMENT	5-Oct-21	SS MEHTA & SONS LTD	BEING CAPTURE OF EXPENDITURE UNDER AIA OF KSH.72,208,887.00 TO SS MEHTA & SONS LTD IPC 05, FOR UPGRADING OF GILGIL-MACHINERY PROJECT	72,208,887.00
190	SDINFRA ADJUSTMENT	25-Nov-21	SS MEHTA & SONS LTD	BEING CAPTURE OF EXPENDITURE UNDER AIA OF KSH.42,823,916.00 TO SS MEHTA & SONS IPC 6 FOR UPGRADING OF GILGIL MACHINERY ROAD PROJECT	42,823,916.00
191	SDINFRA ADJUSTMENT	11-Jan-22	WANJOHI MUTONYI CONSULT LTD	BEING CAPTURE OF EXPENDITURE UNDER AIA OF KSHS.4,825,894.00 TO WANJOHI MUTONYI CONSULT LTD FN CR196/27 FOR CONSULTANCY	4,825,894.00
192	SDINFRA ADJUSTMENT	11-Jan-22	WANJOHI MUTONYI CONSULT LTD	BEING CAPTURE OF EXPENDITURE UNDER AIA OF KSHS.4,825,894.00 TO WANJOHI MUTONYI CONSULT LTD FN CR196/28 FOR CONSULTANCY	4,825,894.00
193	SDINFRA ADJUSTMENT	11-Jan-22	WANJOHI MUTONYI CONSULT LTD	BEING CAPTURE OF EXPENDITURE UNDER AIA OF KSHS.4,340,596.00 TO WANJOHI MUTONYI CONSULT LTD FN CR196/29 FOR CONSULTANCY	4,340,596.00
194	SDINFRA ADJUSTMENT	24-Jan-22	SS MEHTA & SONS LTD	BEING CAPTURE OF EXPENDITURE UNDER AIA OF KSHS.34,135,295.00 TO SS MEHTA & SONS LTD IPC 06 FOR UPGRADING OF GILGIL-MACHINERY ROAD	34,135,295.00
195	SDINFRA ADJUSTMENT	24-Mar-22	SS MEHTA & SONS LTD	BEING CAPTURE OF EXPENDITURE UNDER AIA OF KSH.64,783,056.00 TO SS MEHTA & SONS LTD IPC 08; UPGRADING OF GILGIL-MACHINERY ROAD	64,783,056.00
196	SDINFRA ADJUSTMENT	24-Mar-22	WANJOHI MUTONYI CONSULT LTD	BEING CAPTURE OF EXPENDITURE UNDER AIA OF KSH.4,008,004.00 TO WANJOHI MUTONYI CONSULT LTD FN 196/30 FOR CONSULTANCY SERVICES	4,008,004.00
197	SDINFRA ADJUSTMENT	24-Mar-22	WANJOHI MUTONYI CONSULT LTD	BEING CAPTURE OF EXPENDITURE UNDER AIA OF KSH.4,008,004.00 TO WANJOHI MUTONYI CONSULT LTD FN 196/31 FOR CONSULTANCY SERVICES	4,008,004.00
198	SDINFRA ADJUSTMENT	25-Apr-22	WANJOHI MUTONYI CONSULT LTD	BEING CAPTURE OF EXPENDITURE UNDER AIA OF KSHS.6,344,256.00 TO WANJOHI MUTONYI CONSULT LTD FN 196/32A FOR CONSULTANCY SERVICES	6,344,256.00
199	SDINFRA ADJUSTMENT	25-Apr-22	WANJOHI MUTONYI CONSULT LTD	BEING CAPTURE OF EXPENDITURE UNDER AIA OF KSHS.5,908,776.00 TO WANJOHI MUTONYI CONSULT LTD FN 196/33A FOR CONSULTANCY SERVICES	5,908,776.00
200	SDINFRA ADJUSTMENT	25-Apr-22	WANJOHI MUTONYI CONSULT LTD	BEING CAPTURE OF EXPENDITURE UNDER AIA OF KSHS.3,674,076.00 TO WANJOHI MUTONYI CONSULT LTD FN 196/34 FOR CONSULTANCY SERVICES	3,674,076.00
201	SDINFRA ADJUSTMENT	21-May-22	WANJOHI MUTONYI CONSULT LTD	BEING CAPTURE OF EXPENDITURE UNDER AIA OF KSH.3,706,136.00 TO WANJOHI MUTONYI CONSULT LTD FN NO 196/35 FOR CONSULTANCY	3,706,136.00
202	SDINFRA ADJUSTMENT	7-Jun-22	SS MEHTA & SONS LTD	BEING CAPTURE OF EXPENDITURE UNDER AIA OF KSH.91,199,596.00 TO SS MEHTA & SONS LTD IPC 009 FOR UPGRADING OF GILGIL-MACHINERY ROAD	78,189,589.00
	Sub-Total				350,000,000.00
1401-01	MPARD Package 2 - Mwache - Tsunza - Miteza				
203	SDINFRA ADJUSTMENT	6-Aug-21	KATAHIRA & ENGINEERS INTERNATIONAL	BEING CAPTURE OF EXPENDITURE UNDER AIA OF KSH.31,214,256.74 TO KATAHIRA & ENGINEERS INTERNATIONAL FN 101 FOR C/S FOR DETAILED	31,214,256.75
204	SDINFRA ADJUSTMENT	18-Aug-21	KATAHIRA & ENGINEERS INTERNATIONAL	BEING CAPTURE OF EXPENDITURE UNDER AIA OF KSH.32,687,706.86 TO KATAHIRA & ENGINEERING INTERNATIONAL FN 102 FOR CONSULTANCY	32,687,706.85
205	SDINFRA ADJUSTMENT	24-Sep-21	KATAHIRA & ENGINEERS INTERNATIONAL	BEING CAPTURE OF EXPENDITURE UNDER AIA OF KSHS.32,390,382.65 TO KATAHIRA ENG INTL FN 103 FOR C/S FOR DETAILED ENGINEERING, DESIGN,	32,390,382.65
206	SDINFRA ADJUSTMENT	24-Sep-21	FUJITA CORPORATION/MITSUBISHI	BEING CAPTURE OF EXPENDITURE UNDER AIA OF KSH.434,269,463.85 TO FUJITA CORPORATION/MITSUBISHI CORPORATION CONSORTIUM IPC 06 FOR	434,269,463.85
207	SDINFRA ADJUSTMENT	26-Oct-21	KATAHIRA & ENGINEERS INTERNATIONAL	BEING CAPTURE OF EXPENDITURE UNDER AIA OF KSH.32,164,500.15 TO KATAHIRA & ENGINEERS INTL FN 104 FOR C/S FOR DETAILED ENG DESIGN,	32,164,500.15
208	SDINFRA ADJUSTMENT	5-Nov-21	FUJITA CORPORATION/MITSUBISHI	BEING CAPTURE OF EXPENDITURE UNDER AIA OF KSH.857,136,952.07 TO FUJITA CORP/MITSUBISHI CORP CONSORTIUM IPC 7; MPARD PACKAGE 2:	857,136,952.05
209	SDINFRA ADJUSTMENT	25-Nov-21	KATAHIRA & ENGINEERS INTERNATIONAL	BEING CAPTURE OF EXPENDITURE UNDER AIA OF KSH.29,905,482.64 TO KATAHIRA & ENGINEERS LTD FN 105 FOR CONSULTANCY SERVICES FOE	29,905,482.65
210	SDINFRA ADJUSTMENT	25-Nov-21	FUJITA CORPORATION/MITSUBISHI	BEING CAPTURE OF EXPENDITURE UNDER AIA OF KSH.430,385,287.92 TO FUJITA CORPORATION/MITSUBISHI CORPORATION IPC 8 MPARD PK 2:	430,385,287.90
211	SDINFRA ADJUSTMENT	26-Nov-21	CHINA CIVIL ENGINEERING CONSTRUCTION	BEING CAPTURE OF EXPENDITURE UNDER AIA OF KSH.331,430,494.41 TO CHINA CIVIL ENGINEERING CONSTRUCTION CORP IPC 9; MPARD PACKAGE 3:	168,653,999.40
212	SDINFRA ADJUSTMENT	3-Dec-21	KATAHIRA & ENGINEERS INTERNATIONAL	BEING CAPTURE OF EXPENDITURE UNDER AIA OF KSHS.31,028,023.95 KATAHIRA & ENGINEERS INTL FN 106 FOR CONSULTANCY SERVICES FOR	31,028,023.95

213	SDINFRA ADJUSTMENT	27-Jan-22	CHINA CIVIL ENGINEERING CONSTRUCTION	BEING CAPTURE OF EXPENDITURE UNDER AIA OF KSHS.142,159,993.55 TO CHINA CIVIL ENGINEERING CORPORATION IPC 10A FOR MPARD PACKAGE 3:	142,159,993.55
214	SDINFRA ADJUSTMENT	8-Feb-22	KATAHIRA & ENGINEERS INTERNATIONAL	BEING CAPTURE OF EXPENDITURE UNDER AIA OF KSH.31,623,511.00 TO KATAHIRA & ENGINEERS INTL FN 107 FOR C/S FOR DETAILED ENG DESIGN,	31,623,511.00
215	SDINFRA ADJUSTMENT	23-Feb-22	KATAHIRA & ENGINEERS INTERNATIONAL	BEING CAPTURE OF EXPENDITURE UNDER AIA OF KSH.15,373,997.84 TO KATAHIRA & ENGINEERS INTL FN 108 FOR C/S FOR DETAILED ENG DESIGN,	15,373,997.85
216	SDINFRA ADJUSTMENT	23-Feb-22	FUJITA CORPORATION/MITSUBISHI	BEING CAPTURE OF EXPENDITURE UNDER AIA OF KSHS.392,895,053.56 TO FUJITA CORPORATION/MITSUBISHI CORP CONSORTIUM IPC 09 FOR MPARD PACKAGE	392,895,053.55
217	SDINFRA ADJUSTMENT	23-Feb-22	FUJITA CORPORATION/MITSUBISHI	BEING CAPTURE OF EXPENDITURE OF KSHS.387,507,229.92 TO FUJITA CORPORATION/MITSUBISHI CORP CONSORTIUM IPC 09 FOR MPARD PACKAGE	387,507,229.90
218	SDINFRA ADJUSTMENT	18-Mar-22	FUJITA CORPORATION/MITSUBISHI	BEING CAPTURE OF EXPENDITURE UNDER AIA OF KSH.373,112,985.71 TO FUJITA CORP/MITSUBISHI CORP CONSORTIUM IPC 11 FOR MPARD PK 2:	373,112,985.70
219	SDINFRA ADJUSTMENT	24-Mar-22	KATAHIRA & ENGINEERS INTERNATIONAL	BEING CAPTURE OF EXPENDITURE UNDER AIA OF KSHS.19,594,816.90 TO KATAHIRA & ENGINEERS INTL FN 109; CONSULTANCY SERVICES FOR DETAILED	19,594,816.90
220	SDINFRA ADJUSTMENT	25-Apr-22	KATAHIRA & ENGINEERS INTERNATIONAL	BEING CAPTURE OF EXPENDITURE UNDER AIA OF KSHS.25,460,733.54 TO KATAHIRA & ENGINEERS INTL FN 110 FOR C/S FOR DETAILED ENGINEERING,	25,460,733.55
221	SDINFRA ADJUSTMENT	7-Jun-22	KATAHIRA & ENGINEERS INTERNATIONAL	BEING CAPTURE OF EXPENDITURE UNDER AIA OF KSHS.22,595,558.25 TO KATAHIRA & ENGINEERS INTL FN 111 FOR C/S DETAILED ENG DESIGN, TENDER	22,595,558.25
222	SDINFRA ADJUSTMENT	7-Jun-22	KATAHIRA & ENGINEERS INTERNATIONAL	BEING CAPTURE OF EXPENDITURE UNDER AIA OF KSHS.24,183,570.82 TO KATAHIRA & ENGINEERS INTL FN 112 FOR C/S DETAILED ENG DESIGN, TENDER	24,183,570.80
223	SDINFRA ADJUSTMENT	8-Jun-22	FUJITA CORPORATION/MITSUBISHI	BEING CAPTURE OF EXPENDITURE UNDER AIA OF KSHS.385,411,004.58 TO FUJITA COOP/MITSUBISHI CORP CONSORTIUM IPC 12; MPARD PACKAGE 2:	385,411,004.60
224	SDINFRA ADJUSTMENT	17-Jun-22	FUJITA CORPORATION/MITSUBISHI	BEING CAPTURE OF EXPENDITURE UNDER AIA OF KSH.378,955,608.83 TO FUJITA CORPORATION/MITSUBISHI CORPORATION CONSORTIUM IPC 13 FOR	378,955,608.85
225	SDINFRA ADJUSTMENT	24-Jun-22	FUJITA CORPORATION/MITSUBISHI	BEING CAPTURE OF EXPENDITURE UNDER AIA OF KSHS467,852,759.41 TO FUJITA CORPORATION/MITSUBISHI CORPORATION CONSORTIUM IPC 14:	467,852,759.40
226	SDINFRA ADJUSTMENT	24-Jun-22	CHINA CIVIL ENGINEERING CONSTRUCTION	BEING CAPTURE OF EXPENDITURE UNDER AIA OF KSHS.172,505,142.75 TO CHINA CIVIL ENGINEERING CONSTRUCTION CORPORATION IPC 12 FOR	172,505,142.75
227	SDINFRA ADJUSTMENT	30-Jun-22	FUJITA CORPORATION/MITSUBISHI	BEING CAPTURE OF EXPENDITURE UNDER AIA OF KSH.99,159,059 TO FUJITA CORPORATION/MITSUBISHI IPC 04 GOK COMPONENT AS PER THE KeNHA,	99,159,059.00
228	SDINFRA ADJUSTMENT	30-Jun-22	FUJITA CORPORATION/MITSUBISHI	BEING CAPTURE OF EXPENDITURE UNDER AIA OF KSH.54,283,683.00 TO FUJITA CORPORATION/MITSUBISHI IPC 06 GOK COMPONENT AS PER THE KeNHA,	54,283,683.00
229	SDINFRA ADJUSTMENT	30-Jun-22	FUJITA CORPORATION/MITSUBISHI	BEING CAPTURE OF EXPENDITURE UNDER AIA OF KSH.107,142,119.00 TO FUJITA CORPORATION/MITSUBISHI IPC 06 GOK COMPONENT AS PER THE	107,142,119.00
230	SDINFRA ADJUSTMENT	30-Jun-22	FUJITA CORPORATION/MITSUBISHI	BEING CAPTURE OF EXPENDITURE UNDER AIA OF KSH.80,422,132.00 TO FUJITA CORPORATION/MITSUBISHI IPC 08 GOK COMPONENT AS PER THE KeNHA,	80,422,132.00
231	SDINFRA ADJUSTMENT	30-Jun-22	FUJITA CORPORATION/MITSUBISHI	BEING CAPTURE OF EXPENDITURE UNDER AIA OF KSH.103,560,151.00 TO FUJITA CORPORATION/MITSUBISHI IPC 09 GOK COMPONENT AS PER THE	103,560,151.00
232	SDINFRA ADJUSTMENT	30-Jun-22	FUJITA CORPORATION/MITSUBISHI	BEING CAPTURE OF EXPENDITURE UNDER AIA OF KSH.107,920,497.00 TO FUJITA CORPORATION/MITSUBISHI IPC 10 GOK COMPONENT AS PER THE	107,920,497.00
233	SDINFRA ADJUSTMENT	30-Jun-22	FUJITA CORPORATION/MITSUBISHI	BEING CAPTURE OF EXPENDITURE UNDER AIA OF KSH.114,085,507.00 TO FUJITA CORPORATION/MITSUBISHI IPC 11 GOK COMPONENT AS PER THE	114,085,507.00
234	SDINFRA ADJUSTMENT	30-Jun-22	FUJITA CORPORATION/MITSUBISHI	BEING CAPTURE OF EXPENDITURE UNDER AIA OF KSH.108,440,599.39 TO FUJITA CORPORATION/MITSUBISHI IPC 12 GOK COMPONENT AS PER THE	108,440,599.40
235	SDINFRA ADJUSTMENT	30-Jun-22	FUJITA CORPORATION/MITSUBISHI	BEING CAPTURE OF EXPENDITURE UNDER AIA OF KSH.132,343,903.27 TO FUJITA CORPORATION/MITSUBISHI IPC 14 GOK COMPONENT AS PER THE	132,343,903.25
236	SDINFRA ADJUSTMENT	30-Jun-22	FUJITA CORPORATION/MITSUBISHI	BEING CAPTURE OF EXPENDITURE UNDER AIA OF KSH.79,086,208.00 TO FUJITA CORPORATION/MITSUBISHI IPC 05 GOK COMPONENT AS PER THE KeNHA,	79,086,208.00
237	SDINFRA ADJUSTMENT	30-Jun-22	FUJITA CORPORATION/MITSUBISHI	BEING CAPTURE OF EXPENDITURE UNDER AIA OF KSH.105,325,179.00 TO FUJITA CORPORATION/MITSUBISHI IPC 12 GOK COMPONENT AS PER THE	105,325,179.00
	Sub-Total				6,010,837,060.50
1402-01	Mpard Package 3 - Mteza - Kibundani Section				
238	SDINFRA ADJUSTMENT	6-Aug-21	CHINA CIVIL ENGINEERING CONSTRUCTION	BEING CAPTURE OF EXPENDITURE UNDER AIA OF KSH.337,223,504.80 TO CHINA CIVIL ENG CONSTRUCTION CORPORATION IPC 08 FOR MPARD PACKAGE	337,223,504.80
239	SDINFRA ADJUSTMENT	26-Nov-21	CHINA CIVIL ENGINEERING CONSTRUCTION	BEING CAPTURE OF EXPENDITURE UNDER AIA OF KSH.331,430,494.41 TO CHINA CIVIL ENGINEERING CONSTRUCTION CORP IPC 9; MPARD PACKAGE 3:	162,776,495.00
240	SDINFRA ADJUSTMENT	21-May-22	CHINA CIVIL ENGINEERING CONSTRUCTION	BEING CAPTURE OF EXPENDITURE UNDER AIA OF KSH.306,318,555.10 TO CHINA CIVIL ENG CONSTRUCTION CORPORATION IPC NO. 10B MPARD	306,318,555.10
241	SDINFRA ADJUSTMENT	17-Jun-22	CHINA CIVIL ENGINEERING CONSTRUCTION	BEING CAPTURE OF EXPENDITURE UNDER AIA OF KSH.135,282,689.68 TO CHINA CIVIL ENGINEERING CONSTRUCTION CORPORATION IPC 11 FOR MPARD	135,282,689.70
242	SDINFRA ADJUSTMENT	30-Jun-22	KATAHIRA & ENGINEERS INTERNATIONAL	BEING CAPTURE OF EXPENDITURE UNDER AIA OF KSH.24,446,173.31 TO KATAHIRA & ENGINEERS INTL FN 113 FOR CONSULTANCY SERVICES FOR	24,446,173.30
243	SDINFRA ADJUSTMENT	30-Jun-22	KATAHIRA & ENGINEERS INTERNATIONAL	BEING CAPTURE OF EXPENDITURE UNDER AIA OF KSH.58,210,418.52 TO CHINA CIVIL ENGINEERING CONSTRUCTION CORP & CRI IBGC JV IPC 25 FOR MPARD	58,210,418.50
	Sub-Total				1,024,257,836.40
1423-01	EXIM: Nairobi Western Bypass				
244	SDINFRA ADJUSTMENT	27-Apr-22	CHINA ROAD & BRIDGE CORPORATION (K)	BEING CAPTURE OF EXPENDITURE UNDER AIA OF KSH.2,569,653,793.29 TO CHINA ROAD & BRIDGE CORPORATION (K) IPC 4; BEING PAYMENT OF THE 6TH	2,569,653,793.30
245	SDINFRA ADJUSTMENT	21-May-22	CHINA ROAD & BRIDGE CORPORATION (K)	BEING CAPTURE OF EXPENDITURE UNDER AIA OF KSH.2,430,346,206.71 TO CHINA ROAD AND BRIDGE CORPORATION IPC 5a BEING PAYMENT OF 3RD	2,430,346,206.70
246	SDINFRA ADJUSTMENT	7-Jun-22	CHINA ROAD & BRIDGE CORPORATION (K)	BEING CAPTURE OF EXPENDITURE UNDER AIA OF KSHS.139,307,586.81 TO CHINA ROAD AND BRIDGE CORP (K) IPC 5B FINAL PAYMENT FOR 3RD	139,307,586.80
	Sub-Total				5,139,307,586.80
1424-01	Mombasa Gate Bridge (Likoni Bridge)				
247	SDINFRA ADJUSTMENT	30-Mar-22	NIPPON KOEI Co Ltd	BEING EXPENDITURE UNDER AIA OF 938214013.42 DUE TO NIPPON KOEI Co Ltd 15% ADVANCE PAYMENT OF CONSULTANCY SERVICES FOR TENDER	938,214,013.40

	Sub-Total				938,214,013.40
1498-01	Mombasa - Mtwapa				
248	SDINFRA ADJUSTMENT	5-Nov-21	CHRISTIAN INDUSTRIAL TRAINING CENTRE	BEING CAPTURE OF EXPENDITURE UNDER AIA OF KSH.930,000 TO CHRISTIAN INDUSTRIAL TRAINING CENTRE FN 2021/474 TO TECHNICAL AND	930,000.00
249	SDINFRA ADJUSTMENT	5-Nov-21	TECHNICAL UNIVERSITY OF MOMBASA	BEING CAPTURE OF EXPENDITURE UNDER AIA OF KSH.1,762,850.00 TO TECH UNI OF MSA INV 02 FOR TECHNICAL AND VOCATIONAL TRAINING OF	1,762,850.00
250	SDINFRA ADJUSTMENT	11-Jan-22	KENYA COAST NATIONAL POLYTECHNIC	BEING CAPTURE OF EXPENDITURE UNDER AIA OF KSH.923,730.00 TO KENYA COAST NATIONAL POLYTECHNIC FN 02 FOR TECHNICAL AND VOCATIONAL	923,730.00
251	SDINFRA ADJUSTMENT	11-Jan-22	KENYA COAST NATIONAL POLYTECHNIC	BEING CAPTURE OF EXPENDITURE UNDER AIA OF KSH.516,755.00 TO KENYA COAST NATIONAL POLYTECHNIC FN 104B FOR TECHNICAL AND VOCATIONAL	516,755.00
252	SDINFRA ADJUSTMENT	11-Jan-22	MKWAJUNI VOCATIONAL TRAINING CENTRE	BEING CAPTURE OF EXPENDITURE UNDER AIA OF KSH.351,812.50 TO MKWAJUNI VOCATIONAL TRAINING CENTRE FN 02 FOR TECHNICAL AND	351,812.50
253	SDINFRA ADJUSTMENT	11-Jan-22	CHRISTIAN INDUSTRIAL TRAINING CENTRE	BEING CAPTURE OF EXPENDITURE UNDER AIA OF KSHS.930,000.00 TO CHRISTIAN INDUSTRIAL TRAINING CENTRE FN 2020/483 FOR TECHNICAL AND	930,000.00
254	SDINFRA ADJUSTMENT	11-Jan-22	BANDARI MARITIME ACADEMY	BEING CAPTURE OF EXPENDITURE UNDER AIA OF KSHS.1,524,500.00 TO BANDARI MARITIME ACADEMY FN 01B FOR TECHNICAL AND VOCATIONAL	1,524,500.00
255	SDINFRA ADJUSTMENT	8-Mar-22	KENYA COAST NATIONAL POLYTECHNIC	BEING CAPTURE OF EXPENDITURE UNDER AIA OF KSH.923,730.00 TO KENYA COAST NAT POLY INV 03 FOR TECHNICAL AND VOCATIONAL EDUCATION AND	923,730.00
256	SDINFRA ADJUSTMENT	22-Apr-22	JIANGXI TRANSPORTATION ENGINEERING GROUP LTD &	BEING CAPTURE OF AIA OF 188444275.39 DUE TO JIANGXI TRANSPORTATION ENGINEERING GROUP LTD & VICTORIA ENG. Co.LTD FOR ADVANCE PC BEING	188,444,275.40
257	SDINFRA ADJUSTMENT	17-Jun-22	TEKFEK ENG JV EAST AFRICAN ENG CONSULTANTS	BEING CAPTURE OF EXPENDITURE UNDER AIA OF KSH.9,018,524.60 TO TEKFEK ENG JV EAST AFRICAN ENG CONSULTANTS FN 02 FOR CONSULTANCY SERVICES	9,018,524.60
258	SDINFRA ADJUSTMENT	30-Jun-22	TEKFEK ENG JV EAST AFRICAN ENG CONSULTANTS	BEING CAPTURE OF EXPENDITURE UNDER AIA OF KSHS.8,753,951.60 TO TEKFEK ENG JV EAST AFRICAN ENG CONSULTANTS FN 03 CONSULTANCY	8,753,951.60
259	SDINFRA ADJUSTMENT	30-Jun-22	JIANGXI TRANSPORTATION ENGINEERING GROUP LTD &	BEING CAPTURE OF EXPENDITURE UNDER AIA OF KSHS.158,633,593.93 TO JIANGXI TRANSPORTATION ENG GRP & VICTORIA ENG CO. LTD IPC 2. BEING	158,633,593.95
260	SDINFRA ADJUSTMENT	30-Jun-22	TEKFEK ENG JV EAST AFRICAN ENG CONSULTANTS	BEING CAPTURE OF EXPENDITURE UNDER AIA OF KSHS.28,630,040.36 TO TEKFEK ENG JV EAST AFRICAN ENG CONSULTANTS FOR CONSULTANCY	28,630,040.35
	Sub-Total				401,343,763.40
1498-02	Lot 2: Mtwapa - Kilifi				
261	SDINFRA ADJUSTMENT	30-Jun-22	HUNAN ROAD & BRIDGE CONSTRUCTION CORP CO LTD	BEING CAPTURE OF EXPENDITURE UNDER AIA OF KSHS.585,332,008.18 TO HUNAN ROAD & BRIDGE CONSTRUCTION CORP CO LTD ADV PAYMENT LOT 1:	585,332,008.20
	Sub-Total				585,332,008.20
1544-01	Steel Bridges phase II (Tmall Flyover & Bridges on Msa&Langata Roads)				
262	SDINFRA ADJUSTMENT	6-Aug-21	CENTUNION ESPANOLA COORDINACION TECNICA	BEING CAPTURE OF EXPENDITURE UNDER AIA OF KSH.111,332,540.70 CENTUNION SPANOLA DE COORDINACION TECNICA Y FINANCIERA, SA; INV	111,332,540.70
263	SDINFRA ADJUSTMENT	6-Aug-21	CENTUNION ESPANOLA COORDINACION TECNICA	BEING CAPTURE OF EXPENDITURE UNDER AIA OF KSH.111,251,871.80 CENTUNION SPANOLA DE COORDINACION TECNICA Y FINANCIERA, SA; INV	111,251,871.80
264	SDINFRA ADJUSTMENT	24-Sep-21	CENTUNION EAST AFRICA LTD	BEING CAPTURE OF EXPENDITURE UNDER AIA OF KSHS.77,897,786.75 TO CENTUNION EAST AFRICA LTD; INV NO 1730/ON/PP/02 FOR COMMERCIAL	77,897,786.75
265	SDINFRA ADJUSTMENT	24-Sep-21	CENTUNION ESPANOLA DE COORDINACION TECNICA	BEING CAPTURE OF EXPENDITURE UNDER AIA OF KSHS.48,102,682.15 TO CENTUNION ESPANOLA DE COORDINACION TECNICA; INV NO	48,102,682.15
266	SDINFRA ADJUSTMENT	24-Sep-21	CENTUNION ESPANOLA DE COORDINACION TECNICA	BEING CAPTURE OF EXPENDITURE UNDER AIA OF KSH.49,771,278.80 TO CENTUNION ESPANOLA DE COORDINACION TECNICA; INV NO	49,771,278.80
267	SDINFRA ADJUSTMENT	19-Oct-21	CENTUNION EAST AFRICA LTD	BEING CAPTURE OF EXPENDITURE UNDER AIA OF KSH.77,897,786.75 TO CWNTUNION EAST AFRICA LTD IPC 1730/ON/PP/03 COMMERCIAL CONTRACT	77,897,786.75
268	SDINFRA ADJUSTMENT	15-Dec-21	CENTUNION ESPANOLA DE COORDINACION TECNICA	BEING CAPTURE OF EXPENDITURE UNDER AIA OF KSH.179,873,602.18 TO CENTUNION ESPANOLA DE COORDINACION TECNICA Y FINANCIERA, S.A INV	179,873,602.20
269	SDINFRA ADJUSTMENT	15-Dec-21	CENTUNION ESPANOLA DE COORDINACION TECNICA	BEING CAPTURE OF EXPENDITURE UNDER AIA OF KSH.9,353,630.41 TO CENTUNION ESPANOLA DE COORDINACION TECNICA Y FINANCIERA, S.A INV	9,353,630.40
270	SDINFRA ADJUSTMENT	15-Dec-21	CENTUNION ESPANOLA DE COORDINACION TECNICA	BEING CAPTURE OF EXPENDITURE UNDER AIA OF KSH.40,468,663.06 TO CENTUNION ESPANOLA DE COORDINACION TECNICA Y FINANCIERA, S.A INV	40,468,663.05
271	SDINFRA ADJUSTMENT	15-Dec-21	CENTUNION ESPANOLA DE COORDINACION TECNICA	BEING CAPTURE OF EXPENDITURE UNDER AIA OF KSH.22,988,986.03 TO CENTUNION ESPANOLA DE COORDINACION TECNICA Y FINANCIERA, S.A INV	22,988,986.05
272	SDINFRA ADJUSTMENT	15-Dec-21	CENTUNION ESPANOLA DE COORDINACION TECNICA	BEING CAPTURE OF EXPENDITURE UNDER AIA OF KSH.10,146,837.52 TO CENTUNION ESPANOLA DE COORDINACION TECNICA Y FINANCIERA, S.A INV	10,146,837.50
273	SDINFRA ADJUSTMENT	15-Dec-21	CENTUNION EAST AFRICA LTD	BEING CAPTURE OF EXPENDITURE UNDER AIA OF KSH.38,948,902.45 TO CENTUNION EAST AFRICA LTD INV 1730/ON/PP/04 FOR COMMERCIAL	38,948,902.45
274	SDINFRA ADJUSTMENT	8-Feb-22	CENTUNION EAST AFRICA LTD	BEING CAPTURE OF EXPENDITURE UNDER AIA OF KSH.19,459,369.45 TO CENTUNION EAST AFRICA LTD IN 1754/ON/PP/01 BEING 10% OF ONSHORE	19,459,369.45
275	SDINFRA ADJUSTMENT	8-Feb-22	CENTUNION EAST AFRICA LTD	BEING CAPTURE OF EXPENDITURE UNDER AIA OF KSH.32,237,956.81 TO CENTUNION EAST AFRICA LTD IN 1754/ON/PP/02 BEING 10% OF ONSHORE	32,237,956.80
276	SDINFRA ADJUSTMENT	8-Feb-22	CENTUNION ESPANOLA DE COORDINACION TECNICA	BEING CAPTURE OF EXPENDITURE UNDER AIA OF KSH.9,574,965.01 TO CENTUNION ESPANOLA DE COORDINACION TECNICA IN 1754/PP/OFF/07	9,574,965.00
277	SDINFRA ADJUSTMENT	8-Mar-22	CENTUNION EAST AFRICA LTD	BEING CAPTURE OF EXPENDITURE UNDER AIA OF KSH.38,948,902.99 TO CENTUNION EAST AFRICA LTD INV NO. 1730/ON/PP/05 FOR CONSTRUCTION	38,948,903.00
278	SDINFRA ADJUSTMENT	13-Apr-22	CENTUNION EAST AFRICA LTD	BEING CAPTURE OF EXPENDITURE UNDER AIA OF KSH.7,179,997.54 TO CENTUNION EAST AFRICA LTD INV NO. 1754/ON/PP/03 BEING 15% OF	7,179,997.55
279	SDINFRA ADJUSTMENT	13-Apr-22	CENTUNION EAST AFRICA LTD	BEING CAPTURE OF EXPENDITURE UNDER AIA OF KSH.51,931,858.25 TO CENTUNION EAST AFRICA LTD INV NO. 1730/ON/PP/06 BEING 10% OF	51,931,858.25
280	SDINFRA ADJUSTMENT	13-Apr-22	CENTUNION ESPANOLA DE COORDINACION TECNICA	BEING CAPTURE OF EXPENDITURE UNDER AIA OF KSH.44,709,128.88 TO CENTUNION ESPANOLA DE COORDINACION INV 1730/PP/OFF/09 90%	44,709,128.90
281	SDINFRA ADJUSTMENT	13-Apr-22	CENTUNION ESPANOLA DE COORDINACION TECNICA	BEING CAPTURE OF EXPENDITURE UNDER AIA OF KSH.4,212,736.53 TO CENTUNION ESPANOLA DE COORDINACION INV NO.1730/PP/OFF/11 FOR 90%	4,212,736.55
282	SDINFRA ADJUSTMENT	21-May-22	CENTUNION EAST AFRICA LTD	BEING CAPTURE OF EXPENDITURE UNDER AIA OF KSHS.25,496,868.16 TO CENTUNION EAST AFRICA LTD INV 1754/ON/PP/04 - 20% OF ONSHORE	25,496,868.15

283	SDINFRA ADJUSTMENT	21-May-22	CENTUNION EAST AFRICA LTD	BEING CAPTURE OF EXPENDITURE UNDER AIA OF KSH.12,982,965.47 TO CENTUNION EAST AFRICA LTD INV 1730/ON/PP/07 - 2.5% OF ONSHORE	12,982,965.45
284	SDINFRA ADJUSTMENT	7-Jun-22	CENTUNION EAST AFRICA LTD	BEING CAPTURE OF EXPENDITURE UNDER AIA OF KSH.12,982,965.47 TO CENTUNION EAST AFRICA LTD INV NO. 1730/ON/PP/08; UPON COMPLETION	12,982,965.45
285	SDINFRA ADJUSTMENT	30-Jun-22	CENTUNION EAST AFRICA LTD	BEING CAPTURE OF EXPENDITURE UNDER AIA OF KSHS.25,965,928.52 TO CENTUNION EAST AFRICA LTD INV 1730/ON/PP/09 BEING 55 OF ONSHORE	25,965,928.50
286	SDINFRA ADJUSTMENT	30-Jun-22	CENTUNION ESPANOLA DE COORDINACION TECNICA	BEING CAPTURE OF EXPENDITURE UNDER AIA OF KSHS.54,089,953.01 TO CENTUNION ESPANOLA DE COORDINACION INV 1754/ON/PP/08 BEING 90%	54,089,953.00
287	SDINFRA ADJUSTMENT	30-Jun-22	CENTUNION ESPANOLA DE COORDINACION TECNICA	BEING CAPTURE OF EXPENDITURE UNDER AIA OF KSHS.52,483,738.66 TO CENTUNION ESPANOLA DE COORDINACION INV 1754/ON/PP/09 BEING 90%	52,483,738.65
288	SDINFRA ADJUSTMENT	30-Jun-22	CENTUNION EAST AFRICA LTD	BEING CAPTURE OF EXPENDITURE UNDER AIA OF KSHS.19,567,701.07 TO CENTUNION EAST AFRICA LTD INV 1754/ON/PP/05 BEING 15% OF ONSHORE	19,567,701.05
	Sub-Total				1,189,859,604.35
1557-01	Mombasa Special Economic Zone Development Project (SEZ)				
289	SDINFRA ADJUSTMENT	30-Mar-22	NIPPON KOEI Co Ltd	BEING EXPENDITURE UNDER AIA OF 73973910.29 DUE TO NIPPON KOEI Co Ltd 10% ADVANCE PAYMENT OF CONSULTANCY SERVICES FOR TENDER ASSISTANCE	73,973,910.30
	Sub-Total				73,973,910.30
1665-01	Dualling Thika - Kenol - Marua Lot 1 (Kenol- Sagana Section)				
290	SDINFRA ADJUSTMENT	10-Aug-21	JIANGXI TRANSPORTATION ENG GROUP LIMITED	BEING CAPTURE OF EXPENDITURE UNDER AIA OF KSH.393,452,769.97 TO JIANGXI TRANSPORTATION ENG GROUP LIMITED IPC NO 4 FOR KENOL-SAGANA	393,452,769.95
291	SDINFRA ADJUSTMENT	10-Aug-21	DOHWA ENGINEERING CO. LTD	BEING CAPTURE OF EXPENDITURE UNDER AIA OF KSH.8,712,436.05 DOHWA ENGINEERING CO. LTD FN 10 CONSULTANCY SERVICES FOR CONSTRUCTION	8,712,436.05
292	SDINFRA ADJUSTMENT	3-Sep-21	JIANGXI TRANSPORTATION ENGINEERING GROUP LTD	BEING CAPTURE OF EXPENDITURE UNDER AIA OF KSH.264,049,868.76 TO JIANGXI TRANSPORTATION ENGINEERING GROUP LTD IPC 5 FOR KENOL-	264,049,868.75
293	SDINFRA ADJUSTMENT	24-Sep-21	SAGANA TECHNICAL TRAINING INSTITUTE	BEING CAPTURE OF EXPENDITURE UNDER AIA OF KSH.697,612.50 TO SAGANA TECHNICAL TRAINING INSTITUTE INV NO STTI/INV/KENHA/3/3/2021 FOR	697,612.50
294	SDINFRA ADJUSTMENT	24-Sep-21	DOHWA ENGINEERING CO LTD	BEING CAPTURE OF EXPENDITURE UNDER AIA OF KSH.9,045,293.05 TO DOHWA ENGINEERING CO LTD INV NO. 11 FOR CONSULTANCY SERVICES FOR	9,045,293.05
295	SDINFRA ADJUSTMENT	28-Oct-21	JIANGXI TRANSPORTATION ENGINEERING GROUP LTD	BEING CAPTURE OF EXPENDITURE UNDER AIA OF KSH.395,859,186.93 TO JIANGXI TRANSPORTATION ENG GROUP LTD IPC 6 FOR PAYMENT OF DUALLING	395,859,186.95
296	SDINFRA ADJUSTMENT	28-Oct-21	DOHWA ENGINEERING CO LTD	BEING CAPTURE OF EXPENDITURE UNDER AIA OF KSH.9,958,351.80 TO DOHWA ENGINEERING CO LTD INV NO.12 FOR CONSULTANCY SERVICES FOR	9,958,351.80
297	SDINFRA ADJUSTMENT	5-Nov-21	JIANGXI TRANSPORTATION ENGINEERING GROUP LTD	BEING CAPTURE OF EXPENDITURE UNDER AIA OF KSH.318,837,533.47 TO JIANGXI TRANSPORTATION ENGINEERING GROUP LTD IPC 7 FOR DUALLING OF	318,837,533.45
298	SDINFRA ADJUSTMENT	29-Nov-21	DOHWA ENGINEERING CO LTD	BEING CAPTURE OF EXPENDITURE UNDER AIA OF KSH.10,536,373.86 TO DOHWA ENGINEERING CO LTD FN 2020-13 FOR CONSULTANCY SERVICES FOR	10,536,373.85
299	SDINFRA ADJUSTMENT	3-Dec-21	JIANGXI TRANSPORTATION ENGINEERING GROUP LTD	BEING CAPTURE OF EXPENDITURE UNDER AIA OF KSHS.318,210,294.97 TO JIANGXI TRANSPORTATION ENG GROUP LTD IPC 8; KENOL-SAGANA-MARUA	318,210,294.95
300	SDINFRA ADJUSTMENT	20-Dec-21	JIANGXI TRANSPORTATION ENGINEERING GROUP LTD	BEING CAPTURE OF EXPENDITURE UNDER AIA OF KSH.206,372,775.51 TO JIANGXI TRANSPORTATION ENG GROUP LTD IPC 10 FOR DUALLING OF SAGANA	206,372,775.50
301	SDINFRA ADJUSTMENT	20-Dec-21	JIANGXI TRANSPORTATION ENGINEERING GROUP LTD	BEING CAPTURE OF EXPENDITURE UNDER AIA OF KSH.318,460,937.54 TO JIANGXI TRANSPORTATION ENG GROUP LTD IPC 9; LOT 1: DUALLING OF KENOL-	318,460,937.55
302	SDINFRA ADJUSTMENT	7-Jan-22	DOHWA ENGINEERING CO LTD	BEING CAPTURE OF EXPENDITURE UNDER AIA OF KSH.12,409,520.15 TO DOHWA ENGINEERING CO LTD FN 2020-14 FOR CONSULTANCY SERVICES FOR	12,409,520.15
303	SDINFRA ADJUSTMENT	8-Feb-22	DOHWA ENGINEERING CO LTD	BEING CAPTURE OF EXPENDITURE UNDER AIA OF KSH.10,592,845.23 TO DOHWA ENGINEERING CO LTD FN 15; FOR CONSULTANCY SERVICES FOR	10,592,845.25
304	SDINFRA ADJUSTMENT	25-Feb-22	JIANGXI TRANSPORTATION ENGINEERING GROUP LTD	BEING CAPTURE OF EXPENDITURE UNDER AIA OF KSHS.232,960,982.77 TO JIANGXI TRANSPORTATION ENG GROUP LTD IPC 11; FOR KENOL-SAGANA-	232,960,982.75
305	SDINFRA ADJUSTMENT	30-Mar-22	JIANGXI TRANSPORTATION ENGINEERING GROUP LTD	BEING CAPTURE OF AIA OF 263243287.8 DUE TO JIANGXI TRANSPORTATION ENGINEERING GROUP Ltd FOR IPC No 12 FOR KENOL-SAGANA-MARUA	263,243,287.80
306	SDINFRA ADJUSTMENT	30-Mar-22	DOHWA ENGINEERING CO LTD	BEING CAPTURE OF AIA OF 11140045.05 DUE TO DOHWA ENGINEERING Co Ltd FOR INV No FN-2020-17 FOR CONSULTANCY SERVICES FOR CON SUPERVISION	11,140,045.05
307	SDINFRA ADJUSTMENT	30-Mar-22	DOHWA ENGINEERING CO LTD	BEING CAPTURE OF AIA OF 11053780.05 DUE TO DOHWA ENGINEERING Co Ltd FOR INV No FN-2020-16 FOR CONSULTANCY SERVICES FOR CON SUPERVISION	11,053,780.05
308	SDINFRA ADJUSTMENT	21-May-22	JIANGXI TRANSPORTATION ENGINEERING GROUP LTD	BEING CAPTURE OF EXPENDITURE UNDER AIA OF KSH.181,595,644.67 TO JIANGXI TRANSPORTATION ENG GRP LTD IPC 13 FOR LOT 1: DUALLING OF	181,595,644.65
309	SDINFRA ADJUSTMENT	21-May-22	JIANGXI TRANSPORTATION ENGINEERING GROUP LTD	BEING CAPTURE OF EXPENDITURE UNDER AIA OF KSH.196,511,198.59 TO JIANGXI TRANSPORTATION ENG GRP LTD IPC 14 FOR LOT 1: DUALLING OF	196,511,198.60
310	SDINFRA ADJUSTMENT	7-Jun-22	DOHWA ENGINEERING CO LTD	BEING CAPTURE OF EXPENDITURE UNDER AIA OF KSH.11,395,099.59 TO DOHWA ENG CO. LTD INV. 2020-18 FOR CONSULTANCY SERVICES FOR	11,395,099.60
311	SDINFRA ADJUSTMENT	17-Jun-22	JIANGXI TRANSPORTATION ENGINEERING GROUP LTD	BEING CAPTURE OF EXPENDITURE UNDER AIA OF KSH.223,159,391.31 TO JIANGXI TRANSPORTATION ENGINEERING GROUP LTD IPC 15 FOR LOT 1:	223,159,391.30
312	SDINFRA ADJUSTMENT	17-Jun-22	DOHWA ENGINEERING CO LTD	BEING CAPTURE OF EXPENDITURE UNDER AIA OF KSH.10,045,601.05 TO DOHWA ENGINEERING CO LTD FN 2020-19 CONSULTANCY SERVICES FOR	10,045,601.05
313	SDINFRA ADJUSTMENT	30-Jun-22	DOHWA ENGINEERING CO LTD	BEING CAPTURE OF EXPENDITURE UNDER AIA OF KSHS.10,058,002.23 TO DOHWA ENGINEERING LTD FN 20 FOR CONSULTANCY SERVICES FOR	10,058,002.25
314	SDINFRA ADJUSTMENT	30-Jun-22	DOHWA ENGINEERING CO LTD	BEING CAPTURE OF EXPENDITURE UNDER AIA OF KSHS.10,045,601.05 TO DOHWA ENGINEERING LTD FN 21 FOR CONSULTANCY SERVICES FOR	10,045,601.05
315	SDINFRA ADJUSTMENT	30-Jun-22	JIANGXI TRANSPORTATION ENGINEERING GROUP LTD	BEING CAPTURE OF EXPENDITURE UNDER AIA OF KSHS.279,368,193.00 TO JIANGXI TRANSPORTATION ENGINEERING GROUP LTD IPC 16: BEING PAYMENT	279,368,193.00
316	SDINFRA ADJUSTMENT	30-Jun-22	CHINA WU YI CO LTD	BEING CAPTURE OF EXPENDITURE UNDER AIA OF KSHS.97,984,680.61 TO CHINA WU YI CO LTD IPC 15: BEING PAYMENT FOR DUALLING OF SAGANA-	2,227,373.00
	Sub-Total				3,719,999,999.90
1566-01	Dualling Thika - Kenol - Marua Lot 2 (Sagana - Marua Section Section)				
317	SDINFRA ADJUSTMENT	10-Aug-21	AARVEE ASSOCIATES ARCHITECTS ENG &	BEING CAPTURE OF EXPENDITURE UNDER AIA OF KSH.7,678,606.55 AARVEE ASSOCIATES ARCHITECTS ENG & CONSULTANTS PVT LTD FN 07 CONSULTANCY	7,678,606.55

318	SDINFRA ADJUSTMENT	10-Aug-21	AARVEE ASSOCIATES ARCHITECTS ENG &	BEING CAPTURE OF EXPENDITURE UNDER AIA OF KSH.8,253,982.50 AARVEE ASSOCIATES ARCHITECTS ENG & CONSULTANTS PVT LTD FN 10 CONSULTANCY	8,253,982.50
319	SDINFRA ADJUSTMENT	3-Sep-21	CHINA WU YI CO LTD	BEING CAPTURE OF EXPENDITURE UNDER AIA OF KSH.160,508,271.94 TO CHINA WU YI CO LTD IPC 5 FOR KENOL-SAGANA-MARUA HIGHWAY LOT 2:	160,508,271.95
320	SDINFRA ADJUSTMENT	20-Sep-21	AARVEE ASSOCIATES ARCHITECTS ENG &	BEING CAPTURE OF EXPENDITURE UNDER AIA OF KSH.9,028,765.00 TO AARVEE ASSOCIATES ARCH ENGINEERS FN 11 FOR CONSULTANCY SERVICES FOR	9,028,765.00
321	SDINFRA ADJUSTMENT	28-Oct-21	CHINA WU YI CO LTD	BEING CAPTURE OF EXPENDITURE UNDER AIA OF KSH.234,344,372.06 TO CHINA WU YI CO LTD IPC 5 FOR PAYMENT OF DUALLING SAGANA-MARUA A2	234,344,372.05
322	SDINFRA ADJUSTMENT	28-Oct-21	AARVEE ASSOCIATES ARCHITECTS ENG &	BEING CAPTURE OF EXPENDITURE UNDER AIA OF KSH.9,324,087.20 TO AARVEE ASSOCIATES ARCHITECTS ENGINEERS & CONSULTANTS PVT LTD INV NO.13 FOR	9,324,087.20
323	SDINFRA ADJUSTMENT	5-Nov-21	AARVEE ASSOCIATES ARCHITECTS ENG &	BEING CAPTURE OF EXPENDITURE KSH.9,481,913.30 TO AARVEE ASSOCIATES ARCH ENG AND CONSULTANTS PVT FN 12 FOR CONSTRUCTION SUPERVISION	9,481,913.30
324	SDINFRA ADJUSTMENT	3-Dec-21	CHINA WU YI CO LTD	BEING CAPTURE OF EXPENDITURE UNDER AIA OF KSHS.137,324,275.61 TO CHINA WU YI CO LTD IPC 6, KENOL-SAGANA-MARUA HIGHWAY	137,324,275.60
325	SDINFRA ADJUSTMENT	5-Jan-22	CHINA WU YI CO LTD	BEING CAPTURE OF EXPENDITURE UNDER AIA OF KSH.214,258,088.39 TO CHINA WU YI CO LTD IPC 7; FOR DUALLING OF SAGANA-MARUA (LOT 2) TO BE	214,258,088.40
326	SDINFRA ADJUSTMENT	7-Jan-22	AARVEE ASSOCIATES ARCHITECTS ENG &	BEING CAPTURE OF EXPENDITURE UNDER AIA OF KSH.10,505,407.65 TO AARVEE ASSOCIATES ARCHITECTS ENG & CONSULTANTS PVT LTD FN 14 FOR	10,505,407.65
327	SDINFRA ADJUSTMENT	7-Jan-22	AARVEE ASSOCIATES ARCHITECTS ENG &	BEING CAPTURE OF EXPENDITURE UNDER AIA OF KSH.10,276,991.76 TO AARVEE ASSOCIATES ARCHITECTS ENG & CONSULTANTS PVT LTD FN 15 FOR	10,276,991.75
328	SDINFRA ADJUSTMENT	7-Jan-22	KAITHERI COUNTY POLYTECHNIC	BEING CAPTURE OF EXPENDITURE UNDER AIA OF KSH.580,980.00 TO KAITHERI COUNTY POLYTECHNIC INV NO.0005 FOR TECHNICAL AND VOCATIONAL	580,980.00
329	SDINFRA ADJUSTMENT	7-Jan-22	SAGANA TECHNICAL TRAINING INSTITUTE	BEING CAPTURE OF EXPENDITURE UNDER AIA OF KSH.697,612.50 TO SAGANA TECHNICAL TRAINING INSTITUTE INV NO.3 FOR TECHNICAL AND VOCATIONAL	697,612.50
330	SDINFRA ADJUSTMENT	8-Feb-22	CHINA WU YI CO LTD	BEING CAPTURE OF EXPENDITURE UNDER AIA OF KSH.218,370,951.28 TO CHINA WU YO CO LTD IPC 4 BEING ADDITIONAL ADVANCE PAYMENT FOR	218,370,951.30
331	SDINFRA ADJUSTMENT	8-Feb-22	CHINA WU YI CO LTD	BEING CAPTURE OF EXPENDITURE UNDER AIA OF KSH.130,525,861.72 TO CHINA WU YO CO LTD IPC 8 BEING BEING PAYMENT FOR LOT2: DUALLING OF	130,525,861.70
332	SDINFRA ADJUSTMENT	8-Feb-22	AARVEE ASSOCIATES ARCHITECTS ENG &	BEING CAPTURE OF EXPENDITURE UNDER AIA OF KSH.8,552,793.03 TO AARVEE ASSOCIATES ARCH ENG & CONSULTANTS PVT LTD FN 16 FOR C/S	8,552,793.05
333	SDINFRA ADJUSTMENT	25-Feb-22	CHINA WU YI CO LTD	BEING CAPTURE OF EXPENDITURE UNDER AIA OF KSHS.147,898,967.17 TO CHINA WU YI CO LTD IPC 9; FOR KENOL-SAGANA-MARUA LOT 2: DUALLING	147,898,967.15
334	SDINFRA ADJUSTMENT	2-Mar-22	MICHUKI TECHNICAL TRAINING INSTITUTE	BEING CAPTURE OF EXPENDITURE UNDER AIA OF KSHS.2,396,725.50 TO MICHUKI TECHNICAL TRAINING INSTITUTE INV 02 FOR TECHNICAL AND	2,396,725.50
335	SDINFRA ADJUSTMENT	2-Mar-22	FRANCIS ALLEN CONSULTING LTD	BEING CAPTURE OF EXPENDITURE UNDER AIA OF KSHS.2,643,227.25 TO FRANCIS ALLEN CONSULTING LTD INV 01 FOR CONSULTANCY SERVICES FOR	2,643,227.25
336	SDINFRA ADJUSTMENT	24-Mar-22	CHINA WU YI CO LTD	BEING CAPTURE OF EXPENDITURE UNDER AIA OF KSH.199,925,372.66 TO CHINA WU YI CO LTD IPC 10; FOR KENOL-SAGANA-MARUA HIGHWAY LOT 2:	199,925,372.65
337	SDINFRA ADJUSTMENT	30-Mar-22	AARVEE ASSOCIATES ARCHITECTS ENG &	BEING CAPTURE OF AIA OF 8470760.03 DUE TO AARVEE Associates Architects Engineers & Consultants Private Ltd FOR INVOICE No 17 FOR CONSULTANCY	8,470,760.05
338	SDINFRA ADJUSTMENT	21-May-22	AARVEE ASSOCIATES ARCHITECTS ENG &	BEING CAPTURE OF EXPENDITURE UNDER AIA OF KSH.12,684,625.80 TO AARVEE ASSOCIATES ARCHITECTS INV 18 FOR CONSULTANCY SERVICES FOR	12,684,625.80
339	SDINFRA ADJUSTMENT	17-Jun-22	CHINA WU YI CO LTD	BEING CAPTURE OF EXPENDITURE UNDER AIA OF KSH.232,655,701.09 TO CHINA WU YI CO LTD IPC 13 FOR LOT 2: DUALLING OF SAGANA-MARUA A2	232,655,701.10
340	SDINFRA ADJUSTMENT	17-Jun-22	CHINA WU YI CO LTD	BEING CAPTURE OF EXPENDITURE UNDER AIA OF KSH.198,305,226.17 TO CHINA WU YI CO LTD IPC 14 FOR LOT 2: DUALLING OF SAGANA-MARUA A2	198,305,226.15
341	SDINFRA ADJUSTMENT	17-Jun-22	AARVEE ASSOCIATES ARCHITECTS ENG &	BEING CAPTURE OF EXPENDITURE UNDER AIA OF KSH.8,736,511.16 TO AARVEE ASSOCIATES ARCHITECTS ENG & CONSULTANTS PVT LTD FN 19 FOR	8,736,511.15
342	SDINFRA ADJUSTMENT	30-Jun-22	AARVEE ASSOCIATES ARCHITECTS ENG &	BEING CAPTURE OF EXPENDITURE UNDER AIA OF KSHS.7,482,971.18 TO AARVEE ASSOCIATES ARCHITECTS FN 20 FOR CONSULTANCY SERVICES FOR	7,482,971.20
343	SDINFRA ADJUSTMENT	30-Jun-22	CHINA WU YI CO LTD	BEING CAPTURE OF EXPENDITURE UNDER AIA OF KSHS.179,699,623.38 TO CHINA WU YI CO LTD IPC 11: BEING PAYMENT FOR DUALLING OF SAGANA-	179,699,623.40
344	SDINFRA ADJUSTMENT	30-Jun-22	CHINA WU YI CO LTD	BEING CAPTURE OF EXPENDITURE UNDER AIA OF KSHS.155,469,998.37 TO CHINA WU YI CO LTD IPC 12: BEING PAYMENT FOR DUALLING OF SAGANA-	155,469,998.35
345	SDINFRA ADJUSTMENT	30-Jun-22	CHINA WU YI CO LTD	BEING CAPTURE OF EXPENDITURE UNDER AIA OF KSHS.97,984,680.61 TO CHINA WU YI CO LTD IPC 15: BEING PAYMENT FOR DUALLING OF SAGANA-	93,917,329.75
	Sub-Total				2,420,000,000.00
1596-02	HoAGDP:Isiolo-Kula Mawe				
346	SDINFRA ADJUSTMENT	30-Jun-22	CHINA STATE CONSTRUCTION ENGINEERING CORPORATION	BEING CAPTURE OF EXPENDITURE UNDER AIA OF KSH.830,826,484.36 TO CHINA STATE CONSTRUCTION ENG CORPORATION LTD; ADVANCE PAYMENT	830,826,484.35
347	SDINFRA ADJUSTMENT	30-Jun-22	CHINA STATE CONSTRUCTION ENGINEERING CORPORATION	BEING CAPTURE OF EXPENDITURE UNDER AIA OF KSH.1,183,172,524.52 TO CHINA STATE CONSTRUCTION ENG CORPORATION LTD; ADVANCE PAYMENT	193,172,524.50
	Sub-Total				1,023,999,008.85
1596-03	HOAGDP:Kula Mawe-Modogashe				
348	SDINFRA ADJUSTMENT	30-Jun-22	CHINA STATE CONSTRUCTION ENGINEERING CORPORATION	BEING CAPTURE OF EXPENDITURE UNDER AIA OF KSH.1,183,172,524.52 TO CHINA STATE CONSTRUCTION ENG CORPORATION LTD; ADVANCE PAYMENT	990,000,000.00
	Sub-Total				990,000,000.00
	Grand Total				38,396,408,252.95

STATE DEPARTMENT FOR INFRASTRUCTURE

ITEM 1320200 - PROCEEDS FROM FOREIGN GRANTS

S/No.	Project Code	Project Name	Amount
1	10201-01	Support to Road Sector: Capacity Building Component	82,766,913.85
2	1154-01	Isebania - Mukuyu - Kisii - Ahero Road (A1) Lot 1 & 2	120,376,409.35
3	1233-01	Nairobi Outering Roads	6,766,430.40
4	1320-04	EU Eastern Province PH 3	106,604,130.50
5	1419-01	Kitale-Morpus (KFW)	51,633,815.50
			368,147,699.60

STATE DEPARTMENT FOR INFRASTRUCTURE

ITEM 1320200 - PROCEEDS FROM FOREIGN GRANTS

	Category	Date	Contractor/Consultant	Actual	Amount
10201-01	Support to Road Sector: Capacity Building Component				
1	SDINFRA ADJUSTMENT	2-Mar-22	NTU INTERNATIONAL A/S HAVNEPROMENADE	BEING CAPTURE OF EXPENDITURE UNDER AIA OF KSH.82,766,913.84 TO NTU INTERNATIONAL A/S	82,766,913.85
	Sub-Total				82,766,913.85
1154-01	Isebania - Mukuyu - Kisii - Ahero Road (A1) Lot 1 & 2				
2	SDINFRA ADJUSTMENT	26-Oct-21	TIMCON ASSOCIATES AND TIMCON TRANSPORT	BEING CAPTURE OF EXPENDITURE UNDER AIA OF KSH.9,615,451.80 TO TIMCON ASSOCIATES AND	9,615,451.80
3	SDINFRA ADJUSTMENT	26-Oct-21	AEA LTD	BEING CAPTURE OF EXPENDITURE UNDER AIA OF KSH.14,075,407.70 TO AEA LTD FN 01; CONSULTANCY	14,075,407.70
4	SDINFRA ADJUSTMENT	26-Oct-21	AEA LTD	BEING CAPTURE OF EXPENDITURE UNDER AIA OF KSH.5,789,050.70 TO AEA LTD FN 01B; CONSULTANCY	5,789,050.70
5	SDINFRA ADJUSTMENT	8-Dec-21	TIMCON ASSOCIATES AND TIMCON TRANSPORT	BEING EXPENDITURE OF AIA OF KSH 9615451.82 DUE TO TIMCON ASSOCIATES & TIMCON TRANSPORT	9,615,451.80
6	SDINFRA ADJUSTMENT	8-Dec-21	TIMCON ASSOCIATES AND TIMCON TRANSPORT	BEING EXPENDITURE OF AIA OF KSH 19230777.0 DUE TO TIMCON ASSOCIATES & TIMCON TRANSPORT	19,230,777.00
7	SDINFRA ADJUSTMENT	7-Jun-22	TRAMEX MEDIQUIP LTD	BEING CAPTURE OF EXPENDITURE UNDER AIA OF KSH.42,819,999.50 TO TRAMEX MEDIQUIP LTD FN	42,819,999.55
8	SDINFRA ADJUSTMENT	30-Jun-22	TIMCON ASSOCIATES AND TIMCON TRANSPORT	BEING CAPTURE OF EXPENDITURE UNDER AIA OF KSHS.19,230,270,270.51 TO TIMCON ASSOCIATES &	19,230,270.50
	Sub-Total				120,376,409.35
1233-01	Nairobi Outering Roads				
9	SDINFRA ADJUSTMENT	24-Sep-21	KENYA RAILWAYS TRAINING INSTITUTE	BEING CAPTURE OF EXPENDITURE UNDER AIA OF KSHS.6,766,430.40 TO KENYA RAILWAYS TRAINING	6,766,430.40
	Sub-Total				6,766,430.40
1320-04	EU Eastern Province PH 3				
10	SDINFRA ADJUSTMENT	20-Dec-21	NICHOLAS O'DWYER & CO LTD	BEING CAPTURE OF EXPENDITURE UNDER AIA OF KSH.30,264,987.06 TO NICHOLAS O'DWYER & CO LTD	30,264,987.05
11	SDINFRA ADJUSTMENT	20-Dec-21	COASTAL KENYA ENTERPRISES LTD	BEING CAPTURE OF EXPENDITURE UNDER AIA OF KSH.26,176,575.72 TO COASTAL KENYA ENTERPRISES	26,176,575.70
12	SDINFRA ADJUSTMENT	24-Mar-22	NARIANA ENTERPRISES LTD/KABUITO CONTRACTORS	BEING CAPTURE OF EXPENDITURE UNDER AIA OF KSHS.44,446,302.65 TO NARIANA ENTERPRISES	44,446,302.65
13	SDINFRA ADJUSTMENT	13-Apr-22	COASTAL KENYA ENTERPRISES LTD	BEING CAPTURE OF EXPENDITURE UNDER AIA OF KSH.5,716,265.10 TO COASTAL KENYA ENTERPRISES LTD	5,716,265.10
	Sub-Total				106,604,130.50
1419-01	Kitale-Morpus (KFW)				
14	SDINFRA ADJUSTMENT	30-Jun-22	LEA ASSOCIATES SOUTH ASIA PVT	BEING CAPTURE OF EXPENDITURE UNDER AIA OF KSHS.19,362,897.03 TO LEA ASSOCIATES SOUTH ASIA	19,362,897.05
15	SDINFRA ADJUSTMENT	30-Jun-22	LEA ASSOCIATES SOUTH ASIA PVT	BEING CAPTURE OF EXPENDITURE UNDER AIA OF KSHS.32,270,918.47 TO LEA ASSOCIATES SOUTH ASIA	32,270,918.45
	Sub-Total				51,633,815.50
	Grand Total				368,147,699.60