



OFFICE OF THE AUDITOR-GENERAL

Enhancing Accountability



REPORT

THE NATIONAL ASSEMBLY
PAPERS LAID

DATE: 10 JUN 2021

OF

TABLED
BY:

LOM P

CLERK AT
THE TABLE:

MAINA W

THE AUDITOR-GENERAL

ON

**STATE DEPARTMENT FOR PUBLIC
WORKS**

**FOR THE YEAR ENDED
30 JUNE, 2020**





**MINISTRY OF TRANSPORT, INFRASTRUCTURE, HOUSING, URBAN
DEVELOPMENT AND PUBLIC WORKS**

STATE DEPARTMENT FOR PUBLIC WORKS

REPORTS AND FINANCIAL STATEMENTS

**FOR THE FINANCIAL YEAR ENDED
JUNE 30, 2020**

**Prepared in accordance with the Cash Basis of Accounting Method under the International Public Sector
Accounting Standards (IPSAS)**

**State Department for Public Works
Reports and Financial Statements
For the year ended June 30, 2020**

Table of Contents	Page
KEY ENTITY INFORMATION AND MANAGEMENT.....	iii
FORWARD BY THE CABINET SECRETARY.....	2
STATEMENT OF PERFORMANCE AGAINST MDA'S PREDETRMINED OBJECTIVES	9
CORPORATE SOCIAL RESPONSIBILITY STATEMENT/SUSTAINABILITY	12
REPORTING.....	12
STATEMENT OF ENTITY MANAGEMENT RESPONSIBILITIES	14
REPORT OF THE INDEPENDENT AUDITORS ON THE <i>STATE DEPARTMENT FOR PUBLIC WORKS</i> ..	15
STATEMENT OF RECEIPTS AND PAYMENTS.....	16
STATEMENT OF ASSETS AND LIABILITIES.....	17
STATEMENT OF CASH FLOWS	18
SUMMARY STATEMENT OF APPROPRIATION: RECURRENT AND DEVELOPMENT COMBINED ...	20
SUMMARY STATEMENT OF APPROPRIATION: RECURRENT.....	21
SUMMARY STATEMENT OF APPROPRIATION: DEVELOPMENT	21
BUDGET EXECUTION BY PROGRAMMES AND SUB-PROGRAMMES	22
SIGNIFICANT ACCOUNTING POLICIES.....	24
NOTES TO THE FINANCIAL STATEMENTS	29

KEY ENTITY INFORMATION AND MANAGEMENT

(a) Background information

The Ministry of Transport, Infrastructure, Housing, Urban Development and Public Works was formed through Presidential Executive Order No. 1/2018 of June 2018 (Revised). The Ministry is headed by the Cabinet Secretary for Transport, Infrastructure, Housing, Urban Development and Public Works Mr. James W. Macharia, EGH who is responsible for the general policy and strategic direction of the entity.

The Ministry further consists of five State Departments each administered by a Principal Secretary. The State Departments under the Ministry of Transport, Infrastructure, Housing and Urban Development and Public Works are outlined below;

- i. The State Department for Transport administered by Mr. Solomon Kitungu
- ii. The State Department for Infrastructure administered by Prof. Arch. Paul M. Maringa, (PhD), CBS, Corp. Arch, MAAK MKIP
- iii. The State Department for Housing and Urban Development administered by Mr. Charles Hinga Mwaura
- iv. The State Department for Public Works Administered by Maj. Gen. (Rtd) Dr. Gordon O. Kihalangwa, CBS
- v. The State Department for Shipping and Maritime Affairs administered by Ms. Nancy Karingithu, CBS

The accompanying financial statements constitute the financial statements for the State Department for Public Works.

Vision, Mission, Core Values and Core Functions

The vision, mission, core values and core functions of the State Department for Public Works under Ministry of Transport, Infrastructure, Housing, Urban Development and Public Works include:

Vision

“To achieve and sustain excellence in regulation, construction and maintenance of public buildings and other public works”

Mission

“To facilitate regulation, construction and maintenance of quality government buildings and other public works for sustainable socio-economic development”

Core Values

The core values that underpin the operations of the State Department for Public Works are;

- i. Professionalism
- ii. Accountability and transparency
- iii. Team spirit
- iv. Impartiality
- v. Innovation and Continuous improvement

Mandate

The mandate of the State Department for Public Works as outlined in the Revised Executive Order No. 1 of 2018 are as follows: Public Works Policy and Planning; National Building Inspection Services; Registration and Regulation of Contractors, Civil Works and Material Suppliers; Registration of Civil, Building and Electro-mechanical Contractors; Standardization and Maintenance of Plants, Equipment and Vehicle; Maintenance of Inventory of Government Property; Registration of Engineers, Architects and Quantity Surveyors; Setting and Management of Building and Construction Standards and Codes; Provision of Mechanical and Electrical Building Services; Supplies Branch; Coordination of Procurement of Common User Items by Government Ministries; Building Research and Services and Other Public Works funded by the exchequer.

Core functions

The core function of the State Department for Public Works as espoused in its mandate and envisioned in Medium Term Plan III of the vision 2030 as follows;

- i. Improvement of Living and Working Conditions in Government Buildings:**

This includes completion of stalled public buildings; design, documentation and supervision to completion of new government buildings; and rehabilitation and maintenance of existing government buildings as requested by government ministries, agencies, departments and county governments.

ii. Development and Maintenance of Coastline Infrastructure and Inland Water Transport:

These involve construction and maintenance of Jetties and Seawalls to improve movement into and out of waters, and protect land and property in low lying areas from erosion, flooding and sea wave action. It further involves construction of pedestrian access footbridges.

iii. Regulation and Development of Construction Industry

This involves regulation of the construction industry, promotion of research on building materials; improving construction technology and building standards hence promoting economic growth in the construction industry.

iv. Procurement of common user items for government institutions:

This involves procurement of term supply contracts and preparation of framework agreements to be used for procurement of common user items by other government institutions.

(b) Key Management

The State Department for Public Works day-to-day management is under the following key organs:

- Cabinet Secretary's office
- Principal Secretary's office
- Works Secretary's office
- Secretary Administration office

(c) Fiduciary Management

The key management personnel who held office during the financial year ended 30th June 20xx and who had direct fiduciary responsibility were:

No.	Designation	Name
1.	Cabinet Secretary, Ministry of Transport, Infrastructure, Housing, Urban Development and Public Works	Mr. James W. Macharia, EGH -
2.	Principal Secretary, State Department for Public Works	Maj. Gen. (Rtd) Dr. Gordon O. Kihlangwa, CBS
3.	Secretary Administration	Dr. Muchiri Chege
4.	Works Secretary	Qs. A.N Okweto,
5.	Head of Accounts	CPA Samuel Kungu

(d) Fiduciary Oversight Arrangements

The State Department had in place a Budget Implementation Committee composed of Heads of Department and all AIE Holders which was chaired by the Principal Secretary with Chief Finance Officer as the Secretary. The role of this committee was to ensure that the budget is implemented according to the Public Financial Management Act and other financial regulations. The audit committee role is to provide an independent expert assessment on the quality of the activities of the management and the internal audit function.

(e) Entity Headquarters

P.O. Box 30743-00100
Works Building/
Ngong/Road Community Area
Nairobi, KENYA

Entity Contacts

Telephone: (254) (0)202723101
E-mail: info@publicworks.go.ke
Website: www.publicworks.go.ke

(f) Entity Bankers

1. Central Bank of Kenya
Haile Selassie Avenue
P.O. Box 60000
City Square 00200
Nairobi, Kenya

(g) Independent Auditors

Auditor General
Kenya National Audit Office
Anniversary Towers, University Way
P.O. Box 30084
GPO 00100
Nairobi, Kenya

(h) Principal Legal Adviser

The Attorney General
State Law Office
Harambee Avenue
P.O. Box 40112
City Square 00200
Nairobi, Kenya

FORWARD BY THE CABINET SECRETARY

II. COMMENTARY BY THE CABINET SECRETARY



Mr James Macharia, EGH,
Cabinet Secretary, Ministry
Transport, Infrastructure, Housing &
Urban Development

The State Department for Public Works is responsible for development and maintenance of Government Buildings and Public Works. It is mandated to provide policy direction and coordinate all matters related to construction, rehabilitation and maintenance of Public Buildings and Other Public Works. In discharging its functions, the State Department is guided by detailed mandate through Revised Executive Order No. 1 of 2018 notably: Public Works Policy and Planning; National Building Inspection Services; Registration and Regulation of Contractors, Civil Works and Material Suppliers; Registration of Civil, Building and Electro-mechanical Contractors; Standardization and Maintenance of Plants, Equipment and Vehicle; Maintenance of Inventory of

Government Property; Registration of Engineers, Architects and Quantity Surveyors; Setting and Management of Building and Construction Standards and Codes; Provision of Mechanical and Electrical Building Services; Supplies Branch; Coordination of Procurement of Common User Items by Government Ministries; Building Research and Services and Other Public Works funded by the exchequer.

BUDGET ALLOCATION

In the financial year 2019/20 the State Department for Public Works had a gross budget of **KShs.3,551,055,543** which was made up of **KShs.2,396,581,748** and **KShs.1,154,473,795** for recurrent and development vote respectively. The State Department was to expend the gross budget of **KShs.3,551,055,543** under the following three programmes:

Programmes	Approved Budget Allocation		
	KShs	Actual Payments	Variance
Government Buildings	1,430,284,221	1,405,605,448	24,678,772.60
Coastline Infrastructure Development and Pedestrian Access	268,183,003	265,840,700	2,342,303.30
General Administration Planning and Support Services	368,937,385	355,435,864	13,501,521.25
Regulation and Development of Construction Industry	1,483,650,934	1,320,445,403.40	163,205,530.60
	3,551,055,543	3,347,327,415	203,728,128

Programme 1: Government Buildings

The objective of this programme is to improve the living and working conditions in Government Buildings

through development of cost-effective public buildings. This programme was allocated **KShs 1,430,284,221**, representing 40.3 % of the budget. A total of **KShs 1,405,605,448** was spent under the following sub programme:

- a. Sub-programme S.P.1.1: Stalled and New Government Buildings

Programme 2: Coastline Infrastructure Development and Pedestrian Access

The objective of this programme is to protect land and property from sea wave action, flooding and erosion and enhance accessibility between human settlements and in and out of waters. This programme was allocated **KShs. 268,183,003** representing 7.6% of the budget. A total of **KShs 265,840,700** was spent under the following sub programmes:

- a. Sub-programme S.P.2.1: Coastline Infrastructure Development
- b. Sub-programme S.P.2.2: Pedestrian access.

Programme 3: General Administration Planning and Support Services

The objective of this programme is to develop the capacity, enhance efficiency and transparency in service delivery and to ensure efficiency in procurement of common user items for government institutions. This programme was allocated **KShs. 368,937,385.00** representing 10.4% of the budget. A total of **KShs 355,435,864** was spent under the following sub programmes:

- a. Sub-programme S.P.3.1: Administration, Planning and Support Services
- b. Sub-programme S.P.3.2: Procurement, Warehousing and Supply

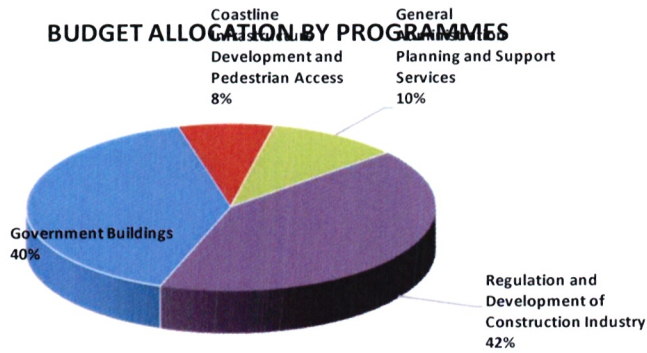
Programme 4: Regulation and Development of Construction Industry

The objective of this program is to achieve enhanced research on building materials, improved technology, building standards and regulated building for economic growth in the construction industry. This program was allocated **Ksh. 1,483,650,934.00** representing 41.8% of the total budget. A total of **Ksh. 1,320,445,403** was spent under the following sub programmes.

- a. Sub-programme S.P.4.1: Regulation of Construction Industry
- b. Sub-programme S.P.4.2: Research Services
- c. Sub-programme S.P.4.3: Building Standards

Chart 1: Proportion of Budget Allocation Per Program

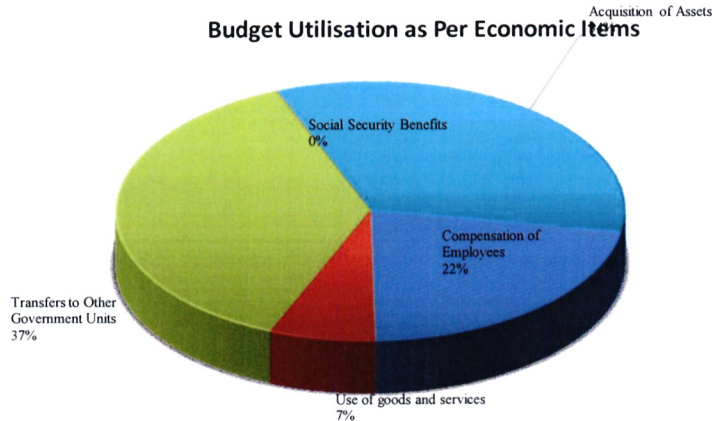
**State Department for Public Works
Reports and Financial Statements
For the year ended June 30, 2020**



The budget utilization of the allocated funds in terms of economic classification and programmes and sub-programmes is analysed in the table below.

	Approved Budget Allocation	Actual Payments	Variance
Compensation of Employees	800,379,893	734,243,349	66,136,544
Use of goods and services	335,401,855	222,156,618	113,245,237
Transfers to Other Government Units	2,412,272,062	1,258,399,999	1,153,872,063
Social Security Benefits	2,400,000	2,399,300	700
Acquisition of Assets	1,154,473,795	1,130,128,150	24,345,646
Total Payments	4,704,927,605	3,347,327,415	1,357,600,190

Analysis of budget 2019/20 performance for the whole State Department in table above reveals that 71% of the approved budget was utilized. This is supported by the fact that only KShs. 3,309,331,004.60 was spent as compared to the approved budget of KShs. 3,551,055,543.00. The underperformance in the overall budget absorption was due to lack of exchequer release to conclude the projects that had concluded all the payment processes.



KEY ACHIEVEMENTS OF THE STATE DEPARTMENT FOR PUBLIC WORKS IN FY 2019/20

In the implementation of the budget for FY 2019/20, the following key achievements were realized;

Improvement of Living and working Conditions in Government Buildings: In regard to this programme, the following were the achievements;

- i. To improve living and working conditions in Government buildings, the State Department for Public Works has Completed 1 No. stalled government buildings projects i.e. Kibish Police Station and GSU Base Camp.
- ii. Other projects are ongoing at various stages of completion namely: Kenya Industrial Training Institute (KITI) at 60% which was handed over to client Ministry of Trade and Industry for funding to completion, Migori District Headquarters Phase I at 86%, Mathare Nyayo Hospital at 73% and Voi Pool Housing at 70%.
- iii. The State Department also designed, documented and supervised to completion 116No. New government/building projects and rehabilitated/ maintained 151 No. buildings at both Ministries, Departments, Agencies as well as Counties.
- iv. The State Department further implemented five (5) County Government Headquarters to different levels of completion as follows; Isiolo County Headquarters-36%, Tharaka Nithi County Headquarters -70%, Tana River County Headquarters -15%, Lamu County Headquarters -5% and Nyandarua County Headquarters -26%).

Development and Maintenance of Coastline Infrastructure and Inland Water Transport: The following were achieved during the period;

- i. To achieve accessibility into and out of waters and protect land and property from sea wave erosion, the State Department constructed three (3) Jetties which are ongoing at advanced levels of completion namely: Lamu Terminal Jetty Access-98%; Manda Jetty- 98%; Mokowe Jetty- 45% and Mtangawanda Jetty-58%.
- ii. Further, 4No. out of 29 footbridges were completed for safe crossing of rivers, streams and for easy accessibility to areas with difficult terrain. The remaining 25 are at advanced levels of completion. This target lagged behind because the contracts were awarded just before Public Health Regulations to combat COVID-19 was announced hence movements of contractors to move to sites was delayed.

Revamping / Restructuring of Supplies Branch: The following were achieved regarding this programme;

- i. Developed 67No. term contracts for contracted services.

Regulation and Development of Construction Industry

The following were undertaken to achieve enhanced research on building materials, improved technology and building standards for economic growth in the construction industry

- i. 590 No. buildings were inspected and audited.
- ii. 5 No. sub-standard buildings were demolished
- iii. 7,309 contractors were registered
- iv. 18,523 No. skilled construction workers accredited
- v. 2,372 No. construction site supervisors were accredited.
- vi. 18,077 No. sites were inspected to promote quality assurance in the construction industry.
- vii. 2,869 No. construction projects registered.
- viii. Collaborative research was done to identify all locally produced building materials and technologies in the Coast region in Counties of Kilifi, Mombasa, Kwale, Taita Taveta, Tana River and Lamu was done and further base resource mapping was carried out.
- ix. In addition, Stabilized Coral Stone Quarry waste blocks was developed, disseminated and standardization by KEBS established to contribute to enabling provision of at least five hundred thousand (500,000) affordable new houses to Kenyans.

EMERGING ISSUES RELATED TO THE DEPARTMENT

Some of the emerging issues that relate to the Department are the following;

- i. Rapid technological changes in the construction industry.
- ii. Devolved government means that county infrastructure projects be funded at the County Government level. However, seawalls, jetties, footbridges and river protection works are sited on county boundaries and international waters leading to lack of clear ownership. For this reason, construction of these projects should be funded by the National Government.
- iii. Flooding in various parts of the country especially around the coast region, Lake Baringo, Lake Turkana, Nyando and Budalangi rivers calls for expansion and spread of water protection works hence the need for more funding.

CHALLENGES ENCOUNTERED IN IMPLEMENTATION OF THE BUDGET

In the course of implementation of the budget, the State Department encountered a number of challenges and some of them include;

- i. Inadequate funding coupled with lack of exchequer for implementation of projects;
- ii. Site identification problems especially on implementation of County Headquarter projects;
- iii. Duplication of roles by various implementing agencies in the construction industry;
- iv. Legal and contractual issues impact adversely on project implementation.
- v. Poor performance by some contractors;
- vi. Legal and contractual challenges arising from arbitration and contractual issues impacting on project implementation negatively;

WAY FORWARD IN OVERCOMING THE CHALLENGES

The State Department has put in place the following efforts in order to overcome the above challenges;

- i. There is need for the State Department to have Disaster Preparedness Plans because so many of our projects' implementation were affected by the COVID-19 pandemic.
- ii. The Department should not have devolved its entire staff at county level as this has resulted to project supervision challenges for the National Government projects in the Counties.
- iii. Capacity building and staff incentives are key facets for staff retention.
- iv. Resource mobilization;
- v. Completion of Public Works Policy which is still at the drafting stage;
- vi. Capacity building of contractors and other stakeholders in the construction industry to come up with standard buildings;

**State Department for Public Works
Reports and Financial Statements
For the year ended June 30, 2020**

- vii. Collaboration with stakeholders in carrying out research on appropriate affordable construction materials continuously; and



Sign
James Macharia, EGH

For Cabinet Secretary

30th Sep 2020

STATEMENT OF PERFORMANCE AGAINST MDA'S PREDETRMINED OBJECTIVES

Introduction

Section 81 (2) (f) of the Public Finance Management Act, 2012 requires that, at the end of each financial year, the Accounting officer when preparing financial statements of each National Government entity in accordance with the standards and formats prescribed by the Public Sector Accounting Standards Board includes a statement of the national government entity's performance against predetermined objectives.

The key development objectives of the State Department for Public Works Strategic Plan 2018-2022 are:

- a) To develop Policy, Legal, Regulatory and Institutional Framework to guide building standards
- b) To improve living and working conditions in government buildings.
- c) To design, document and supervise implementation of the Big four Agenda projects
- d) To protect land and property from sea wave action, flooding and erosion; enhance accessibility into and out of waters and enhance accessibility between human settlements, other facilities and areas of difficult terrain.
- e) To ensure a well-regulated and developed construction industry
- f) To ensure efficiency in the procurement of common user items for Ministries, Departments Counties and Agencies (MDCAs)
- g) To ensure effectiveness and efficiency in service delivery

Progress on attainment of Strategic development objectives

For purposes of implementing and cascading the above development objectives to specific sectors, all the development objectives were made specific, measurable, achievable, realistic and time-bound (SMART) and converted into development outcomes. Attendant indicators were identified for reasons of tracking progress and performance measurement: Below we provide the progress on attaining the stated objectives:

MDA Program	Objective	Outcome	Indicator	Performance in F/Y 2019/20
Government Buildings	To improve living and working conditions in government buildings	Improved working and living conditions in Government buildings	No. of Government buildings constructed	1 completed Others ongoing at various stages of completion
			No. of Government building designed, documented and supervised	116
			No. of Government building rehabilitated/maintained	151

**State Department for Public Works
Reports and Financial Statements
For the year ended June 30, 2020**

MDA Program	Objective	Outcome	Indicator	Performance in F/Y 2019/20
			No. of County Headquarters constructed	At various completion levels: Isiolo-36% Tharaka N-70% Tana River-15% Lamu-5% Nyandarua-26%
	To design, document and supervise implementation of the Big four Agenda projects	Big four projects designed, documented and supervised	No. of Universal Health Care facilities designed, documented and supervised	Need assessment and upgrading on 50 centers by 5 teams commenced. Further, design and documentation ongoing
			No of constituency industrial development centers designed, documented and supervised	Tender documentation of 22 No. complete and forwarded to client for tendering. 15 No. projects already tendered.
			Leather industrial park in Athi River designed, documented and supervised	Construction ongoing at 15%
			Special Economic Zone Industrial Park Konza Technopolis Complex designed, documented and supervised	Design and documentation. Ongoing tender documentation.
			Konza Technopolis Complex designed, documented and supervised	Design and documentation
			No. of affordable housing projects designed, documented and supervised	Design and documentation done. Awaiting award by State Dept. of Housing for project management activities to commence.
Coastline Infrastructure and Pedestrian Access	To protect land and property from sea wave action, flooding and erosion; enhance accessibility into	Improved protection of land and property from sea wave action, flooding, erosion; improved access	Metres of seawall	54
			% levels of completion of jetties	All at advanced levels Mokowe-45% Mtangawanda-58% Lamu Terminal-98% Manda-98%

**State Department for Public Works
Reports and Financial Statements
For the year ended June 30, 2020**

MDA Program	Objective	Outcome	Indicator	Performance in F/Y 2019/20
	and out of waters and enhance accessibility between human settlements, other facilities and areas of difficult terrain.	into and out of the waters and improved communication in human settlement and areas of difficult terrain	No. of footbridges	4
Regulation and Development of Construction Industry	To ensure a well-regulated and developed construction industry	Developed and regulated construction industry	No. of Buildings Inspected and Audited	590
			No. of Building demolished	5
			No. base resource maps/ reports on innovative building materials	5
			No. of coral stone products developed as a mainstream construction material	1
			No of contractors registered	7,309
			No of skilled construction workers accredited	18,523
			No of construction site supervisors accredited	2,372
			No of construction projects registered	2,869
			No of sites inspected to promote quality assurance in the construction industry	18,077
General Administration and Planning Services	To ensure effectiveness and efficiency in service delivery	Improved service delivery	No. of policies, standards, regulations developed	Draft Public Works policy, Kenya Building Research Bill, the Design Bill and The Built Environment Bill initiated.
			No. of term contracts developed for common ser items	67

CORPORATE SOCIAL RESPONSIBILITY STATEMENT/SUSTAINABILITY REPORTING

1. Sustainability strategy and profile

The top management especially the accounting officer has continuously showed support to ensure State Department for Public Works achieves its goals and objectives.

2. Environmental performance

The State Department for Public Works established Environmental Sustainability Committee whose responsibility was to coordinate and spearhead all activities geared towards environmental sustainability. During the period under review, the State Department was involved in tree planting activities in various regions to contribute in to the national tree cover requirement and for environmental sustainability. Further, to embrace green energy within the Works Building, LED (Light Emitting Diode) lighting system was installed in the building to contribute to efficient use of power by reducing power bills in the building.

3. Employee welfare

The State Department for Public Works has an established Ministerial Human Resource Management Advisory Committee that coordinates and advises skills improvements, equitable trainings, managing careers, Performance Appraisals and rewards & sanctions.

Further, the State Department has continued to ensure that the welfare of the staff is well taken care of. The State Department has established committees to ensure work place issues are addressed whenever possible in Committees such as Work Environment Committees, Mitigation Against COVID 19, Public Complaints resolution Committee. Further there are well established Gender and Disability Committee, HIV/Aids Prevention Committee, Alcohol and Drug Abuse, Corruption Prevention Committee among others. All these committees ensured that welfare of staff was well taken care of during the year under review.

4. Market place practices-

The State Department has endeavoured to undertake the following:

- a) Responsible competition practice: in ensuring transparency and accountability in what the State Department for Public Works does, there was an established Public Complaints Resolution Committee, Corruption Prevention Committee, & National Cohesion and Values Committee to resolve, advice and report any cases of malpractice.
- b) Responsible Supply chain and supplier relations: Tender committees were

established in all the awarded projects. Further, term contract for common user items were established. The State Department has ensured that AGPO is implemented as required in award of contracts of supply of goods and services in the sense of promotion of buy Kenya build Kenya and that Women and Persons With Disability also get their allocated portions as required by the law. The State Department has maintained good business practices, treats its own suppliers responsibly by honouring contracts and respecting payment practices as required.

- c) Responsible marketing and advertisement-: the advertisement for jobs and tenders are done in transparent manner on the Kenya dailies and on the website for easy accessibility.

5. Community Engagements-

The state Department for Public Works has promoted physical wellbeing, sporting activities by equipping the Public Works Club in South C that is also open to the government officers and the public. The Citizen Service Delivery Charter that documents all our services, staff and clients' responsibility was established and is displayed in the building at various service points.

STATEMENT OF ENTITY MANAGEMENT RESPONSIBILITIES

Section 81 (1) of the Public Finance Management Act, 2013 requires that, at the end of each financial year, the accounting officer for a National Government Entity shall prepare financial statements in respect of that entity. Section 81 (3) requires the financial statements so prepared to be in a form that complies with relevant accounting standards as prescribed the Public Sector Accounting Standards Board of Kenya from time to time.


The Accounting Officer in charge of the State Department for Public Works is responsible for the preparation and presentation of the entity's financial statements, which give a true and fair view of the state of affairs of the entity for and as at the end of the financial year (period) ended on June 30, 2020. This responsibility includes: (i) maintaining adequate financial management arrangements and ensuring that these continue to be effective throughout the reporting period; (ii) maintaining proper accounting records, which disclose with reasonable accuracy at any time the financial position of the entity; (iii) designing, implementing and maintaining internal controls relevant to the preparation and fair presentation of the financial statements, and ensuring that they are free from material misstatements, whether due to error or fraud; (iv) safeguarding the assets of the entity; (v) selecting and applying appropriate accounting policies; and (vi) making accounting estimates that are reasonable in the circumstances.

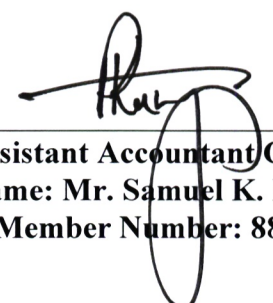
The Accounting Officer in charge of the State Department for Public Works accepts responsibility for the entity's financial statements, which have been prepared on the Cash Basis Method of Financial Reporting, using appropriate accounting policies in accordance with International Public Sector Accounting Standards (IPSAS). The Accounting Officer is of the opinion that the State Department for Public Works' financial statements give a true and fair view of the state of entity's transactions during the financial year ended June 30, 2020, and of the entity's financial position as at that date. The Accounting Officer in charge of the State Department for Public Works further confirms the completeness of the accounting records maintained for the *entity*, which have been relied upon in the preparation of the entity's financial statements as well as the adequacy of the systems of internal financial control.

The Accounting Officer in charge of the State Department for Public Works confirms that the entity has complied fully with applicable Government Regulations and the terms of external financing covenants (where applicable), and that the entity's funds received during the year under audit were used for the eligible purposes for which they were intended and were properly accounted for. Further the Accounting Officer confirms that the entity's financial statements have been prepared in a form that complies with relevant accounting standards prescribed by the Public Sector Accounting Standards Board of Kenya.

Approval of the financial statements


The State Department for Public Works financial statements were approved and signed by the Accounting Officer on 30th Sept 2020.


Principal Secretary
Name: Maj. Gen. (Rtd) Dr. Gordon O. Kihalangwa, CBS


Assistant Accountant General
Name: Mr. Samuel K. Kung'u
ICPAK Member Number: 8836

REPUBLIC OF KENYA

Telephone: +254-(20) 3214000
E-mail: info@oagkenya.go.ke
Website: www.oagkenya.go.ke



HEADQUARTERS
Anniversary Towers
Monrovia Street
P.O. Box 30084-00100
NAIROBI

REPORT OF THE AUDITOR-GENERAL ON STATE DEPARTMENT FOR PUBLIC WORKS FOR YEAR ENDED 30 JUNE, 2020

REPORT ON THE FINANCIAL STATEMENTS

Qualified Opinion

I have audited the accompanying financial statements of the State Department for Public Works set out on pages 16 to 36, which comprise the statement of assets and liabilities as at 30 June, 2020, statement of receipts and payments, statement of cash flows, summary statement of appropriation-recurrent and development combined for the period then ended, and a summary of significant accounting policies and other explanatory information in accordance with provisions of Article 229 of the Constitution of Kenya and Section 35 of the Public Audit Act, 2015. I have obtained all the information and explanations which, to the best of my knowledge and belief, were necessary for the purpose of the audit.

In my opinion, except for the effect of the matters described in the Basis for Qualified Opinion Section of my report, the financial statements present fairly, in all material respects, the financial position of the State Department for Public Works as at 30 June, 2020, and of its financial performance and its cash flows for the year then ended, in accordance with International Public Sector Accounting Standards (Cash Basis) and comply with the Public Finance Management, Act 2012.

Basis for Qualified Opinion

1. Cash and Cash Equivalents

As disclosed in Note 9A to the financial statements, the statement of assets and liabilities reflects a cash and cash equivalents balance of Kshs.729,336,006 comprised of Kshs.2,259,045, Kshs.30,054,514 and Kshs.697,022,447 under recurrent, development and deposit accounts respectively. However, review of the records in support of the balances revealed various inconsistencies as follows:

1.1. Recurrent Bank Account

The recurrent bank account amount of Kshs.2,259,045 differed with the cash book balance of Kshs.3,120,236 resulting to an unexplained variance of Kshs.681,191. The

balance did not also agree with the trial balances negative amount of Kshs.71,234,209 resulting to an unexplained variance of Kshs.73,493,254.

1.2. Deposit Bank Account

The deposit account balance of Kshs.697,022,447 also differed with the cash book balance of Kshs.14,982,686 resulting to an unexplained variance of Kshs.682,039,761. Further, bank reconciliation statements in support of the balance were not provided for audit verification.

1.3. Cash in Hand

Note 9B to the financial statements reflects a nil cash balance while the trial balance presented in support of the financial statements reflected a balance of Kshs.163,896,334 resulting in an unexplained difference of Kshs.163,896,334.

In the circumstance, it has not been possible to confirm the accuracy and fair statement of the reported cash and cash equivalents balances of Kshs.729,336,006 as at 30 June, 2020.

2. Unresolved Prior Year Audit Matters

Various prior year audit issues remained unresolved as at 30 June, 2020. Management has not provided reasons for the delay in resolving the prior year audit issues. Further, the status of prior year audit issues has not been reflected in the progress on follow up of prior years' auditor's recommendations section of the financial statements as required by the Public Sector Accounting Standards Board.

The audit was conducted in accordance with International Standards of Supreme Audit Institutions (ISSAIs). I am independent of the State Department for Public Works Management in accordance with ISSAI 130 on Code of Ethics. I have fulfilled other ethical responsibilities in accordance with the ISSAI and in accordance with other ethical requirements applicable to performing audits of financial statements in Kenya. I believe that the audit evidence I have obtained is sufficient and appropriate to provide a basis for my qualified audit opinion.

Key Audit Matters

Key audit matters are those matters that, in my professional judgment, are of most significance in the audit of the financial statements. There are no key audit matters to report in the year under review.

Other Matter

Budgetary Control and Performance

The summary statement of appropriation-recurrent and development combined reflects a final receipts budget and actual on comparable basis of Kshs.3,551,055,543

and Kshs.3,382,760,539 respectively resulting to an under-funding of Kshs.168,295,004. Similarly, the statement reflects final expenditure budget and actual on comparable basis of Kshs.4,704,927,605 and Kshs.3,347,327,415 respectively resulting to an under-expenditure of Kshs.1,357,600,190 or 29% of the budget which occurred mainly under transfers to other government units. The State Department may not have implemented all planned activities and this may have negatively impacted on service delivery to the public.

REPORT ON LAWFULNESS AND EFFECTIVENESS IN USE OF PUBLIC RESOURCES

Conclusion

As required by Article 229(6) of the Constitution, based on the audit procedures performed, except for the effects of the matters described in the Basis for Conclusion on Lawfulness and Effectiveness in Use of Public Resources section of my report, I confirm that, nothing else has come to my attention to cause me to believe that public resources have not been applied lawfully and in an effective way.

Basis for Conclusion

1. Construction Projects

A review of sampled projects undertaken by the State Department revealed a number of shortcomings in the projects implementation as follows:

1.1. Completion of Voi Pool Housing Contract

As previously reported, the proposed completion of Voi Pool Housing contract was awarded at a contract sum of Kshs.747,290,699 for a contract period of one hundred and four (104) weeks commencing 1 December, 2012. The estimated completion date of 30 November, 2014 was later revised to 31 December, 2019. However, as at 30 June, 2020 the works progress was at 51.5% indicating that the project was significantly behind schedule. Further, an amount of Kshs.19,479,450 had already been incurred on interest payments due to late settlement of certified works.

1.2. Completion of Lamu Police Station and Management Housing

As reported previously, the proposed completion of Lamu Police Station and Management Housing project was awarded at a contract sum of Kshs.615,848,997, for a duration of seventy-two (72) weeks. The estimated completion date was to be 19 February, 2014 which was later revised to 19 January, 2017. However, the project progress report dated 14 December, 2017 indicated that an amount of Kshs.267,196,753 representing 46% of the contract sum had been certified and that the project was behind schedule. Further, an amount of Kshs.12,952,170 had been incurred on interest on payments due to late settlement of certified works.

Management did not avail any progress reports on the project and it was not possible to ascertain the status of the Project as at 30 June, 2020.

1.3. Proposed Headquarters for Nyandarua County at Ol Kalou

The contract was awarded at a contract sum of Kshs.617,644,564 for a duration of 104 weeks beginning 16 March, 2017 and ending on 23 May, 2019 but was terminated on 25 March, 2019 at a completion stage of 16%. At the time of termination, payments amounting to Kshs.101,623,125 had already been made to the contractor of which Kshs.13,078,306 was for installation of lifts for a structure that had stalled at the foundation level. Further, the contractor had filed claims amounting to Kshs.112,871,385 for idle labor and removal of equipment which Management indicated was under arbitration. As at 30 June, 2020 a total of Kshs.181,625,240 had been paid to the contractor.

1.4. Proposed Completion of Migori District Headquarters

The contract was awarded at a contract sum of Kshs.639,707,128 for a duration of 16 weeks commencing 31 July, 2009 and ending on 27 July, 2011. The total payments as at 30 June, 2020 amounted to Kshs.614,306,179 with completion status of 80% with 315% of time lapsed. The project is significantly behind schedule on its completion.

From the foregoing, the Projects are behind schedule and the likelihood of cost escalations is high. Further, no satisfactory explanations have been provided for the delays in completing the projects. It has therefore, not been possible to confirm whether public resources have been used in an effective manner.

The audit was conducted in accordance with ISSAI 4000. The standard requires that I comply with ethical requirements and plan and perform the audit to obtain assurance about whether the activities, financial transactions and information reflected in the financial statements are in compliance, in all material respects, with the authorities that govern them. I believe that the audit evidence I have obtained is sufficient and appropriate to provide a basis for my conclusion.

REPORT ON EFFECTIVENESS OF INTERNAL CONTROLS, RISK MANAGEMENT AND GOVERNANCE

Conclusion

As required by Section 7(1)(a) of the Public Audit Act, 2015, based on the audit procedures performed, I confirm that, nothing has come to my attention to cause me to believe that internal controls, risk management and overall governance were not effective.

Basis for Conclusion

The audit was conducted in accordance with ISSAI 2315 and ISSAI 2330. The standards require that I plan and perform the audit to obtain assurance about whether

effective processes and systems of internal control, risk management and overall governance were operating effectively, in all material respects. I believe that the audit evidence I have obtained is sufficient and appropriate to provide a basis for my conclusion.

Responsibilities of Management and those Charged with Governance

Management is responsible for the preparation and fair presentation of these financial statements in accordance with International Public Sector Accounting Standards (Cash Basis) and for maintaining effective internal control as Management determines is necessary to enable the preparation of financial statements that are free from material misstatement, whether due to fraud or error and for its assessment of the effectiveness of internal control, risk management and overall governance.

In preparing the financial statements, Management is responsible for assessing the Department's ability to continue to sustain services, disclosing, as applicable, matters related to sustainability of services and using the applicable basis of accounting unless Management is aware of intention to terminate the State Department or to cease operations.

Management is also responsible for the submission of the financial statements to the Auditor-General in accordance with the provisions of Section 47 of the Public Audit Act, 2015.

In addition to the responsibility for the preparation and presentation of the financial statements described above, Management is also responsible for ensuring that the activities, financial transactions and information reflected in the financial statements are in compliance with the authorities which govern them, and that public resources are applied in an effective way.

Those charged with governance are responsible for overseeing the financial reporting process, reviewing the effectiveness of how the Department monitors compliance with relevant legislative and regulatory requirements, ensuring that effective processes and systems are in place to address key roles and responsibilities in relation to overall governance and risk management, and ensuring the adequacy and effectiveness of the control environment.

Auditor-General's Responsibilities for the Audit

The audit objectives are to obtain reasonable assurance about whether the financial statements as a whole are free from material misstatement, whether due to fraud or error, and to issue an auditor's report that includes my opinion in accordance with the provisions of Section 48 of the Public Audit Act, 2015 and submit the audit report in compliance with Article 229(7) of the Constitution. Reasonable assurance is a high level of assurance, but is not a guarantee that an audit conducted in accordance with ISSAIs will always detect a material misstatement and weakness when it exists. Misstatements can arise from fraud or error and are considered material if, individually

or in the aggregate, they could reasonably be expected to influence the economic decisions of users taken on the basis of these financial statements.

In addition to the audit of the financial statements, a compliance audit is planned and performed to express a conclusion about whether, in all material respects, the activities, financial transactions and information reflected in the financial statements are in compliance with the authorities that govern them and that public resources are applied in an effective way, in accordance with the provisions of Article 229(6) of the Constitution and submit the audit report in compliance with Article 229(7) of the Constitution.

Further, in planning and performing the audit of the financial statements and review of compliance, I consider internal control in order to give an assurance on the effectiveness of internal controls, risk management and overall governance processes and systems in accordance with the provisions of Section 7(1)(a) of the Public Audit Act, 2015 and submit the audit report in compliance with Article 229(7) of the Constitution. My consideration of the internal control would not necessarily disclose all matters in the internal control that might be material weaknesses under the ISSAIs. A material weakness is a condition in which the design or operation of one or more of the internal control components does not reduce to a relatively low level the risk that misstatements caused by error or fraud in amounts that would be material in relation to the financial statements being audited may occur and not be detected within a timely period by employees in the normal course of performing their assigned functions.

Because of its inherent limitations, internal control may not prevent or detect misstatements and instances of non-compliance. Also, projections of any evaluation of effectiveness to future periods are subject to the risk that controls may become inadequate because of changes in conditions, or that the degree of compliance with the policies and procedures may deteriorate.

As part of an audit conducted in accordance with ISSAIs, I exercise professional judgement and maintain professional skepticism throughout the audit. I also:

- Identify and assess the risks of material misstatement of the financial statements, whether due to fraud or error, design and perform audit procedures responsive to those risks, and obtain audit evidence that is sufficient and appropriate to provide a basis for my opinion. The risk of not detecting a material misstatement resulting from fraud is higher than for one resulting from error, as fraud may involve collusion, forgery, intentional omissions, misrepresentations, or the override of internal control.
- Evaluate the appropriateness of accounting policies used and the reasonableness of accounting estimates and related disclosures made by the Management.
- Conclude on the appropriateness of the Management's use of the applicable basis of accounting and, based on the audit evidence obtained, whether a material

uncertainty exists related to events or conditions that may cast significant doubt on the State Department's ability to continue to sustain its services. If I conclude that a material uncertainty exists, I am required to draw attention in the auditor's report to the related disclosures in the financial statements or, if such disclosures are inadequate, to modify my opinion. My conclusions are based on the audit evidence obtained up to the date of my audit report. However, future events or conditions may cause the State Department to cease to continue to sustain its services.

- Evaluate the overall presentation, structure and content of the financial statements, including the disclosures, and whether the financial statements represent the underlying transactions and events in a manner that achieves fair presentation.
- Obtain sufficient appropriate audit evidence regarding the financial information and business activities of the State Department to express an opinion on the financial statements.
- Perform such other procedures as I consider necessary in the circumstances.

I communicate with the Management regarding, among other matters, the planned scope and timing of the audit and significant audit findings, including any significant deficiencies in internal control that are identified during the audit.

I also provide Management with a statement that I have complied with relevant ethical requirements regarding independence, and to communicate with them all relationships and other matters that may reasonably be thought to bear on my independence, and where applicable, related safeguards.



Nancy Gathungu
AUDITOR-GENERAL

Nairobi


24 May, 2021


State Department for Public Works
 Reports and Financial Statements
 For the year ended June 30, 2020

STATEMENT OF RECEIPTS AND PAYMENTS

	Note	2019- 2020 Kshs	2018-2019 Kshs
RECEIPTS			
Transfers from National Treasury	1	3,376,792,182	2,465,180,000
Proceeds from Sale of Assets	2	-	21,000
Other Revenues	3	5,968,357	4,405,389
TOTAL REVENUES		3,382,760,539	2,469,606,389
PAYMENTS			
Compensation of Employees	4	734,243,349	478,109,760
Use of goods and services	5	222,156,618	250,334,487
Transfers to Other Government Units	6	1,258,399,999	868,424,500
Social Security Benefits	7	2,399,300	4,372,929
Acquisition of Assets	8	1,130,128,150	864,967,980
TOTAL PAYMENTS		3,347,327,415	2,466,209,655
SURPLUS/DEFICIT		35,433,124	3,396,734

The accounting policies and explanatory notes to these financial statements form an integral part of the financial statements. The entity financial statements were approved on 30th Sept 2020 and signed by:


 Principal Secretary
 Name: Maj. Gen. (Rtd) Dr. Gordon O. Kihalangwa, CBS



 Assistant Accountant General
 Name: Mr. Samuel K. Kung'u
 ICPAK Member Number: 8836


State Department for Public Works
 Reports and Financial Statements
 For the year ended June 30, 2020

STATEMENT OF ASSETS AND LIABILITIES

	Note	2019- 2020 Kshs	2018-2019 Kshs
FINANCIAL ASSETS			
Cash and Cash Equivalents			
Bank Balances	9A	729,336,006	724,927,599
Cash Balances	9B	-	853,398
Total Cash And Cash Equivalents		729,336,006	725,780,997
Accounts Receivables - Outstanding Imprest and Clearance Accounts	10	3,972,963	1,635,500
TOTAL FINANCIAL ASSETS		733,308,969	727,416,497
LESS: FINANCIAL LIABILITIES			
Accounts Payables - Deposits	11	697,022,447	723,237,882
NET FINANCIAL ASSETS		36,286,522	4,178,615
REPRESENTED BY			
Fund balance b/fwd	12	4,178,615	2,727,127
Prior year adjustments	13	(3,325,217)	(1,945,246)
Surplus/Defict for the year		35,433,124	3,396,734
NET FINANCIAL POSSITION		36,286,522	4,178,615

The accounting policies and explanatory notes to these financial statements form an integral part of the financial statements. The entity financial statements were approved on 30th Sept 2020 and signed by:


 Principal Secretary
 Name: Maj. Gen. (Rtd) Dr. Gordon O. Kihalangwa, CBS


 Assistant Accountant General
 Name: Mr. Samuel K. Kung'u
 ICPAK Member Number: 8836


STATEMENT OF CASH FLOWS

	Note	2019- 2020 Kshs	2018-2019 Kshs
CASH FLOW FROM OPERATING ACTIVITIES			
Receipts for operating income			
Transfers from National Treasury	1	3,376,792,182	2,465,180,000
Other Revenues	3	5,968,357	4,405,389
		3,382,760,539	2,469,585,389
Payments for operating expenses			
Compensation of Employees	4	734,243,349	478,109,760
Use of goods and services	5	222,156,618	250,334,487
Transfers to Other Government Units	6	1,258,399,999	868,424,500
Social Security Benefits	7	2,399,300	4,372,929
		2,217,199,266	1,601,241,676
Adjusted for:			
Prior Year Adjustments	13	(2,337,463)	(1,494,660)
Decrease/(Increase) in Accounts receivable: (outstanding imprest)	14	(26,215,435)	94,023,172
Increase/(Decrease) in Accounts Payable: (deposits and retention)	15	(3,325,217)	(1,945,246)
		1,133,683,159	958,926,979


**State Department for Public Works
Reports and Financial Statements
For the year ended June 30, 2020**

CASHFLOW FROM INVESTING ACTIVITIES			
Proceeds from Sale of Assets	2	-	21,000
Acquisition of Assets	8	(1,130,128,150)	(864,967,980)
Net cash flows from Investing Activities		(1,130,128,150)	(864,946,980)
CASHFLOW FROM BORROWING ACTIVITIES			
Net cash flow from financing activities		-	-
NET INCREASE IN CASH AND CASH EQUIVALENT		3,555,009	93,980,000
Cash and cash equivalent at BEGINNING of the year		725,780,997	631,800,997
Cash and cash equivalent at END of the year		729,336,006	725,780,997

The accounting policies and explanatory notes to these financial statements form an integral part of the financial statements. The entity financial statements were approved on 30th Sept 2020 and signed by:


Principal Secretary

Name: Maj. Gen. (Rtd) Dr. Gordon O. Kihalangwa, CBS


Assistant Accountant General
Name: Mr. Samuel K. Kung'u
ICPAK Member Number: 8836

State Department for Public Works
 Reports and Financial Statements
 For the year ended June 30, 2020

SUMMARY STATEMENT OF APPROPRIATION: RECURRENT AND DEVELOPMENT COMBINED

Revenue/Expense Item	Original Budget	Adjustments	Final Budget	Actual on Comparable Basis	Budget Utilisation Difference	% of Utilisation Difference to Final Budget
	a	b	c=a+b	d	e=c-d	f=d/c %
RECEIPTS						
Exchequer releases	3,114,250,000	264,805,543	3,379,055,543	3,376,792,182	2,263,361	100%
Proceeds from Sale of Assets	170,000,000	2,000,000	172,000,000	5,968,357	166,031,643	3%
Total Receipts	3,284,250,000	266,805,543	3,551,055,543	3,382,760,539	168,295,004	95%
Payments						
Compensation of Employees	588,400,000	211,979,893	800,379,893	734,243,349	66,136,544	92%
Use of goods and services	294,529,051	40,872,805	335,401,855	222,156,618	113,245,237	66%
Transfers to Other Government Units	2,399,100,000	13,172,062	2,412,272,062	1,258,399,999	1,153,872,063	52%
Social Security Benefits	1,200,000	1,200,000	2,400,000	2,399,300	700	100%
Acquisition of Assets	1,770,920,950	(616,447,155)	1,154,473,795	1,130,128,150	24,345,646	98%
Grand Total	5,054,150,000	(349,222,395)	4,704,927,605	3,347,327,415	1,357,600,190	71%
Surplus/Deficit	- 1,769,900,000.00	616,027,938.00	- 1,153,872,062.00	35,433,124	(1,189,305,186)	

Notes:


Underutilization of 3% under proceeds from sale of assets was as a result of covid 19 pandemic

Underutilization of 66% of use of goods and services was as a result of failure to execute programmes as planned due to covid 19 pandemic

Underutilization of 52% of transfers to other government entities was as a result of change in the supplementary budget.


The changes between the original and final budget are as a result of Change in the supplementary budget.

The entity financial statements were approved on 30th Sept 2020 and signed by:



Principal Secretary

Name: Maj. Gen. (Rtd) Dr. Gordon O. Kihalangwa, CBS



Assistant Accountant General

Name: Mr. Samuel K. Kung'u

State Department for Public Works
 Reports and Financial Statements
 For the year ended June 30, 2020

ICPAK Member Number: 8836

SUMMARY STATEMENT OF APPROPRIATION: RECURRENT


Revenue/Expense Item	Original Budget	Adjustments	Final Budget	Actual on Comparable Basis	Budget Utilisation Difference	% of Utilisation Difference to Final Budget
	a	b	c=a+b	d	e=d-c	f=d/c %
RECEIPTS						
Exchequer releases	1,179,250,000	982,153,588	2,161,403,588	2,159,140,227	2,263,361	100%
Proceeds from Sale of Assets	2,000,000	2,000,000	4,000,000	5,968,357	(1,968,357)	149%
Total Receipts	1,181,250,000	984,153,588	2,165,403,588	2,165,108,584	295,004	100%
PAYMENTS						
Compensation of Employees	423,300,000	313,300,000	736,600,000	734,243,349	2,356,651	100%
Use of goods and services	126,529,051	40,872,805	167,401,855	152,607,329	14,794,526	91%
Transfers to Other Government Units	629,200,000	629,200,000	1,258,400,000	1,258,399,999	1	100%
Social Security Benefits	1,200,000	1,200,000	2,400,000	2,399,300	700	100%
Acquisition of Assets	1,020,950	(419,217)	601,733	862,500	(260,767)	143%
Grand Total	1,181,250,000	984,153,588	2,165,403,588	2,148,512,477	16,891,111	99%
Surplus/Deficit	-	-	-	16,596,107	(16,596,107)	


Notes

The overutilization on proceeds from sale of assets and Acquisition of assets is due to change in the supplementary budget.

(Explain whether the changes between the original and final budget are as a result of reallocations within the budget or other causes as per IPSAS 1.9.23. The totals of actual on comparable basis under the recurrent and development statement should equal to the total on actual on comparable basis under the Combined Summary Statement of Appropriation.)

The entity financial statements were approved on 30th Sept 2020 and signed by:


 Principal Secretary
 Name: Maj. Gen. (Rtd) Dr. Gordon O. Kihalangwa,


 Assistant Accountant General
 Name: Mr. Samuel K. Kung'u

State Department for Public Works
 Reports and Financial Statements
 For the year ended June 30, 2020

ICPAK Member Number: 8836

SUMMARY STATEMENT OF APPROPRIATION: DEVELOPMENT


Revenue/Expense Item	Original Budget a	Adjustments b	Final Budget c=a+b	Actual on Comparable Basis d	Budget Utilisation Difference e=c-d	% of Utilisation f=d/c %
RECEIPTS						
Exchequer releases	1,935,000,000	(717,348,045)	1,217,651,955	1,217,651,955	-	100%
Proceeds from Sale of Assets	168,000,000	-	168,000,000		168,000,000	0%
Total Receipts	2,103,000,000	(717,348,045)	1,385,651,955	1,217,651,955	168,000,000	88%
Payments						
Use of goods and services	165,100,000	(101,320,107)	63,779,893	69,549,288	(5,769,395)	109%
Transfer to Other government entities	168,000,000	-	168,000,000	-	168,000,000	0%
Acquisition of Assets	1,769,900,000	(616,027,938)	1,153,872,062	1,129,265,650	24,606,413	98%
Grand Total	2,103,000,000	(717,348,045)	1,385,651,955	1,198,814,938	186,837,017	87%
Surplus/Deficit	-	-	-	18,837,017	(18,837,017)	


Notes:

The overutilization on proceeds from sale of assets and Transfers to other government entities is lack of submission of returns.

(Explain whether the changes between the original and final budget are as a result of reallocations within the budget or other causes as per IPSAS 1.9.23. The totals of actual on comparable basis under the recurrent and development statement should equal to the total on actual on comparable basis under the Combined Summary Statement of Appropriation.)

The entity financial statements were approved on 30th Sept 2020 and signed by:


 Principal Secretary
 Name: Maj. Gen. (Rtd) Dr. Gordon O. Kihalangwa, CBS


 Assistant Accountant General
 Name: Mr. Samuel K. Kung'u
 ICPAK Member Number: 8836

**State Department for Public Works
Reports and Financial Statements
For the year ended June 30, 2020**

BUDGET EXECUTION BY PROGRAMMES AND SUB-PROGRAMMES

Program	Sub Program	Description	Approved Budget	Actual Payments	Variance
103000000		Government Buildings	1,430,284,221	1,405,605,448	24,678,773
	103010000	Stalled and new Government buildings	1,430,284,221	1,405,605,448	24,678,773
104000000		Coastline Infrastructure Development and Pedestrian Access	268,183,003	265,840,700	2,342,303
	104010000	Coastline Infrastructure Development	186,975,631	184,633,327	2,342,304
	104020000		81,207,372	81,207,373	-1
106000000		General Administration Planning and Support Services	368,937,385	355,435,864	13,501,521
	106010000	Administration, Planning & Support Services	322,345,343	308,456,778	13,888,565
	106020000	Procurement, Warehousing and Supply	46,592,042	46,979,086	-387,044
218000000		Regulation and Development of Construction Industry	1,483,650,934	1,320,445,403	163,205,531
	218010000		1,411,400,000	1,243,399,999	168,000,001
	218020000		26,078,082	29,371,064	-3,292,982
	218030000		46,172,852	47,674,340	-1,501,488
		Grand Total	3,551,055,543	3,347,327,415	203,728,128

(NB: This statement is a disclosure statement indicating the utilisation in the same format at the Entity's budgets which are programme based. Ensure that this document is completed to enable consolidation by the National Treasury)

SIGNIFICANT ACCOUNTING POLICIES

The principle accounting policies adopted in the preparation of these financial statements are set out below:

1. Statement of Compliance and Basis of Preparation

The financial statements have been prepared in accordance with Cash-basis International Public Sector Accounting Standards (IPSAS) as prescribed by the Public Sector Accounting Standards Board (PSASB) and set out in the accounting policy note below. This cash basis of accounting has been supplemented with accounting for; a) receivables that include imprests and salary advances and b) payables that include deposits and retentions.

The financial statements comply with and conform to the form of presentation prescribed by the PSASB. The accounting policies adopted have been consistently applied to all the years presented.

2. Reporting Entity

The financial statements are for the *State department for public works*. The financial statements encompass the reporting entity as specified under section 81 of the PFM Act 2012 and also comprise of the following development projects implemented by the entity:

3. Reporting Currency

The financial statements are presented in Kenya Shillings (KShs), which is the functional and reporting currency of the Government and all values are rounded to the nearest Kenya Shilling.

4. Significant Accounting Policies

The accounting policies set out in this section have been consistently applied by the Entity for all the years presented.

a) Recognition of Receipts

The Entity recognises all receipts from the various sources when the event occurs and the related cash has actually been received by the Entity.

• Tax Receipts

Tax receipts are recognized in the books of accounts when cash is received. Cash is considered as received when notification of tax remittance is received. (Check if this policy is applicable to entity)

SIGNIFICANT ACCOUNTING POLICIES

• Transfers from the Exchequer

Transfers from the exchequer are recognized in the books of accounts when cash is received. Cash is considered as received when payment instruction is issued to the bank and notified to the receiving entity.

• External Assistance

External assistance is received through grants and loans from multilateral and bilateral development partners.

Grants and loans shall be recognized in the books of accounts when cash is received. Cash is considered as received when a payment advice is received by the recipient entity or by the beneficiary.

In case of grant/loan in kind, such grants are recorded upon receipt of the grant item and upon determination of the value. The date of the transaction is the value date indicated on the payment advice. A similar recognition criteria is applied for loans received in the form of a direct payment.

During the year ended 30th June 2020, there were no instances of non-compliance with terms and conditions which have resulted in cancellation of external assistance loans.

- **Other receipts**

These include Appropriation-in-Aid and relates to receipts such as proceeds from disposal of assets and sale of tender documents. These are recognised in the financial statements the time associated cash is received.

b) Recognition of payments

The Entity recognises all payments when the event occurs, and the related cash has been paid out by the Entity.

- **Compensation of Employees**

Salaries and wages, allowances, statutory contribution for employees are recognized in the period when the compensation is paid.

- **Use of Goods and Services**

Goods and services are recognized as payments in the period when the goods/services are paid for. Such expenses, if not paid during the period where goods/services are consumed, shall be disclosed as pending bills.

- **Interest on Borrowing**

Borrowing costs that include interest are recognized as payment in the period in which they are paid for.

SIGNIFICANT ACCOUNTING POLICIES

- **Repayment of Borrowing (Principal Amount)**

The repayment of principal amount of borrowing is recognized as payment in the period in which the repayment is made.

Acquisition of Fixed Assets

The payment on acquisition of property plant and equipment items is not capitalized. The cost of acquisition and proceeds from disposal of these items are treated as payments and receipts items respectively. Where an asset is acquired in a non-exchange transaction for nil or nominal consideration and the fair value of the asset can be reliably established, a contra transaction is recorded as receipt and as a payment.

A fixed asset register is maintained by each public entity and a summary provided for purposes of consolidation. This summary is disclosed as an annexure to the financial statements.

5. In-kind contributions

In-kind contributions are donations that are made to the Entity in the form of actual goods and/or services rather than in money or cash terms. These donations may include vehicles, equipment or personnel services. Where the financial value received for in-kind contributions can be reliably determined, the Entity includes such value in the statement of receipts and payments both as receipts and as payments in equal and opposite amounts; otherwise, the contribution is not recorded.

6. Third Party Payments

Included in the receipts and payments, are payments made on its behalf to third parties in form of loans and grants. These payments do not constitute cash receipts and payments and are disclosed in the payment to third parties in the statement of receipts and payments as proceeds from foreign borrowings.

7. Cash and Cash Equivalents

Cash and cash equivalents comprise cash on hand and cash at bank, short-term deposits on call and highly liquid investments with an original maturity of three months or less, which are readily convertible to known amounts of cash and are subject to insignificant risk of changes in value. Bank account balances include amounts held at the Central Bank of Kenya and at various commercial banks at the end of the financial year.

Restriction on Cash

Restricted cash represents amounts that are limited/restricted from being used to settle a liability for at least twelve months after the reporting period. This cash is limited for direct use as required by stipulation.

Amounts maintained in deposit bank accounts are restricted for use in refunding third party deposits. As at 30th June 2020, this amounted to Kshs 697,022,447 compared to Kshs 723,237,882 in prior period as indicated on note 11.

There were no other restrictions on cash during the year.

SIGNIFICANT ACCOUNTING POLICIES

8. Accounts Receivable

For the purposes of these financial statements, imprests and advances to authorised public officers and/or institutions which were not surrendered or accounted for at the end of the financial year are treated as receivables. This is in recognition of the government practice where the imprest payments are recognized as payments when fully accounted for by the imprest or AIE holders. This is an enhancement to the cash accounting policy. Other accounts receivables are disclosed in the financial

statements.

9. Accounts Payable

For the purposes of these financial statements, deposits and retentions held on behalf of third parties have been recognized on an accrual basis (as accounts payables). This is in recognition of the government practice of retaining a portion of contracted services and works pending fulfilment of obligations by the contractor and to hold deposits on behalf of third parties. This is an enhancement to the cash accounting policy adopted by National Government Ministries and Agencies. Other liabilities including pending bills are disclosed in the financial statements.

10. Pending Bills

Pending bills consist of unpaid liabilities at the end of the financial year arising from contracted goods or services during the year or in past years. As pending bills do not involve the payment of cash in the reporting period, they recorded as 'memorandum' or 'off-balance' items to provide a sense of the overall net cash position of the Entity at the end of the year. When the pending bills are finally settled, such payments are included in the Statement of Receipts and Payments in the year in which the payments are made.

11. Budget

The budget is developed on a comparable accounting basis (cash basis except for imprest and deposits, which are accounted for on an accrual basis), the same accounts classification basis, and for the same period as the financial statements. The original budget was approved by Parliament on June 2019 for the period 1st July 2019 to 30th June 2020 as required by Law and there were two supplementary adjustments to the original budget during the year.

A comparison of the actual performance against the comparable budget for the financial year under review has been included in the financial statements.

Government Development Projects are budgeted for under the MDAs but receive budgeted funds as transfers and account for them separately. These transfers are recognised as inter-entity transfers.

12. Comparative Figures

Where necessary, comparative figures for the previous financial year have been amended or reconfigured to conform to the required changes in presentation.

SIGNIFICANT ACCOUNTING POLICIES

13. Subsequent Events

There have been no events subsequent to the financial year end with a significant impact on the financial statements for the year ended 30th June 2020.

14. Errors

Material prior period errors shall be corrected retrospectively in the first set of financial statements authorized for issue after their discovery by: i. restating the comparative amounts for prior period(s) presented in which the error occurred; or ii. If the error occurred before the earliest prior period presented, restating the opening balances of assets, liabilities and net assets/equity for the earliest prior period presented.

During the year, errors that have been corrected are disclosed under note 26 explaining the nature and amounts.

15. Related Party Transactions

Related party relationships are a normal feature of commerce. Specific information with regards to related party transactions is included in the disclosure notes.

**State Department for Public Works
Reports and Financial Statements
For the year ended June 30, 2020**

NOTES TO THE FINANCIAL STATEMENTS

1 EXCHEQUER RELEASES

Description	2019- 2020 Kshs	2018-2019 Kshs
Total Exchequer Releases for quarter 1	117,883,792	-
Total Exchequer Releases for quarter 2	1,674,034,773	164,722,200
Total Exchequer Releases for quarter 3	950,486,744	857,924,000
Total Exchequer Releases for quarter 4	634,386,874	1,442,533,800
TOTAL	3,376,792,182	2,465,180,000

2 PROCEEDS FROM SALE OF ASSETS

	2019- 2020 Kshs	2018-2019 Kshs
Receipts from the Sale of Inventories, Stocks and Commodities	-	21,000
TOTAL	-	21,000

3 OTHER REVENUES

	2019- 2020 Kshs	2018-2019 Kshs
Receipts from Administrative Fees and Charges - Collected as AIA	5,940,357	4,405,389
Receipts from Sale of Incidental Goods	28,000	-
TOTAL	5,968,357	4,405,389

4 COMPENSATION OF EMPLOYEES

	2019- 2020 Kshs	2018-2019 Kshs
Basic salaries of permanent employees	485,116,513	287,081,708
Basic wages of temporary employees	5,600,000	7,637,998
Personal allowances paid as part of salary	243,526,836	183,390,055
TOTAL	734,243,349	478,109,760

**State Department for Public Works
Reports and Financial Statements
For the year ended June 30, 2020**

NOTES TO THE FINANCIAL STATEMENTS (Continued)

5 USE OF GOODS AND SERVICES

	2019- 2020 Kshs	2018-2019 Kshs
Utilities, supplies and services	12,276,150	6,382,115
Communication, supplies and services	876,024	4,629,209
Domestic travel and subsistence	16,268,834	23,510,740
Foreign travel and subsistence	2,508,388	3,495,688
Printing, advertising and information supplies & services	695,655	1,585,308
Rentals of produced assets	61,923,922	94,064,006
Training expenses	3,298,665	3,823,728
Hospitality supplies and services	4,955,701	9,610,769
Specialised materials and services	30,252,357	20,610,279
Office and general supplies and services	6,217,845	7,087,575
Other operating expenses	71,241,412	56,049,616
Routine maintenance – vehicles and other transport equipment	2,068,712	3,033,724
Routine maintenance – other assets	3,241,153	5,576,361
Fuel Oil and Lubricants	6,331,801	10,875,368
TOTAL	222,156,618	250,334,487

6 GRANTS AND TRANSFERS TO OTHER GOVERNMENT ENTITIES

Description	2019- 2020 Kshs	2018-2019 Kshs
Transfers to National Government entities (SCOA Codes 2630100, 2630200, 2640400, 2640500, 2649900, 2820100, 2820200, 2820300)	1,258,399,999	868,424,500
TOTAL	1,258,399,999	868,424,500

The above transfers were made to the following self-reporting entities in the year:

Description	2019- 2020 Kshs
Transfers to SAGAs and SCs	-
MINISTRY OF WORKS SPORTS CLUB	15,000,000
NATIONAL CONSTRUCTION AUTHORITY	1,243,399,999
TOTAL	1,258,399,999

We have confirmed these amounts with the recipient entities and attached these confirmations as an Appendix to this financial statement.

NOTES TO THE FINANCIAL STATEMENTS (Continued)

7 SOCIAL SECURITY BENEFITS

	2019- 2020	2018-2019
	Kshs	Kshs
Government pension and retirement benefits	2,399,300	4,372,929
TOTAL	2,399,300	4,372,929

8 ACQUISITION OF ASSETS

	2019- 2020	2018-2019
	Kshs	Kshs
Construction of Buildings	727,921,785	608,255,555
Refurbishment of Buildings	15,509,973	33,127,335
Construction and Civil Works	150,153,188	199,014,520
Purchase of Household Furniture and Institutional Equipment	56,000	266,050
Purchase of Office Furniture and General Equipment	-	247,825
Purchase of Specialised Plant, Equipment and Machinery	-	215,860
Research, Studies, Project Preparation, Design & Supervision	236,487,204	23,840,835
TOTAL	1,130,128,150	864,967,980

9A: Bank Accounts

Name of Bank, Account No. & currency	Amount in bank account currency	Indicate whether recurrent, Development, deposit e.t.c	Exc rate (if in foreign currency)	2019- 2020	2018-2019
				Kshs	Kshs
Central Bank of Kenya, 87038023,KShs	ksh	Reccurent	-	2,259,045	1,508,035
Central Bank of Kenya, 87056980,KShs	ksh	Development	-	30,054,514	181,682
Central Bank of Kenya, 87134823,KShs	ksh	Deposit	-	697,022,447	723,237,882
Total	-			729,336,006	724,927,599

9B: CASH IN HAND

	2019- 2020	2018-2019
	Kshs	Kshs
Cash in Hand – Held in domestic currency	-	853,398
TOTAL	-	853,398

Cash in hand should also be analysed as follows:

	2019- 2020	2018-2019
	Kshs	Kshs
	-	853,398
TOTAL	-	853,398

**State Department for Public Works
Reports and Financial Statements
For the year ended June 30, 2020**

NOTES TO THE FINANCIAL STATEMENTS (Continued)

10: ACCOUNTS RECEIVABLE - OUTSTANDING IMPRESTS

<i>Description</i>	2019- 2020 Kshs	2018-2019 Kshs
Government Imprests	3,972,963	1,635,500
TOTAL	3,972,963	1,635,500

11. ACCOUNTS PAYABLE

	2019- 2020 Kshs	2018-2019 Kshs
Retentions	692,606,981	685,319,882
Other Deposits	4,415,466	37,918,000
TOTAL	697,022,447	723,237,882

12. FUND BALANCE BROUGHT FORWARD

	2019- 2020 Kshs	2018-2019 Kshs
Bank accounts	724,927,599	631,760,683
Cash in hand	853,398	40,314
Receivables - Outstanding Imprests	1,635,500	140,840
Payables - Deposits	(723,237,882)	(629,214,710)
TOTAL	4,178,615	2,727,127

13. PRIOR YEAR ADJUSTMENTS

Description of the error	Balance b/f FY 2018/2019 as per Financial statements Kshs	Adjustments Kshs	Adjusted Balance b/f FY 2018/2019 Kshs
Bank account Balances	724,927,599	(1,689,717)	723,237,882
Cash in hand	853,398	-	853,398
Accounts Payables	(723,237,882)	-	(723,237,882)
Receivables	1,635,500	(1,635,500)	-
	4,178,615	(3,325,217)	853,398

Prior year adjustments relate to swept bank balances to the exchequer and previous years imprests surrendered in the current year, this results in the reduction of the fund balance brought forward.

**State Department for Public Works
Reports and Financial Statements
For the year ended June 30, 2020**

14 .CHANGES IN RECEIVABLE

Description of the error	2019 - 2020	2018 - 2019
	KShs	KShs
Outstanding Imprest as at 1 st July 2019 (A)	1,635,000.00	-
Imprest issued during the year (B)	134,504,642.00	-
Imprest surrendered during the Year (C)	132,167,179.00	-
Net changes in account receivables D= A+B-C	3,972,963.00	-

15. CHANGES IN ACCOUNTS PAYABLE – DEPOSITS AND RETENTIONS

Description of the error	2019 - 2020	2018 - 2019
	KShs	KShs
Deposit and Retentions as at 1 st July 2019 (A)	723,237,881.90	-
Deposit and Retentions held during the year (B)	230,153,941.20	-
Deposit and Retentions paid during the Year (C)	256,369,375.75	-
Net changes in account payables D= A+B-C	697,022,447.35	-



16. RELATED PARTY DISCLOSURES

Related party disclosure is encouraged under non-mandatory section of the Cash Basis IPSAS.

The following comprise of related parties to the state department for public works

- Key management personnel that include the Cabinet Secretaries and Accounting Officers
- Other Ministries Departments and Agencies and Development Projects;
- County Governments; and
- State Corporations and Semi-Autonomous Government Agencies.

Related party transactions:

	2019- 2020 Kshs	2018-2019 Kshs
Transfers to other State Corporations and Semi-Autonomous Government Agencies	1,258,399,999	868,424,500
Transfers from other Ministries Departments and Agencies	3,376,792,182	2,465,180,000

**State Department for Public Works
Reports and Financial Statements
For the year ended June 30, 2020**

17. OTHER IMPORTANT DISCLOSURES

17.1: PENDING ACCOUNTS PAYABLE (See Annex 1)

	Balance b/f FY 2018/2019	Additions for the period	Paid during the year	Balance c/f FY 2019/2020
Description	Kshs	Kshs	Kshs	Kshs
Construction of buildings				
Construction of civil works				
Supply of goods				
Supply of services				
Total				

17.2: OTHER PENDING PAYABLES (See Annex 2)

	2019- 2020 Kshs	2018-2019 Kshs
Amounts due to Entity entities	697,022,447	723,237,882
TOTAL	697,022,447	723,237,882


17.3 External Assistance


No External assistance relating loans and grants for the year 2019/2020

18. PROGRESS ON FOLLOW UP OF PRIOR YEARS AUDITOR’S RECOMMENDATIONS

The following is the summary of issues raised by the external auditor, and management comments that were provided to the auditor. We have nominated focal persons to resolve the various issues as shown below with the associated time frame within which we expect the issues to be resolved.

Reference No. on the external audit Report	Issue / Observations from Auditor	Management comments	Focal Point person to resolve the issue (Name and designation)	Status: (Resolved / Not Resolved)	Timeframe : (Put a date when you expect the issue to be resolved)


 Principal Secretary
 Name: Maj. Gen. (Rtd) Dr. Gordon O. Kihalangwa, CBS


 Assistant Accountant General
 Name: Mr. Samuel K. Kung'u
 ICPAK Member Number: 8836

**State Department for Public Works
Reports and Financial Statements
For the year ended June 30, 2020**

ANNEX 1 - ANALYSIS OF PENDING ACCOUNTS PAYABLE-Attached

**State Department for Public Works
Reports and Financial Statements
For the year ended June 30, 2020**

ANNEX 2 - ANALYSIS OF PENDING STAFF PAYABLES-None

**State Department for Public Works
Reports and Financial Statements
For the year ended June 30, 2020**

ANNEX 3 - ANALYSIS OF OTHER PENDING PAYABLES-Attached

**State Department for Public Works
Reports and Financial Statements
For the year ended June 30, 2020**

ANNEX 4 – SUMMARY OF FIXED ASSET REGISTER

Asset class	Historical Cost b/f (Kshs)	Additions during the year (Kshs)	Disposals during the year (Kshs)	Historical Cost c/f (Kshs)
Buildings and structures	864,238,245	1,130,072,150	-	1,994,310,394
Office equipment, furniture and fittings	513,875	56,000	-	569,875
Other Machinery and Equipment	215,860		-	215,860
Total	864,967,980	1,130,128,150	-	1,995,096,129

ANNEX 5 – LIST OF PROJECTS IMPLEMENTED BY THE STATE DEPARTMENT FOR PUBLIC WORKS-NONE

**State Department for Public Works
Reports and Financial Statements
For the year ended June 30, 2020**

ANNEX 6 – LIST OF SCs, SAGAs AND PUBLIC FUNDS UNDER THE STATE DEPARTMENT FOR PUBLIC WORKS-

Description	2019- 2020 Kshs
Transfers to SAGAs and SCs	-
MINISTRY OF WORKS SPORTS CLUB	15,000,000
NATIONAL CONSTRUCTION AUTHORITY	1,243,399,999
TOTAL	1,258,399,999

ANNEX 7 – CONTINGENT LIABILITIES REGISTER-NONE

ANNEX 8- REPORTS GENERATED FROM IFMIS

The following financial Reports Generated from IFMIS should be generated and attached as appendices to these financial statements.

- i. GOK IFMIS Comparison Trial Balance
- ii. FO30 (Bank reconciliations) for all bank accounts
- iii. GOK IFMIS Receipts and Payments Statement
- iv. GOK IFMIS Statement of Financial Position
- v. GOK IFMIS Statement of Cash Flows
- vi. GOK IFMIS Notes to the Financial Statements
- vii. GOK IFMIS Statement of Budget Execution
- viii. GOK IFMIS Statement of Deposits
- ix. GOK IFMIS Budget Execution by Programme and Economic Classification
- x. GOK IFMIS Budget Execution by Heads and Programmes
- xi. GOK IFMIS Budget Execution by Programmes and Sub-programmes

29-06-2020

Changes in Accounts Payable-Deposits and Retention 2019-2020

2018-2019

Deposits and Retentions as at 1st July 2019 (A)	723,237,881.90
Deposits and Retentions held during the year (B)	230,153,941.20
Deposits and Retentions paid during the year(C)	256,369,375.75
Net Changes in accounts receivables (D=A+B-C)	697,022,447.35

Ministry of Transport, Infrastructure, Housing & Urban Development

State Department for Public Works

Retention Money & other Deposits on Various Contracts as at 30th June 2020

S/No.	Date	MR No.	Payee	Amount
1	12-Jun-12	A9926552	Associated Constructions Co(K) Ltd	1,844,826.00
2	17-Dec-12	C1268158	Associated Constructions Co(K) Ltd	1,772,421.00
3	27-Nov-12	C0649180	Associated Constructions Co(K) Ltd	2,093,537.00
4	29//6/12	A9926574	Associated Constructions Co(K) Ltd	130,066.50
5	29-Jun-12	A9926577	Associated Constructions Co(K) Ltd	928,354.60
6	29-Jun-12	A9926575	Associated Constructions Co(K) Ltd	829,613.90
7	28-Mar-12	A9204620	Associated Constructions Co(K) Ltd	1,520,088.00
8	27-Feb-12	A8801846	Associated Constructions Co(K) Ltd	1,957,700.80
9	27-Feb-12	C1640514	Associated Constructions Co(K) Ltd	2,838,372.00
10	29-Nov-11	A8276817	Associated Constructions Co(K) Ltd	1,481,933.50
11	24-Apr-17	C9985521	Associated Constructions Co(K) Ltd	2,394,324.70
12	10-Mar-17	C9985508	Associated Constructions Co(K) Ltd	1,491,342.20
13	17-Jan-17	C9902079	Associated Constructions Co(K) Ltd	1,338,039.50
14	4-Dec-15	C6654001	Associated Constructions Co(K) Ltd	655,832.35
15	21-Jun-16	C6554019	Associated Constructions Co(K) Ltd	1,608,857.30
16	25-Sep-14	C2839950	Associated Constructions Co(K) Ltd	1,660,746.00
17	19-Jan-18	B2571531	Associated Constructions Co(K) Ltd	288,670.40
18	19-Jan-18	B2571532	Associated Constructions Co(K) Ltd	420,372.85
19	18-May-18	B2571608	Associated Constructions Co(K) Ltd	2,456,018.30
20	29-Sep-00	B0068786	Aqua Plumbing (Balance on PV No.02218)	252,755.00
21	28-Nov-12	C0649189	Aqua Plumbing	1,530.00
22	30-Jun-11	B1952433	Aqua Bill Contractor	134,900.00
23	17-Nov-17	B2571520	Acheli Material Building	314,530.45
24	23-Aug-12	A9927163	Acheli Material Building	2,015,610.00
25	29-Nov-11	A8276828	Acheli Material Building	1,233,941.50
26	17-Jan-14	C4642018	Acheli Material Building	489,150.00
27	29-Aug-11	A8123556	Acheli Material Building	51,618.85
28	30-Jun-17	B2571511	Ants Electrical Contractor & Engineering Ltd	50,969.20
29	30-Jun-17	B2571513	Axis Engineering Services Ltd	6,166.00
30	17-Jan-14	C4642017	Anthopi Mechanical Engineering Services	2,373.40
31	29-Nov-11	A8276830	Anthopi Mechanical Engineering Services	295,509.00
32	17-Dec-12	C1268180	Amiran Communication Ltd	12,060.00
33	24-Feb-11	B0853999	Amiran Communication Ltd	86,202.80
34	30-Jun-16	C6654023	Africom& Data Solutions	150,066.25
35	30-Jun-16	C9902002	Amma Contractor	144,542.95
36	27-Apr-17	C9985522	Amma Contractor	144,542.90
37	3-Aug-17	B2571516	Alwex Electrical Service	97,085.00
38	30-Jun-16	C9902060	Bomco building Contractors	4,798,065.40
40	29-Dec-12	C6242227	Bomco building Contractors Bal on PV No.000339	198,176.60
41	17-Jan-14	C4642025	Bomco building Contractors Bal on PV No.	148,009.50
43	2-Oct-12	A9927035	Bomco building Contractors Bal on PV No.00937	870,204.50
44	27-Oct-00	B0570911	Bomco building Contractors	2,200,148.50
45	30-Jun-11	B1952420	Berlin Equipment Ltd	200,000.00
46	30-Jun-11	B1952421	Berlin Equipment Ltd	889,658.30
47	30-Jun-11	B1952411	Berlin Equipment Ltd	300,000.00
48	29-Dec-14	C6242235	Bellion H/ware Building Contractors	349,694.20
49	20-Jun-14	C2993799	Bellion H/ware Building Contractors	400,000.00
50	30-Jun-11	B1952423	Bowmans Enterprise Ltd	200,000.00
51	19-Jan-18	B2571530	Bowmans Enterprise Ltd	78,000.00

53	29-Jun-19	B2571618	Bowmans Enterprise Ltd	39,000.00
55	29-Jun-19	B2571649	Bowmans Enterprise Ltd	39,000.00
57	10-Mar-17	C9985505	Bewa wholesales	248,300.00
58	9-Dec-16	C9902469	Bewa wholesales	248,300.00
59	29-Dec-19	C6242225	Build more Construction Co.Ltd	186,771.50
60	17-Dec-19	C1268169	Build more Construction Co.Ltd	2,734,035.30
61	30-Jun-17	B2571504	Blue Valley Enterprises	175,000.00
62	27-Apr-17	C9985523	Blue Valley Enterprises	274,993.00
63	30-Jun-16	C9902065	Barco Building Construction	148,009.50
64	30-Jun-11	B1952434	Basco products Limited	2,520,947.00
65	23-Aug-10	A2797780	Birdi Civil Engineers Ltd bal on pv no.004299 of 19-4-2011	634,063.05
66	14-Aug-06	6689371	Birdi Civil Engineers Ltd bal	191,554.40
67	19-Jul-07	8566911	Birdi Civil Engineers Ltd bal	76,498.15
68	2-Oct-12	A9927044	Bi-Mach Engineers LTD	30,715.00
69	29-Dec-14	C6242230	Bema Drillers & construction	75,000.00
70	12-Jun-12	A9204649	Baraka Electrical & Hardware Agencies	10,065.00
71	17-Dec-12	C1268160	Biselex kenya Ltd	192,007.00
72	17-Jan-14	C4642012	China Jiangxi international (K) Ltd	248,999.00
73	17-Jan-14	C4642040	China Jiangxi international (K) Ltd	2,806,803.60
74	17-Jan-14	C4642029	China Jiangxi international (K) Ltd	7,978,979.70
75	17-Jan-14	C4642023	China Jiangxi international (K) Ltd	1,996,115.10
76	10-Mar-15	C6654112	China Jiangxi international (K) Ltd	6,754,605.90
77	29-Dec-14	C6242217	China Jiangxi international (K) Ltd	2,819,957.60
78	25-Sep-14	C6242208	China Jiangxi international (K) Ltd	2,345,337.70
79	29-Dec-14	C6242232	China Jiangxi international (K) Ltd	4,935,603.10
80	9-Dec-16	C9902452	China Jiangxi international (K) Ltd	2,771,300.30
81	9-Dec-16	C9902458	China Jiangxi international (K) Ltd	3,394,968.80
82	9-Dec-16	C9902459	China Jiangxi international (K) Ltd	5,107,445.80
83	9-Dec-16	C9902457	China Jiangxi international (K) Ltd	2,336,932.30
84	9-Dec-16	C9902455	China Jiangxi international (K) Ltd	1,334,633.40
85	5-Jan-17	C9902078	China Jiangxi international (K) Ltd	529,931.00
86	22-Nov-17	C2571522	China Jiangxi international (K) Ltd	1,307,987.40
87	8-Feb-13	C1640515	China Jiangxi international (K) Ltd	1,239,405.00
88	20-Mar-18	B2571546	China Jiangxi international (K) Ltd	1,141,017.40
89	17/01/14	C4642033	Jiangxi International (K)Ltd	4,742,238.45
90	23-Aug-12	A9927158	Concordia Building & Civil Eng. Co.Ltd	1,004,523.00
91	23-Aug-12	A9927159	Concordia Building & Civil Eng. Co.Ltd	2,042,993.00
92	17-Dec-12	C1268181	Car and General (K) Ltd	45,820.00
93	9-Feb-09	C2204135	Capital Construction	1,589,960.45
94	10-Oct-11	C0853277	Central Electrical International	1,611,504.10
95	13-Sep-10	B0068773	Central Electrical International Bance on PV No. 857	279,646.00
96	7-Sep-10	B0068762	Castle Engineering Construction Ltd	288,768.60
97	29-May-17	C9985533	Choice Fronties Ltd	230,239.70
98	30-Jun-16	C9902016	Choice Fronties Ltd	476,609.65
99	30-Jun-11	B1952404	Chael General Agencies	169,001.15
103	18-Nov-08	A2204113	Dimken (K) Limited	608,634.05
104	16-Oct-08	A2204025	Dimken (K) Limited	44,603.20
105	3-Dec-07	9377996	Dimken (K) Limited	6,551,256.90
106	30-Jan-08	9385164	Dimken (K) Limited	1,392,864.70
107	16-Jun-11	B1950990	Dimken (K) Limited	62,510,660.45
108	27-Jul-07	8566923	Dimken (K) Limited bal on pv no.000344	100,691.20
109	28-Nov-12	C0649198	Donwoods Company Ltd	1,090,697.70
110	7-Sep-10	B0068770	Donwoods Company Ltd bal on pv no.005806	212,337.30

111	30-Jun-11	B1952428	Donwoods Company Ltd	251,823.30
112	30/6/11	B1952432	Donwoods Co.Ltd	668,384.60
113	29/12/14	C6242238	Diadem Ltd	513,127.70
114	29/12/14	C6242215	Diadem Ltd	699,343.95
115	30/06/16	C9902046	Diadem Ltd	705,343.90
116	30/06/16	C9902021	Diadem Ltd	163,236.25
117	1-Jul-16	C6242248	Dowana Agencies Ltd	265,083.25
118	30/6/16	C9902053	Dantax Enterprise	245,503.80
119	10-Feb-12	A9927024	Electrocom Power International Ltd	339,865.00
120	10-Feb-12	A9927042	Electrocom Power International Ltd	270,808.00
121	21/12/11	A8801804	Electrocom Power International Ltd	497,500.00
122	21/12/11	A8276846	Electrocom Power International Ltd	638,982.50
123	29/9/11	A8123587	Electrocom Power International Ltd	194,300.00
124	16/10/12	C0649157	Eltad Technical Services	62,320.20
125	28/11/12	C0649191	Eltad Technical Services	6,961.00
126	9-Jul-10	B0068753	Eltad Technical Services	62,320.20
127	5-Nov-11	B1950970	Eltad Technical Services bal on pv no.02218	5,244.75
128	12-Apr-15	C6654135	Evatika Construction Ltd	541,643.00
129	30/06/16	C9902039	Evatika Construction Ltd	221,517.10
130	30/06/16	C9902059	Evatika Construction Ltd	340,000.00
131	19/1/18	B2571526	Evatika Construction Ltd	30,000.00
132	20-Mar-18	B2571602	Evatika Construction Ltd	15,000.00
133	29-Jun-18	B2571613	Evatika Construction Ltd	15,000.00
134	23/8/12	A9927174	Electrowatts Ltd	1,110,801.00
135	23/8/12	A9927172	Electrowatts Ltd	412,641.00
136	31/12/10	B0570944	Electrowatts Ltd	287,511.30
137	21/12/11	A8276848	Electrowatts Ltd	970,707.50
138	2-Jan-10	A4952509	Electrowatts Ltd bal on pv no.3485/0896	173,481.80
139	30/6/16	C9902040	Everfortunes Co. Ltd	132,000.00
140	16/10/12	C0649159	Equator Electrical Engineering	78,704.50
141	16/10/12	C0649160	Equator Electrical Engineering	11,209.50
142	12-Sep-16	C9902467	Fabric Construction Ltd	223,372.10
143	29/5/17	C9985535	Fabric Construction Ltd	223,372.10
144	6-Oct-14	C2993791	Fabric Construction Ltd	113,129.95
145	30/6/16	C9902068	Fabric Construction Ltd	500,796.30
146	30/6/16	C9902038	Fabric Construction Ltd	164,758.80
147	30/6/11	B1952410	Foba Building Co	100,000.00
148	29/12/14	C6242220	Gesure Building Contractors	482,108.50
149	21/6/16	C6654015	Gesure Building Contractors	174,241.30
150	30/6/16	C9902064	Gesure Building Contractors	482,108.00
151	23/8/12	C9927164	Glama Electrical & Mechanical Co.Ltd	197,355.00
152	27/11/12	C0649185	Glama Electrical & Mechanical Co.Ltd	162,760.00
153	25/01/12	A8801821	Glama Electrical & Mechanical Co.Ltd	195,908.00
154	31/12/10	B0853266	Glama Electrical & Mechanical Co.Ltd	690,471.50
155	9-Jul-10	B0068758	Glama Electrical & Mechanical Co.Ltd	400,000.00
156	5-Nov-11	B1950968	Glama Electrical & Mechanical Co.Ltd	808,793.50
157	29/9/11	A8123576	Glama Electrical & Mechanical Co.Ltd	148,712.50
158	16/5/17	C9985529	Glama Electrical & Mechanical Co.Ltd	523,000.40
159	17/01/14	C4642022	Glama Electrical & Mechanical Co.Ltd	1,042,500.00
160	17/01/14	C4642020	Glama Electrical & Mechanical Co.Ltd	113,734.60
161	17/01/14	C4642004	Glama Electrical & Mechanical Co.Ltd	134,559.20
162	29/12/14	C6242216	Glama Electrical & Mechanical Co.Ltd	296,420.00
163	30/06/16	C9902045	Glama Electrical & Mechanical Co.Ltd	290,420.00

164	30/06/16	C9902035	Glama Electrical & Mechanical Co.Ltd	419,860.70
165	28/1/13	C1268194	Glama Electrical & Mechanical Co.Ltd	435,469.00
166	30/06/16	C9902042	Gesisi Enterprises and General Supplier	512,463.20
167	30/12/11	A8801815	Gracan Construction Ltd	45,807.20
168	31/10/08	A2204041	Geolea Enterprise	51,841.90
169	1-Jul-15	C6242250	Global Woods Hardware Ltd bal on pv no.00994	84,635.90
170	30/6/16	C9902043	Getare Gets Joiats Supplies	525,902.70
171	21-Mar-18	B2571603	Gibmec Limited	151,752.20
172	29/5/17	C9985536	High point Agencies	2,000,729.40
173	30/6/17	B2571502	High point Agencies	837,468.60
174	17/11/17	B2571521	High point Agencies	1,361,249.90
175	20-Mar-18	B2571545	High point Agencies	1,298,707.95
176	27-Apr-18	B2571607	High point Agencies	268,961.85
177	23/8/12	A9927176	Hyperteck Electrical Services Ltd	14,557.00
178	29/9/11	A8123574	Hyperteck Electrical Services Ltd	3,226.00
179	14/06/11	B1950985	Hyperteck Electrical Services Ltd	92,298.70
180	30/6/16	C9902024	Hyperteck Electrical Services Ltd	460,956.50
181	23/8/12	A9927162	Jiku Builders Ltd	1,611,378.00
182	27/11/12	C0649181	Jiku Builders Ltd	1,892,620.00
183	24/06/11	B1950998	Jiku Builders Ltd	3,140,796.10
184	29/9/11	A8123595	Jiku Builders Ltd	1,833,217.20
185	29/11/11	A8276827	Jiku Builders Ltd	3,364,314.00
186	28/11/12	C0649199	Jumba Engineering Services	107,103.40
187	25/8/10	A2797790	Jumba Engineering Services bal on pv no.005806-28-3-2012	212,067.55
188	12-Apr-15	C6654149	Judson Contractors	1,183,900.00
189	30/6/16	C9902041	Judson Contractors	318,956.00
190	22-Jun-18	B2571609	Judson Contractors	122,812.50
191	29-Jun-18	B2571616	Judson Contractors	33,882.50
192	6-Dec-12	A9204650	Josswa Plumber &General Contractor	57.50
193	23-Mar-18	B2571605	Josswa Plumber &General Contractor	105,054.00
194	22/2/12	A9204606	Jyan Construction Services Ltd	400,000.00
195	30/6/16	C9902033	K&M Archplans	1,985,745.75
196	29/12/14	C6242218	Konoin Civil Engineering & Const.Ltd	1,025,322.60
197	3-Oct-15	C6654114	Konoin Civil Engineering & Const.Ltd	744,821.20
198	6-Oct-14	C2993790	Kadon Building &Construction Eng co.LTD	494,982.90
199	30/6/16	C9902026	Karura Engineering	674,932.50
200	29/12/14	C6242228	Karura Engineering	316,326.50
201	8-Mar-17	B2571515	Kiango General Supplies	26,819.20
202	17/01/14	C4642016	Kajuju Contractor	250,000.00
203	10/3/2015	C6654115	Kivcon Eng & Const .Ltd	1,739,898.85
204	29/12/14	C6242242	Kivcon Eng & Const .Ltd	1,000,000.00
205	19/1/18	B2571528	Kivcon Eng & Const .Ltd	102,125.00
206	20-Mar-18	B2571544	Kivcon Eng & Const .Ltd	51,062.50
207	29-Jun-18	B2571615	Kivcon Eng & Const .Ltd	51,062.50
208	25/7/07	8566918	Kitek (7) Limited	472,190.20
209	26/3/09	A2212464	Kitek (7) Limited	32,921.80
210	9/6/2010	A2797757	Kitek (7) Limited	393,297.25
211	11/6/2006	6695722	Kitek (7) Limited	753,415.60
212	9-Jan-07	6696821	Kitek (7) Limited	651,535.80
213	23-Aug-12	A9927168	Landmark Holdings Ltd.	16,184,646.00
214	17-Dec-12	C1268173	Landmark Holdings Ltd.	14,820,096.00
215	26-Aug-11	B1951930	Landmark Holdings Ltd.	5,982,841.80
216	17-Dec-12	C1268178	Landmark Holdings Ltd.bal pv no	5,700,839.10

217	29-Nov-11	A8276821	Landmark Holdings Ltd.	4,606,498.00
218	26-Aug-11	B1951931	Landmark Holdings Ltd.	5,550,226.40
219	21-Dec-11	A8801803	Landmark Holdings Ltd.	14,592,401.00
220	5-Apr-06	4362479	Lekha Trading Co. Ltd.	95,541.00
221	20-May-09	A2212483	Lekha Trading Co. Ltd.	78,642.20
222	17-Jan-14	C4642034	Lekha Trading Co. Ltd.	85,324.55
223	29-Dec-14	C6242222	Lamin Works	269,875.00
224	16-May-17	C9985528	Mulji Derraj J. Brothers Ltd.	325,013.60
225	9-Dec-16	C9902473	Mulji Derraj J. Brothers Ltd.	325,013.70
226	30-Jun-16	C9902049	Mulji Derraj J. Brothers Ltd.	2,951,752.30
227	30-Jun-16	C9902028	Mulji Derraj J. Brothers Ltd.	2,331,242.70
228	24-Jul-13	C2839927	Mulji Derraj J. Brothers Ltd.	3,415,014.30
229	13-Dec-16	C9902475	Mulji Derraj J. Brothers Ltd.	881,729.00
230	17-Dec-12	C1268172	Mulji Derraj J. Brothers Ltd.	3,490,168.00
231	2-Oct-12	A9927036	Mulji Derraj J. Brothers Ltd.	3,088,685.00
232	17-Jan-14	C4642037	Mulji Derraj J. Brothers Ltd.	2,019,328.10
233	17-Jan-14	C4642005	Mulji Derraj J. Brothers Ltd.	2,817,193.10
234	25-Sep-14	C6242207	Mulji Derraj J. Brothers Ltd.	1,232,751.00
235	25-Sep-14	C6242205	Mulji Derraj J. Brothers Ltd.	1,928,121.00
236	30-Jun-16	C9902037	Mulji Derraj J. Brothers Ltd.	2,274,745.70
237	28-Mar-13	C1640528	Mulji Derraj J. Brothers Ltd.	2,440,793.00
238	28-Mar-13	C1640525	Mulji Derraj J. Brothers Ltd.	6,146,932.00
239	10-Mar-17	C9985506	Matanya Undugu Builders Const.	118,315.30
240	9-Dec-16	C9902462	Matanya Undugu Builders Const.	118,315.40
241	10-Jun-14	C2993795	Matanya Undugu Builders Const.	631,551.30
242	10-Jun-14	C2993793	Matanya Undugu Builders Const.	110,800.00
243	29-Dec-14	C6242231	Matanya Undugu Builders Const.	259,714.60
244	30-Jun-16	C9902020	Matanya Undugu Builders Const.	212,377.70
245	30-Jun-16	C9902067	Matanya Undugu Builders Const.	174,727.50
247	30-Jun-16	C6654024	Microwet Power Systems Ltd	368,138.50
248	30-Jun-16	C9902003	Microwet Power Systems Ltd	366,800.15
249	20-May-09	A2212484	Meska General Contractors	701,845.90
250	24-Jun-11	B1950995	Muga Electrical Contractors	164,982.40
251	23-Aug-12	A9927157	Muga Electrical Contractors	306,386.00
252	9-Aug-16	C6654041	Modern Precast K. Ltd.	1,952,570.05
253	30-Jun-16	C9902029	Modern Precast K. Ltd.	1,557,245.60
254	12-Jun-09	A3387602	Micro-City Computers Ltd. Bal on pv	541,831.55
255	31-Dec-10	B0853253	Mantrac limited bal on pv no.000191 11-9-2012	1,122,663.75
256	28-Nov-12	C0649188	Milicons Ltd.	379,608.00
257	30-Jun-11	B1952418	Mijuto Investment & Renovations	100,000.00
258	9-Dec-16	C9902463	Masscon Enterprise	182,803.40
259	6-Jun-17	C9985537	Masscon Enterprise	182,803.40
260	30-Jun-16	C9902062	Mutahi Engineering Services	22,687.00
261	28-Jun-13	C2839912	Musau Building Construction	472,497.00
266	31-Dec-10	B0853254	N.K.Brothers	2,185,601.90
267	10-Dec-09	A4125647	N.K.Brothers	1,921,527.75
268	21-Dec-11	A8801805	N.K.Brothers	1,863,545.50
269	21-Dec-11	A8276845	N.K.Brothers	3,703,882.50
270	29-Sep-11	A8123586	N.K.Brothers	2,081,558.10
271	30-Jun-17	C9985545	N.K.Brothers	1,085,127.00
272	6-Feb-18	B2571536	N.K.Brothers	1,877,353.10
273	23-Aug-12	A9927188	Nginu Power Eng	398,700.00
274	29-Dec-14	C6242243	Nginu Power Eng	100,000.00

275	30-Jun-17	B2571512	Nginu Power Eng	96,809.20
276	17-Jan-17	C9902081	Nginu Power Eng	400,347.20
277	30-Jun-17	B2571507	Nginu Power Eng	39,594.70
278	12-Jun-09	A3387608	Njarie Agencies	168,506.20
279	9-Feb-09	A2204134	Njare Agencies	176,001.00
280	30-Jun-16	C9902048	Nile Electrical Services	89,753.25
281	29-May-17	C9985534	North Gate Investments Ltd.	187,927.80
282	10-Mar-15	C6654116	Norlands Engineering Ltd	24,080.00
284	25-Aug-10	A2797791	Ongata Works Ltd bal on pv no004138 8-11-11	299,297.40
285	29-Mar-12	A9204623	Ongata Works	1,261,520.00
286	17-Jan-17	C9902080	Pong Agencies	311,391.10
287	30-Jun-17	B2571509	Plumbing Systems Ltd.	187,513.40
288	30-Jun-17	B2571510	Pong Agencies	50,549.80
289	30-Jun-17	B2571506	Pong Agencies	30,796.90
290	14-Dec-15	C6654010	Pong Agencies	55,584.00
291	27-Apr-17	C9985524	Peali Building Contractors Ltd.	57,284.20
292	30-Jun-16	C6654032	Peali Building Contractors Ltd.	242,400.55
293	4-Dec-15	C6654150	Philafe Engineering Ltd	352,078.80
294	28-Nov-12	C0649195	Pro Av East Africa Ltd.	323,277.00
296	29-Dec-14	C6242224	Pacificon Investments	246,319.00
297	30-Jun-11	B1952406	Queen Zekira Agency	190,002.70
298	16-Oct-08	A2204010	Rehebeam Agencies	90,968.50
299	16-Oct-08	A2204009	Rehebeam Agencies	30,042.65
300	9-Dec-09	A4125646	Rehebeam Agencies	229,546.50
301	31-Oct-11	A8276810	Rehebeam Agencies	46,386.55
302	23-Aug-10	A2797779	Rehebeam Agencies	190,783.50
303	9-Dec-16	C9902468	Rotalink Engineering Co. Ltd.	226,388.90
304	25-Sep-14	C2839945	Rotalink Engineering Co. Ltd.	399,042.20
305	10-Jun-14	C2993800	Rotalink Engineering Co. Ltd.	400,000.00
307	24-Apr-17	C9985520	Realtech Plumbers	14,536.00
309	17-Nov-08	A2204104	Rimco Communication Ltd.	2,000.00
310	6-Dec-17	B2571523	Rischach Construction Company	272,383.00
311	10-Nov-10	B0570922	Snowpeak Refrigerator Gen.	308,414.70
312	12-Jun-09	A3387605	Snowpeak Refrigerator Gen. bal on pv no.000191	53,673.70
313	29-Aug-11	B1952450	Snowpeak Refrigerator Gen.	61,927.85
314	29-Aug-11	A8123552	Snowpeak Refrigerator Gen.	395,803.90
315	29-Aug-11	A8123570	Snowpeak Refrigerator Gen. bal on pv no.004462 23/11/11	324,785.80
316	29-Nov-11	A8276824	Snowpeak Refrigerator Gen.	140,934.00
318	30-Jun-16	C9902018	Steadycon Ltd.	1,353,901.35
319	4-Dec-15	C6654148	Steadycon Ltd.	48,319.00
320	4-Dec-15	C6654147	Steadycon Ltd.	347,190.60
321	30-Jun-16	C9902056	Steadycon Ltd.	710,838.20
322	30-Jun-16	C6654031	Steadycon Ltd.	1,622,832.75
323	17-Jan-14	C4642032	Stepal Builders Co. Ltd.	388,692.40
324	22-Feb-12	A9204601	Stepal Builders Co. Ltd.	182,637.00
325	10-Mar-15	C6654105	Stepal Builders Co. Ltd.	227,548.50
326	4-Dec-15	C6654144	Stepal Builders Co. Ltd.	991,285.20
327	10-Mar-15	C6654108	Stepal Builders Co. Ltd.	88,794.00
328	10-Mar-15	C6654107	Stepal Builders Co. Ltd.	32,508.50
329	10-Mar-15	C6654106	Stepal Builders Co. Ltd.	70,849.50
330	23-Aug-12	A9927169	Spion Construction Co. Ltd.	2,112,075.00
331	23-Aug-12	A9927166	Spion Construction Co. Ltd.	476,643.00
332	17-Dec-12	C1268174	Spion Construction Co. Ltd.	643,220.00



333	25-Jan-12	A8801820	Spion Construction Co. Ltd.	3,005,676.00
334	26-Aug-11	B1951946	Spion Construction Co. Ltd.	3,003,229.55
335	11-May-11	B1950958	Spion Construction Co. Ltd.	2,236,091.10
336	9-Aug-16	C6654042	Spion Construction Co. Ltd.	2,433,677.20
337	31-Dec-10	B0853262	Steelstone Ltd.	343,207.00
338	2-Oct-12	A9927029	Steelstone Ltd.	42,616.00
339	29-Aug-11	A8123554	Steelstone Ltd.	245,567.60
340	7-Sep-10	B0068769	Steelstone Ltd.	172,661.80
341	17-Dec-12	C1268165	Soulco Kenya Ltd.	12,338.00
342	22-Feb-12	A9204604	Soulco Kenya Ltd.	396,074.00
343	29-Jun-12	A9926586	Soulco Kenya Ltd.	105,401.20
344	2-Oct-12	A9927043	Solakold Services Ltd.	123,029.00
345	18-Nov-08	A2204111	Solakold Services Ltd.	63,048.00
346	7-Sep-10	B0068754	Solakold Services Ltd.	4,794.00
347	30-Jun-16	C990204	Saamima Investments Ltd.	725,105.75
349	2-Oct-12	A9927026	Stainless Steel Products Ltd.	532,440.00
350	21-Dec-11	A8276839	Stainless Steel Products Ltd. Bal on pv no.00906	67,396.45
351	15-Sep-10	B0068774	Sivad Construction Ltd. Bal on pv no.01302	1,356,369.60
352	26-Sep-12	A9927198	Straccon Engineering Ltd. Bal on pv no.01293	28,966.00
354	11-Apr-17	C9985512	Shake Distributors	70,549.40
355	1-Apr-17	C9985513	Shake Distributors	70,549.40
356	28-Jun-13	C2839906	Simalice Construction Co.	118,047.00
357	17-Jan-14	C4642024	Stramax General Contractors	37,423.20
358	29-Dec-14	C6242221	Siluma Enterprise	356,248.30
359	10-Jun-14	C2993792	Samco Contractors	232,642.20
360	30-Jun-16	C9902052	Seacom Construction	580,001.50
361	16-Oct-08	A2204027	Security Products	41,739.00
362	30-Jun-16	C9902034	Span Engineers	1,233,944.65
363	30-Jun-11	B1952409	Sunbet Contractors	220,259.10
365	17-Jan-17	C9902083	Terra Craft	2,459,361.70
366	22-Apr-10	A4952547	Terra Craft	3,234,688.80
367	31-Dec-10	B0853261	Terra Craft	3,678,664.55
368	23-Aug-12	A9927161	Terra Craft	941,087.00
369	25-Dec-10	A4952536	Terra Craft Bal on PV No.06988	226,695.25
370	30-Mar-12	A9204626	Terra Craft	1,475,223.60
371	6-Sep-10	A2797797	Terra Craft	2,150,973.40
372	22-Apr-10	A4952547	Terra Craft Bal on PV No.	306,041.90
373	30-Jun-17	C9985548	Terra Craft	1,165,872.30
374	22-May-17	C9985532	Terra Craft	2,902,476.20
375	16-Oct-17	B2571518	Terra Craft	2,177,844.05
376	17-Jan-14	C4642026	Terra Craft	1,511,806.50
377	28-Mar-18	B2571604	Terra Craft	800,427.40
378	29-Jun-18	B2571617	Terra Craft	40,937.50
381	29-Sep-11	A8123588	Trident Plumbers Ltd.	82,434.00
382	21-Dec-11	A8276847	Trident Plumbers Ltd.	1,016,285.50
383	29-Aug-11	B1952445	Trident Plumbers Ltd.	67,582.05
384	30-Jun-17	C9985546	Trident Plumbers Ltd.	299,873.10
385	25-Jan-12	A8801827	Trident Plumbers Ltd.	165,262.50
386	17-Jan-14	C4642021	Trident Plumbers Ltd.	130,764.00
387	28-Jun-13	C2839904	Trident Plumbers Ltd.	417,701.00
388	29-Dec-14	C6242239	Trident Plumbers Ltd.	91,392.30
389	29-Dec-14	C6242240	Trident Plumbers Ltd.	798,598.80
390	13-Dec-17	B2571524	Trident Plumbers Ltd.	265,309.20

391	2-Oct-12	A9927025	Trident Plumbers Ltd.	138,907.00
392	31-Dec-10	B0853265	Thunder Plumbing &Construction	264,134.90
393	7-Sep-10	B0068768	Thunder Plumbing &Construction	301,109.95
394	17-Jan-14	C4642019	Thunder Plumbing &Construction	125,970.15
395	11-May-11	B1950967	Thunder Plumbing &Construction	707,872.45
396	4-Dec-15	C6654143	Thunder Plumbing &Construction	122,331.90
397	30-Jun-05	C9902014	Thunder Plumbing &Construction	122,331.90
398	27-Jul-05	3184287	Thenge-ini General Contractors	30,873.10
399	27-Jul-05	3185675	Thenge-ini General Contractors	55,486.35
400	14-Jun-05	3184802	Thenge-ini General Contractors	41,832.05
401	17-Dec-12	C1268170	Thingu General Contractors Ltd.	185,159.00
402	28-Jun-13	C2839905	Thingu General Contractors Bal on PV No. 0903	10,462.75
403	28-Nov-17	C0649190	Temple Air	8,910.00
404	17-Jan-14	C4642013	Telecommunication Today	274,480.00
405	17-Dec-12	C1268179	Ultimate Engineering Ltd.	167,040.00
406	23-Aug-12	A9927175	Ultimate Engineering Ltd.	1,229,922.00
407	19-Sep-09	A4125603	Ultimate Engineering Ltd.	71,753.40
408	12-Jun-09	A3387612	Ultimate Engineering Ltd.	318,456.80
409	9-Dec-09	A4125641	Ultimate Engineering Ltd. Bal on pv no.00912	29,314.40
410	29-Nov-11	A8276829	Ultimate Engineering Ltd. bal on pv no.005137	1,751,294.80
411	7-Sep-10	B0068751	Ultimate Engineering Ltd.	166,133.30
412	30-Jun-11	B1952431	Ultimate Engineering Ltd.	49,990.60
413	25-Sep-14	C6242203	Ultimate Engineering Ltd.	175,000.00
414	29-Dec-14	C6242233	Ultimate Engineering Ltd.	1,452,152.10
415	14-Dec-15	C6654007	Ultimate Engineering Ltd.	64,182.60
416	14-Dec-15	C6654011	Ultimate Engineering Ltd.	524,923.20
417	30-Jun-17	B2571514	Unispan Ltd.	1,078,020.80
418	24-Apr-17	C9985519	Unispan Ltd.	517,846.80
420	23-Dec-16	C9902077	Unispan Ltd.	337,153.10
421	30-Jun-16	C9902063	Unispan Ltd.	2,506,028.50
	14-Dec-15	C6654008	Vaghjiyani Enterprise Ltd.	2,959,061.75
	28-Nov-12	C1268155	Trident Plumbers Ltd.	393,108.10
	14-Dec-15	C6654006	V-line Services Ltd	193,578.85
	28-Nov-12	C1268154	V-line Services Ltd	1,383,077.00
	23-Aug-12	A9927184	V-line Services Ltd	756,551.00
	23-Aug-12	A9927185	PowerwareSystems Ltd.	177,113.60
422	23-Aug-12	A9927178	Vaghjiyani Enterprise Ltd.	5,687,797.00
423	23-Aug-12	A9927177	Vaghjiyani Enterprise Ltd.	6,865,634.00
424	2-Oct-12	C0649151	Vaghjiyani Enterprise Ltd.	4,424,328.00
425	27-Nov-12	C0649183	Vaghjiyani Enterprise Ltd.	3,689,256.00
426	30-Dec-11	A8801809	Vaghjiyani Enterprise Ltd.	148,601.60
427	30-Dec-11	A8801813	Vaghjiyani Enterprise Ltd.	4,290,824.70
436	18-Jan-13	C1268186	Vaghjiyani Enterprise Ltd.	4,704,501.70
437	8-May-17	C9985526	Vaghjiyani Enterprise Ltd.	482,062.40
438	8-May-17	C9985525	Vaghjiyani Enterprise Ltd.	2,433,477.00
439	30-Jun-17	B2571503	Vaghjiyani Enterprise Ltd.	601,844.60
440	30-Jun-16	C9902023	Vaghjiyani Enterprise Ltd.	4,097,802.20
441	30-Jun-16	C9902022	Vaghjiyani Enterprise Ltd.	6,027,709.25
442	4-Dec-15	C6654002	Vaghjiyani Enterprise Ltd.	12,261,334.70
443	29-Jun-12	A9926589	Vaghjiyani Enterprise Ltd. Bal on pv no.000340 16-10-2015	1,617,259.30
444	18-Feb-13	C1640517	Vaghjiyani Enterprise Ltd.	4,855,115.00
445	28-Mar-13	C1640526	Vaghjiyani Enterprise Ltd.	1,435,166.30
446	28-Jun-13	C2839910	Vaghjiyani Enterprise Ltd.	2,105,389.00

447	17-Jan-14	C4642007	Vaghjiyani Enterprise Ltd.	924,195.20
448	10-Nov-10	B0570923	Volcanic Plumbing Works	1,191,864.00
449	23-Aug-12	A9927173	Volcanic Plumbing Works	1,301,754.00
450	17-Sep-10	B0068780	Volcanic Plumbing Works	66,840.00
451	7-Sep-10	B0068771	Volcanic Plumbing Works Bal on PV No.005806	429,314.00
452	29-Nov-11	A8276837	Volcanic Plumbing Works	1,574,929.50
453	10-Jan-11	B0853275	Volcanic Plumbing Works	75,713.20
455	17-Jan-14	C4642031	Volcanic Plumbing Works	524,408.75
456	17-Jan-14	C4642035	Volcanic Plumbing Works	524,408.75
457	14-Dec-15	C6654012	Volcanic Plumbing Works	1,737,030.00
460	30-Dec-11	A8801810	V Line Services Ltd	213,590.70
462	2-Oct-12	A9927027	Vee Vee Enterprise	129,268.00
463	29-Dec-14	C6242236	Vinbel International Ltd	857,842.60
464	29-Dec-14	C6242234	Vinbel International Ltd	569,994.30
465	14-Dec-15	C6654013	Vinbel International Ltd	346,619.15
466	16-Oct-08	A2204023	Victory Construction	1,477,039.25
467	9-Aug-16	C6654043	Vanshi Enterprises	350,000.00
468	12-Jun-12	A9204648	Value Build Const. Ltd.	53,903.00
469	10-Mar-15	C6654109	Wilkori Build &Civil Eng.	565,348.10
470	30-Jun-16	C9902069	Wilkori Build &Civil Eng.	434,651.90
471	30-Jun-11	B1952402	Wil Developers &Construction Ltd. Bal on pv no.01453	23,253.40
472	28-Mar-13	C1640531	Wil Developers &Construction Ltd.	27,023.00
473	30-Jun-11	B1952408	Washington Building Contractors	170,788.60
474	19-Jan-18	B2571529	Westrock Ltd.	81,875.00
475	20-Mar-18	B2571548	Westrock Ltd.	17,812.50
476	17-Jan-14	C4642038	Yamu Engineering Services Ltd.	175,825.00
477	10-Mar-17	C9985504	Yamu Engineering Services Ltd.	207,057.50
478	9-Dec-16	C9902465	Yamu Engineering Services Ltd.	207,057.40
479	27-Sep-12	A9927022	Yellow House Ltd.	605,543.00
480	3/3/2008	9385198	Burrel International Ltd	187,222.25
481	2-May-08	9385879	Burrel International Ltd	289,831.40
482	18/9/07	8952300	Dimken (K)Ltd	39,288.60
483	12/9/2007	8952265	Dimken (K)Ltd	67,122.00
484	26/7/07	8566937	Dimken (K)Ltd	246,681.90
485	3/12/2007	9384202	Dimken (K)Ltd	302,040.00
486	7/3/2008	9385518	Magic Gen.Contractors	21,902.00
487	13/3/06	4362250	Frankim Construction Ltd	44,364.80
488	6/11/2006	6695728	Magic Gen.Contractors	331,017.05
489	14/8/06	6689374	PAC-MOR PW	232,919.20
490	8/1/2007	6696808	PAC-MOR PW	72,660.10
491	3/3/2008	9385502	Magic Gen.Contractors	175,211.00
492	12/11/2007	9377960	Magic Gen.Contractors	521,305.65
493	27/10/06	6695709	Mason Electronic Ltd.	42,622.95
494	27/10/06	6695705	Zakhem Construction	555,112.95
495	11/8/2006	6689358	Aqua Plumbing Co. Ltd,	120,600.00
496	11/8/2006	6689357	Aqua Plumbing Co. Ltd,	81,056.00
497	14/8/06	6689373	Mason Electronic Ltd.	26,785.00
498	12/11/2007	9377095	Pong Agencies Ltd	69,628.50
499	28/9/07	8953276	Aqua Boil Contractors	52,443.15
500	1/10/2007	8953291	Amiran Communications	271,047.60
501	2/10/2007	9377055	Goelea Enterprises	26,302.60
502	2/10/2007	9377063	Amref	20,000.00
503	6/9/2007	8951242	Baraka Electrical & H/Ware	69,465.00


504	6/9/2007	8951241	Josswa Plumbers	69,305.00
505	6/9/2007	8951234	Amref	20,000.00
506	25/7/07	8566935	Jandi Electrical Enterprise	31,099.00
507	5/12/2007	9384222	Pegrume Ltd	19,690.25
508	12/11/2007	9377099	Pegrume Ltd	42,471.50
509	6/11/2006	6695726	Pegrume Ltd	36,601.45
510	19/6/02	168194	Aqua Plumbing Co. Ltd,	20,000.00
511	15/8/06	6689380	Security Products	19,284.00
512	10/5/2006	4362500	Marson Electroniscs Ltd.	52,531.00
513	9/3/2007	6696884	Magic Gen.Contractors	710,325.20
514	24/10/05	3185739	Security Products	456,796.20
515	21/12/07	6696887	Security Products	96,846.50
516	15/8/06	6689376	Marson Electroniscs Ltd.	20,614.10
517	6/6/2006	4375463	Security Products	220,216.40
518	26/7/05	3184846	Jackdam Building	45,937.75
519	27/7/05	3185656	Reman Network Servises	30,225.00
520	27/7/05	3185676	Voice & Data Networks Ltd.	52,924.50
521	24/01/08	9385153	Burrel Internatinal Ltd	139,477.95
522	24/10/05	3185738	Nyawara Investment Agencies	16,020.40
523	24/10/05	3185736	Masosa Construction	223,020.45
524	16/11/05	4359331	Mukasi Builders & Gen. Supplies	282,230.10
525	16/11/2005	4359341	Dimken (K)Ltd	387,750.90
526	23/2/06	4362226	Two D & M Contractors	536,918.50
527	13-Feb-06	4360634	Two D & M Contractors	536,918.50
528	13-Feb-06	4360633	Two D & M Contractors	536,918.50
	24-Nov-17	B2571515	Burrel Internatinal	9,419,260.80
529	28-Jul-05	3185683	Victory Construction	186,013.00
530	29-Aug-11	A8123560	Birdi Construction Ltd.	381,753.60
531	4-Oct-07	9163496	Birdi Construction Ltd.	503,726.60
532	16-Dec-17	C9902088	Mukasi Builders & Gen. Supplies	103,395.60
550	25-Nov-09	4125635	Ray Engineering	2,179,285.15
551	31-Oct-05	2204038	Birdi Civil Engineering	340,500.00
552	29-Aug-11	8123560	Birdi Civil Engineering	381,753.60
553	7-Jan-15	6242249	Mukasi Builders & Gen. Supplies	64,306.50
554	16-Sep-10	0068778	Glama Agencies	62,760.00
555	29-Jun-12	9926598	Kitek (7) Limited	697,699.50
556	30-Jun-11	1952416	Kitek (7) Limited	682,634.80
557	29-Jun-12	9927017	SiemensLtd.	327,742.30
558	"	9927018	Clean Air Systems	73,639.70
559	16-Mar-10	4952544	Reman Network Servises	7,539.80
560	14-Nov-18	B2571623	Associated Constructions Co (K) Ltd	659,938.00
561	"	B2571624	Top Choice Serveillanvce Ltd.	621,423.60
562	"	B2571625	Landmark Holdings Ltd.	1,951,982.80
563	"	B2571626	Glama Electrical & Mechanical Co. Ltd.	118,709.80
564	"	B2571627	Mulji Derraj J. Brothers Ltd.	2,858,884.30
565	"	B2571628	Terra Craft Ltd.	3,637,179.30
566	"	B2571629	Gibmec Limited	487,064.70
569	19-Nov-18	B2571633	High point Agencies	3,087,364.00
570	18-Feb-19	B2571634	N.K. Brothers Ltd.	1,438,007.00
573	"	B2571637	Associated Construction Co(K) Ltd.	1,198,197.50
574	18-Feb-19	B2571639	Volcanic Plumbing Works Ltd.	222,090.00
575	"	B2571640	Top Choice	641,948.00
576		B2571642	Kivcon Engineering and Construction Ltd.	138,190.90

577	'	B2571643	Landmark Holdings Ltd.	1,731,012.70
579	25-Feb-19	B2571646	Lamin Works	110,000.00
580	25-Feb-19	B2571647	Vaghjiyani Ltd.	370,674.00
581	'	B2571648	Blue Valley Enterprises	100,006.90
584	'	B2571651	Bowmans Enterprises	235,000.00
585	27-Feb-19	B2571653	Burrel International Ltd.	135,192.50
586	27-Feb-19	B2571654	Volcanic Plumbing Works Ltd.	127,216.50
587	27-Feb-19	B2571655	Aqua Boil Contractors	76,960.10
589	1-Mar-19	B2571657	Evatika Construction Ltd	90,000.00
592	18-Mar-19	B2571660	Evatika Construction Ltd	45,000.00
594	18-Mar-19	B2571663	Bowmans Enterprises	55,809.80
595	18-Mar-19	B2571665	Lamin Works	55,000.00
596	18-Mar-19	B2571666	Schindler Limited	1,307,830.65
597	29-Mar-19	B2571667	Mulji Devraj and Brothers Ltd.	2,308,516.70
598	29-Mar-19	B2571668	N.K. Brothers Ltd.	639,582.00
599	29-Mar-19	B2571669	Trident Plumbers Ltd	23,184.00
609	12-Apr-19	B2571681	Marcain General Agencies	5,000.00
610	12-Apr-19	B2571682	Marcain General Agencies	2,500.00
614	25-Apr-19	B2571686	Gichocho Building Cont Co. Ltd	470,000.00
615	25-Apr-19	B2571687	Glama Electrical ad Mechanical Co. Ltd	517,870.85
616	25-Apr-19	B2571688	China Jiangxi International Kenya Ltd.	5,379,920.80
618	13-May-19	B2571690	Apallan Manne and General /Benris Investment	4,228,696.30
620	13-May-19	B2571694	M/S Landmark Holdings Ltd.	577,004.50
621	13-May-19	B2571695	Volcanic Plumbing Works Ltd	217,355.60
622	13-May-19	B2571696	Glama Electrical and Mechanical Co. Ltd	292,825.25
624	13-May-19	B2571698	Samima Investment Limited	96,893.35
625	13-May-19	B2571699	Evatika Construction Ltd.	43,075.20
627	13-May-19	C9985601	Flooring and Interiors Ltd	68,362.65
630	15-May-19	C9985605	Rishach Construction Company Ltd	225,000.00
633	23-May-19	C9985608	Samma Investment Ltd	190,000.00
634	23-May-19	C9985609	Samma Investment Ltd	120,590.75
635	27-May-19	C9985610	Aven Premier International Ltd.	302,754.55
636	27-May-19	C9985611	Rehebeam Agencies Ltd	280,000.00
637	27-May-19	C9985612	Ongata Works Ltd	948,402.75
641	29-May-19	C9985616	Associated Constructions Co(K) Ltd	765,062.00
644	13-Jun-19	C9985619	Thunder Plumbing Ltd	175,974.40
645	13-Jun-19	C9985620	Trident Plumbers Ltd	146,940.00
646	18-Jun-19	C9985621	Leeds Engineering Company Ltd.	143,227.30
647	18-Jun-19	C9985622	Aven Premier International Ltd.	197,245.40
651	30-Jun-19	C9985626	Dukana Investment Co. Ltd	1,381,142.50
656	30-Jun-19	C9985631	Landmark Holdings Ltd	2,599,416.50
659	30-Jun-19	C9985634	Subira Construction Ltd	285,786.00
660	30-Jun-19	C9985635	Subira Construction Ltd	414,214.00
661	30-Jun-19	C9985636	Gichocho Building Cont. Co. Ltd	400,000.00
662	30-Jun-19	C9985637	DWG International Construction Ltd	2,450,000.00
670	30-Jun-19	C9985645	Ultimate Engineering ltd	1,284,823.70
671	30-Jun-19	C9985646	Benris Investment Ltd and Appalan Mainne	1,608,411.70
672	30-Jun-19	C9985647	Appalan Manne and Benris Invetsment	762,892.00
673	30-Jun-19	C9985648	Appalan Manne and General Contractors Ltd	2,157,266.20
674	30-Jun-19	C9985649	Appalan Manne and General Contractors Ltd	2,121,427.60
	29-Nov-20	C9985650	Mulji Devraj & Brothers Ltd.	2,202,259.40
	'	C9985651	DWG International Construction Ltd	4,831,500.00
	'	C9985653	Dukana Investment Co. Ltd	118,857.50

	13-Dec-19	C9985654	Rishach Construction Company Ltd	97,808.40
	"	C9985655	Appallan Marine & Benris Investment	3,531,848.60
	18-Dec-19	C9985656	Appallan Marine & General Contractors	1,000,000.00
	"	C9985657	Appallan Marine & General Contractors	1,000,000.00
	"	C9985658	Ongata Works Ltd	595,598.30
	"	C9985659	Central Electricals International Ltd.	81,319.95
	"	C9985660	Volcanic Plumbing Works	64,332.70
	"	C9985662	Ongata Works Ltd	809,473.30
	"	C9985663	Tripple Nine Associates Ltd	61,205.05
	"	C9985664	Com 21 Ltd	4,802.85
	"	C9985665	Nelliwa Builders Ltd	31,988.90
	"	C9985666	Clean Air Systems	54,725.65
	"	C9985667	Electro watts Ltd	6,117.90
	19-Dec-20	C9985668	Gradwin Enterprises Ltd.	695,035.00
	"	C9985669	Kajuju General Contractors Ltd.	117,500.00
	23-Dec-19	C9985671	Volcanic Plumbing Works	384,412.50
	31-Dec-19	C9985674	Mulji Devraj & Brothers Ltd.	590,849.50
	"	C9985675	Ongata Works Ltd	401,306.40
	"	C9985676	volcanic Plumbing Works	82,363.80
	"	C9985677	Central Electricals International Ltd.	52,137.90
	6-Jan-20	C9985678	Modern Precast Ltd.	57,940.00
	"	C9985680	Top Choice Serveillanvce Ltd.	653,554.25
	"	C9985681	DWG International Construction Ltd	1,914,970.05
	"	C9985682	Lamin Works	32,152.90
	"	C9985684	Top Choice Serveillanvce Ltd.	2,231,449.65
	"	C9985686	Samima Investment Limited	121,943.20
	"	C9985687	Mulji Devraj & Brothers Ltd.	1,653,097.60
	9-Jan-20	C9985688	Jomikoka Construction	25,000.00
	21-Jan-20	C9985689	Amma Construction Company Ltd.	723,954.00
	"	C9985690	Bishin Transporters & Const. Co. Ltd.	445,937.25
	"	C9985691	Nginu Power Eng	228,560.00
	"	C9985692	Anthopi Mechanical Engineering Services	121,150.90
	"	C9985693	Piulva Engineering & Technology Ltd.	35,346.25
	6-Feb-20	C9985695	Gidly Enterprises Ltd.	508,683.80
	13-feb-	C9985696	Appallan Marine & General Contractors	516,960.15
	18-Feb-20	C9985697	Gradwin Enterprises Ltd.	330,000.00
	"	C9985698	Appallan Marine & General Contractors	494,105.80
	"	C9985699	Appallan Marine & General Contractors	483,039.80
	"	C9985700	Subira Construction Ltd	482,123.45
	28-Feb-20	C9985801	Amma Construction Company Ltd.	758,912.60
	"	C9985802	ongata Works Ltd	75,460.10
	"	C9985803	Central Electricals International Ltd.	9,803.80
	"	C9985804	Volcanic Plumbing Works	15,487.35
	6-Mar-20	C9985805	Appallan Marine & General Contractors	505,894.20
	"	C9985806	Appallan Marine & General Contractors	1,401,748.00
	"	C9985807	Benris Investment Ltd and Appalan Mainne	768,300.00
	"	C9985808	Cheptulel Contractors Ltd.	823,500.50
	"	C9985809	Top Choice Serveillanvce Ltd.	285,044.15
	"	C9985810	ongata Works Ltd	1,381,750.35
	"	C9985811	Gradwin Enterprises Ltd.	209,643.10
	"	C9985812	Ongata Works Ltd	78,411.40
	"	C9985813	volcanic Plumbing Works	16,093.10
	"	C9985814	Central Electricals International Ltd.	10,187.25

	"	C9985815	Glama Electrical & Mechanical Co. Ltd.	191,976.95
	"	C9985816	Mulji Devraj & Brothers Ltd.	1,274,458.60
	"	C9985817	volcanic Plumbing Works	596,178.60
	"	C9985819	Nginu Power Eng	128,693.80
	"	C9985820	Italbuild Ltd	350,000.00
	"	C9985821	Ongata Works Ltd	158,329.25
	"	C9985822	volcanic Plumbing Works	32,495.70
	"	C9985823	Central Electricals International Ltd.	20,572.05
	"	C9985824	Ongata Works Ltd	499,687.90
	"	C9985825	Solakold Services Ltd.	220.90
	"	C9985826	Clean Air Systems Ltd.	32,936.05
	"	C9985827	Com 21 Ltd	2,062.75
	"	C9985828	Nelliwa Builders Ltd	15,352.40
	"	C9985829	Appallan Marine & General Contractors	1,117,133.30
	11-Mar-20	C9985831	Richardson Company Ltd	244,257.70
	"	C9985832	Ongata Works Ltd	476,766.35
	"	C9985833	volcanic Plumbing Works	97,851.15
	"	C9985834	Central Electricals International Ltd.	61,941.70
	"	C9985835	Ongata Works Ltd	392,518.40
	"	C9985836	Nelliwa Builders Ltd	2,440.55
	"	C9985837	Solakold Services Ltd.	1,220.25
	"	C9985838	Clean Air Systems Ltd.	813.50
	"	C9985839	Com 21 Ltd	2,237.15
	"	C9985840	Ongata Works Ltd	1,712,995.05
	"	C9985841	Solakold Services Ltd.	5,325.40
	"	C9985842	Clean Air Systems Ltd.	3,550.25
	"	C9985843	Com 21 Ltd	9,763.20
	"	C9985844	Ongata Works Ltd	337,816.55
	"	C9985845	Solakold Services Ltd.	149.35
	"	C9985846	Clean Air Systems Ltd.	22,266.60
	"	C9985847	Nelliwa Builders Ltd	10,379.05
	"	C9985848	Com 21 Ltd	1,394.55
	"	C9985849	Electrowatts Ltd.	1,944.35
	12-Mar-20	C9985850	Ongata Works Ltd	4,321,283.90
	"	C9985851	Nelliwa Builders Ltd	50,506.00
	"	C9985852	Clean Air Systems Ltd.	8.00
	"	C9985853	Com 21 Ltd	25,669.45
	"	C9985854	China Jiangxi International Kenya Ltd.	4,807,215.50
	17-Mar-20	C9985855	Electrowatts Ltd.	442,065.50
	18-Mar-20	C9985856	Aven Premier International Ltd.	621,726.10
	27-Mar-20	C9985857	ongata Works Ltd	217,127.95
	"	C9985858	Nelliwa Builders Ltd	1,297.10
	"	C9985859	Clean Air Systems Ltd.	449.80
	"	C9985860	Solakold Services Ltd.	680.95
	"	C9985861	Com 21 Ltd	1,236.95
	14-May-20	C9985862	Milicons Ltd.	344,000.00
	29-May-20	C9985863	Terra Craft Ltd.	1,680,896.30
	"	C9985864	Kutch Enterprises	237,793.00
	"	C9985865	PS SDPW-Variou	26,325,237.95
	4-Jun-20	C9985866	Tripple Nine Associates Ltd	209,621.05
	"	C9985867	Tripple Nine Associates Ltd	14,201.00
	"	C9985868	Tripple Nine Associates Ltd	26,105.40
	23-Jun-20	C9985869	China Jiangxi International Kenya Ltd.	2,314,071.55


	"	C9985870	China Jiangxi International Kenya Ltd.	4,830,008.45
	29-Jun-20	C9985872	China Jiangxi International Kenya Ltd.	448,309.70
	"	C9985873	Tripple Nine Associates Ltd	3,254.05
	30-Jun-20	C9985874	Tripple Nine Associates Ltd	38,614.35
	"	C9985875	Shalfa Holdings Ltd	177,152.60
			Total	694,854,447.35
			OTHER DEPOSITS	
675	17-Aug-12	9927154/5/6	National Construction Authority	668,000.00
	"	C9985876	Ministry of Health	1,500,000.00
			Total	2,168,000.00
			Grand Total	697,022,447.35




Ministry of Transport, Infrastructure, Housing & Urban Development				
State Department for Public Works				
Retention Money & other Deposits on Various Contracts as at 30th June 2020				
S/No.	Date	MR No.	Payee	Amount
1	12-Jun-12	A9926552	Associated Constructions Co(K) Ltd	1,844,826.00
2	17-Dec-12	C1268158	Associated Constructions Co(K) Ltd	1,772,421.00
3	27-Nov-12	C0649180	Associated Constructions Co(K) Ltd	2,093,537.00
4	29//6/12	A9926574	Associated Constructions Co(K) Ltd	130,066.50
5	29-Jun-12	A9926577	Associated Constructions Co(K) Ltd	928,354.60
6	29-Jun-12	A9926575	Associated Constructions Co(K) Ltd	829,613.90
7	28-Mar-12	A9204620	Associated Constructions Co(K) Ltd	1,520,088.00
8	27-Feb-12	A8801846	Associated Constructions Co(K) Ltd	1,957,700.80
9	27-Feb-12	C1640514	Associated Constructions Co(K) Ltd	2,838,372.00
10	29-Nov-11	A8276817	Associated Constructions Co(K) Ltd	1,481,933.50
11	24-Apr-17	C9985521	Associated Constructions Co(K) Ltd	2,394,324.70
12	10-Mar-17	C9985508	Associated Constructions Co(K) Ltd	1,491,342.20
13	17-Jan-17	C9902079	Associated Constructions Co(K) Ltd	1,338,039.50
14	4-Dec-15	C6654001	Associated Constructions Co(K) Ltd	655,832.35
15	21-Jun-16	C6554019	Associated Constructions Co(K) Ltd	1,608,857.30
16	25-Sep-14	C2839950	Associated Constructions Co(K) Ltd	1,660,746.00
17	19-Jan-18	B2571531	Associated Constructions Co(K) Ltd	288,670.40
18	19-Jan-18	B2571532	Associated Constructions Co(K) Ltd	420,372.85
19	18-May-18	B2571608	Associated Constructions Co(K) Ltd	2,456,018.30
20	29-Sep-00	B0068786	Aqua Plumbing (Balance on PV No.02218)	252,755.00
21	28-Nov-12	C0649189	Aqua Plumbing	1,530.00
22	30-Jun-11	B1952433	Aqua Bill Contractor	134,900.00
23	17-Nov-17	B2571520	Acheli Material Building	314,530.45
24	23-Aug-12	A9927163	Acheli Material Building	2,015,610.00
25	29-Nov-11	A8276828	Acheli Material Building	1,233,941.50
26	17-Jan-14	C4642018	Acheli Material Building	489,150.00
27	29-Aug-11	A8123556	Acheli Material Building	51,618.85
28	30-Jun-17	B2571511	Ants Electrical Contractor & Engineering Ltd	50,969.20
29	30-Jun-17	B2571513	Axis Engineering Services Ltd	6,166.00
30	17-Jan-14	C4642017	Anthopi Mechanical Engineering Services	2,373.40
31	29-Nov-11	A8276830	Anthopi Mechanical Engineering Services	295,509.00
32	17-Dec-12	C1268180	Amiran Communication Ltd	12,060.00
33	24-Feb-11	B0853999	Amiran Communication Ltd	86,202.80
34	30-Jun-16	C6654023	Africom& Data Solutions	150,066.25
35	30-Jun-16	C9902002	Amma Contractor	144,542.95
36	27-Apr-17	C9985522	Amma Contractor	144,542.90
37	3-Aug-17	B2571516	Alwex Electrical Service	97,085.00
38	30-Jun-16	C9902060	Bomco building Contractors	4,798,065.40
40	29-Dec-12	C6242227	Bomco building Contractors Bal on PV No.000339	198,176.60
41	17-Jan-14	C4642025	Bomco building Contractors Bal on PV No.	148,009.50
43	2-Oct-12	A9927035	Bomco building Contractors Bal on PV No.00937	870,204.50
44	27-Oct-00	B0570911	Bomco building Contractors	2,200,148.50
45	30-Jun-11	B1952420	Berlin Equipment Ltd	200,000.00
46	30-Jun-11	B1952421	Berlin Equipment Ltd	889,658.30
47	30-Jun-11	B1952411	Berlin Equipment Ltd	300,000.00
48	29-Dec-14	C6242235	Bellion H/ware Building Contractors	349,694.20
49	20-Jun-14	C2993799	Bellion H/ware Building Contractors	400,000.00
50	30-Jun-11	B1952423	Bowmans Enterprise Ltd	200,000.00
51	19-Jan-18	B2571530	Bowmans Enterprise Ltd	78,000.00

53	29-Jun-19	B2571618	Bowmans Enterprise Ltd	39,000.00
55	29-Jun-19	B2571649	Bowmans Enterprise Ltd	39,000.00
57	10-Mar-17	C9985505	Bewa wholesales	248,300.00
58	9-Dec-16	C9902469	Bewa wholesales	248,300.00
59	29-Dec-19	C6242225	Build more Construction Co.Ltd	186,771.50
60	17-Dec-19	C1268169	Build more Construction Co.Ltd	2,734,035.30
61	30-Jun-17	B2571504	Blue Valley Enterprises	175,000.00
62	27-Apr-17	C9985523	Blue Valley Enterprises	274,993.00
63	30-Jun-16	C9902065	Barco Building Construction	148,009.50
64	30-Jun-11	B1952434	Basco products Limited	2,520,947.00
65	23-Aug-10	A2797780	Birdi Civil Engineers Ltd bal on pv no.004299 of 19-4-2011	634,063.05
66	14-Aug-06	6689371	Birdi Civil Engineers Ltd bal	191,554.40
67	19-Jul-07	8566911	Birdi Civil Engineers Ltd bal	76,498.15
68	2-Oct-12	A9927044	Bi-Mach Engineers LTD	30,715.00
69	29-Dec-14	C6242230	Bema Drillers & construction	75,000.00
70	12-Jun-12	A9204649	Baraka Electrical & Hardware Agencies	10,065.00
71	17-Dec-12	C1268160	Biselex kenya Ltd	192,007.00
72	17-Jan-14	C4642012	China Jiangxi international (K) Ltd	248,999.00
73	17-Jan-14	C4642040	China Jiangxi international (K) Ltd	2,806,803.60
74	17-Jan-14	C4642029	China Jiangxi international (K) Ltd	7,978,979.70
75	17-Jan-14	C4642023	China Jiangxi international (K) Ltd	1,996,115.10
76	10-Mar-15	C6654112	China Jiangxi international (K) Ltd	6,754,605.90
77	29-Dec-14	C6242217	China Jiangxi international (K) Ltd	2,819,957.60
78	25-Sep-14	C6242208	China Jiangxi international (K) Ltd	2,345,337.70
79	29-Dec-14	C6242232	China Jiangxi international (K) Ltd	4,935,603.10
80	9-Dec-16	C9902452	China Jiangxi international (K) Ltd	2,771,300.30
81	9-Dec-16	C9902458	China Jiangxi international (K) Ltd	3,394,968.80
82	9-Dec-16	C9902459	China Jiangxi international (K) Ltd	5,107,445.80
83	9-Dec-16	C9902457	China Jiangxi international (K) Ltd	2,336,932.30
84	9-Dec-16	C9902455	China Jiangxi international (K) Ltd	1,334,633.40
85	5-Jan-17	C9902078	China Jiangxi international (K) Ltd	529,931.00
86	22-Nov-17	C2571522	China Jiangxi international (K) Ltd	1,307,987.40
87	8-Feb-13	C1640515	China Jiangxi international (K) Ltd	1,239,405.00
88	20-Mar-18	B2571546	China Jiangxi international (K) Ltd	1,141,017.40
89	17/01/14	C4642033	Jiangxi International (K)Ltd	4,742,238.45
90	23-Aug-12	A9927158	Concordia Building & Civil Eng. Co.Ltd	1,004,523.00
91	23-Aug-12	A9927159	Concordia Building & Civil Eng. Co.Ltd	2,042,993.00
92	17-Dec-12	C1268181	Car and General (K) Ltd	45,820.00
93	9-Feb-09	C2204135	Capital Construction	1,589,960.45
94	10-Oct-11	C0853277	Central Electrical International	1,611,504.10
95	13-Sep-10	B0068773	Central Electrical International Bance on PV No. 857	279,646.00
96	7-Sep-10	B0068762	Castle Engineering Construction Ltd	288,768.60
97	29-May-17	C9985533	Choice Fronties Ltd	230,239.70
98	30-Jun-16	C9902016	Choice Fronties Ltd	476,609.65
99	30-Jun-11	B1952404	Chael General Agencies	169,001.15
103	18-Nov-08	A2204113	Dimken (K) Limited	608,634.05
104	16-Oct-08	A2204025	Dimken (K) Limited	44,603.20
105	3-Dec-07	9377996	Dimken (K) Limited	6,551,256.90
106	30-Jan-08	9385164	Dimken (K) Limited	1,392,864.70
107	16-Jun-11	B1950990	Dimken (K) Limited	62,510,660.45
108	27-Jul-07	8566923	Dimken (K) Limited bal on pv no.000344	100,691.20
109	28-Nov-12	C0649198	Donwoods Company Ltd	1,090,697.70
110	7-Sep-10	B0068770	Donwoods Company Ltd bal on pv no.005806	212,337.30


111	30-Jun-11	B1952428	Donwoods Company Ltd	251,823.30
112	30/6/11	B1952432	Donwoods Co.Ltd	668,384.60
113	29/12/14	C6242238	Diadem Ltd	513,127.70
114	29/12/14	C6242215	Diadem Ltd	699,343.95
115	30/06/16	C9902046	Diadem Ltd	705,343.90
116	30/06/16	C9902021	Diadem Ltd	163,236.25
117	1-Jul-16	C6242248	Dowana Agencies Ltd	265,083.25
118	30/6/16	C9902053	Dantax Enterprise	245,503.80
119	10-Feb-12	A9927024	Electrocom Power International Ltd	339,865.00
120	10-Feb-12	A9927042	Electrocom Power International Ltd	270,808.00
121	21/12/11	A8801804	Electrocom Power International Ltd	497,500.00
122	21/12/11	A8276846	Electrocom Power International Ltd	638,982.50
123	29/9/11	A8123587	Electrocom Power International Ltd	194,300.00
124	16/10/12	C0649157	Eltad Technical Services	62,320.20
125	28/11/12	C0649191	Eltad Technical Services	6,961.00
126	9-Jul-10	B0068753	Eltad Technical Services	62,320.20
127	5-Nov-11	B1950970	Eltad Technical Services bal on pv no.02218	5,244.75
128	12-Apr-15	C6654135	Evatika Construction Ltd	541,643.00
129	30/06/16	C9902039	Evatika Construction Ltd	221,517.10
130	30/06/16	C9902059	Evatika Construction Ltd	340,000.00
131	19/1/18	B2571526	Evatika Construction Ltd	30,000.00
132	20-Mar-18	B2571602	Evatika Construction Ltd	15,000.00
133	29-Jun-18	B2571613	Evatika Construction Ltd	15,000.00
134	23/8/12	A9927174	Electrowatts Ltd	1,110,801.00
135	23/8/12	A9927172	Electrowatts Ltd	412,641.00
136	31/12/10	B0570944	Electrowatts Ltd	287,511.30
137	21/12/11	A8276848	Electrowatts Ltd	970,707.50
138	2-Jan-10	A4952509	Electrowatts Ltd bal on pv no.3485/0896	173,481.80
139	30/6/16	C9902040	Everfortunes Co. Ltd	132,000.00
140	16/10/12	C0649159	Equator Electrical Engineering	78,704.50
141	16/10/12	C0649160	Equator Electrical Engineering	11,209.50
142	12-Sep-16	C9902467	Fabric Construction Ltd	223,372.10
143	29/5/17	C9985535	Fabric Construction Ltd	223,372.10
144	6-Oct-14	C2993791	Fabric Construction Ltd	113,129.95
145	30/6/16	C9902068	Fabric Construction Ltd	500,796.30
146	30/6/16	C9902038	Fabric Construction Ltd	164,758.80
147	30/6/11	B1952410	Foba Building Co	100,000.00
148	29/12/14	C6242220	Gesure Building Contractors	482,108.50
149	21/6/16	C6654015	Gesure Building Contractors	174,241.30
150	30/6/16	C9902064	Gesure Building Contractors	482,108.00
151	23/8/12	C9927164	Glama Electrical & Mechanical Co.Ltd	197,355.00
152	27/11/12	C0649185	Glama Electrical & Mechanical Co.Ltd	162,760.00
153	25/01/12	A8801821	Glama Electrical & Mechanical Co.Ltd	195,908.00
154	31/12/10	B0853266	Glama Electrical & Mechanical Co.Ltd	690,471.50
155	9-Jul-10	B0068758	Glama Electrical & Mechanical Co.Ltd	400,000.00
156	5-Nov-11	B1950968	Glama Electrical & Mechanical Co.Ltd	808,793.50
157	29/9/11	A8123576	Glama Electrical & Mechanical Co.Ltd	148,712.50
158	16/5/17	C9985529	Glama Electrical & Mechanical Co.Ltd	523,000.40
159	17/01/14	C4642022	Glama Electrical & Mechanical Co.Ltd	1,042,500.00
160	17/01/14	C4642020	Glama Electrical & Mechanical Co.Ltd	113,734.60
161	17/01/14	C4642004	Glama Electrical & Mechanical Co.Ltd	134,559.20
162	29/12/14	C6242216	Glama Electrical & Mechanical Co.Ltd	296,420.00
163	30/06/16	C9902045	Glama Electrical & Mechanical Co.Ltd	290,420.00




164	30/06/16	C9902035	Glama Electrical & Mechanical Co.Ltd	419,860.70
165	28/1/13	C1268194	Glama Electrical & Mechanical Co.Ltd	435,469.00
166	30/06/16	C9902042	Gesisi Enterprises and General Supplier	512,463.20
167	30/12/11	A8801815	Gracan Construction Ltd	45,807.20
168	31/10/08	A2204041	Geolea Enterprise	51,841.90
169	1-Jul-15	C6242250	Global Woods Hardware Ltd bal on pv no.00994	84,635.90
170	30/6/16	C9902043	Getare Gets Joiats Supplies	525,902.70
171	21-Mar-18	B2571603	Gibmec Limited	151,752.20
172	29/5/17	C9985536	High point Agencies	2,000,729.40
173	30/6/17	B2571502	High point Agencies	837,468.60
174	17/11/17	B2571521	High point Agencies	1,361,249.90
175	20-Mar-18	B2571545	High point Agencies	1,298,707.95
176	27-Apr-18	B2571607	High point Agencies	268,961.85
177	23/8/12	A9927176	Hyperteck Electrical Services Ltd	14,557.00
178	29/9/11	A8123574	Hyperteck Electrical Services Ltd	3,226.00
179	14/06/11	B1950985	Hyperteck Electrical Services Ltd	92,298.70
180	30/6/16	C9902024	Hyperteck Electrical Services Ltd	460,956.50
181	23/8/12	A9927162	Jiku Builders Ltd	1,611,378.00
182	27/11/12	C0649181	Jiku Builders Ltd	1,892,620.00
183	24/06/11	B1950998	Jiku Builders Ltd	3,140,796.10
184	29/9/11	A8123595	Jiku Builders Ltd	1,833,217.20
185	29/11/11	A8276827	Jiku Builders Ltd	3,364,314.00
186	28/11/12	C0649199	Jumba Engineering Services	107,103.40
187	25/8/10	A2797790	Jumba Engineering Services bal on pv no.005806-28-3-2012	212,067.55
188	12-Apr-15	C6654149	Judson Contractors	1,183,900.00
189	30/6/16	C9902041	Judson Contractors	318,956.00
190	22-Jun-18	B2571609	Judson Contractors	122,812.50
191	29-Jun-18	B2571616	Judson Contractors	33,882.50
192	6-Dec-12	A9204650	Josswa Plumber &General Contractor	57.50
193	23-Mar-18	B2571605	Josswa Plumber &General Contractor	105,054.00
194	22/2/12	A9204606	Jyan Construction Services Ltd	400,000.00
195	30/6/16	C9902033	K&M Archplans	1,985,745.75
196	29/12/14	C6242218	Konoin Civil Engineering & Const.Ltd	1,025,322.60
197	3-Oct-15	C6654114	Konoin Civil Engineering & Const.Ltd	744,821.20
198	6-Oct-14	C2993790	Kadon Building &Construction Eng co.LTD	494,982.90
199	30/6/16	C9902026	Karura Engineering	674,932.50
200	29/12/14	C6242228	Karura Engineering	316,326.50
201	8-Mar-17	B2571515	Kiango General Supplies	26,819.20
202	17/01/14	C4642016	Kajuju Contractor	250,000.00
203	10/3/2015	C6654115	Kivcon Eng & Const .Ltd	1,739,898.85
204	29/12/14	C6242242	Kivcon Eng & Const .Ltd	1,000,000.00
205	19/1/18	B2571528	Kivcon Eng & Const .Ltd	102,125.00
206	20-Mar-18	B2571544	Kivcon Eng & Const .Ltd	51,062.50
207	29-Jun-18	B2571615	Kivcon Eng & Const .Ltd	51,062.50
208	25/7/07	8566918	Kitek (7) Limited	472,190.20
209	26/3/09	A2212464	Kitek (7) Limited	32,921.80
210	9/6/2010	A2797757	Kitek (7) Limited	393,297.25
211	11/6/2006	6695722	Kitek (7) Limited	753,415.60
212	9-Jan-07	6696821	Kitek (7) Limited	651,535.80
213	23-Aug-12	A9927168	Landmark Holdings Ltd.	16,184,646.00
214	17-Dec-12	C1268173	Landmark Holdings Ltd.	14,820,096.00
215	26-Aug-11	B1951930	Landmark Holdings Ltd.	5,982,841.80
216	17-Dec-12	C1268178	Landmark Holdings Ltd.bal pv no	5,700,839.10



217	29-Nov-11	A8276821	Landmark Holdings Ltd.	4,606,498.00
218	26-Aug-11	B1951931	Landmark Holdings Ltd.	5,550,226.40
219	21-Dec-11	A8801803	Landmark Holdings Ltd.	14,592,401.00
220	5-Apr-06	4362479	Lekha Trading Co. Ltd.	95,541.00
221	20-May-09	A2212483	Lekha Trading Co. Ltd.	78,642.20
222	17-Jan-14	C4642034	Lekha Trading Co. Ltd.	85,324.55
223	29-Dec-14	C6242222	Lamin Works	269,875.00
224	16-May-17	C9985528	Mulji Derraj J. Brothers Ltd.	325,013.60
225	9-Dec-16	C9902473	Mulji Derraj J. Brothers Ltd.	325,013.70
226	30-Jun-16	C9902049	Mulji Derraj J. Brothers Ltd.	2,951,752.30
227	30-Jun-16	C9902028	Mulji Derraj J. Brothers Ltd.	2,331,242.70
228	24-Jul-13	C2839927	Mulji Derraj J. Brothers Ltd.	3,415,014.30
229	13-Dec-16	C9902475	Mulji Derraj J. Brothers Ltd.	881,729.00
230	17-Dec-12	C1268172	Mulji Derraj J. Brothers Ltd.	3,490,168.00
231	2-Oct-12	A9927036	Mulji Derraj J. Brothers Ltd.	3,088,685.00
232	17-Jan-14	C4642037	Mulji Derraj J. Brothers Ltd.	2,019,328.10
233	17-Jan-14	C4642005	Mulji Derraj J. Brothers Ltd.	2,817,193.10
234	25-Sep-14	C6242207	Mulji Derraj J. Brothers Ltd.	1,232,751.00
235	25-Sep-14	C6242205	Mulji Derraj J. Brothers Ltd.	1,928,121.00
236	30-Jun-16	C9902037	Mulji Derraj J. Brothers Ltd.	2,274,745.70
237	28-Mar-13	C1640528	Mulji Derraj J. Brothers Ltd.	2,440,793.00
238	28-Mar-13	C1640525	Mulji Derraj J. Brothers Ltd.	6,146,932.00
239	10-Mar-17	C9985506	Matanya Undugu Builders Const.	118,315.30
240	9-Dec-16	C9902462	Matanya Undugu Builders Const.	118,315.40
241	10-Jun-14	C2993795	Matanya Undugu Builders Const.	631,551.30
242	10-Jun-14	C2993793	Matanya Undugu Builders Const.	110,800.00
243	29-Dec-14	C6242231	Matanya Undugu Builders Const.	259,714.60
244	30-Jun-16	C9902020	Matanya Undugu Builders Const.	212,377.70
245	30-Jun-16	C9902067	Matanya Undugu Builders Const.	174,727.50
247	30-Jun-16	C6654024	Microwet Power Systems Ltd	368,138.50
248	30-Jun-16	C9902003	Microwet Power Systems Ltd	366,800.15
249	20-May-09	A2212484	Meska General Contractors	701,845.90
250	24-Jun-11	B1950995	Muga Electrical Contractors	164,982.40
251	23-Aug-12	A9927157	Muga Electrical Contractors	306,386.00
252	9-Aug-16	C6654041	Modern Precast K. Ltd.	1,952,570.05
253	30-Jun-16	C9902029	Modern Precast K. Ltd.	1,557,245.60
254	12-Jun-09	A3387602	Micro-City Computers Ltd. Bal on pv	541,831.55
255	31-Dec-10	B0853253	Mantrac limited bal on pv no.000191 11-9-2012	1,122,663.75
256	28-Nov-12	C0649188	Milicons Ltd.	379,608.00
257	30-Jun-11	B1952418	Mijuto Investment & Renovations	100,000.00
258	9-Dec-16	C9902463	Masscon Enterprise	182,803.40
259	6-Jun-17	C9985537	Masscon Enterprise	182,803.40
260	30-Jun-16	C9902062	Mutahi Engineering Services	22,687.00
261	28-Jun-13	C2839912	Musau Building Construction	472,497.00
266	31-Dec-10	B0853254	N.K.Brothers	2,185,601.90
267	10-Dec-09	A4125647	N.K.Brothers	1,921,527.75
268	21-Dec-11	A8801805	N.K.Brothers	1,863,545.50
269	21-Dec-11	A8276845	N.K.Brothers	3,703,882.50
270	29-Sep-11	A8123586	N.K.Brothers	2,081,558.10
271	30-Jun-17	C9985545	N.K.Brothers	1,085,127.00
272	6-Feb-18	B2571536	N.K.Brothers	1,877,353.10
273	23-Aug-12	A9927188	Nginu Power Eng	398,700.00
274	29-Dec-14	C6242243	Nginu Power Eng	100,000.00



275	30-Jun-17	B2571512	Nginu Power Eng	96,809.20
276	17-Jan-17	C9902081	Nginu Power Eng	400,347.20
277	30-Jun-17	B2571507	Nginu Power Eng	39,594.70
278	12-Jun-09	A3387608	Njarie Agencies	168,506.20
279	9-Feb-09	A2204134	Njare Agencies	176,001.00
280	30-Jun-16	C9902048	Nile Electrical Services	89,753.25
281	29-May-17	C9985534	North Gate Investments Ltd.	187,927.80
282	10-Mar-15	C6654116	Norlands Engineering Ltd	24,080.00
284	25-Aug-10	A2797791	Ongata Works Ltd bal on pv no004138 8-11-11	299,297.40
285	29-Mar-12	A9204623	Ongata Works	1,261,520.00
286	17-Jan-17	C9902080	Pong Agencies	311,391.10
287	30-Jun-17	B2571509	Plumbing Systems Ltd.	187,513.40
288	30-Jun-17	B2571510	Pong Agencies	50,549.80
289	30-Jun-17	B2571506	Pong Agencies	30,796.90
290	14-Dec-15	C6654010	Pong Agencies	55,584.00
291	27-Apr-17	C9985524	Peali Building Contractors Ltd.	57,284.20
292	30-Jun-16	C6654032	Peali Building Contractors Ltd.	242,400.55
293	4-Dec-15	C6654150	Philafe Engineering Ltd	352,078.80
294	28-Nov-12	C0649195	Pro Av East Africa Ltd.	323,277.00
296	29-Dec-14	C6242224	Pacificon Investments	246,319.00
297	30-Jun-11	B1952406	Queen Zekira Agency	190,002.70
298	16-Oct-08	A2204010	Rehebeam Agencies	90,968.50
299	16-Oct-08	A2204009	Rehebeam Agencies	30,042.65
300	9-Dec-09	A4125646	Rehebeam Agencies	229,546.50
301	31-Oct-11	A8276810	Rehebeam Agencies	46,386.55
302	23-Aug-10	A2797779	Rehebeam Agencies	190,783.50
303	9-Dec-16	C9902468	Rotalink Engineering Co. Ltd.	226,388.90
304	25-Sep-14	C2839945	Rotalink Engineering Co. Ltd.	399,042.20
305	10-Jun-14	C2993800	Rotalink Engineering Co. Ltd.	400,000.00
307	24-Apr-17	C9985520	Realtech Plumbers	14,536.00
309	17-Nov-08	A2204104	Rimco Communication Ltd.	2,000.00
310	6-Dec-17	B2571523	Rischach Construction Company	272,383.00
311	10-Nov-10	B0570922	Snowpeak Refrigerator Gen.	308,414.70
312	12-Jun-09	A3387605	Snowpeak Refrigerator Gen. bal on pv no.000191	53,673.70
313	29-Aug-11	B1952450	Snowpeak Refrigerator Gen.	61,927.85
314	29-Aug-11	A8123552	Snowpeak Refrigerator Gen.	395,803.90
315	29-Aug-11	A8123570	Snowpeak Refrigerator Gen. bal on pv no.004462 23/11/11	324,785.80
316	29-Nov-11	A8276824	Snowpeak Refrigerator Gen.	140,934.00
318	30-Jun-16	C9902018	Steadycon Ltd.	1,353,901.35
319	4-Dec-15	C6654148	Steadycon Ltd.	48,319.00
320	4-Dec-15	C6654147	Steadycon Ltd.	347,190.60
321	30-Jun-16	C9902056	Steadycon Ltd.	710,838.20
322	30-Jun-16	C6654031	Steadycon Ltd.	1,622,832.75
323	17-Jan-14	C4642032	Stepal Builders Co. Ltd.	388,692.40
324	22-Feb-12	A9204601	Stepal Builders Co. Ltd.	182,637.00
325	10-Mar-15	C6654105	Stepal Builders Co. Ltd.	227,548.50
326	4-Dec-15	C6654144	Stepal Builders Co. Ltd.	991,285.20
327	10-Mar-15	C6654108	Stepal Builders Co. Ltd.	88,794.00
328	10-Mar-15	C6654107	Stepal Builders Co. Ltd.	32,508.50
329	10-Mar-15	C6654106	Stepal Builders Co. Ltd.	70,849.50
330	23-Aug-12	A9927169	Spion Construction Co. Ltd.	2,112,075.00
331	23-Aug-12	A9927166	Spion Construction Co. Ltd.	476,643.00
332	17-Dec-12	C1268174	Spion Construction Co. Ltd.	643,220.00



333	25-Jan-12	A8801820	Spion Construction Co. Ltd.	3,005,676.00
334	26-Aug-11	B1951946	Spion Construction Co. Ltd.	3,003,229.55
335	11-May-11	B1950958	Spion Construction Co. Ltd.	2,236,091.10
336	9-Aug-16	C6654042	Spion Construction Co. Ltd.	2,433,677.20
337	31-Dec-10	B0853262	Steelstone Ltd.	343,207.00
338	2-Oct-12	A9927029	Steelstone Ltd.	42,616.00
339	29-Aug-11	A8123554	Steelstone Ltd.	245,567.60
340	7-Sep-10	B0068769	Steelstone Ltd.	172,661.80
341	17-Dec-12	C1268165	Soulco Kenya Ltd.	12,338.00
342	22-Feb-12	A9204604	Soulco Kenya Ltd.	396,074.00
343	29-Jun-12	A9926586	Soulco Kenya Ltd.	105,401.20
344	2-Oct-12	A9927043	Solakold Services Ltd.	123,029.00
345	18-Nov-08	A2204111	Solakold Services Ltd.	63,048.00
346	7-Sep-10	B0068754	Solakold Services Ltd.	4,794.00
347	30-Jun-16	C990204	Saamima Investments Ltd.	725,105.75
349	2-Oct-12	A9927026	Stainless Steel Products Ltd.	532,440.00
350	21-Dec-11	A8276839	Stainless Steel Products Ltd. Bal on pv no.00906	67,396.45
351	15-Sep-10	B0068774	Sivad Construction Ltd. Bal on pv no.01302	1,356,369.60
352	26-Sep-12	A9927198	Straccon Engineering Ltd. Bal on pv no.01293	28,966.00
354	11-Apr-17	C9985512	Shake Distributors	70,549.40
355	1-Apr-17	C9985513	Shake Distributors	70,549.40
356	28-Jun-13	C2839906	Simalice Construction Co.	118,047.00
357	17-Jan-14	C4642024	Stramax General Contractors	37,423.20
358	29-Dec-14	C6242221	Siluma Enterprise	356,248.30
359	10-Jun-14	C2993792	Samco Contractors	232,642.20
360	30-Jun-16	C9902052	Seacom Construction	580,001.50
361	16-Oct-08	A2204027	Security Products	41,739.00
362	30-Jun-16	C9902034	Span Engineers	1,233,944.65
363	30-Jun-11	B1952409	Sunbet Contractors	220,259.10
365	17-Jan-17	C9902083	Terra Craft	2,459,361.70
366	22-Apr-10	A4952547	Terra Craft	3,234,688.80
367	31-Dec-10	B0853261	Terra Craft	3,678,664.55
368	23-Aug-12	A9927161	Terra Craft	941,087.00
369	25-Dec-10	A4952536	Terra Craft Bal on PV No.06988	226,695.25
370	30-Mar-12	A9204626	Terra Craft	1,475,223.60
371	6-Sep-10	A2797797	Terra Craft	2,150,973.40
372	22-Apr-10	A4952547	Terra Craft Bal on PV No.	306,041.90
373	30-Jun-17	C9985548	Terra Craft	1,165,872.30
374	22-May-17	C9985532	Terra Craft	2,902,476.20
375	16-Oct-17	B2571518	Terra Craft	2,177,844.05
376	17-Jan-14	C4642026	Terra Craft	1,511,806.50
377	28-Mar-18	B2571604	Terra Craft	800,427.40
378	29-Jun-18	B2571617	Terra Craft	40,937.50
381	29-Sep-11	A8123588	Trident Plumbers Ltd.	82,434.00
382	21-Dec-11	A8276847	Trident Plumbers Ltd.	1,016,285.50
383	29-Aug-11	B1952445	Trident Plumbers Ltd.	67,582.05
384	30-Jun-17	C9985546	Trident Plumbers Ltd.	299,873.10
385	25-Jan-12	A8801827	Trident Plumbers Ltd.	165,262.50
386	17-Jan-14	C4642021	Trident Plumbers Ltd.	130,764.00
387	28-Jun-13	C2839904	Trident Plumbers Ltd.	417,701.00
388	29-Dec-14	C6242239	Trident Plumbers Ltd.	91,392.30
389	29-Dec-14	C6242240	Trident Plumbers Ltd.	798,598.80
390	13-Dec-17	B2571524	Trident Plumbers Ltd.	265,309.20

391	2-Oct-12	A9927025	Trident Plumbers Ltd.	138,907.00
392	31-Dec-10	B0853265	Thunder Plumbing &Construction	264,134.90
393	7-Sep-10	B0068768	Thunder Plumbing &Construction	301,109.95
394	17-Jan-14	C4642019	Thunder Plumbing &Construction	125,970.15
395	11-May-11	B1950967	Thunder Plumbing &Construction	707,872.45
396	4-Dec-15	C6654143	Thunder Plumbing &Construction	122,331.90
397	30-Jun-05	C9902014	Thunder Plumbing &Construction	122,331.90
398	27-Jul-05	3184287	Thenge-ini General Contractors	30,873.10
399	27-Jul-05	3185675	Thenge-ini General Contractors	55,486.35
400	14-Jun-05	3184802	Thenge-ini General Contractors	41,832.05
401	17-Dec-12	C1268170	Thingu General Contractors Ltd.	185,159.00
402	28-Jun-13	C2839905	Thingu General Contractors Bal on PV No. 0903	10,462.75
403	28-Nov-17	C0649190	Temple Air	8,910.00
404	17-Jan-14	C4642013	Telecommunication Today	274,480.00
405	17-Dec-12	C1268179	Ultimate Engineering Ltd.	167,040.00
406	23-Aug-12	A9927175	Ultimate Engineering Ltd.	1,229,922.00
407	19-Sep-09	A4125603	Ultimate Engineering Ltd.	71,753.40
408	12-Jun-09	A3387612	Ultimate Engineering Ltd.	318,456.80
409	9-Dec-09	A4125641	Ultimate Engineering Ltd. Bal on pv no.00912	29,314.40
410	29-Nov-11	A8276829	Ultimate Engineering Ltd. bal on pv no.005137	1,751,294.80
411	7-Sep-10	B0068751	Ultimate Engineering Ltd.	166,133.30
412	30-Jun-11	B1952431	Ultimate Engineering Ltd.	49,990.60
413	25-Sep-14	C6242203	Ultimate Engineering Ltd.	175,000.00
414	29-Dec-14	C6242233	Ultimate Engineering Ltd.	1,452,152.10
415	14-Dec-15	C6654007	Ultimate Engineering Ltd.	64,182.60
416	14-Dec-15	C6654011	Ultimate Engineering Ltd.	524,923.20
417	30-Jun-17	B2571514	Unispan Ltd.	1,078,020.80
418	24-Apr-17	C9985519	Unispan Ltd.	517,846.80
420	23-Dec-16	C9902077	Unispan Ltd.	337,153.10
421	30-Jun-16	C9902063	Unispan Ltd.	2,506,028.50
	14-Dec-15	C6654008	Vaghjiyani Enterprise Ltd.	2,959,061.75
	28-Nov-12	C1268155	Trident Plumbers Ltd.	393,108.10
	14-Dec-15	C6654006	V-line Services Ltd	193,578.85
	28-Nov-12	C1268154	V-line Services Ltd	1,383,077.00
	23-Aug-12	A9927184	V-line Services Ltd	756,551.00
	23-Aug-12	A9927185	PowerwareSystems Ltd.	177,113.60
422	23-Aug-12	A9927178	Vaghjiyani Enterprise Ltd.	5,687,797.00
423	23-Aug-12	A9927177	Vaghjiyani Enterprise Ltd.	6,865,634.00
424	2-Oct-12	C0649151	Vaghjiyani Enterprise Ltd.	4,424,328.00
425	27-Nov-12	C0649183	Vaghjiyani Enterprise Ltd.	3,689,256.00
426	30-Dec-11	A8801809	Vaghjiyani Enterprise Ltd.	148,601.60
427	30-Dec-11	A8801813	Vaghjiyani Enterprise Ltd.	4,290,824.70
436	18-Jan-13	C1268186	Vaghjiyani Enterprise Ltd.	4,704,501.70
437	8-May-17	C9985526	Vaghjiyani Enterprise Ltd.	482,062.40
438	8-May-17	C9985525	Vaghjiyani Enterprise Ltd.	2,433,477.00
439	30-Jun-17	B2571503	Vaghjiyani Enterprise Ltd.	601,844.60
440	30-Jun-16	C9902023	Vaghjiyani Enterprise Ltd.	4,097,802.20
441	30-Jun-16	C9902022	Vaghjiyani Enterprise Ltd.	6,027,709.25
442	4-Dec-15	C6654002	Vaghjiyani Enterprise Ltd.	12,261,334.70
443	29-Jun-12	A9926589	Vaghjiyani Enterprise Ltd. Bal on pv no.000340 16-10-2015	1,617,259.30
444	18-Feb-13	C1640517	Vaghjiyani Enterprise Ltd.	4,855,115.00
445	28-Mar-13	C1640526	Vaghjiyani Enterprise Ltd.	1,435,166.30
446	28-Jun-13	C2839910	Vaghjiyani Enterprise Ltd.	2,105,389.00

447	17-Jan-14	C4642007	Vaghjiyani Enterprise Ltd.	924,195.20
448	10-Nov-10	B0570923	Volcanic Plumbing Works	1,191,864.00
449	23-Aug-12	A9927173	Volcanic Plumbing Works	1,301,754.00
450	17-Sep-10	B0068780	Volcanic Plumbing Works	66,840.00
451	7-Sep-10	B0068771	Volcanic Plumbing Works Bal on PV No.005806	429,314.00
452	29-Nov-11	A8276837	Volcanic Plumbing Works	1,574,929.50
453	10-Jan-11	B0853275	Volcanic Plumbing Works	75,713.20
455	17-Jan-14	C4642031	Volcanic Plumbing Works	524,408.75
456	17-Jan-14	C4642035	Volcanic Plumbing Works	524,408.75
457	14-Dec-15	C6654012	Volcanic Plumbing Works	1,737,030.00
460	30-Dec-11	A8801810	V Line Services Ltd	213,590.70
462	2-Oct-12	A9927027	Vee Vee Enterprise	129,268.00
463	29-Dec-14	C6242236	Vinbel International Ltd	857,842.60
464	29-Dec-14	C6242234	Vinbel International Ltd	569,994.30
465	14-Dec-15	C6654013	Vinbel International Ltd	346,619.15
466	16-Oct-08	A2204023	Victory Construction	1,477,039.25
467	9-Aug-16	C6654043	Vanshi Enterprises	350,000.00
468	12-Jun-12	A9204648	Value Build Const. Ltd.	53,903.00
469	10-Mar-15	C6654109	Wilkori Build &Civil Eng.	565,348.10
470	30-Jun-16	C9902069	Wilkori Build &Civil Eng.	434,651.90
471	30-Jun-11	B1952402	Wil Developers &Construction Ltd. Bal on pv no.01453	23,253.40
472	28-Mar-13	C1640531	Wil Developers &Construction Ltd.	27,023.00
473	30-Jun-11	B1952408	Washington Building Contractors	170,788.60
474	19-Jan-18	B2571529	Westrock Ltd.	81,875.00
475	20-Mar-18	B2571548	Westrock Ltd.	17,812.50
476	17-Jan-14	C4642038	Yamu Engineering Services Ltd.	175,825.00
477	10-Mar-17	C9985504	Yamu Engineering Services Ltd.	207,057.50
478	9-Dec-16	C9902465	Yamu Engineering Services Ltd.	207,057.40
479	27-Sep-12	A9927022	Yellow House Ltd.	605,543.00
480	3/3/2008	9385198	Burrel International Ltd	187,222.25
481	2-May-08	9385879	Burrel International Ltd	289,831.40
482	18/9/07	8952300	Dimken (K)Ltd	39,288.60
483	12/9/2007	8952265	Dimken (K)Ltd	67,122.00
484	26/7/07	8566937	Dimken (K)Ltd	246,681.90
485	3/12/2007	9384202	Dimken (K)Ltd	302,040.00
486	7/3/2008	9385518	Magic Gen.Contractors	21,902.00
487	13/3/06	4362250	Frankim Construction Ltd	44,364.80
488	6/11/2006	6695728	Magic Gen.Contractors	331,017.05
489	14/8/06	6689374	PAC-MOR PW	232,919.20
490	8/1/2007	6696808	PAC-MOR PW	72,660.10
491	3/3/2008	9385502	Magic Gen.Contractors	175,211.00
492	12/11/2007	9377960	Magic Gen.Contractors	521,305.65
493	27/10/06	6695709	Mason Electronic Ltd.	42,622.95
494	27/10/06	6695705	Zakhem Construction	555,112.95
495	11/8/2006	6689358	Aqua Plumbing Co. Ltd,	120,600.00
496	11/8/2006	6689357	Aqua Plumbing Co. Ltd,	81,056.00
497	14/8/06	6689373	Mason Electronic Ltd.	26,785.00
498	12/11/2007	9377095	Pong Agencies Ltd	69,628.50
499	28/9/07	8953276	Aqua Boil Contractors	52,443.15
500	1/10/2007	8953291	Amiran Communications	271,047.60
501	2/10/2007	9377055	Goelea Enterprises	26,302.60
502	2/10/2007	9377063	Amref	20,000.00
503	6/9/2007	8951242	Baraka Electrical & H/Ware	69,465.00

504	6/9/2007	8951241	Josswa Plumbers	69,305.00
505	6/9/2007	8951234	Amref	20,000.00
506	25/7/07	8566935	Jandi Electrical Enterprise	31,099.00
507	5/12/2007	9384222	Pegrume Ltd	19,690.25
508	12/11/2007	9377099	Pegrume Ltd	42,471.50
509	6/11/2006	6695726	Pegrume Ltd	36,601.45
510	19/6/02	168194	Aqua Plumbing Co. Ltd,	20,000.00
511	15/8/06	6689380	Security Products	19,284.00
512	10/5/2006	4362500	Marson Electroniscs Ltd.	52,531.00
513	9/3/2007	6696884	Magic Gen.Contractors	710,325.20
514	24/10/05	3185739	Security Products	456,796.20
515	21/12/07	6696887	Security Products	96,846.50
516	15/8/06	6689376	Marson Electroniscs Ltd.	20,614.10
517	6/6/2006	4375463	Security Products	220,216.40
518	26/7/05	3184846	Jackdam Building	45,937.75
519	27/7/05	3185656	Reman Network Servises	30,225.00
520	27/7/05	3185676	Voice & Data Networks Ltd.	52,924.50
521	24/01/08	9385153	Burrel Internatinal	139,477.95
522	24/10/05	3185738	Nyawara Investment Agencies	16,020.40
523	24/10/05	3185736	Masosa Construction	223,020.45
524	16/11/05	4359331	Mukasi Builders & Gen. Supplies	282,230.10
525	16/11/2005	4359341	Dimken (K)Ltd	387,750.90
526	23/2/06	4362226	Two D & M Contractors	536,918.50
527	13-Feb-06	4360634	Two D & M Contractors	536,918.50
528	13-Feb-06	4360633	Two D & M Contractors	536,918.50
	24-Nov-17	B2571515	Burrel Internatinal	9,419,260.80
529	28-Jul-05	3185683	Victory Construction	186,013.00
530	29-Aug-11	A8123560	Birdi Construction Ltd.	381,753.60
531	4-Oct-07	9163496	Birdi Construction Ltd.	503,726.60
532	16-Dec-17	C9902088	Mukasi Builders & Gen. Supplies	103,395.60
550	25-Nov-09	4125635	Ray Engineering	2,179,285.15
551	31-Oct-05	2204038	Birdi Civil Engineering	340,500.00
552	29-Aug-11	8123560	Birdi Civil Engineering	381,753.60
553	7-Jan-15	6242249	Mukasi Builders & Gen. Supplies	64,306.50
554	16-Sep-10	0068778	Glama Agencies	62,760.00
555	29-Jun-12	9926598	Kitek (7) Limited	697,699.50
556	30-Jun-11	1952416	Kitek (7) Limited	682,634.80
557	29-Jun-12	9927017	SiemensLtd.	327,742.30
558	"	9927018	Clean Air Systems	73,639.70
559	16-Mar-10	4952544	Reman Network Servises	7,539.80
560	14-Nov-18	B2571623	Associated Constructions Co (K) Ltd	659,938.00
561	"	B2571624	Top Choice Serveillanvce Ltd.	621,423.60
562	"	B2571625	Landmark Holdings Ltd.	1,951,982.80
563	"	B2571626	Glama Electrical & Mechanical Co. Ltd.	118,709.80
564	"	B2571627	Mulji Derraj J. Brothers Ltd.	2,858,884.30
565	"	B2571628	Terra Craft Ltd.	3,637,179.30
566	"	B2571629	Gibmec Limited	487,064.70
569	19-Nov-18	B2571633	High point Agencies	3,087,364.00
570	18-Feb-19	B2571634	N.K. Brothers Ltd.	1,438,007.00
573	"	B2571637	Associated Construction Co(K) Ltd.	1,198,197.50
574	18-Feb-19	B2571639	Volcanic Plumbing Works Ltd.	222,090.00
575	"	B2571640	Top Choice	641,948.00
576		B2571642	Kivcon Engineering and Construction Ltd.	138,190.90



577	„	B2571643	Landmark Holdings Ltd.	1,731,012.70
579	25-Feb-19	B2571646	Lamin Works	110,000.00
580	25-Feb-19	B2571647	Vaghjiyani Ltd.	370,674.00
581	„	B2571648	Blue Valley Enterprises	100,006.90
584	„	B2571651	Bowmans Enterprises	235,000.00
585	27-Feb-19	B2571653	Burrel International Ltd.	135,192.50
586	27-Feb-19	B2571654	Volcanic Plumbing Works Ltd.	127,216.50
587	27-Feb-19	B2571655	Aqua Boil Contractors	76,960.10
589	1-Mar-19	B2571657	Evatika Construction Ltd	90,000.00
592	18-Mar-19	B2571660	Evatika Construction Ltd	45,000.00
594	18-Mar-19	B2571663	Bowmans Enterprises	55,809.80
595	18-Mar-19	B2571665	Lamin Works	55,000.00
596	18-Mar-19	B2571666	Schindler Limited	1,307,830.65
597	29-Mar-19	B2571667	Mulji Devraj and Brothers Ltd.	2,308,516.70
598	29-Mar-19	B2571668	N.K. Brothers Ltd.	639,582.00
599	29-Mar-19	B2571669	Trident Plumbers Ltd	23,184.00
609	12-Apr-19	B2571681	Marcain General Agencies	5,000.00
610	12-Apr-19	B2571682	Marcain General Agencies	2,500.00
614	25-Apr-19	B2571686	Gichocho Building Cont Co. Ltd	470,000.00
615	25-Apr-19	B2571687	Glama Electrical ad Mechanical Co. Ltd	517,870.85
616	25-Apr-19	B2571688	China Jiangxi International Kenya Ltd.	5,379,920.80
618	13-May-19	B2571690	Apallan Manne and General /Benris Investment	4,228,696.30
620	13-May-19	B2571694	M/S Landmark Holdings Ltd.	577,004.50
621	13-May-19	B2571695	Volcanic Plumbing Works Ltd	217,355.60
622	13-May-19	B2571696	Glama Electrical and Mechanical Co. Ltd	292,825.25
624	13-May-19	B2571698	Samima Investment Limited	96,893.35
625	13-May-19	B2571699	Evatika Construction Ltd.	43,075.20
627	13-May-19	C9985601	Flooring and Interiors Ltd	68,362.65
630	15-May-19	C9985605	Rishach Construction Company Ltd	225,000.00
633	23-May-19	C9985608	Samma Investment Ltd	190,000.00
634	23-May-19	C9985609	Samma Investment Ltd	120,590.75
635	27-May-19	C9985610	Aven Premier International Ltd.	302,754.55
636	27-May-19	C9985611	Rehebeam Agencies Ltd	280,000.00
637	27-May-19	C9985612	Ongata Works Ltd	948,402.75
641	29-May-19	C9985616	Associated Constructions Co(K) Ltd	765,062.00
644	13-Jun-19	C9985619	Thunder Plumbing Ltd	175,974.40
645	13-Jun-19	C9985620	Trident Plumbers Ltd	146,940.00
646	18-Jun-19	C9985621	Leeds Engineering Company Ltd.	143,227.30
647	18-Jun-19	C9985622	Aven Premier International Ltd.	197,245.40
651	30-Jun-19	C9985626	Dukana Investment Co. Ltd	1,381,142.50
656	30-Jun-19	C9985631	Landmark Holdings Ltd	2,599,416.50
659	30-Jun-19	C9985634	Subira Construction Ltd	285,786.00
660	30-Jun-19	C9985635	Subira Construction Ltd	414,214.00
661	30-Jun-19	C9985636	Gichocho Building Cont. Co. Ltd	400,000.00
662	30-Jun-19	C9985637	DWG International Construction Ltd	2,450,000.00
670	30-Jun-19	C9985645	Ultimate Engineering Ltd	1,284,823.70
671	30-Jun-19	C9985646	Benris Investment Ltd and Appalan Mainne	1,608,411.70
672	30-Jun-19	C9985647	Appalan Manne and Benris Investment	762,892.00
673	30-Jun-19	C9985648	Appalan Manne and General Contractors Ltd	2,157,266.20
674	30-Jun-19	C9985649	Appalan Manne and General Contractors Ltd	2,121,427.60
	29-Nov-20	C9985650	Mulji Devraj & Brothers Ltd.	2,202,259.40
	„	C9985651	DWG International Construction Ltd	4,831,500.00
	„	C9985653	Dukana Investment Co. Ltd	118,857.50

	13-Dec-19	C9985654	Rishach Construction Company Ltd	97,808.40
	"	C9985655	Appallan Marine & Benris Investment	3,531,848.60
	18-Dec-19	C9985656	Appallan Marine & General Contractors	1,000,000.00
	"	C9985657	Appallan Marine & General Contractors	1,000,000.00
	"	C9985658	Ongata Works Ltd	595,598.30
	"	C9985659	Central Electricals International Ltd.	81,319.95
	"	C9985660	Volcanic Plumbing Works	64,332.70
	"	C9985662	Ongata Works Ltd	809,473.30
	"	C9985663	Tripple Nine Associates Ltd	61,205.05
	"	C9985664	Com 21 Ltd	4,802.85
	"	C9985665	Nelliwa Builders Ltd	31,988.90
	"	C9985666	Clean Air Systems	54,725.65
	"	C9985667	Electro watts Ltd	6,117.90
	19-Dec-20	C9985668	Gradwin Enterprises Ltd.	695,035.00
	"	C9985669	Kajuju General Contractors Ltd.	117,500.00
	23-Dec-19	C9985671	Volcanic Plumbing Works	384,412.50
	31-Dec-19	C9985674	Mulji Devraj & Brothers Ltd.	590,849.50
	"	C9985675	Ongata Works Ltd	401,306.40
	"	C9985676	volcanic Plumbing Works	82,363.80
	"	C9985677	Central Electricals International Ltd.	52,137.90
	6-Jan-20	C9985678	Modern Precast Ltd.	57,940.00
	"	C9985680	Top Choice Serveillanvce Ltd.	653,554.25
	"	C9985681	DWG International Construction Ltd	1,914,970.05
	"	C9985682	Lamin Works	32,152.90
	"	C9985684	Top Choice Serveillanvce Ltd.	2,231,449.65
	"	C9985686	Samima Investment Limited	121,943.20
	"	C9985687	Mulji Devraj & Brothers Ltd.	1,653,097.60
	9-Jan-20	C9985688	Jomikoka Construction	25,000.00
	21-Jan-20	C9985689	Amma Construction Company Ltd.	723,954.00
	"	C9985690	Bishin Transporters & Const. Co. Ltd.	445,937.25
	"	C9985691	Nginu Power Eng	228,560.00
	"	C9985692	Anthopi Mechanical Engineering Services	121,150.90
	"	C9985693	Piulva Engineering & Technology Ltd.	35,346.25
	6-Feb-20	C9985695	Gidly Enterprises Ltd.	508,683.80
	13-feb-	C9985696	Appallan Marine & General Contractors	516,960.15
	18-Feb-20	C9985697	Gradwin Enterprises Ltd.	330,000.00
	"	C9985698	Appallan Marine & General Contractors	494,105.80
	"	C9985699	Appallan Marine & General Contractors	483,039.80
	"	C9985700	Subira Construction Ltd	482,123.45
	28-Feb-20	C9985801	Amma Construction Company Ltd.	758,912.60
	"	C9985802	ongata Works Ltd	75,460.10
	"	C9985803	Central Electricals International Ltd.	9,803.80
	"	C9985804	Volcanic Plumbing Works	15,487.35
	6-Mar-20	C9985805	Appallan Marine & General Contractors	505,894.20
	"	C9985806	Appallan Marine & General Contractors	1,401,748.00
	"	C9985807	Benris Investment Ltd and Appalan Mainne	768,300.00
	"	C9985808	Cheptulel Contractors Ltd.	823,500.50
	"	C9985809	Top Choice Serveillanvce Ltd.	285,044.15
	"	C9985810	ongata Works Ltd	1,381,750.35
	"	C9985811	Gradwin Enterprises Ltd.	209,643.10
	"	C9985812	Ongata Works Ltd	78,411.40
	"	C9985813	volcanic Plumbing Works	16,093.10
	"	C9985814	Central Electricals International Ltd.	10,187.25

	..	C9985815	Glama Electrical & Mechanical Co. Ltd.	191,976.95
	..	C9985816	Mulji Devraj & Brothers Ltd.	1,274,458.60
	..	C9985817	volcanic Plumbing Works	596,178.60
	..	C9985819	Nginu Power Eng	128,693.80
	..	C9985820	Italbuild Ltd	350,000.00
	..	C9985821	Ongata Works Ltd	158,329.25
	..	C9985822	volcanic Plumbing Works	32,495.70
	..	C9985823	Central Electricals International Ltd.	20,572.05
	..	C9985824	Ongata Works Ltd	499,687.90
	..	C9985825	Solakold Services Ltd.	220.90
	..	C9985826	Clean Air Systems Ltd.	32,936.05
	..	C9985827	Com 21 Ltd	2,062.75
	..	C9985828	Nelliwa Builders Ltd	15,352.40
	..	C9985829	Appallan Marine & General Contractors	1,117,133.30
	11-Mar-20	C9985831	Richardson Company Ltd	244,257.70
	..	C9985832	Ongata Works Ltd	476,766.35
	..	C9985833	volcanic Plumbing Works	97,851.15
	..	C9985834	Central Electricals International Ltd.	61,941.70
	..	C9985835	Ongata Works Ltd	392,518.40
	..	C9985836	Nelliwa Builders Ltd	2,440.55
	..	C9985837	Solakold Services Ltd.	1,220.25
	..	C9985838	Clean Air Systems Ltd.	813.50
	..	C9985839	Com 21 Ltd	2,237.15
	..	C9985840	Ongata Works Ltd	1,712,995.05
	..	C9985841	Solakold Services Ltd.	5,325.40
	..	C9985842	Clean Air Systems Ltd.	3,550.25
	..	C9985843	Com 21 Ltd	9,763.20
	..	C9985844	Ongata Works Ltd	337,816.55
	..	C9985845	Solakold Services Ltd.	149.35
	..	C9985846	Clean Air Systems Ltd.	22,266.60
	..	C9985847	Nelliwa Builders Ltd	10,379.05
	..	C9985848	Com 21 Ltd	1,394.55
	..	C9985849	Electrowatts Ltd.	1,944.35
	12-Mar-20	C9985850	Ongata Works Ltd	4,321,283.90
	..	C9985851	Nelliwa Builders Ltd	50,506.00
	..	C9985852	Clean Air Systems Ltd.	8.00
	..	C9985853	Com 21 Ltd	25,669.45
	..	C9985854	China Jiangxi International Kenya Ltd.	4,807,215.50
	17-Mar-20	C9985855	Electrowatts Ltd.	442,065.50
	18-Mar-20	C9985856	Aven Premier International Ltd.	621,726.10
	27-Mar-20	C9985857	ongata Works Ltd	217,127.95
	..	C9985858	Nelliwa Builders Ltd	1,297.10
	..	C9985859	Clean Air Systems Ltd.	449.80
	..	C9985860	Solakold Services Ltd.	680.95
	..	C9985861	Com 21 Ltd	1,236.95
	14-May-20	C9985862	Milicons Ltd.	344,000.00
	29-May-20	C9985863	Terra Craft Ltd.	1,680,896.30
	..	C9985864	Kutch Enterprises	237,793.00
	..	C9985865	PS SDPW-Variou	26,325,237.95
	4-Jun-20	C9985866	Tripple Nine Associates Ltd	209,621.05
	..	C9985867	Tripple Nine Associates Ltd	14,201.00
	..	C9985868	Tripple Nine Associates Ltd	26,105.40
	23-Jun-20	C9985869	China Jiangxi International Kenya Ltd.	2,314,071.55

	"	C9985870	China Jiangxi International Kenya Ltd.	4,830,008.45
	29-Jun-20	C9985872	China Jiangxi International Kenya Ltd.	448,309.70
	"	C9985873	Tripple Nine Associates Ltd	3,254.05
	30-Jun-20	C9985874	Tripple Nine Associates Ltd	38,614.35
	"	C9985875	Shalfa Holdings Ltd	177,152.60
			Total	694,854,447.35
			OTHER DEPOSITS	
675	17-Aug-12	9927154/5/6	National Construction Authority	668,000.00
	"	C9985876	Ministry of Health	1,500,000.00
			Total	2,168,000.00
			Grand Total	697,022,447.35



STATEMENT OF CASH FLOW

Entity: 1095 State Department for Public Works

Current Period: JUL-19 To JUN-20

Compare With: JUL-18 To JUN-19

	Note	Current Period Kshs	Previous Period Kshs
Receipts and operating income			
Tax Receipts	1	0.00	0.00
Social Security Contribution	2	0.00	0.00
Proceeds from Domestic and Foreign Grants	3	0.00	0.00
Exchequer releases	4	3,376,792,182.25	2,465,180,000.00
Transfers from Other Government Entities	5	0.00	0.00
Reimbursements and Refunds	9	0.00	0.00
Returns of Equity Holdings	10	0.00	0.00
Other Receipts	11	5,968,357.00	4,405,388.65
Payments for Operating Expenses			
Compensation of Employees	12	734,243,348.65	479,407,552.05
Use of goods and Services	13	222,156,617.70	250,064,986.75
Subsidies	14	0.00	0.00
Transfers to Other Government Units	15	1,258,399,999.40	868,424,500.00
Other Grants and Transfers	16	0.00	0.00
Social Security Benefits	17	2,399,300.00	4,372,928.75
Finance Costs, including Loan Interest	19	0.00	0.00
Other payments	21	0.00	0.00
Adjusted for :			
Adjustments during the year		14,888,657.65	91,925,972.20
Prior year adjustments		0.00	(1,945,245.00)
Net Cash From Operating Activities	A	1,180,449,931.15	957,296,148.30
Cash Flow From Investing Activities			
Proceeds from Sales of Assets	8	0.00	21,000.00
Acquisition of Assets	18	1,130,128,149.50	864,967,979.80
Net Cash Flow From Investing Activities	B	(1,130,128,149.50)	(864,946,979.80)
Cash Flow From Borrowing Activities			
Proceeds from Domestic Borrowings	6	0.00	0.00
Proceeds from Foreign Borrowings	7	0.00	0.00
Repayment of Principal on Domestic and Foreign Borrowing	20	0.00	0.00
Net Cash Flow From Financing Activities	C	0.00	0.00
NET INCREASE IN CASH AND CASH EQUIVALENT	A+B+C	50,321,781.65	92,349,168.50
Cash and Cash Equivalent at BEGINNING of The Year		724,150,165.45	631,800,996.95
Cash and Cash Equivalent at END of The Year	22A+22B	774,471,947.10	724,150,165.45

The Statement has been prepared, reviewed and approved by the following:

Prepared By: _____

Date: _____

Reviewed By: _____

Date: _____

Approved By: _____

Date: _____



NOTES TO THE FINANCIAL STATEMENTS

Entity: 1095-State Department for Public Works

Current Period: JUL-19 To JUN-20

Compare With: JUL-18 To JUN-19

1 Tax Receipts

Item Description	Item Code	Current Period	Previous Period
		Kshs	Kshs
Taxes on Income, Profits and Capital Gains	1110000	0.00	0.00
Taxes on Payroll and Workforce	1120000	0.00	0.00
Taxes on Property	1130000	0.00	0.00
Taxes on Goods and Services	1140000	0.00	0.00
Taxes on International Trade and Transactions	1150000	0.00	0.00
Other Taxes (not elsewhere classified)	1160000	0.00	0.00
TOTAL		0.00	0.00

2 Social Security Contribution

Item Description	Item Code	Current Period	Previous Period
		Kshs	Kshs
Health Insurance Contribution	1210100	0.00	0.00
NHIF Health Insurance Contributions	1210200	0.00	0.00
Contributions from Govt. Employees for Social & Welfare Schemes	1210300	0.00	0.00
TOTAL		0.00	0.00

3 Proceeds from Domestic and Foreign Grants

Item Description	Item Code	Current Period	Previous Period
		Kshs	Kshs
Grants from Foreign Governments	1310000	0.00	0.00
Grants from International Organisations	1320000	0.00	0.00
TOTAL		0.00	0.00

4 Exchequer releases

Item Description	Item Code	Current Period	Previous Period
		Kshs	Kshs
Exchequer Releases/ Provisioning Account	9910201	3,376,792,182.25	2,465,180,000.00
TOTAL		3,376,792,182.25	2,465,180,000.00

5 Transfers from Other Government Entities

Item Description	Item Code	Current Period	Previous Period
		Kshs	Kshs
Grants received by Central Govt from General Govt units	1330100	0.00	0.00
Grants Received from General Govt units by Local Authorities	1330200	0.00	0.00
Grants to Fund Accounts from Central Govt Budget	1330300	0.00	0.00
Grants to other General Govt units from General Govt units	1330400	0.00	0.00
TOTAL		0.00	0.00

6 Proceeds from Domestic Borrowings

Item Description	Item Code	Current Period	Previous Period
		Kshs	Kshs
Borrowing within General Government	5110100	0.00	0.00
Borrowing from Monetary Authorities (Central Bank)	5110200	0.00	0.00
Other Domestic Depository Corporations (Commercial Banks)	5110300	0.00	0.00
Borrowing from Other Domestic Financial Institutions	5110400	0.00	0.00
Borrowing from Other Domestic Creditors	5110500	0.00	0.00
TOTAL		0.00	0.00

7 Proceeds from Foreign Borrowings

Item Description	Item Code	Current Period	Previous Period
		Kshs	Kshs
Foreign Borrowings - Drawdowns through Exchequer	5120100	0.00	0.00
Foreign Borrowing-Direct Payments	5120200	0.00	0.00
Foreign Currency and Foreign Deposits	5120300	0.00	0.00
Other Foreign Accounts Payable	5120400	0.00	0.00
TOTAL		0.00	0.00

8 Proceeds from Sales of Assets

Item Description	Item Code	Current Period	Previous Period
		Kshs	Kshs
Receipts from the Sale of Buildings - Paid to Exchequer	3510100	0.00	0.00
Receipts from the Sale of Buildings	3510200	0.00	0.00
Receipts from sale of other st	3510300	0.00	0.00
Receipts from sale of other st	3510400	0.00	0.00
Receipts from the Sale of Vehicles and Transport Equipment - Paid to Exchequer	3510500	0.00	0.00
Receipts from the Sale of Vehicles and Transport Equipment	3510600	0.00	0.00
Receipts from the Sale of Plant Machinery and Equipment - Paid to Exchequer	3510700	0.00	0.00
Receipts from the Sale Plant Machinery and Equipment	3510800	0.00	0.00
Receipts from Sale of Certified Seeds and Breeding Stock - Paid to Exchequer	3510900	0.00	0.00
Receipts from Sale of Certified Seeds and Breeding Stock	3511000	0.00	0.00
Receipts from the Sale of Strategic Reserves Stocks	3520100	0.00	0.00
Receipts from the Sale of Other Inventories, Stocks, and Commodities	3520200	0.00	0.00
Receipts from the Sale of Inventories, Stocks and Commodities	3520300	0.00	0.00
Receipts from the Sale of Land	3540100	0.00	0.00
Receipts from the Sale of Other Naturally Occurring Non-Produced Assets	3540200	0.00	0.00
Receipts from the Sale of Intangible Non-Produced Assets	3540300	0.00	0.00
Receipts from the Sale of Non-Produced Assets Collected as AIA	3540400	0.00	21,000.00
Repayments from Loans to Government Agencies and Other Levels of Government	4510100	0.00	0.00
Loans to Non-Financial Public Enterprises	4510200	0.00	0.00
Loans to Financial Institutions	4510300	0.00	0.00
Repayments from Domestic Loans to Individuals and Households	4510400	0.00	0.00
Repayments from lending to Foreign Govts.	4520100	0.00	0.00
Repayments from lending to International Orgns.	4520200	0.00	0.00
Repayments from lending to Foreign Non - Financial Enters. & Financial Instns.	4520300	0.00	0.00
Repayments from Other Foreign Lending	4520400	0.00	0.00
Sales and Disposals of Equity Holdings in Domestic Public Non - Financial Enterprises	4530100	0.00	0.00
Sales and Disposals of Equity Holdings in Domestic Public Financial Institutions	4530200	0.00	0.00
Sales and Disposals of Other Equity Holdings	4530300	0.00	0.00
Sales and Disposals of Equity Holdings in Foreign Financial Instns. and Domestic Financial Instns. operating abroad	4530400	0.00	0.00
Sales and Disposals of Equity Holdings in Foreign Enters. Financial Instns. and Domestic Financial Instns. operating abroad	4530500	0.00	0.00
Redemption/ Disposal of Other Financial Assets	4530600	0.00	0.00
Refund of Bonds paid as Deposits for Guarantees	4530700	0.00	0.00
TOTAL		0.00	21,000.00

9 Reimbursements and Refunds

Item Description	Item Code	Current Period	Previous Period
		Kshs	Kshs
Refund from World Food Programme (WFP)	4540101	0.00	0.00
Reimbursement of Audit Fees	4540102	0.00	0.00
Reimbursement on Messing Charges (UNICEF)	4540103	0.00	0.00
Reimbursement from World Bank - ECD	4540104	0.00	0.00
Reimbursement from Individuals and Private Organizations	4540105	0.00	0.00

Item Description	Item Code	Current Period	Previous Period
Reimbursement from Local Government Authorities	4540106	0.00	0.00
Reimbursement from Statutory Organizations	4540107	0.00	0.00
Reimbursement within Central Government	4540108	0.00	0.00
Reimbursement Using Bonds	4540109	0.00	0.00
Reimbursements and Refunds - Other (Budget)	4540199	0.00	0.00
TOTAL		0.00	0.00

10 Returns of Equity Holdings

Item Description	Item Code	Current Period	Previous Period
		Kshs	Kshs
Returns of Equity Holdings	4550000	0.00	0.00
Returns of Equity Holdings	4610000	0.00	0.00
TOTAL		0.00	0.00

11 Other Receipts

Item Description	Item Code	Current Period	Previous Period
		Kshs	Kshs
Interest Received	1410100	0.00	0.00
Profits and Dividends	1410200	0.00	0.00
Withdrawals from Income of Quasi-corporations	1410300	0.00	0.00
Rents on land, houses and buildings	1410400	0.00	0.00
Other Property Income collected as AIA	1410500	5,940,357.00	4,405,388.85
	1415000	0.00	0.00
Sales of Market Establishment	1420100	0.00	0.00
Administrative Fees and Charges	1420200	0.00	0.00
Administrative Fees and Charges collected as AIA	1420300	0.00	0.00
Incidental Sales by Non-Market Establishments	1420400	0.00	0.00
Incidental Sales by Non-Market Establishments Collected as AIA	1420500	0.00	0.00
Receipts from Sale of Incidental Goods	1420600	28,000.00	0.00
Fines, Penalties, Forfeitures and other Charges	1430100	0.00	0.00
Current Grants from International NGOs paid through Exchequer	1440100	0.00	0.00
Capital Grants from International NGOs paid through Exchequer	1440200	0.00	0.00
Current Grants from International NGOs collected as AIA	1440300	0.00	0.00
Capital Grants from International NGOs collected as AIA	1440400	0.00	0.00
Other Voluntary Transfers for Current purposes	1440500	0.00	0.00
Other Voluntary Transfers for Capital purposes	1440600	0.00	0.00
Paid to Exchequer	1450100	0.00	0.00
Receipts Not Classified Elsewhere	1450200	0.00	0.00
	1510200	0.00	0.00
	1510300	0.00	0.00
	1520100	0.00	0.00
Business Permits	1520200	0.00	0.00
Cesses	1520300	0.00	0.00
Poll Rates	1520400	0.00	0.00
Plot Rents	1520500	0.00	0.00
Other Local Levies	1520600	0.00	0.00
Administrative Services Fees	1530100	0.00	0.00
Various Fees	1530200	0.00	0.00
Council's Natural Resources Exploitation	1530300	0.00	0.00
Sales Of Council Assets	1530400	0.00	0.00
Lease / Rental Of Council's Infrastructure Assets	1530500	0.00	0.00
Other Miscellaneous Revenues	1530600	0.00	0.00
Other Miscellaneous Revenues	1540100	0.00	0.00
Insurance Claims Recovery	1540200	0.00	0.00
Medium Term Loans (1-3 Yr Repayment)	1540300	0.00	0.00
Long Term Loans (Over 3 Yr Rpayment)	1540400	0.00	0.00
Transfers From Reserve Funds	1540500	0.00	0.00
Donations	1540600	0.00	0.00
Fund Raising Events	1540700	0.00	0.00
Other Revenues From Financial Assets Loan	1540800	0.00	0.00
	1541000	0.00	0.00
Market/Trade Centre Fee	1550100	0.00	0.00
Vehicle Parking Fees	1550200	0.00	0.00
Housing	1560100	0.00	0.00
Social Premises Use Charges	1560200	0.00	0.00
School Fees	1570100	0.00	0.00
Other Education-Related Fees	1570200	0.00	0.00
Other Education Revenues	1570300	0.00	0.00
Public Health Services	1580100	0.00	0.00

Item Description	Item Code	Current Period	Previous Period
Public Health Facilities Operations	1580200	0.00	0.00
Environment & Conservancy Administration	1580300	0.00	0.00
Slaughter Houses Administration	1580400	0.00	0.00
Water Supply Administration	1580500	0.00	0.00
Sewerage Administration	1580600	0.00	0.00
Other Health & Sanitation Revenues	1580700	0.00	0.00
Technical Services Fees	1590100	0.00	0.00
External Services Fees	1590200	0.00	0.00
	1930100	0.00	0.00
	1990100	0.00	0.00
		0.00	0.00
TOTAL		5,988,357.00	4,403,389.65

12 Compensation of Employees

Item Description	Item Code	Current Period	Previous Period
		Kshs	Kshs
Basic Salaries - Permanent Employees	2110100	485,116,512.55	288,385,309.55
Basic Wages - Temporary Employees	2110200	5,600,000.00	7,837,998.00
Personal Allowances paid as part of Salary	2110300	243,526,836.10	133,384,244.50
Personal Allowances paid as Reimbursements	2110400	0.00	0.00
Personal Allowances provided in Kind	2110500	0.00	0.00
Employer Contributions to Compulsory National Social Security Schemes	2120100	0.00	0.00
Employer Contributions to Compulsory Health Insurance Schemes	2120200	0.00	0.00
Social Benefit Schemes Outside Government	2120300	0.00	0.00
TOTAL		734,243,348.65	479,407,552.05

13 Use of goods and Services

Item Description	Item Code	Current Period	Previous Period
		Kshs	Kshs
Utilities, Supplies and Services	2210100	12,276,150.30	6,382,115.25
Communication, Supplies and Services	2210200	876,023.65	4,590,208.90
Domestic Travel and Subsistence, and Other Transportation Costs	2210300	16,268,633.50	23,340,740.00
Foreign Travel and Subsistence, and other transportation costs	2210400	2,508,388.40	3,495,888.20
Printing, Advertising and Information Supplies and Services	2210500	695,855.00	1,585,308.25
Rentals of Produced Assets	2210600	61,923,921.60	94,064,006.10
Training Expenses	2210700	3,293,665.00	3,823,728.00
Hospitality Supplies and Servi	2210800	4,955,701.00	9,550,269.00
Insurance Costs	2210900	0.00	0.00
Specialised Materials and Supp	2211000	30,252,356.85	20,610,279.10
Office and General Supplies and Services	2211100	6,217,645.00	7,087,575.00
Fuel Oil and Lubricants	2211200	6,331,800.75	10,875,367.95
Other Operating Expenses	2211300	71,241,411.90	56,049,615.60
Routine Maintenance - Vehicles	2220100	2,068,711.75	3,033,724.20
Routine Maintenance - Other Assets	2220200	3,241,153.00	5,576,361.20
Exchange Rate Losses	2230100	0.00	0.00
TOTAL		222,156,617.70	250,064,986.75

14 Subsidies

Item Description	Item Code	Current Period	Previous Period
		Kshs	Kshs
Subsidies to Public Corporations	2510000	0.00	0.00
Subsidies to Private Enterprises	2520000	0.00	0.00
TOTAL		0.00	0.00

15 Transfers to Other Government Units

Item Description	Item Code	Current Period	Previous Period
		Kshs	Kshs
Current Grants to Government Agencies and other Levels of Government	2630100	1,258,399,999.40	868,424,500.00
Capital Grants to Government Agencies and other Levels of Government	2630200	0.00	0.00
Other Current Transfers, Grants and Subsidies	2640400	0.00	0.00
Other Capital Grants and Trans	2640500	0.00	0.00
TOTAL		1,258,399,999.40	868,424,500.00

16 Other Grants and Transfers

Item Description	Item Code	Current Period	Previous Period
		Kshs	Kshs
Grants and Transfers to Foreign Governments	2510100	0.00	0.00
Membership Fees and Dues and Subscriptions to International Organizations	2520100	0.00	0.00
Membership Fees and Dues and Subscriptions to International Organizations (Continued)	2520200	0.00	0.00
Scholarships and other Educational Benefits	2540100	0.00	0.00
Emergency Relief and Refugee Assistance	2540200	0.00	0.00
Grants to Small Businesses, Cooperatives, and Self Employed	2540300	0.00	0.00
	2549900	0.00	0.00
TOTAL		0.00	0.00

17 Social Security Benefits

Item Description	Item Code	Current Period	Previous Period
		Kshs	Kshs
Government Pension and Retirement Benefits	2710100	2,399,300.00	4,372,923.75
Social Security Benefits	2710200	0.00	0.00
Employer Social Benefits	2710300	0.00	0.00
Refund of Pension to UK Government	2720100	0.00	0.00
Refund of Contributions to WCPS and other Ex-Gratia	2720200	0.00	0.00
TOTAL		2,399,300.00	4,372,923.75

18 Acquisition of Assets

Item Description	Item Code	Current Period	Previous Period
		Kshs	Kshs
Purchase of Buildings	3110100	0.00	0.00
Construction of Building	3110200	727,921,784.55	608,255,554.75
Refurbishment of Buildings	3110300	15,509,972.65	33,127,334.80
Construction of Roads	3110400	0.00	0.00
Construction and Civil Works	3110500	150,153,188.35	199,014,520.45
Overhaul and Refurbishment of Construction and Civil Works	3110600	0.00	0.00
Purchase of Vehicles and Other Transport Equipment	3110700	0.00	0.00
Overhaul of Vehicles and Other Transport Equipment	3110800	0.00	0.00
Purchase of Household Furniture and Institutional Equipment	3110900	56,000.00	266,050.00
Purchase of Office Furniture and General Equipment	3111000	0.00	247,825.00
Purchase of Specialised Plant, Equipment and Machinery	3111100	0.00	215,860.00
Rehabilitation and Renovation of Plant, Machinery and Equipment	3111200	0.00	0.00
Purchase of Certified Seeds, Breeding Stock and Live Animals	3111300	0.00	0.00
Research, Feasibility Studies, Project Preparation and Design, Project Supervision	3111400	236,487,203.95	23,840,835.00
Rehabilitation of Civil Works	3111500	0.00	0.00
Purchase of Specialised Plant	3112200	0.00	0.00
Acquisition of Strategic Stocks	3120100	0.00	0.00
Acquisition of Other Inventori	3120200	0.00	0.00
Acquisition of Land	3130100	0.00	0.00
Acquisition of Other Intangible Assets	3130200	0.00	0.00
Domestic Lending and On-lending	4110000	0.00	0.00
Domestic Equity Participation	4120000	0.00	0.00
Other Domestic Accounts Receivable	4130000	0.00	0.00
Foreign Lending and On- Lending	4140000	0.00	0.00
Foreign Equity Participation	4150000	0.00	0.00
Other Foreign Accounts Receivable	4160000	0.00	0.00
TOTAL		1,130,128,149.50	864,967,979.80

19 Finance Costs, Including Loan Interest

Item Description	Item Code	Current Period	Previous Period
		Kshs	Kshs
Interest Payments on Foreign Borrowing	2410100	0.00	0.00
Interest Payments on Guaranteed Debt	2410200	0.00	0.00
Interest on Domestic Borrowing	2420000	0.00	0.00
Interest on Borrowing From Other Government Units	2430000	0.00	0.00
TOTAL		0.00	0.00

20 Repayment of Principal on Domestic and Foreign Borrowing

Item Description	Item Code	Current Period	Previous Period
		Kshs	Kshs
Repayments on Borrowings from General Government	5510100	0.00	0.00
Repayments on Borrowings from Monetary Authorities (Central Bank)	5510200	0.00	0.00
Repayments on Borrowings from Other Domestic Depository Corporations (Commercial Banks)	5510300	0.00	0.00
Repayments on Borrowings from Other Domestic Financial Institutions	5510400	0.00	0.00
Repayments on Borrowings from Other Domestic Creditors	5510500	0.00	0.00
Principal Repayments on Foreign Borrowing	5510600	0.00	0.00
Principal Repayments on Guaranteed Debt Taken over by Government	5520000	0.00	0.00
Principal Repayments on Guaranteed Domestic Debt Taken over by Government	5520100	0.00	0.00
Principal Repayments on Guaranteed Foreign Debt Taken over by Government	5520200	0.00	0.00
Repayments on Borrowings from Other Domestic Creditors	5610000	0.00	0.00
Repayments on Borrowings from Other Domestic Creditors - Private Enterprises	5610500	0.00	0.00
	5620000	0.00	0.00
Repayments on Borrowings from Other Domestic Creditors - Public Enterprises	5620100	0.00	0.00
TOTAL		0.00	0.00

21 Other payments

Item Description	Item Code	Current Period	Previous Period
		Kshs	Kshs
Budget Reserves	2810100	0.00	0.00
Civil Contingency Reserves	2810200	0.00	0.00
Capital Transfer to Non Financial Public Enterprises	2820100	0.00	0.00
Capital Transfer to Public Financial Institutions and Enterprises	2820200	0.00	0.00
Capital Transfer to Private Non-Financial Enterprises	2820300	0.00	0.00
System Required Expenses	2990100	0.00	0.00
	2999900	0.00	0.00
TOTAL		0.00	0.00

22A Bank Balances

Item Description	Item Code	Current Period	Previous Period
		Kshs	Kshs
Special Accounts	6510000	13,930,322.80	0.00
Treasury Bank Accounts (Exchequer and CRF Accounts)	6520000	0.00	0.00
Recurrent Bank Accounts	6530000	71,234,209.55	1,508,035.00
Development Bank Accounts	6540000	30,122,919.80	181,882.00
Deposit Bank Account	6550000	682,039,761.80	723,237,882.20
Project Specific Bank Accounts	6570000	0.00	0.00
Foreign Currency and Foreign D	6590101	0.00	0.00
TOTAL		797,327,213.75	724,927,599.20

22B Cash Balances

Item Description	Item Code	Current Period	Previous Period
		Kshs	Kshs
Cash In Hand	6580000	147,473,798.05	777,433.75
Foreign Currency and Foreign D	6590201	0.00	0.00
TOTAL		147,473,798.05	777,433.75

23 Accounts Receivables - Outstanding Imprest and Clearance Accounts

Item Description	Item Code	Current Period	Previous Period
		Kshs	Kshs
Domestic Debtors & Advances	6710000	0.00	0.00
Debtors & Advances - Govt Owne	6720000	0.00	0.00
Foreign Debtors & Advances	6730000	0.00	0.00
Other Debtors & Pre-payments	6740000	0.00	0.00
Government Imprests	6760000	3,972,963.00	1,633,500.00
Agency Accounts	6770000	0.00	0.00
Suspense & Clearance Account	6780000	0.00	0.00
Other Current Assets (System r	6790000	0.00	0.00

Item Description	Item Code	Current Period	Previous Period
		Kshs	Kshs
TOTAL		3,972,963.00	1,835,500.00

24. ACCOUNTS PAYABLE

Item Description	Item Code	Current Period	Previous Period
		Kshs	Kshs
Other Liabilities	7320000	0.00	0.00
Deposits	7310000	697,022,447.00	723,237,882.00
Withholding Taxes	7380000	0.80	0.00
System Required Liabilities A/cs	7390000	42,739,015.30	(652,539.75)
TOTAL		739,811,482.90	722,585,342.25

25. FUND BALANCES BROUGHT FORWARD

Item Description	Item Code	Current Period	Previous Period
		Kshs	Kshs
Opening Balance Bank	22A	724,927,599.20	631,760,682.95
Opening Balance Cash	22B	(777,433.75)	40,314.00
Opening Balance Receivables - Imprest and Clearance Accounts	23	1,835,500.00	140,880.00
Opening Balance - Deposits	24	(722,585,342.25)	(629,164,550.05)
TOTAL		3,200,323.20	2,777,426.90

26. PRIOR YEAR ADJUSTMENTS

Item Description	Item Code	Current Period	Previous Period
		Kshs	Kshs
County Transfers	9910300	0.00	0.00
Exchequer Provisions	9910200	0.00	1,945,245.00
TOTAL		0.00	1,945,245.00

OUTSTANDING IMPREST REGISTER

29-SEP-20 12:10 PM

For: State Department for Public Works

FROM DATE: 01-JUL-2019 TO DATE: 30-JUN-2020

PF/NO	Particulars	Designation	Amount
1981136177	MOSES ARAKA NYAKIONGORA	SDHUDPW SEC NBI	126,000.00
982089608	VINCENT NALWENGE MUCHANJI	N.A.	12,600.00
1983089782	ZAKAYO MURIUKI MBOGORI	SDPW CFO 1	21,000.00
1984012445	NICHOLAS KASYOKI NDETO	N.A.	900.00
1985004021	JOHN MBITHI MUKITI	N.A.	195,000.00
1986023769	FREDRICK ODONGO ONADI	N.A.	431,000.00
1986084561	LINUS LUYAI KIBISU	N.A.	370,974.30
1986087836	PATRICK MWANZIA JONES	N.A.	6,000.00
1987031888	EVERLYNE FAITH WARAU KAMAU	N.A.	20,000.00
1987112040	SIMON ODHIAMBO OPONDO	N.A.	323,067.00
1988009923	KENNETH KEMAMA MURIUKI	N.A.	30,000.00
1988112336	JOHN OYOO APELLA	N.A.	105,900.00
1989009439	JOSEPHINE ATIENO JAOKO	N.A.	20,000.00
1990146244	ZIPPORAH KANYUA ANAMPIU	N.A.	50,000.00
1991009576	DANIEL KARIUKI NJERU	N.A.	25,200.00
1991020255	JOHN MURIITHI NYAGAH	N.A.	46,200.00
1992053829	JOSEPH KAMUYU RUGANO	N.A.	319,021.70
1993038937	JOHN NJUGUNA GIKURU	N.A.	21,000.00
1996045894	JANE MARGARET OCHAMI SASAKA	N.A.	17,500.00
1997027920	KENDRIX WANDERA	N.A.	422,500.00
2002045200	CELESTINE AMELIA OTUNGA	AIE Holder 1070017	50,400.00
2002069157	ONWONGA MBURA WYCLIFFE	N.A.	28,000.00
2004013924	EMMA WANJIKU KIRUNGU	SDPW HSCMS	100,500.00
2004043898	GEOFFREY MUHUNAMI AMUHAYA	N.A.	16,800.00
2005004928	HARRISON GACHIGUA KURIA	N.A.	56,700.00
2007000124	EMMILY SETI ASHIOYA OJALA	N.A.	497,000.00
2008045672	ALEX MUSYOKI MUTIA	N.A.	29,400.00
2008095198	OGATO OMOI	N.A.	36,800.00
2008097491	EVANS AERA RIOBA	N.A.	16,800.00
2008129882	MOSES WAIGWA MAINA	N.A.	22,400.00
2010005824	ALICE NJAMIU WACHIRA	NYE Ag. Chief Officer2 GCSD	72,000.00
2010016396	RICHARD MUREITHI KAMAU	N.A.	58,800.00
2010029860	RODGERS MAGORI NYABUTO	N.A.	50,400.00
2010030201	CYRUS GITONGA NYAKWEA	N.A.	21,000.00
2010030251	GEORGE NANGABO WANJALA	N.A.	53,900.00
2010030324	MARK FUNDI KORIR	N.A.	21,000.00
2010030659	PATRICK OJUOK OUMA	N.A.	25,200.00
2010030764	KEVIN KAMAU NGATIA	N.A.	84,000.00
2010031045	ERASTUS NDEGWA NGUGI	N.A.	37,800.00
2018108202	GRACE WAITHIRA GIKUNI	N.A.	50,400.00
2018108271	PIUS MAGERO GUMO	N.A.	25,200.00
2018108295	ANGWENYI STEPHEN OKINYI	N.A.	21,000.00
2018108322	JOB OMOKE SAGANA	N.A.	33,600.00
Total			3,972,963.00



Trial Balance Comparison Report
 Entity: 1095-State Department for Public Works
 Current Period: JUL-19 To JUN-20
 Compare With: JUL-18 To ADJ2-19

Account No and Description	Current Period		Previous period	
	Debit Balance Kshs	Credit Balance Kshs	Debit Balance Kshs	Credit Balance Kshs
1410501 Rent of Land & Buildings	0.00	5,940,357.00	0.00	4,405,388.85
1410500 Other Property Income collected as AIA	0.00	5,940,357.00	0.00	4,405,388.85
1410000 Property Income	0.00	5,940,357.00	0.00	4,405,388.85
1420601 Sale of Tender Documents	0.00	23,000.00	0.00	0.00
1420600 Receipts from Sale of Incidental Goods	0.00	23,000.00	0.00	0.00
1420000 Sales of Goods and Services	0.00	23,000.00	0.00	0.00
2110101 Basic Salaries - Civil Service	485,118,512.55	0.00	298,385,309.55	0.00
2110100 Basic Salaries - Permanent Employees	485,118,512.55	0.00	298,385,309.55	0.00
2110202 Casual Labour - Others	5,600,000.00	0.00	7,837,998.00	0.00
2110200 Basic Wages - Temporary Employees	5,600,000.00	0.00	7,837,998.00	0.00
2110301 House Allowance	182,434,725.80	0.00	138,500,594.75	0.00
2110309 Special Duty Allowance	1,515,000.00	0.00	1,514,996.75	0.00
2110311 Transfer Allowance	309,000.00	0.00	309,000.00	0.00
2110312 Responsibility Allowance	766,649.00	0.00	766,850.00	0.00
2110313 Entertainment Allowance	1,301,054.80	0.00	1,301,055.50	0.00
2110314 Transport Allowance	34,809,568.50	0.00	30,892,253.50	0.00
2110315 Extraneous Allowance	540,750.00	0.00	540,750.00	0.00
2110317 Domestic Servant Allowance	2,188,610.00	0.00	2,188,620.00	0.00
2110320 Leave Allowance	9,661,478.00	0.00	7,370,324.00	0.00
2110336 Car Purchase Allowance	10,000,000.00	0.00	0.00	0.00
2110300 Personal Allowances paid as part of Salary	243,626,836.10	0.00	183,384,244.50	0.00
2110000 Wages and Salary Contributions	734,243,348.65	0.00	479,407,552.05	0.00
2210101 Electricity	7,282,649.65	0.00	1,886,115.25	0.00
2210102 Water and Sewerage Charges	4,993,500.65	0.00	4,496,000.00	0.00
2210100 Utilities, Supplies and Services	12,276,150.30	0.00	6,382,115.25	0.00
2210201 Telephone, Telex, Facsimile and Mobile Phone Services	680,253.65	0.00	4,118,232.25	0.00
2210202 Internet Connections	110,000.00	0.00	318,776.65	0.00
2210203 Courier & Postal Services	85,770.00	0.00	153,200.00	0.00
2210200 Communication, Supplies and Services	876,023.65	0.00	4,590,208.90	0.00
2210301 Travel Costs (airlines, bus, railway, mileage allowances, etc.)	4,164,596.75	0.00	5,505,903.00	0.00
2210302 Accommodation - Domestic Travel	5,515,831.75	0.00	7,650,526.00	0.00
2210303 Daily Subsistence Allowance	6,118,405.00	0.00	9,385,076.00	0.00
2210304 Sundry Items (e.g. airport tax, taxis, etc?)	171,000.00	0.00	203,245.00	0.00
2210307 Passage & Transfer Expenses	14,000.00	0.00	29,200.00	0.00
2210309 Field Allowance	0.00	0.00	0.00	0.00
2210399 Domestic Travel and Subs. - Others	285,000.00	0.00	586,790.00	0.00
2210300 Domestic Travel and Subsistence and Other Transportation Costs	16,268,833.50	0.00	23,340,740.00	0.00
2210401 Travel Costs (airlines, bus, railway, etc.)	780,918.00	0.00	1,029,565.80	0.00
2210402 Accommodation	975,676.00	0.00	1,871,865.20	0.00
2210403 Daily Subsistence Allowance	525,300.40	0.00	409,667.00	0.00
2210404 Sundry Items (e.g. airport tax, taxis, etc?)	226,494.00	0.00	184,590.20	0.00
2210400 Foreign Travel and Subsistence, and other transportation costs	2,508,388.40	0.00	3,495,688.20	0.00
2210502 Publishing & Printing Services	360,900.00	0.00	1,000,180.00	0.00
2210503 Subscriptions to Newspapers, Magazines and Periodicals	212,625.00	0.00	377,623.25	0.00
2210505 Trade Shows and Exhibitions	122,130.00	0.00	207,500.00	0.00
2210500 Printing, Advertising and Information Supplies and Services	695,655.00	0.00	1,585,308.25	0.00
2210603 Rents and Rates - Non-Residential	51,273,110.00	0.00	84,391,738.00	0.00
2210604 Hire of Transport, Equipment	3,399,928.00	0.00	3,339,793.10	0.00
2210606 Hire of Equipment, Plant and Machinery	7,250,883.60	0.00	6,332,475.00	0.00
2210600 Rentals of Produced Assets	61,923,921.60	0.00	94,064,006.10	0.00
2210701 Travel Allowance	767,600.00	0.00	564,985.00	0.00

Account No and Description	Current Period		Previous period	
	Debit Balance	Credit Balance	Debit Balance	Credit Balance
2210702 Remuneration of Instructors and Contract Based Training Services	56,500.00	0.00	208,612.00	0.00
2210703 Production and Printing of Training Materials	332,245.00	0.00	61,760.00	0.00
2210704 Hire of Training Facilities and Equipment	25,000.00	0.00	6,600.00	0.00
2210706 Book Allowance	37,500.00	0.00	42,000.00	0.00
2210707 Project Allowance	37,500.00	0.00	15,900.00	0.00
2210708 Trainer Allowance	0.00	0.00	0.00	0.00
2210710 Accommodation Allowance	157,300.00	0.00	239,890.00	0.00
2210711 Tuition Fees Allowance	1,847,520.00	0.00	2,599,758.00	0.00
2210799 Training Expenses - Other (Bud	37,500.00	0.00	84,225.00	0.00
2210700 Training Expenses	3,293,665.00	0.00	3,823,723.00	0.00
2210801 Catering Services (receptions), Accommodation, Gifts, Food and Drinks	1,344,138.00	0.00	2,630,112.00	0.00
2210802 Boards, Committees, Conferences and Seminars	3,532,193.00	0.00	6,793,690.00	0.00
2210808 Purchase of Coffins	26,250.00	0.00	20,000.00	0.00
2210899 Hospitality Supplies - other (53,120.00	0.00	106,467.00	0.00
2210800 Hospitality Supplies and Servi	4,955,701.00	0.00	9,530,299.00	0.00
2211001 Medical Drugs	180,000.00	0.00	313,299.00	0.00
2211002 Dressings and Other Non-Pharmaceutical Medical Items	130,250.00	0.00	257,800.00	0.00
2211004 Fungicides, Insecticides and Sprays	429,910.00	0.00	426,482.00	0.00
2211006 Purchase of Workshop Tools, Spares and Small Equipment	1,156,867.00	0.00	14,223,394.00	0.00
2211009 Education and Library Supplies	793,020.00	0.00	1,789,725.00	0.00
2211011 Purchase/Production of Photographic and Audio-Visual Materials	114,000.00	0.00	50,823.10	0.00
2211015 Foods and Rations	700,500.00	0.00	1,401,000.00	0.00
2211016 Purchase of Uniforms and Clothing - Staff	765,300.00	0.00	901,748.00	0.00
2211023 Supplies for Production	25,729,509.85	0.00	702,465.00	0.00
2211031 Specialised Materials - Other	298,000.00	0.00	543,543.00	0.00
2211000 Specialised Materials and Supp	30,252,358.85	0.00	20,610,279.10	0.00
2211101 General Office Supplies (papers, pencils, forms, small office equipment etc)	3,844,447.00	0.00	5,478,350.00	0.00
2211102 Supplies and Accessories for Computers and Printers	1,184,238.00	0.00	978,338.00	0.00
2211103 Sanitary and Cleaning Materials, Supplies and Services	1,189,130.00	0.00	630,887.00	0.00
2211100 Office and General Supplies and Services	6,217,845.00	0.00	7,087,575.00	0.00
2211201 Refined Fuels and Lubricants for Transport	6,331,800.75	0.00	10,875,367.95	0.00
2211200 Fuel Oil and Lubricants	6,331,800.75	0.00	10,975,367.95	0.00
2211304 Medical Expenses	2,499,424.00	0.00	0.00	0.00
2211305 Contracted Guards and Cleaning Services	20,323,042.30	0.00	6,474,619.00	0.00
2211306 Membership Fees, Dues and Subscriptions to Professional and Trade Bodies	1,612,240.00	0.00	2,395,449.40	0.00
2211307 Transport Costs and Charges (freight, loading/unloading, clearing and shipping charges)	265,000.00	0.00	86,250.00	0.00
2211308 Legal Dues/fees, Arbitration and Compensation Payments	468,000.00	0.00	909,982.20	0.00
2211310 Contracted Professional Services	43,827,978.60	0.00	44,807,515.00	0.00
2211311 Contracted Technical Services	1,159,887.00	0.00	369,600.00	0.00
2211320 Temporary Committee Expenses	788,840.00	0.00	808,100.00	0.00
2211323 Laundry Expenses	5,000.00	0.00	16,000.00	0.00
2211399 Other Operating Expenses - Oth	309,000.00	0.00	381,100.00	0.00
2211300 Other Operating Expenses	71,241,411.90	0.00	66,049,615.60	0.00
2221000 Goods and Services	216,846,752.95	0.00	241,454,901.35	0.00
2220101 Maintenance Expenses - Motor Vehicles	2,068,711.75	0.00	3,033,724.20	0.00
2220100 Routine Maintenance - Vehicles	2,068,711.75	0.00	3,033,724.20	0.00
2220201 Maintenance of Plant, Machinery and Equipment (including lifts)	275,513.00	0.00	1,051,213.70	0.00
2220202 Maintenance of Office Furniture and Equipment	378,400.00	0.00	602,077.50	0.00
2220205 Maintenance of Buildings and Stations - Non-Residential	727,800.00	0.00	1,289,337.00	0.00
2220206 Maintenance of Civil Works	849,900.00	0.00	1,573,733.00	0.00
2220209 Minor Alterations to Buildings and Civil Works	596,240.00	0.00	491,200.00	0.00
2220210 Maintenance of Computers,	413,500.00	0.00	568,800.00	0.00

Account No and Description	Current Period		Previous period	
	Debit Balance	Credit Balance	Debit Balance	Credit Balance
Software, and Networks				
2220200 Routine Maintenance - Other Assets	3,241,153.00	0.00	5,576,361.20	0.00
2220000 Routine Maintenance	5,309,864.75	0.00	8,610,085.40	0.00
2630101 Current Grants to Semi-Autonomous Government Agencies	1,258,399,999.40	0.00	868,424,500.00	0.00
2630100 Current Grants to Government Agencies and other Levels of Government	1,258,399,999.40	0.00	868,424,500.00	0.00
2630201 Capital Grants to Semi-Autonomous Government Agencies	0.00	0.00	0.00	0.00
2630200 Capital Grants to Government Agencies and other Levels of Government	0.00	0.00	0.00	0.00
2630000 Grants & transfer To Other Govt. Units	1,258,399,999.40	0.00	868,424,500.00	0.00
2710102 Gratuity - Civil Servants	2,399,300.00	0.00	4,372,928.75	0.00
2710100 Government Pension and Retirement Benefits	2,399,300.00	0.00	4,372,928.75	0.00
2710000 Social Security Benefits	2,399,300.00	0.00	4,372,928.75	0.00
3110201 Residential Buildings (including hostels)	107,810,964.25	0.00	90,444,933.00	0.00
3110202 Non-Residential Buildings (offices, schools, hospitals, etc.)	620,110,820.30	0.00	517,810,621.75	0.00
3110200 Construction of Building	727,921,784.55	0.00	608,255,554.75	0.00
3110302 Refurbishment of Non-Residential Buildings	15,509,972.85	0.00	33,127,334.60	0.00
3110300 Refurbishment of Buildings	15,509,972.85	0.00	33,127,334.60	0.00
3110501 Bridges	81,207,372.50	0.00	83,419,801.45	0.00
3110504 Other Infrastructure and Civil Works	24,755,755.10	0.00	25,811,424.60	0.00
3110505 Sea Walls and Jetties	44,190,060.75	0.00	89,783,294.40	0.00
3110500 Construction and Civil Works	150,153,188.35	0.00	199,014,520.45	0.00
3110901 Purchase of Household and Institutional Furniture and Fittings	36,000.00	0.00	226,050.00	0.00
3110902 Purchase of Household and Institutional Appliances	20,000.00	0.00	40,000.00	0.00
3110900 Purchase of Household Furniture and Institutional Equipment	56,000.00	0.00	266,050.00	0.00
3111001 Purchase of Office Furniture and Fittings	0.00	0.00	116,000.00	0.00
3111002 Purchase of Computers, Printers and other IT Equipment	0.00	0.00	0.00	0.00
3111009 Purchase of other Office Equipment	0.00	0.00	131,825.00	0.00
3111000 Purchase of Office Furniture and General Equipment	0.00	0.00	247,825.00	0.00
3111104 Purchase of Instrumentation and Calibration Equipment	0.00	0.00	0.00	0.00
3111109 Purchase of Educational Aids and Related Equipment	0.00	0.00	86,360.00	0.00
3111111 Purchase of ICT Networking and Communication Equipment	0.00	0.00	129,500.00	0.00
3111112 Purchase of Software	0.00	0.00	0.00	0.00
3111100 Purchase of Specialised Plant, Equipment and Machinery	0.00	0.00	215,860.00	0.00
3111401 Pre-feasibility, Feasibility and Appraisal Studies	236,487,203.95	0.00	23,840,835.00	0.00
3111400 Research, Feasibility Studies, Project Preparation and Design, Project Supervision	236,487,203.95	0.00	23,840,835.00	0.00
3110000 Acquisition of Fixed Capital Assets	1,130,128,149.50	0.00	864,967,979.80	0.00
3540499 Receipts from Sale of Non-Produced Assets - collected as AIA - Other (Budget)	0.00	0.00	0.00	21,000.00
3540400 Receipts from the Sale of Non-Produced Assets Collected as AIA	0.00	0.00	0.00	21,000.00
3540000 Disposal and Sale of Non-Produced Assets	0.00	0.00	0.00	0.00
6510272 Stores & Service Fund	0.00	13,930,322.80	0.00	0.00
6510200-01-010-E418-UNICEF PROGRAMME-M	0.00	13,930,322.80	0.00	0.00
6510000 Special Accounts	0.00	13,930,322.80	0.00	0.00
6530101 Ministry HQ Recurrent Bank A/C	0.00	71,234,209.55	1,508,035.00	0.00
6530100 Recurrent Bank Accounts	0.00	71,234,209.55	1,508,035.00	0.00
6530000 Recurrent Bank Accounts	0.00	71,234,209.55	1,508,035.00	0.00
6540101 Ministry HQ Development Bank A	30,122,919.80	0.00	181,682.00	0.00
6540100 Development Bank Accounts	30,122,919.80	0.00	181,682.00	0.00
6540000 Development Bank Accounts	30,122,919.80	0.00	181,682.00	0.00
6550101 Ministry HQ Deposit Bank A/C	682,039,761.60	0.00	723,237,882.20	0.00
6550100 Deposit Bank Accounts	682,039,761.60	0.00	723,237,882.20	0.00
6550000 Deposit Bank Accounts	682,039,761.60	0.00	723,237,882.20	0.00
6580101 Cash	0.00	16,422,536.30	0.00	777,433.75
6580104 Cash in Transit	163,896,334.35	0.00	0.00	0.00

Account No and Description	Current Period		Previous period	
	Debit Balance	Credit Balance	Debit Balance	Credit Balance
6580100 Cash in Hand	163,896,334.35	16,422,533.30	0.00	777,433.75
6580000 Cash in Hand	163,896,334.35	16,422,533.30	0.00	777,433.75
6710103 Salary advance	0.00	0.00	0.00	0.00
6710100 Debtors & Advances Employees	0.00	0.00	0.00	0.00
6710000 Domestic Debtors & Advances	0.00	0.00	0.00	0.00
6740101 Prepayment	0.00	0.00	0.00	0.00
6740102 R/D Cheques	0.00	0.00	0.00	0.00
6740100 Other Debtors & Pre-payments	0.00	0.00	0.00	0.00
6740000 Other Debtors & Pre-payments	0.00	0.00	0.00	0.00
6760101 Standing Imprests	0.00	0.00	1,635,500.00	0.00
6760103 Temporary Imprests	3,972,963.00	0.00	1,635,500.00	0.00
6760100 Imprests	3,972,963.00	0.00	1,635,500.00	0.00
6760000 Government Imprests	3,972,963.00	0.00	0.00	0.00
6770101 Inter-Ministerial Agency A/C	0.00	0.00	0.00	0.00
6770100 Ministerial Agency Accounts	0.00	0.00	0.00	0.00
6770000 Agency Accounts	0.00	0.00	0.00	0.00
6790102 Receiving Inventory A/C	0.00	0.00	0.00	0.00
6790100 Other Current System A/cs	0.00	0.00	0.00	0.00
6790000 Other Current Assets (System)	0.00	0.00	0.00	0.00
7310101 General Deposits	0.00	697,022,447.00	0.00	723,237,882.00
7310107 10% Retention Money	0.00	697,022,447.00	0.00	723,237,882.00
7310100 General Deposits Items	0.00	697,022,447.00	0.00	723,237,882.00
7310000 Deposits	0.00	697,022,447.00	0.00	0.00
7320002 NHIF	0.00	0.00	0.00	0.00
7320006 NSSF	0.00	0.00	0.00	0.00
7320007 Co-operatives	0.00	0.00	0.00	0.00
7320008 Insurances	0.00	0.00	0.00	0.00
7320012 Staff Welfare Associations	0.00	0.00	0.00	0.00
7320000 Other Liabilities	0.00	0.00	0.00	0.00
7320101 PAYE	0.00	0.00	0.00	0.00
7320102 NHIF	0.00	0.00	0.00	0.00
7320103 House Rent	0.00	0.00	0.00	0.00
7320106 NSSF	0.00	0.00	0.00	0.00
7320107 Co-operatives	0.00	0.00	0.00	0.00
7320108 Insurances	0.00	0.00	0.00	0.00
7320109 Hire Purchases	0.00	0.00	0.00	0.00
7320110 Court Attachments	0.00	0.00	0.00	0.00
7320111 WCPS	0.00	0.00	0.00	0.00
7320112 Staff Welfare Associations	0.00	0.00	0.00	0.00
7320113 HELB Deductions	0.00	0.00	0.00	0.00
7320114 Union Dues	0.00	0.00	0.00	0.00
7320116 Mortgages / Bank Loans	0.00	0.00	0.00	0.00
7320117 Govt. Liability Attachments	0.00	0.00	0.00	0.00
7320121 Salary Overpayment Refunds	0.00	0.00	0.00	0.00
7320123 Civil Service Housing Fund	0.00	0.00	0.00	0.00
7320124 3% Commission on Deductions	0.00	0.00	0.00	0.00
7320199 Salary Control Account	0.00	0.00	0.00	0.00
7320100 Salary Deductions	0.00	0.00	0.00	0.00
7320201 Contractors Retention Money	0.00	0.00	0.00	0.00
7320200 Other General Liabilities	0.00	0.00	0.00	0.00
7320402 Vat Withholding Tax	0.00	0.00	0.00	0.00
7320400 Withholding Taxes	0.00	0.00	0.00	0.00
7320000 Other Liabilities	0.00	0.80	0.00	0.00
7380101 General Withholding Tax	0.00	0.80	0.00	0.00
7380100	0.00	0.80	0.00	0.00
7380000 Withholding Taxes	0.00	0.80	0.00	0.00
7390101 Inventory AP Accrual	0.00	15,387,665.80	652,539.75	0.00
7390103 AP Liabilities	0.00	15,387,665.80	652,539.75	0.00
7390100 System Required Liabilities	0.00	15,387,665.80	0.00	0.00
7399999 Cash Clearing A/c	0.00	27,401,349.70	0.00	0.00
7399900	0.00	27,401,349.70	0.00	0.00
7390000 System Required Liabilities A/cs	0.00	42,789,015.30	652,539.75	0.00
9910101 Provision for Encumbrance	0.00	0.00	0.00	0.00
9910100 General Provisions	0.00	0.00	0.00	0.00
9910201 Exchequer Releases/ Provisioning Account	0.00	8,817,430,397.25	0.00	5,440,638,215.00
9910209 Remittances to Exchequer	50,128,646.00	0.00	50,128,646.00	0.00
Miscellaneous Revenue	50,128,646.00	0.00	50,128,646.00	5,440,638,215.00
9910200 Exchequer Provisions	50,128,646.00	8,817,430,397.25	50,128,646.00	5,440,638,215.00
9910000 Provisions	50,128,646.00	0.00	2,924,497,687.10	0.00
9999999 Consolidated Fund	5,387,309,245.80	0.00	2,924,497,687.10	0.00
9999900	5,387,309,245.80	0.00	2,924,497,687.10	0.00
9990000 Opening Balance Reserves	5,387,309,245.80	0.00	2,924,497,687.10	0.00
Total	9,664,797,285.80	9,664,797,285.80	6,169,079,919.40	6,169,079,919.40

The Statement has been prepared, reviewed and approved by the following:

Prepared By: _____

Date: _____

Reviewed By: _____

Date: _____

Approved By: _____

Date: _____

REPUBLIC OF KENYA

MINISTRY OF TRANSPORT HOUSING AND INFRASTRUCTURE
(STATE DEPARTMENT FOR PUBLIC WORKS)

F.O 30


BANK RECONCILIATION STATEMENT

DEVELOPMENT ACCOUNT FOR THE MONTH OF JUNE, 2020

	KShs.	KShs.	KShs.
			30,054,513.65
<i>Less:</i> Balance as per bank certificate			
1 Payments in cash book not yet recorded in bank statement	147,600.15		
2 Receipts in bank statement not yet recorded in cash book		147,600.15	
<i>Add:</i> 3 Payments in bank statement not yet recorded in cash book	146,329.55		
4 Receipts in cash book not yet recorded in bank statement		146,329.55	
Balance as per the cash book			30,053,243.05

I certify that I have verified the Bank Balance in the Cash Book with the Bank statement and that the above reconciliation is correct

PREPARED BY:


.....
Signature

Principal Accountant
Designation

07/07/2020
.....
Date

APPROVED BY:


.....
Signature

Deputy Head of Accounting Unit
Designation

07/07/2020
.....
Date

STATE DEPARTMENT OF PUBLIC WORKS.
PAYMENTS IN CASHBOOK NOT IN BANK STATEMENT

DATE	REF	PARTICULARS	AMOUNT
30/11/2019		Undercast	40,000.00
23/02/2020		Undercast	0.15
31/03/2020		Nixon Mutoko	8,400.00
31/03/2020		Mose Maina	14,000.00
30/04/2020		Lucy Mutahi	60,000.00
31/05/2020		Erick Obwanda	25,200.00
			<u>147,600.15</u>

#REF!

STATE DEPARTMENT OF PUBLIC WORKS.

RECEIPTS IN BANK NOT IN CASHBOOK

DATE

REF

PARTICULARS

AMOUNT REMARKS

TOTAL

STATE DEPARTMENT FOR PUBLIC WORKS
 PAYMENT IN BANK STATEMENT NOT IN CASH BOOK

DATE	REF	PARTICULARS	AMOUNT	REMARKS
30-Jun-19		FRFS Payments	48,205.40	Withholding Tax
31/12/2019		Withholding Tax	15,724.15	
31/01/2020		KAZELE KIMTAI LIMO	22,400.00	
30/04/2020		DAMARIS WALI MKAISAKA	30,000.00	
30/04/2020		WILLKISITA NYATUKA	30,000.00	
		TOTAL	146,329.55	

STATE DEPARTMENT FOR PUBLIC WORKS
RECEIPTS IN CASH BOOK NOT IN BANK

DATE

REF

PARTICULARS

AMOUNT

Remarks

TOTAL

REPUBLIC OF KENYA

MINISTRY OF TRANSPORT HOUSING AND INFRASTRUCTURE
(STATE DEPARTMENT FOR PUBLIC WORKS)

F.O 30


BANK RECONCILIATION STATEMENT

RECURRENT ACCOUNT FOR THE MONTH OF JUNE, 2020

	KShs.	KShs.	KShs.
Balance as per bank certificate			16,403,705.75
<i>Less:</i>			
1 Payments in cash book not yet recorded in bank statement	16,388,025.35		
2 Receipts in bank statement not yet recorded in cash book	143,979.00	16,532,004.35	
<i>Add:</i>			
3 Payments in bank statement not yet recorded in cash book	775,890.00		
4 Receipts in cash book not yet recorded in bank statement	2,472,645.00	3,248,535.00	
Balance as per the cash book			<u>3,120,236.40</u>

I certify that I have verified the Bank Balance in the Cash Book with the Bank statement and that the above reconciliation is correct


PREPARED BY:


.....
Signature

Principal Accountant
Designation

07/07/2020
.....
Date

REVIEWED BY:


.....
Signature

Deputy Head of Accounting Unit
Designation

07/07/2020
.....
Date



Budget Execution by Programme and Economic Classification

Entity: 1095 State Department for Public Works

Period: JUL-19 To JUN-20

Program	Item	Description	Approved Budget	Actual Payments	Variance
0000000000		Default - Non Programmatic	0.00	0.00	0.00
	2110000	Wages and Salary Contributions	0.00	0.00	0.00
0102000000		Housing Development and Human Settlement	0.00	0.00	0.00
	2210000	Goods and Services	0.00	0.00	0.00
	2220000	Routine Maintenance	0.00	0.00	0.00
	3110000	Acquisition of Fixed Capital Assets	0.00	0.00	0.00
0103000000			1,430,284,221.00	1,405,605,448.40	24,678,772.60
	2110000	Wages and Salary Contributions	426,313,912.00	426,313,134.15	777.85
	2210000	Goods and Services	10,411,355.00	10,451,187.00	(39,832.00)
	2220000	Routine Maintenance	1,675,985.00	1,564,491.10	111,473.90
	3110000	Acquisition of Fixed Capital Assets	991,882,989.00	957,276,636.15	24,606,352.85
0104000000			268,183,003.00	255,840,699.70	2,342,303.30
	2110000	Wages and Salary Contributions	112,549,026.00	110,197,976.35	2,351,049.65
	2210000	Goods and Services	1,360,054.00	1,374,955.00	(14,901.00)
	2220000	Routine Maintenance	114,335.00	108,180.00	6,155.00
	3110000	Acquisition of Fixed Capital Assets	154,159,588.00	154,159,588.35	(0.35)
0106000000		General Administration Planning and Support Services	368,937,385.00	355,435,863.75	13,501,521.25
	2110000	Wages and Salary Contributions	197,737,062.00	197,732,238.15	4,823.85
	2210000	Goods and Services	142,115,463.00	128,483,334.95	13,632,128.05
	2220000	Routine Maintenance	3,253,642.00	3,129,065.65	124,576.35
	2630000	Grants & Transfer To Other Govt. Units	15,000,000.00	15,000,000.00	0.00
	2710000	Social Security Benefits	2,400,000.00	2,399,300.00	700.00
	3110000	Acquisition of Fixed Capital Assets	8,431,218.00	8,691,925.00	(260,707.00)
0218000000			1,483,650,934.00	1,320,445,403.40	163,205,530.60
	2210000	Goods and Services	71,676,722.00	76,537,276.00	(4,860,554.00)
	2220000	Routine Maintenance	574,212.00	508,128.00	66,084.00
	2630000	Grants & Transfer To Other Govt. Units	1,411,400,000.00	1,243,399,999.40	168,000,000.60
		Grand Total	3,551,055,543.00	3,347,327,415.25	203,728,127.75

The Statement has been prepared, reviewed and approved by the following:

Prepared By: _____

Date: _____

Reviewed By: _____

Date: _____

Approved By: _____

Date: _____



Budget Execution by Heads and Programmes
 Entity: 1095 State Department for Public Works
 Period: JUL-19 To JUN-20

Head	Program	Description	Approved Budget	Actual Payments	Variance
000000000		Default Value (Non-Departmental)	0.00	0.00	0.00
	000000000	Default - Non Programmatic	0.00	0.00	0.00
1095000100			30,997,457.00	30,847,026.15	150,430.85
	0104000000		0.00	0.00	0.00
	0103000000		0.00	0.00	0.00
	0106000000	General Administration Planning and Support Services	30,997,457.00	30,847,026.15	150,430.85
1095000200			29,505,861.00	29,584,863.10	(79,002.10)
	0106000000	General Administration Planning and Support Services	29,505,861.00	29,584,863.10	(79,002.10)
1095000300			3,301,377.00	3,739,215.00	(437,838.00)
	0106000000	General Administration Planning and Support Services	3,301,377.00	3,739,215.00	(437,838.00)
1095000400			159,799,234.00	159,822,395.35	(23,161.35)
	0103000000		159,799,234.00	159,822,395.35	(23,161.35)
1095000500			74,528,427.00	74,515,073.45	13,353.55
	0103000000		74,528,427.00	74,515,073.45	13,353.55
1095000600			114,023,415.00	111,681,111.35	2,342,303.65
	0104000000		114,023,415.00	111,681,111.35	2,342,303.65
	0103000000		0.00	0.00	0.00
1095000700			41,527,334.00	41,515,811.50	11,522.50
	0103000000		41,527,334.00	41,515,811.50	11,522.50
1095000800			161,586,237.00	161,515,531.95	70,705.05
	0103000000		161,586,237.00	161,515,531.95	70,705.05
	0106000000	General Administration Planning and Support Services	0.00	0.00	0.00
1095000900			0.00	0.00	0.00
	0103000000		0.00	0.00	0.00
1095001000			227,500,827.00	213,270,960.05	14,229,866.95
	0104000000		0.00	0.00	0.00
	0103000000		0.00	0.00	0.00
	0102000000	Housing Development and Human Settlement	0.00	0.00	0.00
	0106000000	General Administration Planning and Support Services	227,500,827.00	213,270,960.05	14,229,866.95
1095001100			1,243,400,000.00	1,243,399,999.40	0.60
	0218000000		1,243,400,000.00	1,243,399,999.40	0.60
1095001200			37,241,296.00	37,123,881.95	117,414.05
	0218000000		2,509,597.00	2,396,679.05	112,917.95
	0106000000	General Administration Planning and Support Services	34,731,699.00	34,727,202.90	4,496.10
1095001300			31,202,808.00	30,877,634.05	325,173.95
	0218000000		14,686,544.00	14,362,071.50	324,472.50
	0106000000	General Administration Planning and Support Services	16,516,264.00	16,515,562.55	701.45
1095001400			10,789,315.00	10,618,974.00	170,341.00
	0106000000	General Administration Planning and Support Services	10,789,315.00	10,618,974.00	170,341.00
1095100100			530,759,638.00	547,568,599.95	(16,808,961.95)
	0103000000		530,759,638.00	547,568,599.95	(16,808,961.95)
	0106000000	General Administration Planning and Support Services	0.00	0.00	0.00
1095100200			0.00	0.00	0.00
	0103000000		0.00	0.00	0.00
1095100300			0.00	0.00	0.00
	0104000000		0.00	0.00	0.00
1095100400			10,959,618.00	10,959,618.00	0.00
	0106000000	General Administration Planning and Support Services	0.00	0.00	0.00
	0103000000		0.00	0.00	0.00
	0104000000		10,959,618.00	10,959,618.00	0.00
1095100500			38,348,979.00	38,348,977.25	1.75
	0103000000		38,348,979.00	38,348,977.25	1.75
	0106000000	General Administration Planning and Support Services	0.00	0.00	0.00
1095100600			126,369,327.00	126,273,826.80	95,500.20
	0103000000		126,369,327.00	126,273,826.80	95,500.20

1095100700			23,275,133.00	23,812,607.65	(537,474.65)
	0103000000		7,680,548.00	7,680,547.65	0.35
	0106000000	General Administration Planning and Support Services	15,594,585.00	16,132,060.00	(537,475.00)
1095100800			0.00	0.00	0.00
	0104000000		0.00	0.00	0.00
1095101200			47,007,886.00	47,007,885.75	0.25
	0104000000		47,007,886.00	47,007,885.75	0.25
1095101400			12,434,521.00	12,434,520.85	0.15
	0104000000		12,434,521.00	12,434,520.85	0.15
1095101500			1,188,575.00	1,188,575.00	0.00
	0104000000		1,188,575.00	1,188,575.00	0.00
1095101600			12,321,234.00	12,321,234.25	(0.25)
	0104000000		12,321,234.00	12,321,234.25	(0.25)
1095101700			31,486,308.00	33,312,268.45	(1,825,960.45)
	0218000000		31,486,308.00	33,312,268.45	(1,825,960.45)
1095101800			23,568,485.00	26,974,385.00	(3,405,900.00)
	0218000000		23,568,485.00	26,974,385.00	(3,405,900.00)
1095101900			31,171,332.00	31,171,332.50	(0.50)
	0104000000		31,171,332.00	31,171,332.50	(0.50)
1095102000			39,076,422.00	39,076,422.00	0.00
	0104000000		39,076,422.00	39,076,422.00	0.00
1095102200			7,868,995.00	7,868,994.55	0.45
	0106000000	General Administration Planning and Support Services	0.00	0.00	0.00
	0103000000		7,868,995.00	7,868,994.55	0.45
1095102300			0.00	0.00	0.00
	0106000000	General Administration Planning and Support Services	0.00	0.00	0.00
1095102400			0.00	0.00	0.00
	0106000000	General Administration Planning and Support Services	0.00	0.00	0.00
1095102500			28,031,655.00	28,031,655.00	0.00
	0103000000		28,031,655.00	28,031,655.00	0.00
	0106000000	General Administration Planning and Support Services	0.00	0.00	0.00
1095102600			3,572,838.00	3,572,838.00	0.00
	0103000000		3,572,838.00	3,572,838.00	0.00
	0106000000	General Administration Planning and Support Services	0.00	0.00	0.00
1095103400			168,000,000.00	0.00	168,000,000.00
	0218000000		168,000,000.00	0.00	168,000,000.00
1095103500			159,974,381.00	138,679,588.95	21,294,792.05
	0103000000		159,974,381.00	138,679,588.95	21,294,792.05
1095103600			67,061,849.00	57,487,849.00	9,574,000.00
	0103000000		67,061,849.00	57,487,849.00	9,574,000.00
1095104100		Supervision of Big 4 Projects in Housing	23,174,779.00	12,723,759.00	10,451,020.00
	0103000000		23,174,779.00	12,723,759.00	10,451,020.00
		Grand Total	3,551,055,543.00	3,347,327,415.25	203,728,127.75

The Statement has been prepared, reviewed and approved by the following:

Prepared By: _____

Date: _____

Reviewed By: _____

Date: _____

Approved By: _____

Date: _____



Budget Execution By Programmes and Sub-Programmes

Entity: 1095 State Department for Public Works

Period: JUL-19 To JUN-20

Program	Sub Program	Description	Approved Budget	Actual Payments	Variance
0000000000		Default - Non Programmatic	0.00	0.00	0.00
	0000000000	Default - Non Programmatic	0.00	0.00	0.00
0102000000		Housing Development and Human Settlement	0.00	0.00	0.00
	0102010000	Housing Development	0.00	0.00	0.00
0103000000			1,430,284,221.00	1,405,605,448.40	24,678,772.60
	0103010000	Stalled and new Government buildings	1,430,284,221.00	1,405,605,448.40	24,678,772.60
	0103020000	Building Standards and Research	0.00	0.00	0.00
0104000000			253,133,003.00	255,840,599.70	2,342,303.30
	0104010000	Coastline Infrastructure Development	133,975,331.00	184,633,327.20	2,342,303.80
	0104020000		81,207,372.00	81,207,372.50	(0.50)
0106000000		General Administration Planning and Support Services	353,937,385.00	355,435,863.75	13,501,521.25
	0106010000	Administration, Planning & Support Services	322,345,343.00	308,456,777.60	13,888,565.40
	0106020000	Procurement, Warehousing and Supply	48,592,042.00	46,979,086.15	(387,044.15)
0218000000			1,433,550,934.00	1,320,445,403.40	163,205,530.60
	0218010000		1,411,400,000.00	1,243,399,999.40	168,000,000.60
	0218020000		26,074,082.00	29,371,064.05	(3,292,982.05)
	0218030000		48,172,852.00	47,674,339.95	(1,501,487.95)
		Grand Total	3,551,055,543.00	3,347,327,415.25	203,728,127.75

The Statement has been prepared, reviewed and approved by the following:

Prepared By: _____

Date: _____

Reviewed By: _____

Date: _____

Approved By: _____

Date: _____

STATE DEPARTMENT OF PUBLIC WORKS.

RECEIPTS IN BANK STATEMENT NOT YET RECORDED IN CASH BOOK

DATE	PARTICULARS	AMOUNT	REMARKS
2-Oct-19	STANDARD CHARTERED BANK	20,000.00	INVALID BENE ACCOUNT NUMBER
15-Nov-19	LUCY WANGU NJOKA.	5,000.00	INVALID ACCOUNT DETAILS
20-Jan-20	FATUMA SAIDI MWACHARO	20,160.00	INVALID ACCOUNT DETAILS
30/06/2020	HFCK BANK	98,819.00	INCOMPLETE BEN. DETAILS
	TOTAL	<u>143,979.00</u>	

STATE DEPARTMENT OF PUBLIC WORKS.
RECEIPTS IN CASH BOOK NOT YET RECORDED IN BANK

DATE	REF	PARTICULARS	AMOUNT
4/23/2019		Michael Ngolo	22,400.00
31/08/2019		Balance overcast	188,000.00
31/10/2019		Balance overcast	3,200.00
30/06/2020		KNEC	2,259,045.00
		TOTAL	<u><u>2,472,645.00</u></u>



STATEMENT OF RECEIPTS AND PAYMENTS
 Entity: 1095 State Department for Public Works
 Current Period: JUL-19 To JUN-20
 Compare With: JUL-18 To JUN-19

	Note	Current Period	Previous Period
RECEIPTS			
Tax Receipts	1	0.00	0.00
Social Security Contribution	2	0.00	0.00
Proceeds from Domestic and Foreign Grants	3	0.00	0.00
Exchequer releases	4	3,376,792,182.25	2,465,180,000.00
Transfers from Other Government Entities	5	0.00	0.00
Proceeds from Domestic Borrowings	6	0.00	0.00
Proceeds from Foreign Borrowings	7	0.00	0.00
Proceeds from Sales of Assets	8	0.00	21,000.00
Reimbursements and Refunds	9	0.00	0.00
Returns of Equity Holdings	10	0.00	0.00
Other Receipts	11	5,968,357.00	4,405,388.65
TOTAL RECEIPTS		3,382,760,539.25	2,469,606,388.65
PAYMENTS			
Compensation of Employees	12	734,243,348.65	479,407,552.05
Use of goods and Services	13	222,156,617.70	250,064,936.75
Subsidies	14	0.00	0.00
Transfers to Other Government Units	15	1,258,399,999.40	868,424,500.00
Other Grants and Transfers	16	0.00	0.00
Social Security Benefits	17	2,399,300.00	4,372,928.75
Acquisition of Assets	18	1,130,128,149.50	864,967,979.80
Finance Costs, including Loan Interest	19	0.00	0.00
Repayment of Principal on Domestic and Foreign Borrowing	20	0.00	0.00
Other payments	21	0.00	0.00
TOTAL PAYMENTS		3,347,327,415.25	2,467,237,947.35
SURPLUS/DEFICIT		35,433,124.00	2,368,441.30

The Statement has been prepared, reviewed and approved by the following:

Prepared By: _____
 Reviewed By: _____
 Approved By: _____

Date: _____
 Date: _____
 Date: _____



Statement of Financial Position
Entity: 1095-State Department for Public Works
Current Period: JUL-19 To JUN-20
Compare With: JUL-18 To JUN-19

	Note	Current Period	Previous Period
		Kshs	Kshs
FINANCIAL ASSETS			
Cash and Cash Equivalents			
Bank Balances	22A	626,998,149.05	724,927,599.20
Cash Balances	22B	147,473,798.05	(777,433.75)
Total Cash And Cash Equivalents		774,471,947.10	724,150,165.45
Accounts Receivables - Outstanding Imprest and Clearance Accounts	23	3,972,963.00	1,635,500.00
TOTAL FINANCIAL ASSETS		778,444,910.10	725,785,665.45
Financial Liabilities			
Accounts Payables - Deposits	24	739,811,462.90	722,585,342.25
NET FINANCIAL ASSETS		38,633,447.20	3,200,323.20
REPRESENTED BY			
Fund Balance b/fwd	25	3,200,323.20	2,777,126.90
Prior Year Adjustment	26	0.00	(1,945,245.00)
Surplus/Deficit for the Year		35,433,124.00	2,368,441.30
NET FINANCIAL POSITION		38,633,447.20	3,200,323.20

The Statement has been prepared, reviewed and approved by the following:

Prepared By: _____
Reviewed By: _____
Approved By: _____

Date: _____
Date: _____
Date: _____



Statement of Budget Execution

Entity: 1095- State Department for Public Works

Current Period: JUL-19 To JUN-20

	Note	Printed Estimate	Reallocation/ Transfer	Supplementary Estimates	Final Approved Estimate (Net)	Actual	Budget Utilization Differences	% of Utilization
		a	b	c	d=a+b+c	e	f=d-e	g=e/d%
RECEIPTS								
Tax Receipts	1	0.00	0.00					
Social Security Contribution	2	0.00	0.00	0.00	0.00	0.00	0.00	0.00%
Proceeds from Domestic and Foreign Grants	3	0.00	0.00	0.00	0.00	0.00	0.00	0.00%
Exchequer releases	4	0.00	0.00	0.00	0.00			
Transfers from Other Government Entities	5	0.00	0.00	0.00	0.00	3,376,792,182.25	(3,376,792,182.25)	0.00%
Proceeds from Domestic Borrowings	6	0.00	0.00	0.00	0.00	0.00	0.00	0.00%
Proceeds from Foreign Borrowings	7	0.00	0.00	0.00	0.00	0.00	0.00	0.00%
Proceeds from Sales of Assets	8	170,000,000.00	0.00	2,000,000.00	172,000,000.00	0.00	172,000,000.00	0.00%
Reimbursements and Refunds	9	0.00	0.00	0.00	0.00	0.00	0.00	0.00%
Returns of Equity Holdings	10	0.00	0.00	0.00	0.00	0.00	0.00	0.00%
Other Receipts	11	0.00	0.00	0.00	0.00	0.00	0.00	0.00%
Total		170,000,000.00	0.00	2,000,000.00	172,000,000.00	5,968,357.00	(5,968,357.00)	0.00%
PAYMENTS								
Compensation of Employees	12	423,300,000.00	0.00	313,300,000.00	736,600,000.00	734,243,348.65	2,356,651.35	99.68%
Use of goods and Services	13	291,629,050.50	0.00	(60,447,302.50)	231,181,748.00	222,156,617.70	9,025,130.30	96.10%
Subsidies	14	0.00	0.00	0.00	0.00	0.00	0.00	0.00%
Transfers to Other Government Units	15	797,200,000.00	0.00	629,200,000.00	1,426,400,000.00	1,258,399,999.40	168,000,000.60	88.22%
Other Grants and Transfers	16	0.00	0.00	0.00	0.00	0.00	0.00	0.00%
Social Security Benefits	17	1,200,000.00	0.00	1,200,000.00	2,400,000.00	2,399,300.00	700.00	99.97%
Acquisition of Assets	18	1,770,920,949.50	0.00	(616,447,154.50)	1,154,473,795.00	1,130,128,149.50	24,345,645.50	97.89%
Finance Costs, including Loan Interest	19	0.00	0.00	0.00	0.00	0.00	0.00	0.00%
Repayment of Principal on Domestic and Foreign Borrowing	20	0.00	0.00	0.00	0.00	0.00	0.00	0.00%
Other payments	21	0.00	0.00	0.00	0.00	0.00	0.00	0.00%
Total		3,284,250,000.00	0.00	266,805,543.00	3,551,055,543.00	3,347,327,415.25	203,728,127.75	94.26%



Statement of Budget Execution
Entity: 1095 State Department for Public Works
Current Period: JUL-19 To JUN-20

The Statement has been prepared, reviewed and approved by the following:

Prepared By: _____

Date: _____

Reviewed By: _____

Date: _____

Approved By: _____

Date: _____



SUMMARY STATEMENT OF DEPOSITS
Entity: 1095 State Department for Public Works
Current Period: JUL-19 To JUN-20
Compare With: JUL-18 To JUN-19

Economic Item	6550101 - Ministry HQ Deposit Bank A/C	
	Current Period	Previous Period
Opening Balance	723,237,882.20	629,570,230.00
Transfers of retentions during the year	192,814,917.15	122,900,432.00
Payments made out of deposit account during the year	234,013,037.75	29,232,779.80
Closing Balance	682,039,761.60	723,237,882.20
Principal Secretary Controller		
Principal Accounts		

The Statement has been prepared, reviewed and approved by the following:

Prepared By: _____

Date: _____

Reviewed By: _____

Date: _____

Approved By: _____

Date: _____



Statement of Budget Execution - Recurrence Expenditure

Entity: 1095 State Department for Public Works

Current Period: JUL-19 To JUN-20

	Note	Printed Estimate	Reallocation/ Transfer	Supplementary Estimates	Final Approved Estimate (Net)	Actual	Budget Utilization Differences	% of Utilization
		a	b	c	d=a+b+c	e	f=d-e	g=e/d%
RECEIPTS								
Tax Receipts	1	0.00						
Social Security Contribution	2	0.00	0.00	0.00	0.00	0.00	0.00	0.00%
Proceeds from Domestic and Foreign Grants	3	0.00	0.00	0.00	0.00	0.00	0.00	0.00%
Exchequer releases	4	0.00	0.00			0.00	0.00	0.00%
Transfers from Other Government Entities	5	0.00	0.00	0.00	0.00	2,159,140,227.25	(2,159,140,227.25)	0.00%
Proceeds from Domestic Borrowings	6	0.00	0.00			0.00	0.00	0.00%
Proceeds from Foreign Borrowings	7	0.00	0.00	0.00	0.00	0.00	0.00	0.00%
Proceeds from Sales of Assets	8	2,000,000.00	0.00			0.00	0.00	0.00%
Reimbursements and Refunds	9	0.00	0.00	2,000,000.00	4,000,000.00	0.00	4,000,000.00	0.00%
Returns of Equity Holdings	10	0.00	0.00	0.00	0.00	0.00	0.00	0.00%
Other Receipts	11	0.00	0.00	0.00	0.00	0.00	0.00	0.00%
Total		2,000,000.00	0.00	2,000,000.00	4,000,000.00	5,968,357.00	(5,968,357.00)	0.00%
PAYMENTS								
Compensation of Employees	12	423,300,000.00	0.00					
Use of goods and Services	13	126,529,050.50	0.00	313,300,000.00	736,600,000.00	734,243,348.65	2,356,651.35	99.68%
Subsidies	14	0.00	0.00	40,872,804.50	167,401,855.00	152,607,329.25	14,794,525.75	91.16%
Transfers to Other Government Units	15	629,200,000.00	0.00	0.00	0.00	0.00	0.00	0.00%
Other Grants and Transfers	16	0.00	0.00	629,200,000.00	1,258,400,000.00	1,258,399,999.40	0.60	100.00%
Social Security Benefits	17	1,200,000.00	0.00	0.00	0.00	0.00	0.00	0.00%
Acquisition of Assets	18	1,020,949.50	0.00	1,200,000.00	2,400,000.00	2,399,300.00	700.00	99.97%
Finance Costs, including Loan Interest	19	0.00	0.00	(419,216.50)	601,733.00	862,500.00	(260,767.00)	143.34%
Repayment of Principal on Domestic and Foreign Borrowing	20	0.00	0.00	0.00	0.00	0.00	0.00	0.00%
Other payments	21	0.00	0.00	0.00	0.00	0.00	0.00	0.00%
Total		1,181,250,000.00	0.00	984,153,588.00	2,165,403,588.00	2,148,512,477.30	16,891,110.70	99.22%



Statement of Budget Execution - Recurrent Expenditure
Entity: 1095 State Department for Public Works
Current Period: JUL-19 To JUN-20

The Statement has been prepared, reviewed and approved by the following:

Prepared By: _____

Date: _____

Reviewed By: _____

Date: _____

Approved By: _____

Date: _____



Statement of Budget Execution - Development Expenditure
 Entity: 1095 State Department for Public Works
 Current Period: JUL-19 To JUN-20

	Note	Printed Estimate	Reallocation/ Transfer	Supplementary Estimates	Final Approved Estimate (Net)	Actual	Budget Utilization Differences	% of Utilization
		a	b	c	d=a+b+c	e	f=d-e	g=e/d%
RECEIPTS								
Tax Receipts	1	0.00						
Social Security Contribution	2	0.00	0.00	0.00	0.00	0.00	0.00	0.00%
Proceeds from Domestic and Foreign Grants	3	0.00	0.00	0.00	0.00	0.00	0.00	0.00%
Exchequer releases	4	0.00						
Transfers from Other Government Entities	5	0.00	0.00	0.00	0.00	1,217,651,955.00	(1,217,651,955.00)	0.00%
Proceeds from Domestic Borrowings	6	0.00	0.00					
Proceeds from Foreign Borrowings	7	0.00	0.00	0.00	0.00	0.00	0.00	0.00%
Proceeds from Sales of Assets	8	168,000,000.00	0.00	0.00	0.00	0.00	0.00	0.00%
Reimbursements and Refunds	9	0.00	0.00	0.00	168,000,000.00	0.00	168,000,000.00	0.00%
Returns of Equity Holdings	10	0.00	0.00	0.00	0.00	0.00	0.00	0.00%
Other Receipts	11	0.00	0.00	0.00	0.00	0.00	0.00	0.00%
Total		168,000,000.00	0.00	0.00	168,000,000.00	1,217,651,955.00	(1,049,651,955.00)	724.79%
PAYMENTS								
Compensation of Employees	12	0.00	0.00	0.00	0.00	0.00	0.00	0.00%
Use of goods and Services	13	165,100,000.00	0.00	(101,320,107.00)	63,779,893.00	69,549,288.45	(5,769,395.45)	109.05%
Subsidies	14	0.00	0.00	0.00	0.00	0.00	0.00	0.00%
Transfers to Other Government Units	15	168,000,000.00	0.00	0.00	168,000,000.00	0.00	168,000,000.00	0.00%
Other Grants and Transfers	16	0.00	0.00	0.00	0.00	0.00	0.00	0.00%
Social Security Benefits	17	0.00	0.00	0.00	0.00	0.00	0.00	0.00%
Acquisition of Assets	18	1,769,900,000.00	0.00	(616,027,938.00)	1,153,872,062.00	0.00	0.00	0.00%
Finance Costs, including Loan Interest	19	0.00	0.00	0.00	0.00	1,129,265,649.50	24,606,412.50	97.87%
Repayment of Principal on Domestic and Foreign Borrowing	20	0.00	0.00	0.00	0.00	0.00	0.00	0.00%
Other payments	21	0.00	0.00	0.00	0.00	0.00	0.00	0.00%
Total		2,103,000,000.00	0.00	(717,348,045.00)	1,385,651,955.00	1,198,814,937.95	186,837,017.05	86.52%



Statement of Budget Execution - Development Expenditure
Entity: 1095 State Department for Public Works
Current Period: JUL-19 To JUN-20

The Statement has been prepared, reviewed and approved by the following:

Prepared By:

Date:

Reviewed By:

Date:

Approved By:

Date:

