

REPUBLIC OF KENYA



Enhancing Accountability

REPORT

OF

THE AUDITOR-GENERAL

ON

**MINISTRY OF LANDS AND PHYSICAL
PLANNING**

**FOR THE YEAR ENDED
30 JUNE, 2020**

PARLIAMENT
OF KENYA
LIBRARY

THE NATIONAL ASSEMBLY
PAPERS LAID
DATE: 25 MAR 2021
DAY: Thurs
TABLED BY: Hon. Majority Leader
Hon. Amos Kimani
Perpetual Mviga
BROUGHT AT THE TABLE:





MINISTRY OF LANDS AND PHYSICAL PLANNING

REPORTS AND FINANCIAL STATEMENTS

**FOR THE FINANCIAL YEAR ENDED
JUNE 30, 2020**

**Prepared in accordance with the Cash Basis of Accounting Method
under the International Public Sector Accounting Standards (IPSAS)**

TABLE OF CONTENTS

Contents	Page
1. KEY ENTITY INFORMATION AND MANAGEMENT	1
2. FOREWORD BY THE CABINET SECRETARY	9
3. STATEMENT OF PERFORMANCE AGAINST MDA'S PREDETERMINED OBJECTIVES ...	16
4. CORPORATE SOCIAL RESPONSIBILITY STATEMENT/SUSTAINABILITY	17
REPORTING.....	17
5. STATEMENT OF ENTITY MANAGEMENT RESPONSIBILITIES	19
6. REPORT OF THE INDEPENDENT AUDITORS ON THE MINISTRY OF LANDS AND PHYSICAL PLANNING	20
7. STATEMENT OF RECEIPTS AND PAYMENTS	21
8. STATEMENT OF ASSETS AND LIABILITIES	22
9. STATEMENT OF CASH FLOWS	23
10. SUMMARY STATEMENT OF APPROPRIATION: RECURRENT AND DEVELOPMENT COMBINED	25
11. SUMMARY STATEMENT OF APPROPRIATION: RECURRENT	26
12. SUMMARY STATEMENT OF APPROPRIATION: DEVELOPMENT	27
13. SIGNIFICANT ACCOUNTING POLICIES.....	28
14. NOTES TO THE FINANCIAL STATEMENTS	32
15. PROGRESS ON FOLLOW-UP OF PRIOR YEARS AUDITOR'S RECOMMENDATION.....	39
16. ANNEXURE	44

MINISTRY OF LANDS AND PHYSICAL PLANNING

Reports and Financial Statements

For the year ended June 30, 2020

1. KEY ENTITY INFORMATION AND MANAGEMENT

(a) Background information

The Ministry of Lands and Physical Planning is mandated to provide policy direction on matters related to land. The core functions of the sub-sector include facilitation of efficient land administration and management of the land resource. In discharging its functions, the Ministry is guided by detailed mandate as spelt out in the Executive Order No. 1 of June 2018, notably national lands policy and management, physical planning for land use, land transactions, survey and mapping, land adjudication, settlement matters, rural settlement planning, land registration, national spatial infrastructure, land and property valuation services and administration, administration of public land as designated by the Constitution, land information systems and maintenance of a public land bank.

Vision

To be a globally competitive organisation in sustainable land management

Mission

To facilitate improvement of the livelihood of Kenyans through efficient administration, equitable access, secure tenure and sustainable management of the land resource

Core Values

In its endeavor to execute its mandate, the Ministry is guided by the following core values/ principles:

- Team spirit
- Prompt customer responsiveness
- Integrity – honesty, accountability and transparency
- Patriotism
- Consultative
- Professionalism
- Gender equity and equality

Core Functions

- Policy formulation for management and administration of land
- Processing and issuance of title deeds
- Registration of land transactions and other legal documents
- Determination of land and other boundaries disputes
- Provision of reliable land information
- Valuation of land for various purposes
- Ascertainment of existing land rights and interests
- Provision of quality control and assurance in surveying and mapping services
- Provision of title maps
- Capacity building to counties on physical planning matters
- Regulation of land use planning in the country

(b) Key Management

During the period under review, the Ministry's day-to-day management was under the following key organs:

- Directorate of Administration
- Directorate of Land Administration
- Directorate of Land Valuation
- Directorate of Land Adjudication and settlement
- Directorate of Physical Planning
- Surveys
- Land Registration

(c) Fiduciary Management

The key management personnel who held office during the period ended 30th June 2020 and who had direct fiduciary responsibility are listed below and their profiles provided:

- | | |
|----------------------------------|-----------------------------|
| • Cabinet Secretary | Farida Karoney, EGH |
| • Chief Administrative Secretary | Hon Gideon M. Mung'aro, OGW |
| • Principal Secretary | Dr. Nicholas Muraguri, CBS |
| • Ag. Director of Administration | Samwel Mwati |
| • Land Secretary | Esther N. Ogega |
| • Director of Physical Planning | Augustine K. Masinde |
| • Ag. Director of Survey | John Maina |
| • Principal Accounts Controller | CPA Mary A. C. Wanyonyi |
| • Chief Finance Officer | Stephen Njue |
| • Deputy Director SCM | Andrew Nyambeche |

MINISTRY OF LANDS AND PHYSICAL PLANNING

Reports and Financial Statements

For the year ended June 30, 2020



Farida Karoney, EGH
Cabinet Secretary

Farida Karoney, EGH was officially appointed in February 2018 as Cabinet Secretary Ministry of Lands and Physical planning. She has executive powers on policy formulation and management of all matters regarding the Ministry.

Prior to her appointment to her present position, she was the Chief Operating Officer (COO) of the *Royal Media Services* (RMS), a media conglomerate that includes radio and television stations. She also served as the Group Editorial Director at RMS

She holds Master of Business Administration (Strategic Management) and a Post-graduate Diploma in Mass Communications from the University of Nairobi and a Bachelor's degree in Education Science (Education, Botany and Zoology) from Kenyatta University.



Hon. Gideon M. Mung'aro OGW
Chief Administrative Secretary

Hon. Gideon M. Mung'aro, OGW is the Chief Administrative Secretary. He served as a Mayor for Malindi for five (5) years, Member of Parliament for Malindi Constituency for five (5) years, Member of Pan-African Parliament, Member of Parliament Kilifi North for five (5) years where he chaired the Coast Parliamentary Group. He served as Chair of All Local Government Authorities of Kenya (ALGAK) for five (5) years (1998 – 2002). He was also a Member of Lands committee in the 11th Parliament (2013 – 2017). Hon Mung'aro holds a Bachelor's degree in Human Resource Management from Gretsia University



Dr. Nicholas Muraguri, CBS
Principal Secretary

Dr. Nicholas Muraguri, CBS is the Principal Secretary. Before his current appointment, he was the Principal Secretary, Ministry of Health. Dr. Muraguri has been Director of the Global Secretariat coordinating international efforts to eliminate HIV among children in 22 priority countries. He joined the Global Health Delivery Intensive cohort in 2011. Bringing with him rich leadership experience from the field, Dr. Muraguri was an active participant, as a learner and peer educator, throughout the program. He holds a Bachelor's degree in Surgery and Medicine from Moi University and a Master's degree in Public Health from the same University. He also holds a Master's degree in Business Administration and a postgraduate Certificate in Health Communication from John Hopkins' Bloomberg School of Public Health, and Applied Epidemiology from the University of Nairobi. Dr. Muraguri served as Director of the National HIV and STI Control Programme in Kenya where he was responsible for efficient delivery of health care and prevention through achievement of strategic objectives.

MINISTRY OF LANDS AND PHYSICAL PLANNING
Reports and Financial Statements
For the year ended June 30, 2020

 <p>Esther Ogega, MBS Land Secretary</p>	<p>Esther Ogega is the Land Secretary in the Ministry. She holds Master of Arts (M.A) in Environmental Planning and Management from University of Nairobi and Bachelor of Arts (B.A., Hons) from the same University. She is a Lead Expert in Environmental Impact Assessment/ Audit and Member of the Institution of Surveyors of Kenya (ISK), Land Administration Managers</p>
 <p>Augustine K. Masinde Director of Physical Planning</p>	<p>Mr. Augustine K. Masinde is the Director of Physical Planning and Chairman of Physical Planners Registration Board. He holds a Master of Arts (Planning) in Urban and Regional Planning from University of Nairobi. He is a Corporate Member of both the Kenya Institute of Planners (KIP) and the Architectural Association of Kenya (Town Planning Chapter). He is a registered Physical Planner by the Physical Planners Registration Board (PPRB) and a member of the International Society for Town and Regional Planners (ISOCARP)</p>
 <p>John M. Maina Ag. Director of Surveys</p>	<p>John Maina is the Ag. Director of Surveys. He is the Chairman of the Land Surveyors Board, Kenya. A Council Member, Institution of Surveyors of Kenya (ISK). In addition, he is a Licensed Land Surveyor. He holds a Master of Science in Geographic Information Science (GIS) from University of Nairobi and a Bachelor of Science in Surveying from the same University.</p>
 <p>Andrew O. Nyambeche Deputy Director SCMS</p>	<p>Andrew Nyambeche is a Deputy Director Supply Chain Management Services and Head of Supply Chain Management Services in the Ministry a position he assumed in December 2018. He has served as a Head of SCMS in various Ministries since 2007. He holds a Master of Science in Procurement and Logistics from Jomo Kenyatta University of Agriculture and Technology, a Bachelor of Commerce (Hons) degree from the University of Nairobi, Graduate Diploma in Purchasing and Supplies from the Chartered Institute of Purchasing and Supply (MCIPS) Britain. He is a member of Kenya Institute of Supplies Management and also a member of the Chartered Institute Purchasing and Supply (MCIPS).</p>

► **MINISTRY OF LANDS AND PHYSICAL PLANNING**
Reports and Financial Statements
For the year ended June 30, 2020

 <p>Anne W Kariithi Deputy Director HRM & D</p>	<p>Anne Kariithi is the Deputy Director Human Resource Development and Management (HRM&D) and Head of Human Resource Management & Development. She holds a Master’s degree in Education and a Bachelors of Education from Kenyatta University. She also holds a diploma in Human Resource Management from Kenya Institute of Management. She is a member of the Institute of Human Resource Management (IHRM)</p>
 <p>Stephen A. Njue Chief Finance Officer</p>	<p>Stephen A. Njue is a Chief Finance Officer (CFO) and Head of Finance in the Ministry. He holds a Master’s degree in Business Administration (Finance) and a Bachelor’s degree in Economics both from Kenyatta University. He also holds a diploma in Finance from Kenya Institute of Management. He is a member of the Institute of Internal Auditors (IIA) and a member of Institute of Human Resource Management (IHRM).</p>
 <p>CPA Mary A. C. Wanyonyi Principal Accounts Controller</p>	<p>CPA Mary. A. C. Wanyonyi is Ag. Deputy Accountant General. She is the Head of Accounting Unit of the Ministry, a position she assumed in January 2019. She holds a Master’s degree in Business Administration and Bachelor of Commerce with a bias in Accounting. She is a Certified Public Accountant-CPA(K). A member of ICPAK and ICIFA. She has served on the Board of Cooperative University College, Kenyatta National Hospital and Maasai Mara University and as member of the Member Services Committee of ICPAK. She is also a Certified Mediator.</p>

(d) Fiduciary Oversight Arrangements

The following are the different committees and their activities in the Ministry:

- i. **Budget Implementation Committee Activities**
 - a. Budget implementation
 - b. Budget expenditure review
 - c. Evaluation of project implementation status
 - d. Discuss and agree on re-allocation /increase or decrease of budgetary allocations.
 - e. Implementation of the National Treasury Circulars on budget implementation and MTEF process.

MINISTRY OF LANDS AND PHYSICAL PLANNING
Reports and Financial Statements
For the year ended June 30, 2020

MINISTERIAL BUDGET IMPLEMENTATION COMMITTEE					
S/No	Committee Attendance for the year ended 30 th June 2019/20	19.08.2019	16.10.2020	6.12.2019	Total Attendance
1	Samuel Mwati	✓	✓	✓	3
2	Mary A. C. Wanyonyi	✓	✓	✓	3
3	Edward Kosgey	✓	✓	✓	3
4	P.K. Mwangi	✓	✓	✓	3
5	Augustine Masinde	✓	✓	✓	3
6	Jesse Waitthaka	✓	✓	✓	3
7	Mr. A. Kyalo	✓	✓	✓	3
8	Joel Illuve	✓	✓	✓	3
9	James Maina	✓	✓	✓	3
10	Anne Kariithi	✓	✓	✓	3
11	Andrew Nyambeche	✓	✓	✓	3
12	Charles Moemi	✓	✓	✓	3

✓ - Attended

X – Apology

ii. Parliamentary Committee Activities

- Gather information on issues raised.
- Receive and compile the gathered information
- Facilitate the Cabinet Secretary's appearance at the Parliament and Senate as requested.
- Make follow up on issues raised from both National Assembly and The Senate
- Submit responses as required and approved by the Cabinet Secretary.
- Make Annual Reports on all matters attended to in response to Parliamentary concerns

MINISTERIAL PARLIAMENTARY COMMITTEE FOR FINANCIAL YEAR 2019/2020								
	NAME	11.7.2019	25.7.19	8.8.19	22.8.19	12.9.19	20.9.19	Total Attendance
1	Chief Administrative Secretary	✓	✓	✓	✓	✓	✓	6
2	Kamau John Hilton	✓	x	✓	x	✓	✓	4
3	Carolyne Menin	✓	✓	✓	✓	✓	✓	6
4	Robert Nyakeruma	✓	✓	✓	✓	✓	✓	6
5	Getrude K. Rapongo	✓	✓	✓	x	✓	✓	5
6	Weldon Maritim	✓	x	✓	✓	✓	✓	5
7	Chacha Maroa	✓	✓	✓	✓	✓	x	5
8	Charlse Githenya	✓	x	✓	✓	x	✓	4
9	Paul Ndung'u	✓	✓	✓	✓	✓	✓	6
10	Jackline Tsuma	✓	x	x	x	✓	x	2
11	Rael Chesang	✓	✓	x	✓	✓	x	4
12	Juliana Mutua	✓	✓	x	x	✓	x	3

MINISTRY OF LANDS AND PHYSICAL PLANNING

Reports and Financial Statements

For the year ended June 30, 2020

- ✓ **Attended** **X** **Apology**
- iii) **Human Resources Management Advisory Committee**
- i. Review of promotions of officers in job group A-P
 - ii. Review of Confirmations of appointments
 - iii. Review of disciplinary matters
 - iv. Review of re-designation of officers from one cadre to another
 - v. Confirmation of surcharge of officers found to have misused Government resources.

S/ N	Committee attendance from July 2019 to June 2020	Human Resource Management Advisory Committee Meetings									Total Attendance
		31.07. 19	29.08.19	20.9.19	24.10.201 9	28.11.19	17.1.20	19.2.20	23.4.20	18..6 .20	
1.	Dr. Nicholas Muraguri	✓	✓	✓	✓	✓	✓	✓	✓	✓	9
2	Samuel M. Mwati	✓	✓	✓	✓	✓		✓	✓	✓	8
3	Edward K. Kosgei	✓	✓	✓	✓	✓	✓	✓	✓	✓	9
4	Paul K. Mwangi	✓	✓		✓	✓	✓	✓	✓	✓	8
5	Rose M. Mugita	✓	✓	✓	✓		✓	✓	✓		7
6	Anne W. Kariithi	✓	✓	✓	✓	✓	✓	✓	✓	✓	9
7	Jesse Waithaka	✓		✓			✓	✓		✓	5
8	Jacinta K. Mutua	✓	✓	✓	✓			✓		✓	6
9	John w. Njogu	✓	✓	✓	✓	✓	✓	✓		✓	8
10	Pauline N. Muriithia	✓				✓					2
11	John M. Maina	✓	✓	✓	✓	✓		✓			6
12	Polly W. Gitimu								✓	✓	2
13	David N. Nyandoro								✓		1

✓ **Attended** **X** **Not attended**

MINISTRY OF LANDS AND PHYSICAL PLANNING
Reports and Financial Statements
For the year ended June 30, 2020

(e) Ministry Headquarters

Ardhi House Building
1st Ngong Avenue
P.O. Box 30450-00100
Nairobi, KENYA

Ministry Contacts

Telephone: (254)(0) 202718050
email: hacculands@ardhihouse.go.ke
Website: www.lands.go.ke

(f) Entity Bankers

Central Bank of Kenya
Haile Selassie Avenue
P.O. Box 60000
City Square 00200
Nairobi, Kenya

(g) Independent Auditors

Auditor General
Office of the Auditor General
Anniversary Towers, University Way
P.O. Box 30084
GOP 00100
Nairobi, Kenya

(h) Principal Legal Adviser

The Attorney General
State Law Office
Harambee Avenue
P.O. Box 40112
City Square 00200

2. FOREWORD BY THE CABINET SECRETARY



The Ministry of Lands and Physical Planning plays a critical role in the Country's socio-economic development plan. Land is one of the key enablers of the 'Big 4' Agenda, Vision 2030 and Sustainable Development Goals. Efficient and sustainable land use is instrumental to the achievement of Sustainable Development Goals. The relevant goals are 1, 2, 11, 14, 15 and 16 on poverty, hunger, sustainable cities and communities, life below water, life on land and peace, justice and strong institutions respectively. In light of this view, land is a vital determinant of social, economic and political transformation.

The Government, through the Ministry of Lands and Physical Planning, implemented several strategic policy and administrative interventions to address the issues of land ownership and use. Drawing from the Vision 2030, the 'Big 4' Agenda and Sustainable Development Goals, the Ministry prioritised digitisation of land records and processes, resolution of land disputes and conflict management, issuance of titles to landowners, reduction of processes and timelines in delivery of land services to facilitate ease of doing business, decentralisation of land administration and management and policy, legal and institutional reforms during the FY 2019/2020. This has not only contributed to resolution of long-standing land ownership disputes and uncertainties that have locked out land owners and businesses from accessing credit facilities from financial institutions, but it has also ensured that land rights of Kenyans, especially vulnerable groups, are ascertained. We have significantly abridged property registration steps to make land transactions easier for Kenyans. The construction and operationalisation of new registries facilitated the decentralisation of land administration services.

Notwithstanding that these achievements have been realised, the Ministry experienced various hurdles. The Corona Virus (COVID-19) pandemic affected the Ministry's daily operations. Service delivery was interrupted and operations had to be scaled down. We have also had high litigation court cases in the Ministry. The Ministry has taken cognisance of the need for deployment of digital technologies. Online transactions will play a critical role in strengthening economic resilience by enabling fast responses to these crises or challenges while helping to alleviate their impact. Towards this end, the Ministry will accelerate the development of National Land Information System (NLIMS) to ensure that land administration services are digitised in all land registries by 2022. This vision is in tandem with the provisions of Access to Information Act, 2016.

I take this opportunity to appreciate the commitment of all our stakeholders including the Kenya Private Sector Alliance (KEPSA), civil society organisations, the Law Society of Kenya (LSK) and other professional bodies and all our development partners. Their collaborative efforts and fruitful engagements reified our policy and legal reform initiatives. I specially recognise the National Assembly and the National Treasury and Planning for guidance and unwavering support in the fulfilment of the Ministry's mandate and the Country's development aspirations.

MINISTRY OF LANDS AND PHYSICAL PLANNING
Reports and Financial Statements
For the year ended June 30, 2020

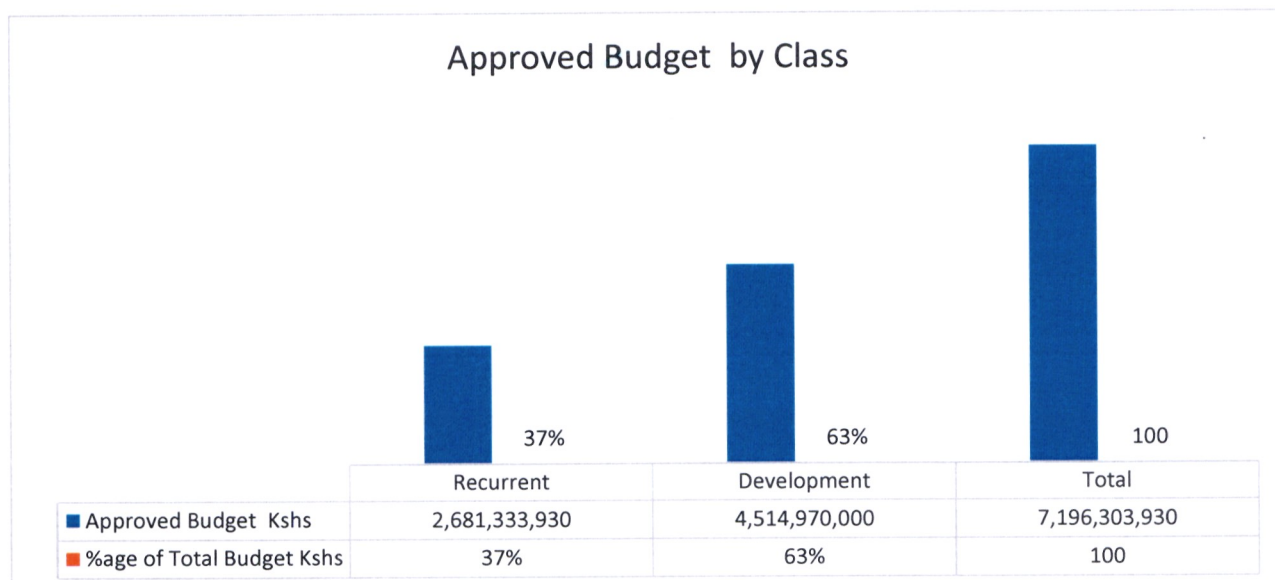
A. BUDGET ALLOCATION

i. Approved budget allocation

In the Financial year 2019/2020, the Ministry of Lands and Physical Planning had a gross budget of Kshs **7,196,303,930** out of which Kshs **2,681,333,930** and Kshs **4,514,970,000** were for recurrent and development respectively as depicted in the table and chart below:

Approved Budget Allocation by Class

Class	Approved Budget	% of Total Budget
	Kshs	
Recurrent	2,681,333,930	37
Development	4,514,970,000	63
Total	7,196,303,930	100



MINISTRY OF LANDS AND PHYSICAL PLANNING

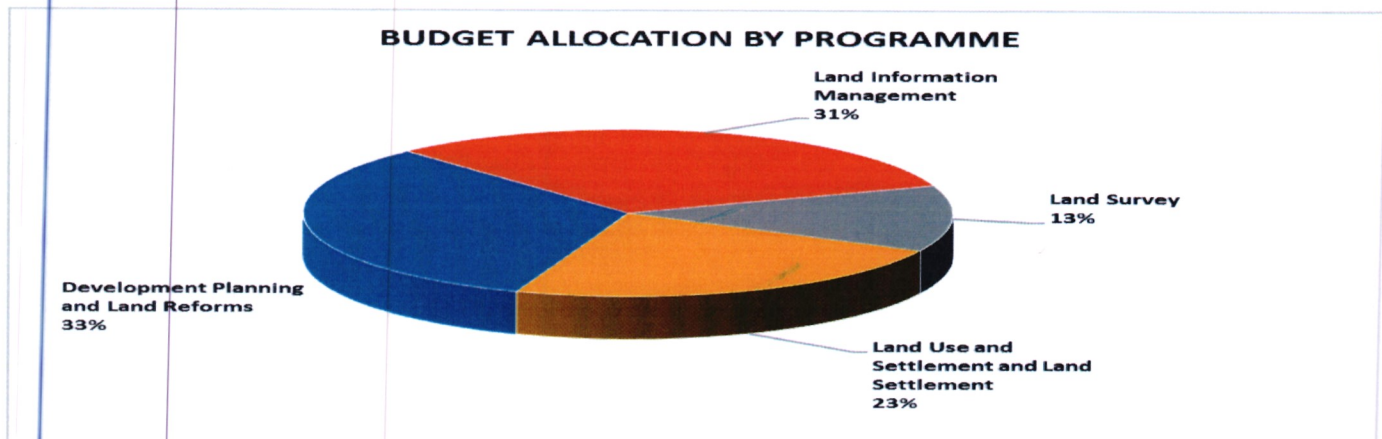
Reports and Financial Statements

For the year ended June 30, 2020

ii. Budget allocation by programme

The Ministry of Lands and Physical Planning was to expend the gross budget of Kshs **7,196,303,930** under the programme of Land Policy and Planning which has sub programmes as summarised by the table and pie chart below:

Sub Programmes	Approved Budget Allocation by Sub Program	Actual Payments
	KShs	KShs
Development Planning and Land Reforms	2,343,130,561	1,862,415,961
Land Information Management	2,260,163,527	2,021,411,462
Land Survey	917,840,545	848,168,618
Land Use and Land Settlement	1,675,169,297	1,558,853,363
	7,196,303,930	6,290,849,403



Sub-programmes

Development Planning and Land Reforms: The objective of this sub-programme is to enhance security of land tenure through issuance of title deeds. The sub-programme also seeks to provide credible valuation database for use in investment and land compensation decisions through development of a National Land Value Index. The two projects under this sub-programme were allocated Kshs. 2,343,130,561 representing 33% of the total budget. A total of Kshs. 1,862, 415,961 was spent.

Land Information Management: The objective of this sub-programme is to enhance security of land records, improve accessibility and cut down cost of land transactions through safe custody of land records and development of National Land Information Management System to create an online platform for paperless transactions. This sub-programme entails digitisation of land registries, construction of land registries and renovation of land offices. The three projects under this sub-programme were allocated Kshs. 2,260,163,527 representing 31% of the total budget. A total of Kshs. 2,021,411,462 was spent.

MINISTRY OF LANDS AND PHYSICAL PLANNING
Reports and Financial Statements
For the year ended June 30, 2020

Land Survey: The objective of this sub-programme is to ensure peaceful co-existence between the communities on the basis of existing administrative boundaries and with neighbouring countries. This sub-programme also seeks to create a national infrastructure of access and use of geospatial information in decision making as well as geo-referencing land parcels to minimise land boundary disputes and also provide database on bathymetric and nautical charts for navigation in the seas, oceans and other water bodies which pose a challenge to optimal exploitation of marine resources. This sub-programme was allocated Kshs. 917,840,545 representing 13% of the total budget. A total of Kshs. 848,168,618 was spent.

Land Use: The objective of this sub-programme is to develop a framework to guide physical development in the country and to provide technical support to county governments in physical planning matters.

Land Settlement: The objective of this sub-programme is to secure land tenure through ascertainment of rights and interests on land through settlement of landless in existing settlement schemes and parcels of land acquired through Land Settlement Fund. Land Use and Land Settlement sub-programme was allocated 1,675,169,297 representing 23% of the total budget. A total of Kshs. 1,558,853,363 was spent.

iii. Budget Utilisation

Below is an overview of the financial performance for the year ended 30th June 2020. The Ministry spent Kshs 6,290,849,403 against an approved budget of Kshs 7,196,303,930. The expenditure represents an absorption of 87%. Utilisation of the budget was carried out through various activities (economic classifications). This is depicted in the table and pie chart below. However, bills amounting to Kshs. 83,104,377 representing 1.2 % of the approved budget remained unpaid at the closure of the financial year due to lack of exchequer funding.

Table showing budget utilisation as per economic classification

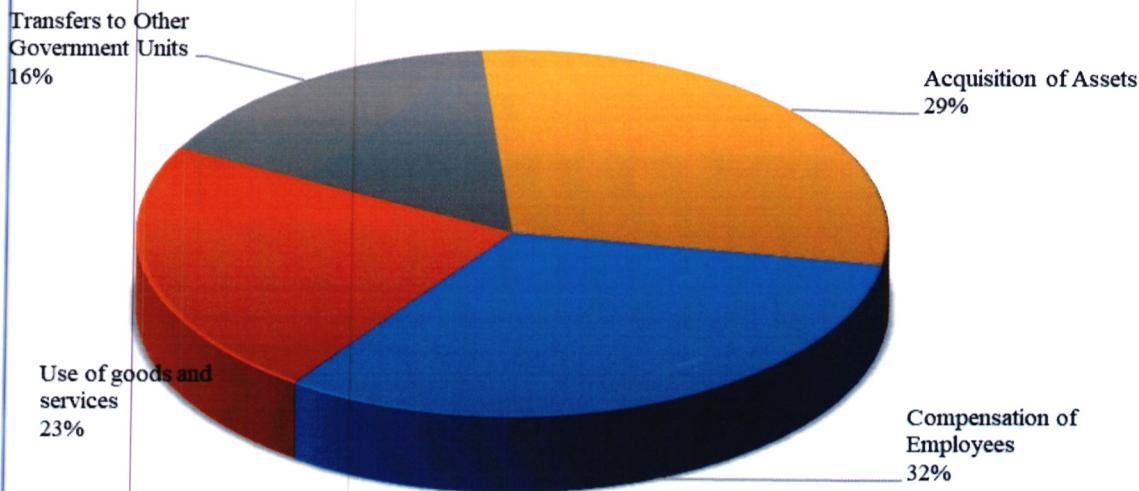
Description	Approved Budget Allocation	Actual Payments	Variance
	Kshs	Kshs	Kshs
Compensation of Employees	2,213,700,000	2,012,711,199	200,988,801
Use of goods and services	1,825,059,810	1,433,581,393	391,478,417
Transfers to Other Government Units	1,012,370,000	1,012,370,000	-
Acquisition of Assets	2,145,174,120	1,832,186,811	312,987,309
Total	7,196,303,930	6,290,849,403	905,454,527

MINISTRY OF LANDS AND PHYSICAL PLANNING

Reports and Financial Statements

For the year ended June 30, 2020

Budget Utilisation as Per Economic Classification



B. KEY ACHIEVEMENTS OF THE MINISTRY OF LANDS IN THE FINANCIAL YEAR 2019/20

During the financial year 2019/2020, the Ministry of Lands and Physical Planning implemented the land policy and planning programme. Under the programme, the Ministry registered 454,990 land title deeds countrywide; digitised land records and developed infrastructure for the deployment of Land Information Management System for Nairobi City County whose roll-out is scheduled for the FY 2020/21; constructed four land registries namely Mbeere, Kitui, Nyandarua and Bomet; and supported counties in development of physical development plans. Further, legislative reforms were carried out to facilitate ease of doing business, anchor online land transactions and strengthen land administration and management; and settled 8,807 landless households (squatters and landless). In addition, the Ministry developed land value index for Mombasa, Naivasha (Sub-County of Nakuru), Kericho, Bomet, Kisumu and Narok.

Key Outputs, Performance Indicators, Targets and Achievements

Key Outputs	Key Performance Indicators	Planned Target	Actual Achievements	Remarks
Title Deeds Registered and Issued	No. of title deeds issued	450,000	454,990	The Ministry focussed on unlocking the potential of land in adjudication sections and settlement schemes, informal settlements, company and cooperative farms and public institutions
Land transactions digitized	No. of land offices digitised	1	1	Online land transactions for Nairobi blocks planned for roll-out in FY2020/21.
Landless Settled	No.	8,500	8,807	Additional beneficiaries identified through the rigorous process.

MINISTRY OF LANDS AND PHYSICAL PLANNING
Reports and Financial Statements
For the year ended June 30, 2020


Key Outputs	Key Performance Indicators	Planned Target	Actual Achievements	Remarks
Capacity Building Undertaken	%	100	85	Physical Development Plans for Bomet County, Makueni County (Makindu and Malili) and 8 colonial villages in Nyandarua County were completed. In addition, reconnaissance survey and base maps for Othaya and Chaka Urban Centres in Nyeri County were completed. Finalization of Physical Development Plans for Othaya and Chaka was hampered by COVID-19 pandemic in the 4th quarter.
Geospatial Data Developed	%	100	80	Guidelines on conversion of land parcels is awaiting stakeholder validation. Registry Index Maps were decentralised to Narok, Murang'a, West Pokot and Bungoma Counties.
Land Parcels Geo-referenced	%	100	100	Geodetic control points and Continuous Operating Reference Stations to facilitate geo-referencing in Nairobi City County completed
Hydrographic Database Developed	%	100	111	Twelve (12) benchmarks against a target of 10 were established along Lake Victoria and Lake Naivasha.
Modernization of land offices				
New Land Registries set-up	No.	4	4	Four (4) Land registries namely: Ruiru, Kiritiri, Rumuruti and Marimanti were opened.
New land offices constructed	No.	4	4	Construction of land offices completed in Kitui, Mbeere, Bomet and Olkalau
Land offices renovated	No.	61	75	All old land offices renovated/ facelifted
Legislative Agenda Strengthened	Number of laws and bills enacted/ implemented	5	5	Sectional Properties Bill of 2019 is before the Senate; Physical & Land Use Planning Act, 2019 was developed and enacted by Parliament, its operationalisation initiated and its regulations prepared; Business Laws (Amendment) Bill enacted, formulation of electronic land transactions regulations was started and implementation of Community Land Act, 2016 was initiated.
National Land Value Index developed	Land value index	6	6	Land value index completed in six (6) counties namely Mombasa, Naivasha (sub county of Nakuru), Kisumu, Narok, Kericho and Bomet.

C. EMERGING ISSUES, CHALLENGES AND WAY FORWARD

It is important to note that in the execution of the Ministry's mandate, a number of issues emerged. The Ministry faced quite a number of challenges, which affected the realisation of its strategic objectives. They include:

- a. Inhibitive cultural practices on land ownership, access, and use, succession and dispute resolution in the determination of rights and interests on land which has continued to cause uncertainties on utilisation of land for economic gains.
- b. High demand for land for development which has led to acquisition of land for speculative purposes.
- c. Informal settlements and/or uncontrolled settlement on public land which has hindered development of intended use of land.
- d. The Corona Virus (COVID-19) pandemic which slowed down implementation of Ministry's planned activities.
- e. High number of litigation cases, which has led to delays in the determination of the claims and high compensation costs in the form of court awards.
- f. Reliance on manual land records, which put pressure on limited physical office space
- g. Inadequate capacity in land administration and management due to retirement, natural attrition, resignation and exit to other government agencies without replacement.

To address the challenges, the Ministry intends to leverage technology to its advantage to reduce physical interactions, eliminate manual records, enhance revenue collection and spur economic growth. In this regard, the Ministry has developed an elaborate roadmap for digitisation of land records, development of a National Land Information Management System (NLIMS) and deployment of online land transactions. This initiative will forestall future disruptions in land transactions in future and help the Ministry respond to and minimise the impact of the Corona Virus pandemic. The Ministry will utilise e-conveyancing platforms to ensure that the guidelines, such as social distancing, provided by the World Health Organisation and the Ministry of Health are observed. This will significantly reduce the potential spread of COVID-19. Digital infrastructure is helping communities to safely navigate the pandemic and Kenya should be no exception. We are currently offering isolated online services; however, once the development of NLIMS is complete, online land transactions will be conducted on an integrated digital platform.



Farida Karoney, EGH
CABINET SECRETARY

MINISTRY OF LANDS AND PHYSICAL PLANNING
Reports and Financial Statements
For the year ended June 30, 2020

3. STATEMENT OF PERFORMANCE AGAINST MDA'S PREDETERMINED OBJECTIVES

Section 81 (2) (f) of the Public Finance Management Act, 2012 requires that, at the end of each financial year, the Accounting officer when preparing financial statements of each National Government entity in accordance with the standards and formats prescribed by the Public Sector Accounting Standards Board includes a statement of the national government entity's performance against predetermined objectives.

The key development objectives of the Ministry of Lands and Physical Planning 2018-2022 plan are to:

- a) Ensure efficient and effective administration and management of land resource;
- b) Formulate and coordinate implementation of policies and legal framework for sustainable land development; and
- c) Provide efficient and effective support services for delivery of Ministry's programmes.
- d) Progress on attainment of Strategic development objectives

Table below provides the progress on attaining the stated objectives:

Program	Objective	Outcome	Indicator	Performance FY2019/2020
National Titling	To improve livelihoods through security of tenure	Improved management and access to land	No. of title deeds issued	454,990 titles against a target of 450,000 issued
Land Management Information System	To guarantee investor and property owners confidence on land transactions	A national land information management system developed	Number of land offices digitized	Nairobi blocks digitized
Develop a National Land Value Index	To provide a National Value database	A National land value index	A National land value index	Completed development of land value index in 6 counties
Implementation of the National Spatial Plan	To ensure optimal and sustainable use of land	Sensitize counties on the NSP	Number of counties sensitized on NSP	Counties continued in preparation of county spatial plans in line with guidelines and standards provided
Capacity Building and Technical Assistance to Counties on physical planning matters	To strengthen the ability of counties to undertake the physical planning function	Improved service delivery by counties	Number of counties with capacity to prepare physical development plans	Physical development plans developed for 4 counties
Geo-referencing of land parcel boundaries	Minimize land disputes and support the land information	Cadastral plan	No. of land parcels geo-referenced to inform	Geodetic control points and Continuous Operating Reference Stations to facilitate

MINISTRY OF LANDS AND PHYSICAL PLANNING

Reports and Financial Statements

For the year ended June 30, 2020

		system		cadastral plan	geo-referencing in Nairobi City County completed
Development of hydrographic database	of	To enhance safety of life in waters, discovery and support of the blue economy	Maritime maps	No. of charts prepared Operational hydrographic infrastructure	8 maritime maps for water bodies Coast/Shore line in Indian Ocean, Lake Victoria and Lake Naivasha were developed.
Settlement landless	of	To guarantee security of tenure, land rights and increase food production & nutrition	Households settled	No. of households settled	8,807 against a target of 8,500 households settled. Additional 307 beneficiaries identified through the rigorous process

4. CORPORATE SOCIAL RESPONSIBILITY STATEMENT/SUSTAINABILITY REPORTING

Ministry of Lands and Physical Planning facilitate improvement of the livelihood of Kenyans through efficient administration, equitable access, secure tenure and sustainable management of the land resource. A customer centric approach remains the driving force behind efficient land service delivery, which is founded on accessibility to quality services, satisfactory customer experiences and outcomes, reducing costs involved in accessing services, accountability for results and process re-engineering to ensure value for money processes and reduction of waste in terms of money and time.

Below is a brief highlight of the achievements:

1) Sustainability strategy and profile

The Ministry implemented sustainability priorities focusing on key pillars of improving lives. In this respect, the Ministry conducted regular stakeholder engagement forums geared towards initiating collaborative approaches in the implementation of key reforms. They also offer opportunities for feedback on the Ministry's activities and programmes.

2) Environmental performance

The Ministry is implementing the National Land Use Policy to address challenges related to food security, human settlements, environmental protection and climate change, housing development and liveable urban areas. E-waste is disposed through the Public Procurement and Asset Disposal Act, 2015. In addition, the Ministry, in collaboration with Ministry of Environment, reviewed sectoral policies and recommended development components in Environmental Impact Assessment (EIA) reports to conform to existing and planned development. Development controls are approved by the Ministry.

3) Employee welfare

The Human Resources Policies and Procedures Manual, 2016 guide recruitment of staff. The policy also takes care of Safety and Compliance with Occupational Safety Health Act of 2007 issues. Gender ratio is accounted for within the policy. Ministry, Departments and Agencies (MDAs) have been involved in the recruitment process. The Ministry conducted analysis in FY2019/2020 to determine skill gaps. Staff were appraised accordingly.

4) Market place practices

a) Responsible competition practice

The Ministry has put in place measures to ensure sound competition practices. These include constitution of corruption committee to promote best practices on land management and digitization of land transactions to prevent and/or fraud. Compliance with land laws deter any chances of political interference on land management.

b) Responsible Supply chain and supplier relations

The Ministry has continued to provide access of procurement opportunities to Youth, Women and Persons with Disabilities and also ensured quick processing of payments. Registered groups have been pre-qualified as an affirmative action and a summary of the procurement opportunities allocated to the target groups submitted to Public Procurement Regulatory Authority (PPRA). Publication of contracts awards and tender notices are done through the Public Procurement Information Portal for transparency.

c) Responsible marketing and advertisement

The Ministry recognises ethical marketing to improve public reputation. Market surveys have been critical in prequalifying companies and suppliers undertaking market surveys. This has ensured advertising is done in ethical ways. Conflicts of interests is avoided to differentiate the organisation from competitors.

d. Product stewardship

The Ministry has continued to implement the Article 46 of the Constitution of Kenya on consumer rights and obligations. Inspection, tender opening and evaluation committees are appointed.

5) Community Engagements

The Ministry conducted public education and awareness on Community Land Act in 24 counties with community land.

5. STATEMENT OF ENTITY MANAGEMENT RESPONSIBILITIES

Section 81 (1) of the Public Finance Management Act, 2013 requires that, at the end of each financial year, the accounting officer for a National Government Entity shall prepare financial statements in respect of that entity. Section 81 (3) requires the financial statements so prepared to be in a form that complies with relevant accounting standards as prescribed the Public Sector Accounting Standards Board of Kenya from time to time.

The Accounting Officer in charge of the Ministry of Lands and Physical Planning is responsible for the preparation and presentation of the entity's financial statements, which give a true and fair view of the state of affairs of the entity for and as at the end of the financial year ended on June 30, 2020. This responsibility includes: (i) maintaining adequate financial management arrangements and ensuring that these continue to be effective throughout the reporting period; (ii) maintaining proper accounting records, which disclose with reasonable accuracy at any time the financial position of the entity; (iii) designing, implementing and maintaining internal controls relevant to the preparation and fair presentation of the financial statements, and ensuring that they are free from material misstatements, whether due to error or fraud; (iv) safeguarding the assets of the entity; (v) selecting and applying appropriate accounting policies; and (vi) making accounting estimates that are reasonable in the circumstances.

The Accounting Officer in charge of the Ministry of Lands and Physical Planning accepts responsibility for the entity's financial statements, which have been prepared on the Cash Basis Method of Financial Reporting, using appropriate accounting policies in accordance with International Public Sector Accounting Standards (IPSAS). The Accounting Officer is of the opinion that the *Ministry's* financial statements give a true and fair view of the state of entity's transactions during the financial year ended June 30, 2020, and of the entity's financial position as at that date. The Accounting Officer charge of the Ministry of Lands and Physical Planning further confirms the completeness of the accounting records maintained for the *entity*, which have been relied upon in the preparation of the entity's financial statements as well as the adequacy of the systems of internal financial control.

The Accounting Officer in charge of the Ministry of Lands and Physical Planning confirms that the entity has complied fully with applicable Government Regulations and the terms of external financing covenants (where applicable), and that the entity's funds received during the year under audit were used for the eligible purposes for which they were intended and were properly accounted for. Further the Accounting Officer confirms that the entity's financial statements have been prepared in a form that complies with relevant accounting standards prescribed by the Public Sector Accounting Standards Board of Kenya.

Approval of the financial statements

The Ministry of Lands and Physical Planning financial statements were approved and signed by the Accounting Officer on 28/09/2020.



Principal Secretary
Dr. Nicholas Muraguri




Principal Accounts Controller
CPA Mary A. C. Wanyonyi
ICPAK Member Number: 10366

6. REPORT OF THE INDEPENDENT AUDITORS ON THE MINISTRY OF LANDS AND PHYSICAL PLANNING

REPUBLIC OF KENYA

Telephone: +254-(20) 3214000
E-mail: info@oagkenya.go.ke
Website: www.oagkenya.go.ke



HEADQUARTERS
Anniversary Towers
Monrovia Street
P.O. Box 30084-00100
NAIROBI

REPORT OF THE AUDITOR-GENERAL ON MINISTRY OF LANDS AND PHYSICAL PLANNING FOR THE YEAR ENDED 30 JUNE, 2020

REPORT ON THE FINANCIAL STATEMENTS

Qualified Opinion

I have audited the accompanying financial statements of the Ministry of Lands and Physical Planning set out on pages 21 to 43, which comprise of the statement of assets and liabilities as at 30 June, 2020, statement of receipts and payments, statement of cash flows, and the summary statement of appropriation - recurrent and development combined for the year then ended, and a summary of significant accounting policies and other explanatory information in accordance with the provisions of Article 229 of the Constitution of Kenya and Section 35 of the Public Audit Act, 2015. I have obtained all the information and explanations which to the best of my knowledge and belief were necessary for the purpose of the audit.

In my opinion, except for the effect of the matters described in the Basis for Qualified Opinion section of my report, the financial statements present fairly, in all material respects the financial position of the Ministry of Lands and Physical Planning as at 30 June, 2020, and of its financial performance and its cash flows for the year then ended, in accordance with International Public Sector Accounting Standards (Cash Basis) and comply with Public Finance Management Act, 2012.

Basis for Qualified Opinion

1. Accounts Receivable - Outstanding Imprest and Clearance Accounts

1.1 Outstanding Imprest

The statement of assets and liabilities reflects accounts receivables-outstanding imprest and clearance accounts balance of Kshs.21,140,855 which as disclosed under Note 8 to the financial statements includes imprests totalling to Kshs.260,522 out of which an amount of Kshs.98,800 was due but had not been surrendered as at the time of the audit in November, 2020. This is contrary to Regulation 93(5) of the Public Finance Management (National Government) Regulations, 2015 which states that a holder of a temporary imprest shall account or surrender the imprest within 7 working days after returning to the duty station. Regulation 93 (6) further provides that in the event of the imprest holder failing to account for or surrender the imprest on the due date, the Accounting Officer shall take immediate action to recover the full amount from the salary

of the defaulting officer with an interest charged at the prevailing Central Bank Rate. Consequently the validity and recoverability of the imprest balance of Kshs.260,522 as at 30 June, 2020 could not be confirmed.

1.2 Unsurrendered District Suspense Balance

Accounts receivable balance of Kshs.21,140,855 as disclosed under Note 8 to the financial statements also includes outstanding district suspense balance of Kshs.20,708,108 made up of an opening balance of Kshs.5,547,807, issues during the year of Kshs.140,506,402 and expenditure during the year of Kshs.125,346,101. The opening balance of Kshs.5,547,807 was not surrendered to The National Treasury but was instead carried forward to the current financial year contrary to Treasury guidelines on closure of financial year and Section 84 of the Public Finance Management (National Government) Regulations, 2015 which states that, "not later than 31st January of each year, each Accounting Officer shall surrender to the National Exchequer Account unexpended voted money or excess Appropriations-in-Aid, as confirmed by Auditor-General in the audit report".

Further, supporting documents for the expenditure of Kshs.125,346,101 and the closing balance of Kshs.20,708,108 were not availed for audit review.

Consequently, the accuracy and validity of district suspense balance of Kshs.20,708,108 as at 30 June, 2020 could not be confirmed.

2. Undisclosed Legal Bills

Included in use of goods and services expenditure of Kshs.1,433,581,393 for the year ended 30 June, 2020 is other operating expenses of Kshs.540,975,313 which includes Kshs.100,000,000 paid to State Law Office in respect of prior year legal pending cases that were however, not disclosed as pending bills in prior year financial statements.

Further, and as reported in the previous year, the Ministry had legal pending bills amounting to Kshs.772,211,214 for cases determined against the Ministry. However, the bills have not been disclosed in these financial statements and there was no evidence that the same were settled during the year under review.

In addition, no budget provision has been made to settle the bills contrary to Section 44(2)(a) of the Public Procurement and Asset Disposal Act, 2015 which requires the Accounting Officer to ensure that procurement of goods, works and services of the public entity are within approved budget of that entity.

3. Undisclosed Bank Balance

As previously reported, the Kenya Institute of Survey and Mapping operates a revenue collection account at the National Bank of Kenya. During the year under review, fees and charges amounting to Kshs.8,500,000 were collected through the account and transferred to the Ministry as Appropriations in Aid as disclosed at Note 2 to the financial statements. As at 30 June, 2020, the account had a balance of Kshs.4,898,121 which was not disclosed or included in the Ministry's bank balance as at 30 June, 2020.

In the circumstances, the accuracy and completeness of bank balance of Kshs.240,987,144 as at 30 June, 2020 could not be confirmed.

The audit was conducted in accordance with International Standards of Supreme Audit Institutions (ISSAIs). I am independent of the Ministry of Lands and Physical Planning Management in accordance with ISSAI 130 on Code of Ethics. I have fulfilled other ethical responsibilities in accordance with the ISSAI and in accordance with other ethical requirements applicable to performing audits of financial statements in Kenya. I believe that the audit evidence I have obtained is sufficient and appropriate to provide a basis for my qualified opinion.

Key Audit Matters

Key audit matters are those matters that, in my professional judgment, are of most significance in the audit of the financial statements. There were no key audit matters in the year under review.

Other Matter

Budget Control and Performance

The statement of comparative budget and actual amounts reflects final receipts budget and actual on comparable basis of Kshs. 7,196,303,930 and Kshs.6,307,807,318 respectively resulting to an under-funding of Kshs. 888,496,612 or 12% of the budget. Similarly, the Ministry expended Kshs.6,290,849,403 against an approved budget of Kshs.7,196,303,930 resulting to an under-expenditure of Kshs. 905,454,527 or 13% of the budget. The underfunding and underperformance affected the planned activities and may have impacted negatively on service delivery to the public.

2. Pending Bills

As disclosed under Annex 3 to the financial statements, the Ministry had pending accounts payable totalling Kshs.83,104,377 as at 30 June, 2020. Management has not explained why the bills were not settled during the year when they occurred. The Project is at risk of incurring significant interest costs and penalties with the continued delay in payment.

Failure to settle bills during the year in which they relate to distorts the financial statements and adversely affects the budgetary provisions for the subsequent year as they form a first charge.

REPORT ON LAWFULNESS AND EFFECTIVENESS IN USE OF PUBLIC RESOURCES

Conclusion

As required by Article 229(6) of the Constitution, based on the audit procedures performed, except for the matter described in the Basis for Conclusion on Lawfulness and Effectiveness in Use of Public Resources section of my report, I confirm that,

nothing has come to my attention to cause me to believe that public resources have not been applied lawfully and in an effective way.

Basis for Conclusion

1. Transfers to Other Government Entities

Note 5 to the financial statements reflects that an amount of Kshs.1,012,370,000 was transferred to the National Intelligence Service during the year for development of Land Information Management System (LIMS). However, confirmation from the beneficiary institution as at 30 June, 2020 was not attached as an appendix to the financial statements contrary to the Public Sector Accounting Standards Board's requirement contained in the revised reporting template dated 30 June, 2018 that requires duly signed confirmations to be obtained from the beneficiary institutions. No explanation has been provided for the omission. Further, the terms of reference and progress reports in respect to the LIMS project on behalf of the Ministry of Lands and Physical Planning were not availed for audit review.

In addition, and as previously reported, the Ministry had adopted LIMS and had already digitized 14 land registries at a total cost of Kshs.700,004,000 up to 2017/2018 financial year.

Consequently the propriety of the money transferred and whether the Ministry of Lands and Physical Planning obtained value for money in the transfer of Kshs.1,012,370,000 for the year ending 30 June, 2020 could not be confirmed,

2. Digitization of Land Registries

As previously reported, contracts to digitize Machakos, Kajiado, Nakuru and Kisumu land registries were awarded to three local companies on 30 May, 2015 at a combined contract sum of Kshs.154,280,000. However, lack of appropriate scanners and internet has significantly affected the sustainability of the digitization project in the four registries despite incurring significant expenditure. Consequently, it has not been possible to ascertain if there was value for money on the expenditure of Kshs.154,280,000 on the digitization process.

The audit was conducted in accordance with ISSAI 4000. The standard requires that I comply with ethical requirements and plan and perform the audit to obtain assurance about whether the activities, financial transactions and information reflected in the financial statements comply, in all material respects, with the authorities that govern them. I believe that the audit evidence I have obtained is sufficient and appropriate to provide a basis for my conclusion.

REPORT ON EFFECTIVENESS OF INTERNAL CONTROLS, RISK MANAGEMENT AND GOVERNANCE

Conclusion

As required by Section 7(1)(a) of the Public Audit Act, 2015, I confirm that nothing has come to my attention to cause me to believe that internal controls, risk management and overall governance were not effective.

Basis for Conclusion

The audit was conducted in accordance with ISSAI 2315 and ISSAI 2330. The standards require that I plan and perform the audit to obtain assurance about whether effective processes and systems of internal control, risk management and governance were operating effectively, in all material respects. I believe that the audit evidence I have obtained is sufficient and appropriate to provide a basis for my conclusion.

Responsibilities of Management and those Charged with Governance

Management is responsible for the preparation and fair presentation of these financial statements in accordance with International Public Sector Accounting Standards (Cash Basis) and for maintaining effective internal control as Management determines is necessary to enable the preparation of financial statements that are free from material misstatement, whether due to fraud or error and for its assessment of the effectiveness of internal control, risk management and overall governance.

In preparing the financial statements, Management is responsible for assessing the Ministry's ability to continue to sustain services, disclosing, as applicable, matters related to sustainability of services and using the applicable basis of accounting unless Management is aware of the intention to terminate the Ministry or cease operations.

Management is also responsible for the submission of the financial statements to the Auditor-General in accordance with the provisions of Section 47 of the Public Audit Act, 2015.

In addition to the responsibility for the preparation and presentation of the financial statements described above, Management is also responsible for ensuring that the activities, financial transactions and information reflected in the financial statements are in compliance with the authorities which govern them, and that public resources are applied in an effective way.

Those charged with governance are responsible for overseeing the financial reporting process, reviewing the effectiveness of how the entity monitors compliance with relevant legislative and regulatory requirements, ensuring that effective processes and systems are in place to address key roles and responsibilities in relation to governance and risk management, and ensuring the adequacy and effectiveness of the control environment.

Auditor-General's Responsibilities for the Audit

The audit objectives are to obtain reasonable assurance about whether the financial statements as a whole are free from material misstatement, whether due to fraud or error, and to issue an auditor's report that includes my opinion in accordance with the provisions of Section 48 of the Public Audit Act, 2015 and submit the audit report in compliance with Article 229(7) of the Constitution. Reasonable assurance is a high level of assurance, but is not a guarantee that an audit conducted in accordance with ISSAIs will always detect a material misstatement and weakness when it exists. Misstatements can arise from fraud or error and are considered material if, individually or in the aggregate, they could reasonably be expected to influence the economic decisions of users taken on the basis of these financial statements.

In addition to the audit of the financial statements, a compliance audit is planned and performed to express a conclusion about whether, in all material respects, the activities, financial transactions and information reflected in the financial statements are in compliance with the authorities that govern them, and that public resources are applied in an effective way, in accordance with the provisions of Article 229(6) of the Constitution and submit the audit report in compliance with Article 229(7) of the Constitution.

Further, in planning and performing the audit of the financial statements and audit of compliance, I consider internal control in order to give an assurance on the effectiveness of internal controls, risk management and governance processes and systems in accordance with the provisions of Section 7(1)(a) of the Public Audit Act, 2015 and submit the audit report in compliance with Article 229(7) of the Constitution. My consideration of the internal control would not necessarily disclose all matters in the internal control that might be material weaknesses under the ISSAIs. A material weakness is a condition in which the design or operation of one or more of the internal control components does not reduce to a relatively low level the risk that misstatements caused by error or fraud in amounts that would be material in relation to the financial statements being audited may occur and not be detected within a timely period by employees in the normal course of performing their assigned functions.

Because of its inherent limitations, internal control may not prevent or detect misstatements and instances of non-compliance. Also, projections of any evaluation of effectiveness to future periods are subject to the risk that controls may become inadequate because of changes in conditions, or that the degree of compliance with the policies and procedures may deteriorate.

As part of an audit conducted in accordance with ISSAIs, I exercise professional judgement and maintain professional skepticism throughout the audit. I also:

- Identify and assess the risks of material misstatement of the financial statements, whether due to fraud or error, design and perform audit procedures responsive to those risks, and obtain audit evidence that is sufficient and appropriate to provide a basis for my opinion. The risk of not detecting a material misstatement resulting from fraud is higher than for one resulting from error, as fraud may involve collusion, forgery, intentional omissions, misrepresentations, or the override of internal control.

- Evaluate the appropriateness of accounting policies used and the reasonableness of accounting estimates and related disclosures made by the Management.
- Conclude on the appropriateness of the Management's use of the applicable basis of accounting and, based on the audit evidence obtained, whether a material uncertainty exists related to events or conditions that may cast significant doubt on the Ministry's ability to continue to sustain its services. If I conclude that a material uncertainty exists, I am required to draw attention in the auditor's report to the related disclosures in the financial statements or, if such disclosures are inadequate, to modify my opinion. My conclusions are based on the audit evidence obtained up to the date of my audit report. However, future events or conditions may cause the Ministry to cease to continue to sustain its services.
- Evaluate the overall presentation, structure and content of the financial statements, including the disclosures, and whether the financial statements represent the underlying transactions and events in a manner that achieves fair presentation.
- Obtain sufficient appropriate audit evidence regarding the financial information and business activities of the Ministry to express an opinion on the financial statements.
- Perform such other procedures as I consider necessary in the circumstances.

I communicate with the Management regarding, among other matters, the planned scope and timing of the audit and significant audit findings, including any significant deficiencies in internal control that are identified during the audit.

I also provide Management with a statement that I have complied with relevant ethical requirements regarding independence, and to communicate with them all relationships and other matters that may reasonably be thought to bear on my independence, and where applicable, related safeguards.


Nancy Gathungu
AUDITOR-GENERAL

Nairobi

31 December, 2020


MINISTRY OF LANDS AND PHYSICAL PLANNING
Reports and Financial Statements
For the year ended June 30, 2020


7. STATEMENT OF RECEIPTS AND PAYMENTS

FOR THE YEAR ENDED 30 JUNE 2020

	Note	2019-2020	2018-2019
		Kshs	Kshs
RECEIPTS			
Transfers from National Treasury	1	6,299,307,318	4,593,568,370
Other Revenues	2	8,500,000	15,857,539
TOTAL REVENUES		6,307,807,318	4,609,425,909
PAYMENTS			
Compensation of Employees	3	2,012,711,199	2,100,023,238
Use of goods and services	4	1,433,581,393	1,155,923,714
Transfers to other Government Entities	5	1,012,370,000	-
Acquisition of Assets	6	1,832,186,811	1,348,739,044
TOTAL PAYMENTS		6,290,849,403	4,604,685,996
SURPLUS/DEFICIT		16,957,915	4,739,914

The accounting policies and explanatory notes to these financial statements form an integral part of the financial statements. The Ministry of Lands and Physical Planning financial statements were approved on 28/09/2020 and signed by:


Principal Secretary
Dr. Nicholas Muraguri


Principal Accounts Controller
CPA Mary A. C. Wanyonyi
ICPAK Member Number: 10366


MINISTRY OF LANDS AND PHYSICAL PLANNING
Reports and Financial Statements
For the year ended June 30, 2020

8. STATEMENT OF ASSETS AND LIABILITIES
AS AT 30 JUNE 2020

	Note	2019-2020	2018-2019
		Kshs	Kshs
FINANCIAL ASSETS			
Cash and Cash Equivalents			
Bank Balances	7A	240,987,144	304,215,075
Cash Balances	7B	-	142,027
Total Cash And Cash Equivalents		240,987,144	304,357,102
Accounts Receivables - Outstanding Imprest and Clearance Accounts	8	21,140,855	8,734,579
TOTAL FINANCIAL ASSETS		262,127,999	313,091,681
LESS: FINANCIAL LIABILITIES			
Accounts Payables – Deposits	9	240,981,901	304,214,046
NET FINANCIAL ASSETS		21,146,098	8,877,635
REPRESENTED BY			
Fund balance b/fwd	10	8,877,635	13,730,175
Prior year adjustments	11	(4,689,452)	(9,592,454)
Surplus/Deficit for the year		16,957,915	4,739,914
NET FINANCIAL POSITION		21,146,098	8,877,635

The accounting policies and explanatory notes to these financial statements form an integral part of the financial statements. The Ministry of Lands and Physical Planning financial statements were approved on 28/09/2020 and signed by:


Principal Secretary
Dr. Nicholas Muraguri


Principal Accounts Controller
CPA Mary A. C. Wanyonyi
ICPAK Member Number: 10366

MINISTRY OF LANDS AND PHYSICAL PLANNING
Reports and Financial Statements
For the year ended June 30, 2020

9. STATEMENT OF CASH FLOWS FOR THE YEAR ENDED 30 JUNE 2020

	Note	2019-2020	2018-2019
		Kshs	Kshs
CASH FLOW FROM OPERATING ACTIVITIES			
Receipts for operating income			
Transfers from National Treasury	1	6,299,307,318	4,593,568,370
Other Revenues	2	8,500,000	15,857,539
		6,307,807,318	4,609,425,909
Payments for operating expenses			
Compensation of Employees	3	2,012,711,199	2,100,023,238
Use of goods and services	4	1,433,581,393	1,155,923,714
Grants and Transfers to other Government Entities	5	1,012,370,000	-
		4,458,662,592	3,255,946,952
Adjusted for:			
Changes in receivables	12	(12,406,276)	872,295
Changes in payables	13	(63,232,144)	106,950,930
Adjustments during the year	11	(4,689,452)	(9,592,454)
Net cashflow from operating activities		1,768,816,853	1,451,709,728
CASHFLOW FROM INVESTING ACTIVITIES			
Acquisition of Assets	6	(1,832,186,811)	(1,348,739,044)
Net cash flows from Investing Activities		(1,832,186,811)	(1,348,739,044)
CASHFLOW FROM BORROWING ACTIVITIES			
Net cash flow from financing activities		-	-
NET INCREASE IN CASH AND CASH EQUIVALENT		(63,369,958)	102,970,684
Cash and cash equivalent at BEGINNING of the year		304,357,102	201,386,418
Cash and cash equivalent at END of the year		240,987,144	304,357,102

MINISTRY OF LANDS AND PHYSICAL PLANNING
Reports and Financial Statements
For the year ended June 30, 2020

The accounting policies and explanatory notes to these financial statements form an integral part of the financial statements. The Ministry of Lands and Physical Planning financial statements were approved on 28/09/2020 and signed by:



Principal Secretary
Dr. Nicholas Muraguri



Principal Accounts Controller
CPA Mary A. C. Wanyonyi
ICPAK Member Number: 10366


MINISTRY OF LANDS AND PHYSICAL PLANNING
Reports and Financial Statements
For the year ended June 30, 2020


10. SUMMARY STATEMENT OF APPROPRIATION: RECURRENT AND DEVELOPMENT COMBINED FOR THE YEAR ENDED 30 JUNE 2020

Revenue/Expense Item	Original Budget a	Adjustments b	Final Budget c=a+b	Actual on Comparable Basis d	Budget Utilisation Difference e=c-d	% of Utilisation Difference to Final Budget f=d/c %
RECEIPTS						
Exchequer releases	5,101,200,000	2,086,103,930	7,187,303,930	6,299,307,318	887,996,612	88%
Proceeds from Sale of Assets (AIA)	4,500,000	4,500,000	9,000,000	8,500,000	500,000	94%
TOTAL RECEIPTS	5,105,700,000	2,090,603,930	7,196,303,930	6,307,807,318	888,496,612	88%
PAYMENTS						
Compensation of Employees	1,207,000,000	1,006,700,000	2,213,700,000	2,012,711,199	200,988,801	91%
Use of goods and services Transfers to Other Government Units	2,283,919,260	(458,859,450)	1,825,059,810	1,433,581,393	391,478,417	79%
Acquisition of Assets	1,614,780,740	530,393,380	2,145,174,120	1,012,370,000	1,132,804,120	100%
GRAND TOTAL	5,105,700,000	2,090,603,930	7,196,303,930	6,290,849,403	905,454,527	87%
SURPLUS/DEFICIT	-	-	-	16,957,915	(16,957,915)	

The changes of Kshs **2,090,603,930** between the actual and final budget were as a result of reallocations within the budget with the exception of an amount of Kshs **662,370,000** which was additional funding provided for under article 223 of the Constitution to cater for the digitization of the Land Registries.

The Ministry of Lands and Physical Planning financial statements were approved on 28/09/2020 and signed by:


Principal Secretary
Dr. Nicholas Muraguri


Principal Accounts Controller
CPA Mary A. C. Wanyonyi
ICPAK Member Number: 10366

MINISTRY OF LANDS AND PHYSICAL PLANNING
Reports and Financial Statements
For the year ended June 30, 2020

11. SUMMARY STATEMENT OF APPROPRIATION: RECURRENT FOR THE YEAR ENDED 30 JUNE 2020

Revenue/Expense Item	Original Budget a	Adjustments b	Final Budget c=a+b	Actual on Comparable Basis d	Budget Utilisation Difference e=d-c	% of Utilisation Difference to Final Budget f=d/c %
RECEIPTS						
Exchequer releases	1,503,600,000	1,168,733,930	2,672,333,930	2,274,979,549	397,354,381	85%
Proceeds from Sale of Assets	4,500,000	4,500,000	9,000,000	8,500,000	500,000	94%
Total Receipts	1,508,100,000	1,173,233,930	2,681,333,930	2,283,479,549	397,854,381	85%
PAYMENTS						
Compensation of Employees	1,207,000,000	1,006,700,000	2,213,700,000	2,012,711,199	200,988,801	91%
Use of goods and services	289,019,260	92,140,550	381,159,810	254,598,971	126,560,839	67%
Acquisition of Assets	12,080,740	74,393,380	86,474,120	3,253,017	83,221,103	4%
GRAND TOTAL	1,508,100,000	1,173,233,930	2,681,333,930	2,270,563,187	410,770,743	85%
SURPLUS/DEFICIT	-	-	-	12,916,362	(12,916,362)	

- i. The Use of goods and services was underutilised by 33% due to the COVID pandemic which hampered the procurement in the 3rd Quarter
ii. The underutilisation of 96 % under Acquisition of assets was due to the COVID pandemic which hampered the completion of the renovation of land registries in the 3rd and 4th Quarter of the Financial year.

The Ministry of Lands and Physical Planning financial statements were approved on 28/09/2020 and signed by



Principal Secretary
Dr. Nicholas Muraguri



Principal Accounts Controller
CPA Mary A. C. Wanyonyi
ICPAK Member Number: 10366

MINISTRY OF LANDS AND PHYSICAL PLANNING
Reports and Financial Statements
For the year ended June 30, 2020

12. SUMMARY STATEMENT OF APPROPRIATION: DEVELOPMENT FOR THE YEAR ENDED 30 JUNE 2020

Revenue/Expense Item	Original Budget	Adjustments	Final Budget	Actual on Comparable Basis	Budget Utilisation Difference	% of Utilisation
	a	b	c=a+b	d	e=c-d	f=d/c %
RECEIPTS			0			
Exchequer releases	3,597,600,000	917,370,000	4,514,970,000	4,024,327,769	490,642,231	89%
Proceeds from Sale of Assets (AIA)	-	-	-	-	-	0%
TOTAL RECEIPTS	3,597,600,000	917,370,000	4,514,970,000	4,024,327,769	490,642,231	89%
PAYMENTS						
Use of goods and services	1,994,900,000	(551,000,000)	1,443,900,000	1,178,982,422	264,917,578	82%
Transfers to Other Government Units	-	1,012,370,000	1,012,370,000	1,012,370,000	-	100%
Acquisition of Assets	1,602,700,000	456,000,000	2,058,700,000	1,828,933,794	229,766,206	89%
GRAND TOTAL	3,597,600,000	917,370,000	4,514,970,000	4,020,286,216	494,683,784	89%
SURPLUS/DEFICIT	-	-	-	4,041,553	(4,041,553)	

- i. The Use of goods and services was underutilised by 8% due to the COVID pandemic which hampered the procurement in the 3rd Quarter
- ii. The underutilisation of 1% under Acquisition of assets was due to the COVID pandemic which hampered the procurement in 3rd Quarter of the Financial year.

The Ministry of Lands and Physical Planning financial statements were approved on 28/09/2020 and signed by:



Principal Secretary
 Dr. Nicholas Muraguri



Principal Accounts Controller
 CPA Mary A. C. Wanyonyi
 ICPAK Member Number: 10366

13. SIGNIFICANT ACCOUNTING POLICIES

The principle accounting policies adopted in the preparation of these financial statements are set out below:

1. Statement of Compliance and Basis of Preparation

The financial statements have been prepared in accordance with Cash-basis International Public Sector Accounting Standards (IPSAS) as prescribed by the Public Sector Accounting Standards Board (PSASB) and set out in the accounting policy note below. This cash basis of accounting has been supplemented with accounting for; a) receivables that include imprests and salary advances and b) payables that include deposits and retentions.

The financial statements comply with and conform to the form of presentation prescribed by the PSASB. The accounting policies adopted have been consistently applied to all the years presented.

2. Reporting Entity

The financial statements are for the Ministry of Lands and Physical Planning. The financial statements encompass the reporting Ministry as specified under section 81 of the PFM Act 2012 and also comprise of the following development projects implemented by the Ministry:

3. Reporting Currency

The financial statements are presented in Kenya Shillings (KShs), which is the functional and reporting currency of the Government and all values are rounded to the nearest Kenya Shilling.

4. Significant Accounting Policies

The accounting policies set out in this section have been consistently applied by the Ministry of lands and Physical for all the years presented.

a) Recognition of Receipts

The Ministry of lands and Physical Planning recognises all receipts from the various sources when the event occurs and the related cash has actually been received by the Ministry of lands and Physical Planning

Tax Receipts

Tax receipts are recognized in the books of accounts when cash is received. Cash is considered as received when notification of tax remittance is received.

Transfers from the Exchequer

Transfers from the exchequer are recognised in the books of accounts when cash is received. Cash is considered as received when payment instruction is issued to the bank and notified to the Ministry of lands and Physical Planning

External Assistance

External assistance is received through grants and loans from multilateral and bilateral development partners. Grants and loans shall be recognized in the books of accounts when cash is received. Cash is considered as received when a payment advice is received by the Ministry of lands and Physical Planning.

MINISTRY OF LANDS AND PHYSICAL PLANNING

Reports and Financial Statements

For the year ended June 30, 2020

SIGNIFICANT ACCOUNTING POLICIES (Continued)

In case of grant/loan in kind, such grants are recorded upon receipt of the grant item and upon determination of the value. The date of the transaction is the value date indicated on the payment advice. A similar recognition criteria is applied for loans received in the form of a direct payment.

During the year ended 30th June 2020, there were no instances of non-compliance with terms and conditions which have resulted in cancellation of external assistance loans.

Other receipts

These include Appropriation-in-Aid and relates to receipts such as proceeds from disposal of assets and sale of tender documents. These are recognised in the financial statements the time associated cash is received.

b) Recognition of payments

The Ministry of lands and Physical Planning recognises all payments when the event occurs, and the related cash has been paid out by the Entity.

Compensation of Employees

Salaries and wages, allowances, statutory contribution for employees are recognised in the period when the compensation is paid.

Use of Goods and Services

Goods and services are recognized as payments in the period when the goods/services are paid for. Such expenses, if not paid during the period where goods/services are consumed, shall be disclosed as pending bills.

Interest on Borrowing

Borrowing costs that include interest are recognised as payment in the period in which they are paid for.

Repayment of Borrowing (Principal Amount)

The repayment of principal amount of borrowing is recognized as payment in the period in which the repayment is made.

Acquisition of Fixed Assets

The payment on acquisition of property plant and equipment items is not capitalised. The cost of acquisition and proceeds from disposal of these items are treated as payments and receipts items respectively. Where an asset is acquired in a non-exchange transaction for nil or nominal consideration and the fair value of the asset can be reliably established, a contra transaction is recorded as receipt and as a payment.

A fixed asset register is maintained by each public entity and a summary provided for purposes of consolidation. This summary is disclosed as an annexure to the financial statements.

5. In-kind contributions

In-kind contributions are donations that are made to the Ministry's in the form of actual goods and/or services rather than in money or cash terms. These donations may include vehicles, equipment or personnel services. Where the financial value received for in-kind contributions can be reliably determined, the Entity includes such value in the statement of receipts and payments both as receipts and as payments in equal and opposite amounts; otherwise, the contribution is not recorded.

SIGNIFICANT ACCOUNTING POLICIES (Continued)

6. Third Party Payments

Included in the receipts and payments, are payments made on its behalf to third parties in form of loans and grants. These payments do not constitute cash receipts and payments and are disclosed in the payment to third parties in the statement of receipts and payments as proceeds from foreign borrowings.

7. Cash and Cash Equivalents

Cash and cash equivalents comprise cash on hand and cash at bank, short-term deposits on call and highly liquid investments with an original maturity of three months or less, which are readily convertible to known amounts of cash and are subject to insignificant risk of changes in value. Bank account balances include amounts held at the Central Bank of Kenya and at various commercial banks at the end of the financial year.

Restriction on Cash

Restricted cash represents amounts that are limited/restricted from being used to settle a liability for at least twelve months after the reporting period. This cash is limited for direct use as required by stipulation.

Amounts maintained in deposit bank accounts are restricted for use in refunding third party deposits. As at 30th June 2020, this amounted to Kshs 240,987,144 compared to Kshs 304,215,075 in prior period as indicated on note 7A.

There were no other restrictions on cash during the year.

8. Accounts Receivable

For the purposes of these financial statements, imprests and advances to authorised public officers and/or institutions which were not surrendered or accounted for at the end of the financial year are treated as receivables. This is in recognition of the government practice where the imprest payments are recognized as payments when fully accounted for by the imprest or AIE holders. This is an enhancement to the cash accounting policy. Other accounts receivables are disclosed in the financial statements.

9. Accounts Payable

For the purposes of these financial statements, deposits and retentions held on behalf of third parties have been recognized on an accrual basis (as accounts payables). This is in recognition of the government practice of retaining a portion of contracted services and works pending fulfilment of obligations by the contractor and to hold deposits on behalf of third parties. This is an enhancement to the cash accounting policy adopted by National Government Ministries and Agencies. Other liabilities including pending bills are disclosed in the financial statements.

10. Pending Bills

Pending bills consist of unpaid liabilities at the end of the financial year arising from contracted goods or services during the year or in past years. As pending bills do not involve the payment of cash in the reporting period, they recorded as 'memorandum' or 'off-balance' items to provide a sense of the overall net cash position of the Entity at the end of the year. When the pending bills are finally settled, such payments are included in the Statement of Receipts and Payments in the year in which the payments are made.

MINISTRY OF LANDS AND PHYSICAL PLANNING
Reports and Financial Statements
For the year ended June 30, 2020

SIGNIFICANT ACCOUNTING POLICIES (Continued)

11. Budget

The budget is developed on a comparable accounting basis (cash basis except for imprest and deposits, which are accounted for on an accrual basis), the same accounts classification basis, and for the same period as the financial statements. The original budget was approved by Parliament on June 2019 for the period 1st July 2019 to 30th June 2020 as required by Law and there were two supplementary adjustments to the original budget during the year.

A comparison of the actual performance against the comparable budget for the financial year under review has been included in the financial statements.

Government Development Projects are budgeted for under the MDAs but receive budgeted funds as transfers and account for them separately. These transfers are recognised as inter-entity transfers.

12. Comparative Figures

Where necessary, comparative figures for the previous financial year have been amended or reconfigured to conform to the required changes in presentation.

13. Subsequent Events

There have been no events subsequent to the financial year end with a significant impact on the financial statements for the year ended 30th June 2020.

14. Errors

Material prior period errors shall be corrected retrospectively in the first set of financial statements authorized for issue after their discovery by: i. restating the comparative amounts for prior period(s) presented in which the error occurred; or ii. If the error occurred before the earliest prior period presented, restating the opening balances of assets, liabilities and net assets/equity for the earliest prior period presented.

During the year, errors that have been corrected are disclosed under **note 11** explaining the nature and amounts.

15. Related Party Transactions

Related party relationships are a normal feature of commerce. Specific information with regards to related party transactions is included in the disclosure notes.

MINISTRY OF LANDS AND PHYSICAL PLANNING
Reports and Financial Statements
For the year ended June 30, 2020

14. NOTES TO THE FINANCIAL STATEMENTS

1. TRANSFERS FROM NATIONAL TREASURY

Description	2019-2020	2018-2019
	Kshs	Kshs
Total Exchequer Releases for quarter 1	508,190,557	550,625,200
Total Exchequer Releases for quarter 2	1,682,780,404	1,280,038,200
Total Exchequer Releases for quarter 3	1,027,977,158	1,017,118,100
Total Exchequer Releases for quarter 4	3,080,359,199	1,745,786,870
TOTAL	6,299,307,318	4,593,568,370

2. OTHER REVENUES

Description	2019-2020	2018-2019
	Kshs	Kshs
Receipts from Administrative Fees and Charges - Collected as AIA	8,500,000	15,857,539
TOTAL	8,500,000	15,857,539

3. COMPENSATION OF EMPLOYEES

Description	2019-2020	2018-2019
	Kshs	Kshs
Basic salaries of permanent employees	1,233,804,596	1,383,424,390
Basic wages of temporary employees	42,729,202	33,229,050
Personal allowances paid as part of salary	736,177,400	683,369,798
TOTAL	2,012,711,199	2,100,023,238

MINISTRY OF LANDS AND PHYSICAL PLANNING
Reports and Financial Statements
For the year ended June 30, 2020

NOTES TO THE FINANCIAL STATEMENTS (Continued)

4. USE OF GOODS AND SERVICES

Description	2019-2020	2018-2019
	Kshs	Kshs
Utilities, supplies and services	58,889,592	44,406,780
Communication, supplies and services	3,884,402	4,800,309
Domestic travel and subsistence	17,005,519	23,691,613
Foreign travel and subsistence	1,187,580	1,941,399
Printing, advertising and information supplies & services	615,146	894,292
Rentals of produced assets	1,291,156	593,000
Training expenses	2,899,924	3,078,268
Hospitality supplies and services	76,947,473	153,266,949
Specialised materials and services	710,806,147	452,936,225
Office and general supplies and services	4,447,861	3,269,138
Fuel Oil and Lubricants	4,630,794	11,125,562
Other operating expenses	540,975,313	436,073,656
Routine maintenance – vehicles and other transport equipment	3,824,185	11,058,159
Routine maintenance – other assets	6,176,302	8,788,363
TOTAL	1,433,581,393	1,155,923,714

5. TRANSFERS TO OTHER GOVERNMENT ENTITIES

Description	2019-2020	2018-2019
	Kshs	Kshs
Transfers to National Government entities		
National Intelligence Service	1,012,370,000	-
Total	1,012,370,000	-

The above transfer was made to the National Intelligent Service (NIS) during the year which is a self-reporting entity. We have confirmed this amount with the NIS and attached the confirmations to this financial statement
(See Annex 4)

MINISTRY OF LANDS AND PHYSICAL PLANNING
Reports and Financial Statements
For the year ended June 30, 2020

NOTES TO THE FINANCIAL STATEMENTS (Continued)

6. ACQUISITION OF ASSETS

	2019-2020	2018-2019
	Kshs	Kshs
Non Financial Assets		
Construction of Buildings	44,964,945	10,112,230
Refurbishment of Buildings	51,948,443	2,276,758
Construction and Civil Works	14,583,382	11,659,362
Purchase of Vehicles and Other Transport Equipment	-	-
Purchase of Office Furniture and General Equipment	4,238,397	17,048,207
Purchase of Specialised Plant, Equipment and Machinery	10,912,865	873,617
Rehabilitation and Renovation of Plant, Machinery and Equip.	50,000	40,000
Research, Studies, Project Preparation, Design & Supervision	850,488,779	966,728,870
Acquisition of Land	855,000,000	340,000,000
TOTAL	1,832,186,811	1,348,739,044

7A. BANK ACCOUNTS

Name of Bank, Class and Account No. & currency	Exc rate (if in foreign currency)	2019-2020	2018-2019
		Kshs	Kshs
<i>Central Bank of Kenya, Recurrent 1000302798, KShs</i>	1	1,866	387
<i>Central Bank of Kenya, Development 1000302817, KShs</i>	1	3,377	643
<i>Central Bank of Kenya, Deposit 1000302828, KShs</i>	1	240,981,901	304,214,046
Total		240,987,144	304,215,075

MINISTRY OF LANDS AND PHYSICAL PLANNING
Reports and Financial Statements
For the year ended June 30, 2020

NOTES TO THE FINANCIAL STATEMENTS (Continued)

7B: CASH IN HAND

	2019-2020	2018-2019
	Kshs	Kshs
Cash -Recurrent	-	142,027
TOTAL	-	142,027

8. ACCOUNTS RECEIVABLE

Description	2019-2020	2018-2019
	Kshs	Kshs
Government Imprests	260,522	3,028,253
Salary advances	172,225	158,518
District suspense	20,708,108	5,547,807
TOTAL	21,140,855	8,734,579

(See Annex 1)

9. ACCOUNTS PAYABLE-DEPOSITS

Description	2019-2020	2018-2019
	Kshs	Kshs
Retention	17,991,669	15,866,130
Deposits	222,990,232	288,347,916
TOTAL	240,981,901	304,214,046

Accounts payable comprises of Retention money which is due to Contractors awaiting payment instructions from Public Works and deposits being money held in trust for 3rd parties and is paid on demand. This amount of deposit has been analysed *(See Annex 2)*

MINISTRY OF LANDS AND PHYSICAL PLANNING
Reports and Financial Statements
For the year ended June 30, 2020

10. FUND BALANCE BROUGHT FORWARD

Description	2019-2020 Kshs	2018-2019 Kshs
Bank accounts	304,215,075	201,186,270
Cash in hand	142,027	200,148
Receivables Outstanding Imprests	8,734,579	9,606,874
Payables - Deposits	(304,214,046)	(197,263,116)
TOTAL	8,877,635	13,730,175

11. PRIOR YEAR ADJUSTMENTS

Description	Balance b/f FY 2018/2019 as per Financial statements	Adjustments	Adjusted Balance FY 2019/2020	Prior Year 2018/2019
	Kshs	Kshs	Kshs	Kshs
Bank account balances	201,186,270	(1,029)	201,185,241	(3,923,154)
Cash in hand	200,148	(142,027)	58,121	-
Accounts payables	(197,263,116)	-	(197,263,116)	-
Receivables	9,606,874	(4,546,396)	5,060,478	(5,669,300)
TOTAL	13,730,176	(4,689,452)	9,040,724	(9,592,454)

The prior year adjustments relate to the following:

Bank balances that were swept back to Exchequer at the beginning of the year of Kshs 1,029.

Cash balance of Kshs. 142,027 surrendered back to the Exchequer during the Year.

Adjustments on receivables of Kshs 4,546,396 relate to imprests (Kshs. 2,963,431) advance salaries (Kshs.137,854) and District suspense (Kshs1,445,111) surrendered current year but relate to the prior year.

These adjustments affect the statement of assets as they result into the reduction of the Fund balance brought forward

MINISTRY OF LANDS AND PHYSICAL PLANNING

Reports and Financial Statements

For the year ended June 30, 2020

NOTES TO THE FINANCIAL STATEMENTS (Continued)

12. CHANGES IN RECEIVABLE

Description	2019-2020 Kshs	2018-2019 Kshs
Outstanding Receivables as at 1st July 2019	8,734,579	9,606,874
Imprest issued during the year	1,028,680,009	1,108,874,617
Imprest surrendered during the year	(1,016,273,733)	(1,109,746,913)
Net changes in account receivables	21,140,855	8,734,579

Government Imprests	2019-2020 Kshs	2018-2019 Kshs
Outstanding Receivables as at 1st July 2019	3,028,253	6,447,907
Imprest issued during the year	870,700,000	917,693,202
Imprest surrendered during the year	(873,467,731)	(921,112,856)
Net changes in account receivables	260,522	3,028,254

Salary advances	2019-2020 Kshs	2018-2019 Kshs
Outstanding Receivables as at 1st July 2019	158,518	308,748
Salary advances issued during the year	355,944	394,715
Salary advances recovered during the year	(342,238)	(544,945)
Net changes in Salary advances	172,225	158,518

District Suspense	2019-2020 Kshs	2018-2019 Kshs
Outstanding Receivables as at 1st July 2019	5,547,807	2,850,219
AIEs issued during the year	157,624,065	190,786,700
District data surrendered during the year	(142,463,764)	(188,089,112)
Net changes in account receivables	20,708,108	5,547,807

MINISTRY OF LANDS AND PHYSICAL PLANNING
Reports and Financial Statements
For the year ended June 30, 2020

13. CHANGES IN ACCOUNTS PAYABLE – DEPOSITS AND RETENTIONS

Description	2019-2020 Kshs	2018-2019 Kshs
Deposit and Retentions as at 1st July 2019	304,214,046	197,263,116
Deposit and Retentions held during the year	47,180,797	152,461,140
Deposit and Retentions paid during the year	(110,412,941)	(45,510,210)
Net changes in account payables	240,981,901	304,214,046

14. RELATED PARTY DISCLOSURES

The following comprise of related parties to the Ministry of Lands and Physical planning

Description	2019-2020 Kshs	2018-2019 Kshs
Transfers from National Treasury	6,299,307,318	4,593,568,370
Transfers to Agriculture Settlement Fund	855,000,000	340,000,000
Transfers to National Intelligence Service	1,012,370,000	-
TOTAL	8,166,677,318	4,933,568,370

(See Annex 4)

15. OTHER IMPORTANT DISCLOSURES

PENDING ACCOUNTS PAYABLE

	2019/2020
Supply of goods	83,104,377
Supply of services	-
TOTAL	83,104,377

(See Annex 3)

MINISTRY OF LANDS AND PHYSICAL PLANNING
Reports and Financial Statements
For the year ended June 30, 2020

15. PROGRESS ON FOLLOW-UP OF PRIOR YEARS AUDITOR'S RECOMMENDATION

The following is the summary of issues raised by the external auditor, and management comments that were provided to the auditor. We have nominated focal persons to resolve the various issues as shown below with the associated time frame within which we expect the issues to be resolved.

Reference No. on the external audit Report	Issue / Observations from Auditor	Management comments	Focal Point person to resolve the issue (Name and designation)	Status: (Resolved / Not Resolved)	Timeframe: (Put a date when you expect the issue to be resolved)
1.0	Inaccuracies in the Financial Statements	It is true that there were discrepancies between the financial statement and trial balance figures, these resulted due to shortfalls in the IFMIS system in the electronic bank reconciliation module. This is majorly caused by missing bank statement and will eventually clear once the module is fully integrated with the Central Bank of Kenya. Further, the Ministry is working hand in hand with The Treasury IFMIS department, towards the improvement of the IFMIS Bank reconciliation which would lead to accurate reporting in coming periods.	Mary A. C. Wanyonyi PAC	Resolved	30 th June 2020
2.0	Purchase of Vehicles and other Transport Equipment	It is true the Ministry purchased six vehicles bought from Toyota Kenya that were not in the initial procurement plan. However, request for reallocation was done and approval from Treasury granted as per the attached copies of approval. Further, on approval of reallocation of funds by Treasury, the Ministry updated its updated procurement plan in the IFMIS system which was approved by the Accounting Officer.	A.O. Nyambeche DSCM	Resolved	30 th June 2020

MINISTRY OF LANDS AND PHYSICAL PLANNING

Reports and Financial Statements

For the year ended June 30, 2020

Reference No. on the external audit Report	Issue / Observations from Auditor	Management comments	Focal Point person to resolve the issue (Name and designation)	Status: (Resolved / Not Resolved)	Timeframe e: (Put a date when you expect the issue to be resolved)
3.0	Bank Balance	<p>Receipt in Bank Kshs.2,682,058.50</p> <p>Analysed as below:</p> <p>Receipts from Pension Kshs 400,124.30 as per attached now adjusted in cash book.</p> <p>Refer to drawer cheques Kshs.295,348.50 as per attached now adjusted in cash book.</p> <p>Receipts on Cash Book - Kshs.1,364,804.80</p> <p>Kshs.500,427.65 is a compensating error as per the attached affecting both receipts in cash and receipts in bank. Noted and to be rectified in the current Bank Reconciliation.</p> <p>Development</p> <p>Receipts in bank not in cash book Kshs.299,600</p> <p>These refer to drawer cheques that have now been adjusted as per attached.</p>	Mary A. C. Wanyonyi PAC	Resolved	30 th June 2020
4.0	Accounts Receivable- Outstanding Imprests	<p>These mostly arise where officers have brought the surrender documents, but they have not yet been processed in the IFMIS system up to the final stage.</p>	Mary A. C. Wanyonyi PAC	Resolved	30 th June 2020

MINISTRY OF LANDS AND PHYSICAL PLANNING
Reports and Financial Statements
For the year ended June 30, 2020

Reference No. on the external audit Report	Issue / Observations from Auditor	Management comments	Focal Point person to resolve the issue (Name and designation)	Status: (Resolved / Not Resolved)	Timefram e: (Put a date when you expect the issue to be resolved)
		<p>It is true that there were differences between the IFMIS register and the manual register, we would like to state that a reconciliation between the Ministry's IFMIS register and Manual imprest register and the OAG IFMIS reports has been done and agrees to the reported Kshs.422,300.00 for Financial Year 2017/2018.</p> <p>Further, controls have been put into place to ensure that periodic reconciliation between the IFMIS register and manual register is done to ensure correctness of the outstanding amount.</p>			
5.0	Compensation of Employees	<p>It is true that the statement of receipts and payment reflects Kshs. 2,029,350.00 as compensation to employees excludes Kshs. 29,341,555.00 paid but charged to other expenditure items. Even though the Ministry had budgeted for Personnel Emoluments for the Financial Year 2017/2018, during the year new appointments were done and had new contracts not previously budgeted for. Thus, the Personal Emoluments budget was fully expended and it was not possible to carry over salary as unpaid due to the sensitivity of these salary items. The Accounting Officer had requested for additional funding as per the attached. This was however not granted.</p> <p>The Management has noted this mis-postings and commits to better</p>	Alexius Njue SCFO	Resolved	30 th June 2020

MINISTRY OF LANDS AND PHYSICAL PLANNING

Reports and Financial Statements

For the year ended June 30, 2020

Reference No. on the external audit Report	Issue / Observations from Auditor	Management comments	Focal Point person to resolve the issue (Name and designation)	Status: (Resolved / Not Resolved)	Timeframe: (Put a date when you expect the issue to be resolved)
6.0	<p>Acquisition of Assets Payments of Claims for activities under Research Studies and Project Preparation</p>	<p>planning in the future. Therefore, the personal emoluments budget has been increased in the current financial year to cater for these appointments.</p> <p>The 4th Joint Kenya-Ethiopia boundaries Pillars inspection and maintenance was a joint exercise between the Kenya and Ethiopian Governments.</p> <p>Our counterparts from Ethiopia were ready and on the ground way before the Ministry.</p> <p>Therefore, the issue became an emergency and the officers had to be dispatched immediately before the confirmation of availability of funds.</p> <p>The omission is noted and the Ministry's is striving to work within the budget.</p>	Mary A. C. Wanyonyi PAC	Resolved	30 th June 2020
7.1	<p>Pending Bills in the Financial Statement</p>	<p>It is true that Pending bills amounting to Kshs. 299,109,118 were not settled. This was due to lack of funding from the exchequer.</p>	Mary A. C. Wanyonyi PAC	Resolved Partly Resolved 300 million	30 th June 2020

MINISTRY OF LANDS AND PHYSICAL PLANNING

Reports and Financial Statements

For the year ended June 30, 2020

Reference No. on the external audit Report	Issue / Observations from Auditor	Management comments	Focal Point person to resolve the issue (Name and designation)	Status: (Resolved / Not Resolved)	Timeframe: (Put a date when you expect the issue to be resolved)
7.2	Undisclosed Pending Bills- Legal	<p>It is true that the Ministry had Legal Pending Bills amounting to Kshs946,508,404 in the year 2017/2018. It is also true that Pending Bills were not attached as an Annex to the Financial Statements. The omission has since been noted and highly regretted. However, the list of Legal Pending Bills and the Case Files had been forwarded to the Auditor for examination. The Ministry is also in consultation with State Law office on this bills and eventual settlement.</p>		<p>paid</p> <p>Resolved All arrears paid</p>	<p>30th June 2019</p>
7.3	Arrears for Land Board Members	<p>It is true that Land Board Members arrears from several land registries were not recognized as Pending Bills in the Financial Statements. The Management has noted the omission and will be communicating to the Land Registries to forward all arrears in respect of Land Boards in order for them to be compiled.</p>	<p>Alexius Njue SCFO</p>		

MINISTRY OF LANDS AND PHYSICAL PLANNING
Reports and Financial Statements
For the year ended June 30, 2020

16. ANNEXURE

- 1) Accounts Receivable
 - a) Outstanding imprests
 - b) Clearance accounts
 - c) District Suspense
- 2) Deposit Account analysis
- 3) Accounts payable pending bills
- 4) Inter Entity transfer confirmation
 - a) Settlement Fund Trustee
 - b) National Intelligence Service (NIS)
 - c) National Treasury
- 5) Reports Generated from IFMIS
 - i. GOK IFMIS Comparison Trial Balance
 - ii. FO30 (Bank reconciliations) for all bank accounts
 - iii. GOK IFMIS Receipts and Payments Statement
 - iv. GOK IFMIS Statement of Financial Position
 - v. GOK IFMIS Statement of Cash Flows
 - vi. GOK IFMIS Notes to the Financial Statements
 - vii. GOK IFMIS Statement of Budget Execution
 - viii. GOK IFMIS Statement of Deposits
 - ix. GOK IFMIS Budget Execution by Programme and Economic Classification
 - x. GOK IFMIS Budget Execution by Heads and Programmes
 - xi. GOK IFMIS Budget Execution by Programmes and Sub-programmes
- 6) Other supporting documents
 - a) Certificates of bank balance
 - b) Board of Surveys
 - i. Recurrent
 - ii. Development
 - iii. Deposit
 - c) Bank Reconciliation Manual
 - i. Recurrent
 - ii. Development
 - iii. Deposit
7. Fixed Assets Register

MINISTRY OF LANDS AND PHYSICAL PLANNING
Reports and Financial Statements
For the year ended June 30, 2020

ANNEX 1- ACCOUNTS RECEIVABLE

a) Outstanding imprests

Name of Officer or Institution	Amount issued	Amount Surrendered	Balance
	<i>Kshs</i>	<i>Kshs</i>	<i>Kshs</i>
ELLY OGOLA OMONDI	14,700	-	14,700
CHARLES MUTHEE GITHENYA	15,000	-	15,000
DAVID NATO SIMIYU	5,000	-	5,000
JOSEPH WANGOMBE WAHOME	147,300	82,478	64,822
PATRICK KIPKORIR MUTAI	42,000	-	42,000
SANTA STEPHEN CHENGO	93,800	-	93,800
EPHRAIM MWANGI NDUNGU	25,200	-	25,200
TOTAL	343,000	82,478	260,522

b) Clearance accounts

S/No	Name of Officer	Personal no.	Amount
1	MATILDA CAROL DOK	2011048294	20,664
2	BRIAN NDELEVA PAUL	2015001253	122,423
3	JOSEPHAT OTIENO K'NANDI	2006046923	29,138
	TOTAL		172,225

MINISTRY OF LANDS AND PHYSICAL PLANNING
Reports and Financial Statements
For the year ended June 30, 2020

c) District Suspense

	District	Balance b/f FY 2018/2019	AIEs Issued FY 2019/2020	Expenditure	Balances
1	BARINGO	-	2,162,717.00	2,162,716.20	0.80
2	BOMET	-	1,617,286.00	987,286.00	630,000.00
3	BONDO	-	1,543,588.00	1,543,536.00	52.00
4	BUNGOMA	390.95	2,669,196.00	2,056,902.00	612,684.95
5	BUNGOMA NORTH	280,800.00	386,670.00	386,670.00	280,800.00
6	MT ELGON	5,000.00	716,078.00	716,078.00	5,000.00
7	BUSIA	18,590.00	2,577,425.00	2,576,513.00	19,502.00
8	ELDORET WEST	203,365.00	4,777,262.00	4,280,011.00	700,616.00
9	EMBU	333.00	2,270,448.00	2,070,004.00	200,777.00
10	GARISSA	1,010.50	1,002,256.00	1,002,155.00	1,111.50
11	HOMABAY	3,055.15	1,803,883.00	1,803,182.00	3,756.15
12	ISIOLO	-	1,036,960.00	1,036,230.00	730.00
13	KAJIADO	158,645.50	2,354,782.00	2,353,270.50	160,157.00
14	KAJIADO NORTH NGONG	-	2,103,589.00	2,020,718.00	82,871.00
15	KAKAMEGA	18,024.40	3,997,454.00	3,997,454.00	18,024.40
16	KEIYO/ELGEYO MARAKWET	140,560.00	2,486,402.00	2,486,402.00	140,560.00
17	KERICHO	5,741.70	3,599,556.00	3,598,004.00	7,293.70
18	KIAMBU	35,266.00	3,146,333.00	2,371,791.00	809,808.00
19	KILIFI NORTH	2,147.00	3,313,686.00	2,382,305.00	933,528.00
20	KINANGO	4,669.00	1,180,655.00	1,178,507.00	6,817.00
21	KIRINYAGA	5,919.60	2,835,470.00	2,045,385.00	796,004.60
22	KISII CENTRAL	509,300.00	2,733,401.00	2,228,247.00	1,014,454.00

MINISTRY OF LANDS AND PHYSICAL PLANNING
Reports and Financial Statements
For the year ended June 30, 2020

23	KISUMU EAST	30,626.60	2,796,557.00	2,818,873.00	8,310.60
24	KITUI CENTRAL	4,863.00	3,221,740.00	2,929,240.00	297,363.00
25	KOIBATEK	422,500.00	2,167,771.00	2,589,071.00	1,200.00
26	KURIA	731.00	1,985,093.00	1,985,093.00	731.00
27	KWALE/MATUGA	28,200.50	2,781,539.00	2,281,347.25	528,392.25
28	LAIKIPIA	-	3,146,571.00	3,144,013.00	2,558.00
29	LAMU WEST	-	1,858,825.00	1,858,756.00	69.00
30	MACHAKOS	158,691.00	2,956,930.00	2,086,374.00	1,029,247.00
31	YATTA	-	436,670.00	436,354.00	316.00
32	MAKUENI	30.00	2,083,516.00	2,071,919.00	11,627.00
33	MALINDI	-	1,120,638.00	1,092,589.00	28,049.00
34	MARSABIT	3,800.00	788,395.00	788,350.00	3,845.00
35	MBEERE	175,120.00	1,751,806.00	1,389,805.00	537,121.00
36	MBITA	-	406,743.00	406,696.00	47.00
37	MERU CENTRAL	1,822,328.00	3,752,211.00	4,339,801.80	1,234,737.20
38	MERU NORTH	1,000,270.00	2,732,299.00	2,055,297.15	1,677,271.85
39	MERU SOUTH	12,667.00	1,685,322.00	1,683,526.00	14,463.00
40	MIGORI	29,346.10	2,665,307.00	2,654,320.00	40,333.10
41	MOMBASA	1,496.00	2,512,531.00	2,512,234.00	1,793.00
42	MURANGA	53,107.45	3,586,626.00	3,077,015.80	562,717.65
43	MWINGI	-	2,079,846.00	1,734,653.00	345,193.00
44	NAIVASHA	848.80	2,265,332.00	1,994,535.00	271,645.80
45	NAKURU	157,530.00	4,009,111.00	2,339,111.00	1,827,530.00
46	NANDI CENTRAL	1,880.00	2,854,543.00	1,914,490.00	941,933.00
47	NAROK NORTH	3,070.45	2,958,546.00	2,345,937.00	615,679.45
48	NAROK SOUTH	-	411,728.00	411,111.00	617.00

MINISTRY OF LANDS AND PHYSICAL PLANNING
Reports and Financial Statements
For the year ended June 30, 2020

49	NYANDARUA CENTRAL	34,350.00	885,000.00	531,400.00	387,950.00
50	NYANDARUA NORTH	-	1,258,784.00	1,174,480.00	84,304.00
51	NYERI CENTRAL	4,038.10	3,722,757.00	3,695,369.00	31,426.10
52	RACHUONYO	-	1,041,918.00	1,041,917.60	0.40
53	SAMBURU	-	1,464,547.00	1,340,912.00	123,635.00
54	SIAYA	5,900.00	2,082,527.00	2,081,002.05	7,424.95
55	TAITA TAVETA	160.00	981,728.00	978,142.00	3,746.00
56	TANA DELTA/TANA RIVER	-	1,010,954.00	1,010,634.00	320.00
57	THARAKA	-	1,613,823.00	1,493,823.00	120,000.00
58	THIKA	1.00	2,503,735.00	2,256,496.00	247,240.00
59	GATUNDU	-	1,359,193.00	991,693.00	367,500.00
60	RUIRU	-	1,261,693.00	991,693.00	270,000.00
61	TIGANIA EAST	-	474,116.00	473,399.00	717.00
62	TIGANIA WEST	3,417.10	1,309,653.00	926,925.00	386,145.10
63	KIRITIRI	-	1,165,607.00	545,607.00	620,000.00
64	TRANSMARA WEST	-	2,155,093.00	1,915,093.00	240,000.00
65	TRANSNZOIA	1,122.50	2,919,952.00	2,356,976.00	564,098.50
66	VIHIGA	58,494.80	2,371,032.00	1,583,265.00	846,261.80
67	WEST POKOT/ KAPENGURIA	-	1,592,996.00	1,592,995.00	1.00
		5,407,407.20	140,506,401.00	125,205,700.35	20,708,107.85

MINISTRY OF LANDS AND PHYSICAL PLANNING
Reports and Financial Statements
For the year ended June 30, 2020

ANNEX 2- DEPOSIT ACCOUNT ANALYSIS

Folio number in Deposit ledger	Details	Amount
26	Contractors Retention	17,991,718.80
TOTAL CONTRACTORS RETENTION		17,991,718.80
2	Keroka Nyamira	164,650.60
3	Nairobi Northern by pass	27,170,691.35
4	St Mary Nyakahura Rod	6,008,691.00
5	Embu	1,188,975.00
6	Mai Mahiu Naivasha	251,313.20
7	Emali loitoktok	10,517,995.00
8	Kenya Railways	30,090,769.25
9	Meru Marimba road	3,822,170.00
10	Lanet Njoro Road	33,028,468.00
12	JKIA Uhuru High way Gigiri	2,541,575.00
13	Mombasa port	4,660,000.00
15	Thogoto Gikambura Road	1,250,701.60
16	Nairobi thika road	24,325,167.70
17	Runda Whispers Road	613,172.40
18	Machakos Embakasi Road	3,570,946.80
19	Miiri Itundu Road	423,185.00
27	Survey Department	15,242,036.00
29	General Deposit	37,090,922.60
35	KISIM Deposit	3,230,312.60
39	Salary Recovery	2,904,396.25
50	Arthi Water works	515,623.00
52	KRA Survey Works	15,000.00
53	KISIP Funds	13,338,600.00
55	ISIOLO Finance PI	240,100.00
44	Imenti Kionyo Road	284,040.00
56	Rental Ardhi House	140,000.00
58	Kenya Pipeline	360,680.00
TOTAL		240,981,901.15

MINISTRY OF LANDS AND PHYSICAL PLANNING
Reports and Financial Statements
For the year ended June 30, 2020

ANNEX 3 - ANALYSIS OF PENDING ACCOUNTS PAYABLE


Supplier of Goods or Services		Original Amount	Date Contracted	Amount Paid To-Date	Outstanding Balance 2019	Comments
		A	B	C	D=A-C	
Supply of goods						
1	Starwin Supplies Services	3,672,000.00			3,672,000.00	Lack of Exchequer
2	Gibraltar Holdings Limited	3,551,000.00			3,551,000.00	Lack of Exchequer
3	Jentech Investments	2,187,000.00			2,187,000.00	Lack of Exchequer
4	Motera Investments	1,996,000.00			1,996,000.00	Lack of Exchequer
5	Morningstar Holdings	28,050,000.00			28,050,000.00	Lack of Exchequer
6	MFI Document Solutions Ltd	14,848,000.00			14,848,000.00	Lack of Exchequer
7	Pecar Investments	5,300,000.00			5,300,000.00	Lack of Exchequer
8	Chakama Office Supplies	8,955,900.00			8,955,900.00	Lack of Exchequer
9	Vinkars General Supplies	1,577,600.00			1,577,600.00	Lack of Exchequer
10	Susele Enterprises	2,334,394.00			2,334,394.00	Lack of Exchequer
11	Ginason Company Ltd	1,111,500.00			1,111,500.00	Lack of Exchequer
12	Chamwiu Agencies	2,678,900.00			2,678,900.00	Lack of Exchequer
13	Regional Centre for Mapping of resources for Development	564,264.00			564,264.00	Lack of Exchequer
14	Regional Centre for Mapping of resources for Development	4,267,368.00			4,267,368.00	Lack of Exchequer
15	Regional Centre for Mapping of resources for Development	577,385.00			577,385.00	Lack of Exchequer
16	Regional Centre for Mapping of resources for Development	935,080.00			935,080.00	Lack of Exchequer
17	Neshiteq Solutions Limited	497,986.00			497,986.00	Tax Obligation
Sub-Total		83,104,377.00			83,104,377.00	



26

MINISTRY OF LAND AND PHYSICAL PLANNING
DEPARTMENT OF LAND ADJUDICATION AND SETTLEMENT

Ardhi House,
Ngong Road,
Nairobi.

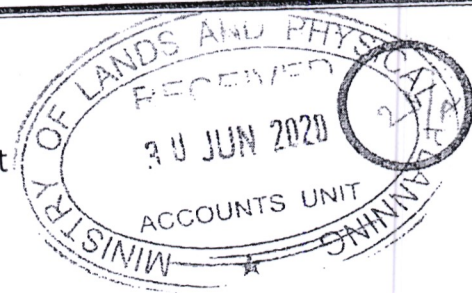


P.O. Box 30297-00100
Tel: +254(0)20 2718050
Fax: +254(0)20 2724470
Telegrams: Lands

25

INTERNAL MEMO

To : Head of Accounting Unit, MOLPP
From : Director Land Adjudication and Settlement
Ref : DS.3/30/VOL.XIII/26
Date : 2nd July, 2020



CONFIRMATION OF FUNDS FINANCIAL YEAR 2019/2020

The Ministry's Acquisition of Land allocation in the 2019/2020 budget for the Land Settlement Fund was Ksh.855,000,000 (Eight Hundred and Fifty Five Million) only.

The purpose of this memo is to confirm that all budgeted funds were received as indicated below;-

Date Received	Amount
28/1/2020	125,500,000
7/5/2020	129,500,000
29/6/2020	600,000,000 (Supplementary Budget).

Attached, please find copies of Bank statements indicating the receipts as appropriate.

N. Kiarie
FOR: DIRECTOR OF LAND ADJUDICATION AND SETTLEMENT

Encls.

ACCOUNT STATEMENT

Customer: 1109021798 AGRICULTURAL SETTLEMENT FUND
Product Name: Public Sector
Statement Period: 01 JAN 2020 - 31 JAN 2020

Balance at Period Start 604,950,096.75 KES Balance at Period End: 709,466,541.57 KES

TXN DATE	DESCRIPTION	VALUE DATE	MONEY OUT	MONEY IN	LEDGER BALANCE
01 JAN 2020	BALANCE B/FWD	01 JAN 2020			604,950,096.75
10 JAN 2020	Service Chrg AT-DPC Ge n50 QUICKPAY WASH A CCOUNT	10 JAN 2020	-180.00		604,949,916.75
10 JAN 2020	Contra Entry AT-DPC CO NTRA PAYMENT QUICK PAY WASH	10 JAN 2020	-230,400.00		604,719,516.75
13 JAN 2020	Transfer AT-CAPHL CHQ 374085 REPURC PROC EEDS OF C	13 JAN 2020		295,546.82	605,015,063.57
15 JAN 2020	SWIFT Remit Cha AT-DP C AC-KES140310002000 1 FT20	15 JAN 2020	-600.00		605,014,463.57
15 JAN 2020	Contra Entry AT-DPC CO NTRA PAYMENT QUICK PAY WASH	15 JAN 2020	-21,283,000.00		583,731,463.57
15 JAN 2020	Service Chrg AT-DPC Ge n50 QUICKPAY WASH A CCOUNT	15 JAN 2020	-1,920.00		583,729,543.57
21 JAN 2020	Contra Entry AT-DPC CO NTRA PAYMENT QUICK PAY WASH	21 JAN 2020	-1,569,960.00		582,159,583.57
21 JAN 2020	SWIFT Remit Cha AT-DP C AC-KES140310002000 1 FT20	21 JAN 2020	-600.00		582,158,983.57
21 JAN 2020	INHouse CHQ001273 AT-DPC BANK FT20021F7G KS	21 JAN 2020		884,000.00	583,042,983.57
21 JAN 2020	INHouse CHQ001272 AT-DPC BANK FT20021RNC 09	21 JAN 2020		884,950.00	583,927,933.57
21 JAN 2020	INHouse CHQ001360 AT-DPC BANK FT200218QX 11	21 JAN 2020		249,222.00	584,177,155.57
21 JAN 2020	Service Chrg AT-DPC Ge n50 QUICKPAY WASH A CCOUNT	21 JAN 2020	-60.00		584,177,095.57
21 JAN 2020	INHouse CHQ001541 AT-DPC BANK FT20021V0H SH	21 JAN 2020		81,100.00	584,258,195.57
21 JAN 2020	INHouse CHQ001542 AT-DPC BANK FT20021LB6 DK	21 JAN 2020		156,600.00	584,414,795.57
21 JAN 2020	Contra Entry AT-DPC CO NTRA PAYMENT QUICK PAY WASH	21 JAN 2020	-8,827,020.00		575,587,775.57
21 JAN 2020	Service Chrg AT-DPC Ge n50 QUICKPAY WASH A CCOUNT	21 JAN 2020	-300.00		575,587,475.57
28 JAN 2020	Inward SWIFT Pa AT-DP C MIN OF LANDS AN/R EC/0000	28 JAN 2020		125,500,000.00	701,087,475.57
29 JAN 2020	Contra Entry AT-DPC CO NTRA PAYMENT QUICK PAY WASH	29 JAN 2020	-46,200.00		701,041,275.57
29 JAN 2020	Service Chrg AT-DPC Ge n50 QUICKPAY WASH A CCOUNT	29 JAN 2020	-60.00		701,041,215.57
29 JAN 2020	INHouse CHQ000660 AT-DPC BANK FT200291Q9 W0	29 JAN 2020		65,500.00	701,106,715.57
29 JAN 2020	INHouse CHQ000469 AT-DPC BANK FT20029N7R FD	29 JAN 2020		454,950.00	701,561,665.57
29 JAN 2020	INHouse CHQ368781 AT-DPC BANK FT200293PR 3P	29 JAN 2020		114,736.00	701,676,401.57
29 JAN 2020	INHouse CHQ368675 AT-DPC BANK FT20029RV2 93	29 JAN 2020		300,000.00	701,976,401.57

Certified True Copy of The Original
For: KCB BANK KENYA LTD.
Customer Service Consultant
CAPITAL HILL, NAIROBI

2 June 2020
12:59:57

ACCOUNT STATEMENT

Customer Account: 1109021798
Product Name: Public Sector
Statement Period: 01 MAY 2020 - 31 MAY 2020
Balance at Period Start

AGRICULTURAL SETTLEMENT FUND
KES Balance at Period End: 552,556,756.02
MONEY OUT MONEY IN

LEDGER BALANCE

TXN DATE	DESCRIPTION	VALUE DATE	MONEY OUT	MONEY IN	LEDGER BALANCE
	BALANCE B/FWD	01 MAY 2020			570,774,411.57
01 MAY 2020					570,074,411.57
06 MAY 2020	Cash Withdrawal CHQ64 10 ENOCK NYAMWENO AT-CAPHL	06 MAY 2020	-700,000.00		570,074,369.57
06 MAY 2020	Tax Amount Due AT-DPC CHG20127SWKNG CHG 20127SWK	06 MAY 2020	-42		570,074,159.57
06 MAY 2020	Interim Stmt Charge AT-D PC CHG20127SWKNG C HG201	06 MAY 2020	-210		570,074,159.57
07 MAY 2020	Inward SWIFT Pa AT-DP C MIN OF LANDS AN /R EC/0000	07 MAY 2020		129,500,000.00	699,574,159.57
07 MAY 2020	Contra Entry AT-DPC CO NTRA PAYMENT QUICK PAY WASH	07 MAY 2020	-2,549,920.00		697,024,239.57
07 MAY 2020	Service Chrg AT-DPC Ge n50 QUICKPAY WASH A CCOUNT	07 MAY 2020	-120.00		697,024,119.57
14 MAY 2020	Chq Dep CHQ044968 AT -DPC ESTHER BANK FT 201350WY0	18 MAY 2020		272,147.00	697,296,266.57
19 MAY 2020	Service Chrg AT-DPC Ge n50 QUICKPAY WASH A CCOUNT	19 MAY 2020	-420.00		697,295,846.57
19 MAY 2020	Contra Entry AT-DPC CO NTRA PAYMENT QUICK PAY WASH	19 MAY 2020	-345,315,660.00		351,980,186.57
19 MAY 2020	SWIFT Remit Cha AT-DP C AC-KES140310002000 1 FT20	19 MAY 2020	-600.00		351,979,586.57
22 MAY 2020	Cash Withdrawal CHQ64 11 ENOCK AT-CAPHL T T20143JM	22 MAY 2020	-700,000.00		351,279,586.57
26 MAY 2020	Transfer AT-DPC FT1818 8NF93F ROBINHOOD R EFUND 99	26 MAY 2020		661.15	351,280,247.72
26 MAY 2020	Transfer AT-DPC FT1818 8TF46Q ROBINHOOD R EFUND 99	26 MAY 2020		6,150.20	351,286,397.92
26 MAY 2020	Transfer AT-DPC FT1818 7N7W8W ROBINHOOD REFUND 99	26 MAY 2020		551.10	351,286,949.02
26 MAY 2020	Transfer AT-DPC FT1818 7WD1XC ROBINHOOD R EFUND 99	26 MAY 2020		513.25	351,287,462.27
26 MAY 2020	Transfer AT-DPC FT1818 87WJF3 ROBINHOOD R EFUND 99	26 MAY 2020		852.05	351,288,314.32
26 MAY 2020	Transfer AT-DPC FT1818 7X62VR ROBINHOOD R EFUND 99	26 MAY 2020		602.55	351,288,916.87
26 MAY 2020	Transfer AT-DPC FT1818 70BJMQ ROBINHOOD R EFUND 99	26 MAY 2020		720.15	351,289,637.02
26 MAY 2020	Transfer AT-DPC FT1818 70BJMQ ROBINHOOD R EFUND 99	26 MAY 2020		7,394.00	351,297,031.02
28 MAY 2020	Chq Dep CHQ005409 AT -DPC ENOCK BANK FT2 0149C6HP3	02 JUN 2020		84,450.00	351,381,481.02
28 MAY 2020	INHouse CHQ000669 AT -DPC BANK FT2014951F QN	28 MAY 2020		133,700.00	351,515,181.02
28 MAY 2020	INHouse CHQ000483 AT DPC BANK FT20149PZY XC	28 MAY 2020		741,575.00	352,256,756.02
28 MAY 2020	INHouse CHQ000667 AT DPC BANK FT20149XXN C9	28 MAY 2020		300,000.00	352,556,756.02
28 MAY 2020	INHouse CHQ000492 AT -DPC BANK FT20149T4B 0H	28 MAY 2020			

FOR: KES BANK OF KENYA LTD.
Customer Service Consultant
Nairobi

1 July 2020
14:42:40

ACCOUNT STATEMENT

Customer: 1109021798 AGRICULTURAL SETTLEMENT FUND
Product Name: Public Sector

Statement Period: 01 JUN 2020 - 30 JUN 2020


Balance at Period Start: 352,556,756.02 KES Balance at Period End: 929,061,711.02 KES

TXN DATE	DESCRIPTION	VALUE DATE	MONEY OUT	MONEY IN	LEDGER BALANCE
01 JUN 2020	BALANCE B/FWD	01 JUN 2020			
01 JUN 2020	MPESA OEV2KTU7Q0 / FT20153WNNWB	01 JUN 2020		479,956.00	352,556,756.02
02 JUN 2020	INHouse CHQ001300 AT-DPC BANK FT20154BVX 62	02 JUN 2020		906,000.00	353,036,712.02
02 JUN 2020	INHouse CHQ001301 AT-DPC BANK FT20154PZ4 HC	02 JUN 2020		907,000.00	353,942,712.02
02 JUN 2020	Service Chrg AT-DPC Gen50 QUICKPAY WASH ACCOUNT	02 JUN 2020	-120.00		354,849,712.02
02 JUN 2020	Contra Entry AT-DPC CO NTRA PAYMENT QUICK PAY WASH	02 JUN 2020	-192,500.00		354,849,592.02
03 JUN 2020	Cash Withdrawal CHQ64 12 ENOCK NYAMWENO AT-CAPHL	03 JUN 2020	-700,000.00		354,657,092.02
03 JUN 2020	Service Chrg AT-DPC Gen50 QUICKPAY WASH ACCOUNT	03 JUN 2020	-180.00		353,957,092.02
03 JUN 2020	Contra Entry AT-DPC CO NTRA PAYMENT QUICK PAY WASH	03 JUN 2020	-4,110,400.00		353,956,912.02
03 JUN 2020	SWIFT Remit Cha AT-DPC AC-KES140310002000 1 FT20	03 JUN 2020	-600.00		349,846,512.02
06 JUN 2020	Service Chrg AT-DPC Gen50 QUICKPAY WASH ACCOUNT	06 JUN 2020	-240.00		349,845,912.02
06 JUN 2020	Contra Entry AT-DPC CO NTRA PAYMENT QUICK PAY WASH	06 JUN 2020	-7,722,475.00		349,845,672.02
10 JUN 2020	Cash Withdrawal CHQ64 13 ENOCK NYAMWENO AT-CAPHL	10 JUN 2020	-700,000.00		342,123,197.02
12 JUN 2020	Cash Withdrawal CHQ64 14 ENOCK NYAMWENO AT-CAPHL	12 JUN 2020	-700,000.00		341,423,197.02
15 JUN 2020	Chq Dep CHQ076325 AT-DPC LORNA BANK FT20167B6NYV	17 JUN 2020		14,700.00	340,723,197.02
15 JUN 2020	Chq Dep CHQ076324 AT-DPC LORNA BANK FT20167BHY4P	17 JUN 2020		100,000.00	340,737,897.02
15 JUN 2020	INHouse CHQ000675 AT-DPC BANK FT20167FD5 05	15 JUN 2020		55,805.00	340,837,897.02
15 JUN 2020	INHouse CHQ000283 AT-DPC BANK FT20167X34 TN	15 JUN 2020		50,650.00	340,893,702.02
15 JUN 2020	INHouse CHQ001546 AT-DPC BANK FT20167X90 WQ	15 JUN 2020		125,250.00	340,944,352.02
15 JUN 2020	INHouse CHQ001547 AT-DPC BANK FT20167F6H 10	15 JUN 2020		19,000.00	341,069,602.02
15 JUN 2020	INHouse CHQ001385 AT-DPC BANK FT20167C7T N7	15 JUN 2020		109,643.00	341,088,602.02
15 JUN 2020	INHouse CHQ001390 AT-DPC BANK FT201677BX NH	15 JUN 2020		68,500.00	341,198,245.02
15 JUN 2020	INHouse CHQ001394 AT-DPC BANK FT20167M4B 4B	15 JUN 2020		142,870.00	341,266,745.02
15 JUN 2020	INHouse CHQ000376 AT-DPC BANK FT20167X1S P3	15 JUN 2020		375,206.00	341,409,615.02
					341,784,821.02

Certified True Copy of the Original
FOR: J.C.B. BANK KENYA LTD.
Customer Service 2
CAPITAL HILL, NAIROBI


Date	Description	Amount	Balance
15 JUN 2020	INHouse CHQ001298 AT- DPC BANK FT20167CM8 C7	184,950.00	341,969,771.02
15 JUN 2020	INHouse CHQ001299 AT- DPC BANK FT201676RC WY	178,000.00	342,147,771.02
15 JUN 2020	INHouse CHQ001297 AT -DPC BANK FT20167TH W6C	542,465.00	342,690,236.02
15 JUN 2020	INHouse CHQ000385 AT- DPC BANK FT201671VO OF	575,620.00	343,265,856.02
15 JUN 2020	INHouse CHQ000386 AT -DPC BANK FT20167T30 FR	688,000.00	343,953,856.02
15 JUN 2020	Service Chrg AT-DPC Ge n50 QUICKPAY WASH A CCOUNT	-60.00	343,953,796.02
15 JUN 2020	Contra Entry AT-DPC CO NTRA PAYMENT QUICK PAY WASH	-152,000.00	343,801,796.02
16 JUN 2020	Cash Withdrawal CHQ64 15 ENOCK NYAMWENO AT-CAPHL	-700,000.00	343,101,796.02
17 JUN 2020	SWIFT Remit Cha AT-DP C AC-KES140310002000 1 FT20	-600.00	343,101,196.02
17 JUN 2020	Service Chrg AT-DPC Ge n50 QUICKPAY WASH A CCOUNT	-240.00	343,100,956.02
17 JUN 2020	SWIFT Remit Cha AT-DP C AC-KES140310002000 1 FT20	-600.00	343,100,356.02
17 JUN 2020	SWIFT Remit Cha AT-DP C AC-KES140310002000 1 FT20	-600.00	343,099,756.02
17 JUN 2020	Contra Entry AT-DPC CO NTRA PAYMENT QUICK PAY WASH	-6,806,200.00	336,293,556.02
17 JUN 2020	SWIFT Remit Cha AT-DP C AC-KES140310002000 1 FT20	-600.00	336,292,956.02
18 JUN 2020	Cash Withdrawal CHQ64 16 ENOCK NYAMWENO AT-CAPHL	-700,000.00	335,592,956.02
22 JUN 2020	Cash Withdrawal CHQ64 17 ENOCK NYAMWENO AT-CAPHL	-700,000.00	334,892,956.02
22 JUN 2020	Contra Entry AT-DPC CO NTRA PAYMENT QUICK PAY WASH	-1,526,192.00	333,366,764.02
22 JUN 2020	Service Chrg AT-DPC Ge n50 QUICKPAY WASH A CACCOUNT	-240.00	333,366,524.02
23 JUN 2020	Service Chrg AT-DPC Ge n50 QUICKPAY WASH A CACCOUNT	-180.00	333,366,344.02
23 JUN 2020	Contra Entry AT-DPC CO NTRA PAYMENT QUICK PAY WASH	-4,967,298.00	328,399,046.02
23 JUN 2020	SWIFT Remit Cha AT-DP C AC-KES140310002000 1 FT20	-600.00	328,398,446.02
25 JUN 2020	Contra Entry AT-DPC CO NTRA PAYMENT QUICK PAY WASH	-55,919.00	328,342,527.02
25 JUN 2020	Service Chrg AT-DPC Ge n50 QUICKPAY WASH A CACCOUNT	-60.00	328,342,467.02
26 JUN 2020	Cash Withdrawal CHQ64 18 ENOCK NYAMWENO AT-CAPHL	-700,000.00	327,642,467.02
26 JUN 2020	INHouse CHQ000378 AT- DPC BANK FT20178NK4 OS	35,000.00	327,677,467.02
26 JUN 2020	INHouse CHQ000386 AT- DPC BANK FT201785BD O9	142,775.00	327,820,242.02

UNION BANK OF CAMEROON
CENTRAL BANK OF CAMEROON
CENTRAL HILL, NAIROBI



Date	Description	Debit	Credit	Balance
				1 July 2020 14:42:40
26 JUN 2020	INHouse CHQ000367 AT-DPC BANK FT20178J24J G	323,998.00		328,144,240.02
26 JUN 2020	INHouse CHQ000390 AT-DPC BANK FT201782PQ KN	464,775.00		328,609,015.02
29 JUN 2020	Inward SWIFT Pa AT-DPC MIN OF LANDS AN /R OC/0000	600,000,000.00		928,609,015.02
29 JUN 2020	Cash Withdrawal CHQ64 19 ENOCH NYAMWENO AT-CAPHL	-700,000.00		927,909,015.02
30 JUN 2020	MPESA OFU8CRRJNA / FT20182C35FD		1,076,701.00	928,985,716.02
30 JUN 2020	Chq Dep CHQ026234 AT-DPC BERYL BANK FT20 182X4ZH9		188,240.00	929,173,956.02
30 JUN 2020	INHouse CHQ000436 AT-DPC BANK FT20182N5P 4Y		399,500.00	929,573,456.02
30 JUN 2020	Service Chrg AT-DPC Gen50 QUICKPAY WASH ACCOUNT	-120.00		929,573,336.02
30 JUN 2020	Contra Entry AT-DPC CONTRA PAYMENT QUICK PAY WASH	-31,625.00		929,541,711.02
30 JUN 2020	Contra Entry AT-DPC CONTRA PAYMENT QUICK PAY WASH	-480,000.00		929,061,711.02
	BALANCE AT PERIOD END:	-31,649,649.00	608,154,604.00	929,061,711.02

Certified True Copy Of The Original
 FOR: KCB BANK KENYA LTD.
 Customer Service 2
 CAPITAL HILL, NAIROBI



NATIONAL INTELLIGENCE SERVICE

Telegrams: "SECINTEL"

Telephone: (254-20)
3299000/2930000/2225901

Fax: (254-20) 8566245

THE DIRECTOR GENERAL,
P.O. BOX 30091-00100,
NAIROBI.

ADM/NIS/POL.F 50/5/19/1 Vol.5 (6)

30th September, 2020

The Principal Secretary,
Ministry of Lands and Physical Planning,
Ardhi House,
1st Ngong Avenue ,Off Ngong Rd,
P.O. Box 30450-00100,
Nairobi, Kenya.

Attn: Head of Accounting Unit

RE: CONFIRMATION OF FUNDS RECEIVED BY NATIONAL INTELLIGENCE SERVICE (NIS) FOR THE FY 2019/2020

This is to confirm that funds amounting to **Kes 1,085,370,000.00 (Kenya Shillings One Billion Eighty Five Million Three Hundred Seventy Thousand Only)** were received from **Ministry of Lands and Physical Planning** as at **30th June 2020**.

NYAMASYO NDOLA, OGW
FOR: DIRECTOR GENERAL

Confirmation of amounts received by National Intelligence Service(NIS) as at 30th June 2020

Reference Number	Date Disbursed	Amounts Disbursed by Ministry of Lands and Physical Planning as at 30 th June 2020			Inter - Ministerial (C) (KShs)	Total (KShs) (D) = (A+B+C)	Amount Disbursed to National Intelligence Service(NIS) as at 30 th June 2020 (KShs) (E)	Differences (KShs) (F) = (D-E)
		Recurrent (KShs) (A)	Development (KShs) (B)					
FT19213KJ654	01/08/2019	0	0	73,000,000	73,000,000	73,000,000	0	
FT20113JT4GJ	22/04/2020	0	0	1,012,370,000	1,012,370,000	1,012,370,000	0	
Total		0	0	1,085,370,000	1,085,370,000	1,085,370,000	0	

I confirm that the amounts shown above are correct as of the date indicated.


 Nyarlasyo Ndola, OGW
 Head of Accounting Unit

Signature: _____
 Name : _____
 Head of Accounting Unit,
 Ministry of Lands and Physical Planning

Date: 30/9/2020

Date: _____



Trial Balance Comparison Report

Entity: 1112-Ministry of Lands and Physical Planning

Current Period: JUL-19 To JUN-20

Compare With: JUL-18 To ADJ2-19

Account No and Description	Current Period		Previous period	
	Debit Balance	Credit Balance	Debit Balance	Credit Balance
	Kshs	Kshs	Kshs	Kshs
1160101 Stamp Duty	0.00	0.00	0.00	0.00
1160100 Other Taxes not elsewhere classified)	0.00	0.00	0.00	0.00
1160000 Other Taxes (not elsewhere classified)	0.00	0.00	0.00	0.00
1540105 Other Miscellaneous Receipts	0.00	0.00	0.00	0.00
1540100 Other Miscellaneous Revenues	0.00	0.00	0.00	0.00
1540000 Financial Assets Loan	0.00	0.00	0.00	0.00
2110101 Basic Salaries - Civil Service	1,233,804,596.35	0.00	1,383,424,389.65	0.00
2110100 Basic Salaries - Permanent Employees	1,233,804,596.35	0.00	1,383,424,389.65	0.00
2110202 Casual Labour - Others	42,729,202.00	0.00	33,229,050.00	0.00
2110200 Basic Wages - Temporary Employees	42,729,202.00	0.00	33,229,050.00	0.00
2110301 House Allowance	523,507,135.85	0.00	520,476,143.60	0.00
2110303 Acting Allowance	152,610.00	0.00	40,000.00	0.00
2110307 Hardship Allowance	9,749,920.00	0.00	6,499,960.00	0.00
2110309 Special Duty Allowance	229,730.00	0.00	368,467.10	0.00
2110311 Transfer Allowance	0.00	0.00	3,568,482.95	0.00
2110312 Responsibility Allowance	0.00	0.00	522,112.45	0.00
2110313 Entertainment Allowance	620,670.00	0.00	1,011,000.00	0.00
2110314 Transport Allowance	171,366,243.75	0.00	134,690,674.05	0.00
2110315 Extraneous Allowance	2,200.00	0.00	450,000.00	0.00
2110317 Domestic Servant Allowance	0.00	0.00	109,200.00	0.00
2110318 n Practising Allowance	30,548,890.65	0.00	15,134,071.25	0.00
2110320 Leave Allowance	0.00	0.00	499,686.65	0.00
2110300 Personal Allowances paid as part of Salary	736,177,400.25	0.00	683,369,798.05	0.00
2110000 Wages and Salary Contributions	2,012,711,198.60	0.00	2,100,023,237.70	0.00
2210101 Electricity	42,948,453.95	0.00	35,846,340.55	0.00
2210102 Water and Sewerage Charges	15,941,137.55	0.00	8,560,439.80	0.00
2210100 Utilities, Supplies and Services	58,889,591.50	0.00	44,406,780.35	0.00
2210201 Telephone, Telex, Facsimile and Mobile Phone Services	2,769,034.00	0.00	3,506,338.30	0.00
2210202 Internet Connections	347,209.00	0.00	614,234.00	0.00
2210203 Courier & Postal Services	768,159.00	0.00	679,737.00	0.00
2210206 Licencing fees for Communication	0.00	0.00	0.00	0.00
2210200 Communication, Supplies and Services	3,884,402.00	0.00	4,800,309.30	0.00
2210301 Travel Costs (airlines, bus, railway, mileage allowances, etc.)	2,442,109.00	0.00	5,287,282.00	0.00
2210302 Accommodation - Domestic Travel	10,648,177.00	0.00	13,034,261.95	0.00
2210303 Daily Subsistence Allowance	3,867,733.00	0.00	5,208,649.00	0.00
2210304 Sundry Items (e.g. airport tax, taxis, etc?)	47,500.00	0.00	161,420.00	0.00
2210309 Field Allowance	0.00	0.00	0.00	0.00
2210300 Domestic Travel and Subsistence, and Other Transportation Costs	17,005,519.00	0.00	23,691,612.95	0.00
2210401 Travel Costs (airlines, bus, railway, etc.)	439,330.00	0.00	936,854.00	0.00
2210402 Accommodation	138,800.00	0.00	198,500.00	0.00
2210403 Daily Subsistence Allowance	571,950.00	0.00	673,044.70	0.00
2210404 Sundry Items (e.g. airport tax, taxis, etc?)	37,500.00	0.00	133,000.00	0.00
2210400 Foreign Travel and Subsistence, and other transportation costs	1,187,580.00	0.00	1,941,398.70	0.00
2210502 Publishing & Printing Services	161,667.50	0.00	214,900.00	0.00
2210503 Subscriptions to Newspapers, Magazines and Periodicals	246,686.25	0.00	332,720.00	0.00
2210505 Trade Shows and Exhibitions	206,792.25	0.00	346,672.00	0.00
2210500 Printing, Advertising and Information Supplies and Services	615,146.00	0.00	894,292.00	0.00
2210601 Rent of Vehicles	0.00	0.00	0.00	0.00
2210603 Rents and Rates - Non-Residential	856,294.00	0.00	504,000.00	0.00
2210604 Hire of Transport, Equipment	335,522.00	0.00	89,000.00	0.00
2210606 Hire of Equipment, Plant and Machinery	99,340.00	0.00	0.00	0.00
2210600 Rentals of Produced Assets	1,291,156.00	0.00	593,000.00	0.00

Account No and Description	Current Period		Previous period	
	Debit Balance	Credit Balance	Debit Balance	Credit Balance
2210701 Travel Allowance	1,354,986.50	0.00	967,302.00	0.00
2210702 Remuneration of Instructors and Contract Based Training Services	35,000.00	0.00	34,060.00	0.00
2210704 Hire of Training Facilities and Equipment	257,100.00	0.00	268,370.00	0.00
2210705 Field Training Attachments	0.00	0.00	12,000.00	0.00
2210706 Book Allowance	35,000.00	0.00	32,949.00	0.00
2210707 Project Allowance	0.00	0.00	0.00	0.00
2210708 Trainer Allowance	61,602.00	0.00	0.00	0.00
2210710 Accommodation Allowance	795,126.00	0.00	1,010,567.00	0.00
2210711 Tuition Fees Allowance	361,109.50	0.00	753,020.00	0.00
2210712 Trainee Allowance	0.00	0.00	0.00	0.00
2210700 Training Expenses	2,899,924.00	0.00	3,078,268.00	0.00
2210801 Catering Services (receptions), Accommodation, Gifts, Food and Drinks	521,312.00	0.00	693,035.00	0.00
2210802 Boards, Committees, Conferences and Seminars	5,521,891.00	0.00	4,513,435.00	0.00
2210809 Board Allowance	70,904,269.60	0.00	148,060,479.45	0.00
2210800 Hospitality Supplies and Servi	76,947,472.60	0.00	153,266,949.45	0.00
2211002 Dressings and Other Non-Pharmaceutical Medical Items	52,500.00	0.00	0.00	0.00
2211007 Agricultural Materials, Supplies and Small Equipment	30,000.00	0.00	44,200.00	0.00
2211009 Education and Library Supplies	1,078,220.00	0.00	1,743,864.00	0.00
2211011 Purchase/Production of Photographic and Audio-Visual Materials	20,952,310.00	0.00	4,319,165.00	0.00
2211015 Foods and Rations	23,899,227.50	0.00	13,822,436.00	0.00
2211016 Purchase of Uniforms and Clothing - Staff	955,690.00	0.00	578,480.00	0.00
2211023 Supplies for Production	637,581,599.05	0.00	401,388,382.95	0.00
2211031 Specialised Materials - Other	26,256,600.00	0.00	31,039,697.45	0.00
2211000 Specialised Materials and Supp	710,806,146.55	0.00	452,936,225.40	0.00
2211101 General Office Supplies (papers, pencils, forms, small office equipment etc)	3,825,193.80	0.00	2,496,346.00	0.00
2211102 Supplies and Accessories for Computers and Printers	569,567.00	0.00	690,001.00	0.00
2211103 Sanitary and Cleaning Materials, Supplies and Services	53,100.00	0.00	82,791.00	0.00
2211100 Office and General Supplies and Services	4,447,860.80	0.00	3,269,138.00	0.00
2211201 Refined Fuels and Lubricants for Transport	3,929,452.25	0.00	10,575,562.10	0.00
2211204 Other Fuels (wood, charcoal, cooking gas etc?)	701,342.00	0.00	550,000.00	0.00
2211200 Fuel Oil and Lubricants	4,630,794.25	0.00	11,125,562.10	0.00
2211301 Bank Service Commission and Charges	0.00	0.00	0.00	0.00
2211305 Contracted Guards and Cleaning Services	6,482,555.90	0.00	6,280,466.40	0.00
2211306 Membership Fees, Dues and Subscriptions to Professional and Trade Bodies	150,100.00	0.00	234,700.00	0.00
2211308 Legal Dues/fees, Arbitration and Compensation Payments	216,783,525.00	0.00	83,913,756.85	0.00
2211310 Contracted Professional Services	6,468,427.25	0.00	17,451,605.10	0.00
2211311 Contracted Technical Services	310,964,784.20	0.00	327,944,528.10	0.00
2211323 Laundry Expenses	125,921.00	0.00	248,600.00	0.00
2211300 Other Operating Expenses	540,975,313.35	0.00	436,073,656.45	0.00
2210000 Goods and Services	1,423,580,906.05	0.00	1,136,077,192.70	0.00
2220101 Maintenance Expenses - Motor Vehicles	3,824,185.15	0.00	11,058,159.10	0.00
2220100 Routine Maintenance - Vehicles	3,824,185.15	0.00	11,058,159.10	0.00
2220201 Maintenance of Plant, Machinery and Equipment (including lifts)	1,395,004.00	0.00	4,726,970.00	0.00
2220202 Maintenance of Office Furniture and Equipment	183,217.00	0.00	280,300.00	0.00
2220205 Maintenance of Buildings and Stations -- Non-Residential	3,980,590.00	0.00	3,207,082.50	0.00
2220206 Maintenance of Civil Works	0.00	0.00	0.00	0.00
2220207 Maintenance of Roads, Ports and Jetties	0.00	0.00	0.00	0.00
2220209 Minor Alterations to Buildings and Civil Works	265,550.00	0.00	50,000.00	0.00
2220210 Maintenance of Computers, Software, and Networks	351,941.00	0.00	524,010.00	0.00
2220200 Routine Maintenance - Other Assets	6,176,302.00	0.00	8,788,362.50	0.00
2220000 Routine Maintenance	10,000,487.15	0.00	19,846,521.60	0.00

Account No and Description	Current Period		Previous period	
	Debit Balance	Credit Balance	Debit Balance	Credit Balance
2620141 International Organizations	0.00	0.00	0.00	0.00
2620100 Membership Fees and Dues and Subscriptions to International Organizations	0.00	0.00	0.00	0.00
2620000 Grants and Other Transfers to International Organizations	0.00	0.00	0.00	0.00
2630203 Capital Grants to Other levels of government	0.00	0.00	0.00	0.00
2630200 Capital Grants to Government Agencies and other Levels of Government	0.00	0.00	0.00	0.00
2630000 Grants & Transfer To Other Govt. Units	0.00	0.00	0.00	0.00
2640503 Other Capital Grants and Trans	1,012,370,000.00	0.00	0.00	0.00
2640500 Other Capital Grants and Trans	1,012,370,000.00	0.00	0.00	0.00
2640000 Other Transfers and Emergency Relief	1,012,370,000.00	0.00	0.00	0.00
2710102 Gratuity - Civil Servants	0.00	0.00	0.00	0.00
2710100 Government Pension and Retirement Benefits	0.00	0.00	0.00	0.00
2710000 Social Security Benefits	0.00	0.00	0.00	0.00
2990108 Invoice Price Variance	0.00	0.00	0.00	0.00
2990100 System Required Expenses	0.00	0.00	0.00	0.00
2990000 System Required Expense A/cs	0.00	0.00	0.00	0.00
3110202 Non-Residential Buildings (offices, schools, hospitals, etc..)	44,964,945.15	0.00	10,112,230.00	0.00
3110200 Construction of Building	44,964,945.15	0.00	10,112,230.00	0.00
3110301 Refurbishment of Residential Buildings	0.00	0.00	2,276,758.40	0.00
3110302 Refurbishment of Non-Residential Buildings	51,948,442.80	0.00	0.00	0.00
3110300 Refurbishment of Buildings	51,948,442.80	0.00	2,276,758.40	0.00
3110504 Other Infrastructure and Civil Works	14,583,382.45	0.00	11,659,361.60	0.00
3110500 Construction and Civil Works	14,583,382.45	0.00	11,659,361.60	0.00
3110701 Purchase of Motor Vehicles	0.00	0.00	0.00	0.00
3110700 Purchase of Vehicles and Other Transport Equipment	0.00	0.00	0.00	0.00
3111001 Purchase of Office Furniture and Fittings	2,370,947.00	0.00	458,502.00	0.00
3111002 Purchase of Computers, Printers and other IT Equipment	0.00	0.00	0.00	0.00
3111009 Purchase of other Office Equipment	1,867,450.00	0.00	16,589,704.50	0.00
3111000 Purchase of Office Furniture and General Equipment	4,238,397.00	0.00	17,048,206.50	0.00
3111102 Purchase of Boilers, Refrigeration and Air-conditioning Plant	0.00	0.00	0.00	0.00
3111106 Purchase of Fire fighting Vehicles and Equipment	0.00	0.00	0.00	0.00
3111109 Purchase of Educational Aids and Related Equipment	14,000.00	0.00	0.00	0.00
3111111 Purchase of ICT Networking and Communication Equipment	0.00	0.00	0.00	0.00
3111112 Purchase of Software	0.00	0.00	0.00	0.00
3111114 Purchase of Survey Equipment	818,070.00	0.00	873,617.00	0.00
3111119 Purchase of Lifts	10,080,794.55	0.00	0.00	0.00
3111100 Purchase of Specialised Plant, Equipment and Machinery	10,912,864.55	0.00	873,617.00	0.00
3111201 Overhaul of Plant, Machinery and Equipment	50,000.00	0.00	40,000.00	0.00
3111200 Rehabilitation and Renovation of Plant, Machinery and Equipment	50,000.00	0.00	40,000.00	0.00
3111401 Pre-feasibility, Feasibility and Appraisal Studies	834,866,279.05	0.00	910,731,122.80	0.00
3111402 Engineering and Design Plans	15,622,500.00	0.00	55,997,747.20	0.00
3111403 Research	0.00	0.00	0.00	0.00
3111404 Research Allowance	0.00	0.00	0.00	0.00
3111400 Research, Feasibility Studies, Project Preparation and Design, Project Supervision	850,488,779.05	0.00	966,728,870.00	0.00
3110000 Acquisition of Fixed Capital Assets	977,186,811.00	0.00	1,008,739,043.50	0.00
3130101 Acquisition of Land	855,000,000.00	0.00	340,000,000.00	0.00
3130100 Acquisition of Land	855,000,000.00	0.00	340,000,000.00	0.00
3130000 Acquisition of Land and Intangible Assets	855,000,000.00	0.00	340,000,000.00	0.00
3520304 Sale of Goods and Fees for Services	0.00	8,500,000.00	0.00	15,857,539.00
3520300 Receipts from the Sale of Inventories, Stocks and Commodities	0.00	8,500,000.00	0.00	15,857,539.00
3520000 Receipts from Sales of Inventories	0.00	8,500,000.00	0.00	15,857,539.00
6530101 Ministry HQ Recurrent Bank A/C	1,866.05	0.00	386.55	0.00
6530100 Recurrent Bank Accounts	1,866.05	0.00	386.55	0.00

Account No and Description	Current Period		Previous period	
	Debit Balance	Credit Balance	Debit Balance	Credit Balance
6530000 Recurrent Bank Accounts	1,866.05	0.00	386.55	0.00
6540101 Ministry HQ Development Bank A	3,376.50	0.00	642.50	0.00
6540100 Development Bank Accounts	3,376.50	0.00	642.50	0.00
6540000 Development Bank Accounts	3,376.50	0.00	642.50	0.00
6550101 Ministry HQ Deposit Bank A/C	240,981,901.15	0.00	304,214,045.50	0.00
6550100 Deposit Bank Accounts	240,981,901.15	0.00	304,214,045.50	0.00
6550000 Deposit Bank Account	240,981,901.15	0.00	304,214,045.50	0.00
6580101 Cash	0.00	0.00	142,027.25	0.00
6580104 Cash in Transit	0.00	0.00	0.00	0.00
6580100 Cash in Hand	0.00	0.00	142,027.25	0.00
6580000 Cash in Hand	0.00	0.00	142,027.25	0.00
6710102 Salary Paid in Advance	0.00	0.00	0.00	0.00
6710103 Salary advance	172,224.85	0.00	158,517.90	0.00
6710100 Debtors & Advances - Employees	172,224.85	0.00	158,517.90	0.00
6710000 Domestic Debtors & Advances	172,224.85	0.00	158,517.90	0.00
6740101 Prepayment	0.00	0.00	0.00	0.00
6740102 R/D Cheques	0.00	0.00	0.00	0.00
6740103 Loss of Cash	0.00	0.00	0.00	0.00
6740100 Other Debtors & Pre-payments	0.00	0.00	0.00	0.00
6740000 Other Debtors & Pre-payments	0.00	0.00	0.00	0.00
6760101 Standing Imprests	0.00	0.00	0.00	0.00
6760103 Temporary Imprests	260,522.35	0.00	3,028,253.40	0.00
6760100 Imprests	260,522.35	0.00	3,028,253.40	0.00
6760000 Government Imprests	260,522.35	0.00	3,028,253.40	0.00
6780101 General Suspense A/C	0.00	0.00	0.00	0.00
6780103 District Suspense A/c	20,708,107.85	0.00	5,547,807.20	0.00
6780111 Salary Advance Recovery	0.00	0.00	0.00	0.00
6780100 Suspense & Clearance Account	20,708,107.85	0.00	5,547,807.20	0.00
6780000 Suspense & Clearance Account	20,708,107.85	0.00	5,547,807.20	0.00
6790102 Receiving Inventory A/C	0.00	0.00	0.00	0.00
6790100 Other Current System A/cs	0.00	0.00	0.00	0.00
6790000 Other Current Assets (System r	0.00	0.00	0.00	0.00
7310101 General Deposits	0.00	222,990,232.35	0.00	288,347,915.50
7310107 10% Retention Money	0.00	17,991,668.80	0.00	15,866,130.00
7310111 Miscellaneous Deposits (Surve	0.00	0.00	0.00	0.00
7310113 Students Welfare	0.00	0.00	0.00	0.00
7310114 Sports Activity	0.00	0.00	0.00	0.00
7310115 Caution Money	0.00	0.00	0.00	0.00
7310116 Project/ Examination Fee	0.00	0.00	0.00	0.00
7310117 Registration/ Library (KISM)	0.00	0.00	0.00	0.00
7310118 JICA Funded Projects	0.00	0.00	0.00	0.00
7310100 General Deposits Items	0.00	240,981,901.15	0.00	304,214,045.50
7310000 Deposits	0.00	240,981,901.15	0.00	304,214,045.50
7320002 NHIF	0.00	0.00	0.00	0.00
7320006 NSSF	0.00	0.00	0.00	0.00
7320007 Co-operatives	0.00	0.00	0.00	0.00
7320008 Insurances	0.00	0.00	0.00	0.00
7320012 Staff Welfare Associations	0.00	0.00	0.00	0.00
7320000 Other Liabilities	0.00	0.00	0.00	0.00
7320101 PAYE	0.00	0.00	0.00	0.00
7320102 NHIF	0.00	0.00	0.00	0.00
7320103 House Rent	0.00	0.00	0.00	0.00
7320104 Car Loans	0.00	0.00	0.00	0.00
7320106 NSSF	0.00	0.00	0.00	0.00
7320107 Co-operatives	0.00	0.00	0.00	0.00
7320108 Insurances	0.00	0.00	0.00	0.00
7320109 Hire Purchases	0.00	0.00	0.00	0.00
7320110 Court Attachments	0.00	0.00	0.00	0.00
7320111 WCPS	0.00	0.00	0.00	0.00
7320112 Staff Welfare Associations	0.00	0.00	0.00	0.00
7320113 HELB Deductions	0.00	0.00	0.00	0.00
7320114 Union Dues	0.00	0.00	0.00	0.00
7320115 Save As You Earn (SAYE)	0.00	0.00	0.00	0.00
7320116 Mortgages / Bank Loans	0.00	0.00	0.00	0.00
7320117 Govt. Liability Attachments	0.00	0.00	0.00	0.00
7320119 RTD Salary - held for officer	0.00	0.00	0.00	0.00
7320120 Staff Contribution	0.00	0.00	0.00	0.00
7320121 Salary Overpayment Refunds	0.00	0.00	0.00	0.00
7320123 Civil Service Housing Fund	0.00	0.00	0.00	0.00
7320124 3% Commission on Deductions	0.00	0.00	0.00	0.00
7320199 Salary Control Account	0.00	0.00	0.00	0.00
7320100 Salary Deductions	0.00	0.00	0.00	0.00
7320201 Contractors Retention Money	0.00	0.00	0.00	0.00
7320200 Other General Liabilities	0.00	0.00	0.00	0.00
7320000 Other Liabilities	0.00	0.00	0.00	0.00
7380101 General Withholding Tax	0.00	0.00	0.00	0.00

Account No and Description	Current Period		Previous period	
	Debit Balance	Credit Balance	Debit Balance	Credit Balance
7380102 VAT Withholding	0.00	0.00	0.00	0.00
7380100	0.00	0.00	0.00	0.00
7380000 Withholding Taxes	0.00	0.00	0.00	0.00
7390101 Inventory AP Accrual	0.00	0.00	0.00	0.00
7390103 AP Liabilities	0.00	0.00	0.00	0.00
7390100 System Required Liabilities	0.00	0.00	0.00	0.00
7399999 Cash Clearing A/c	0.00	0.05	0.00	0.00
7399900	0.00	0.05	0.00	0.00
7390000 System Required Liabilities A/cs	0.00	0.05	0.00	0.00
9910101 Provision for Encumbrance	0.00	0.00	0.00	0.00
9910100 General Provisions	0.00	0.00	0.00	0.00
9910201 Exchequer Releases/ Provisioning Account	0.00	20,461,806,579.90	0.00	14,162,499,262.00
9910209 Remittances to Exchequer Miscellaneous Revenue	37,996,811.00	0.00	33,307,358.65	0.00
9910200 Exchequer Provisions	37,996,811.00	20,461,806,579.90	33,307,358.65	14,162,499,262.00
9910000 Provisions	37,996,811.00	20,461,806,579.90	33,307,358.65	14,162,499,262.00
9999999 Consolidated Fund	14,120,314,268.55	0.00	9,531,485,812.05	0.00
9999900	14,120,314,268.55	0.00	9,531,485,812.05	0.00
9990000 Opening Balance Reserves	14,120,314,268.55	0.00	9,531,485,812.05	0.00
Total	20,711,288,481.10	20,711,288,481.10	14,482,570,846.50	14,482,570,846.50

The Statement has been prepared, reviewed and approved by the following:

Prepared By: _____

Date: _____

Reviewed By: _____

Date: _____

Approved By: _____

Date: _____

REPUBLIC OF KENYA
BANK RECONCILIATION

ANNEX 5 (II) REC

From Date : 01-JUL-19 To : 10-JUL-20

REC-MIN OF LANDS AND PHYSICAL PLANNING

Bank : Central Bank of Kenya , Branch : Haile Selassie , Account Number : 1000302798

Balance as per bank certificate	1,866.05
Less --	
1. Payment in Cash Book not yet recorded in Bank Statement (Unpresented Cheques)	
2. Receipts in Bank Statement not yet recorded in Cash Book	
Add --	
3. Payment in Bank Statement not yet recorded in Cash Book	
4. Receipts in Cash Book not yet Recorded in Bank Statement	492,509.95
Bank Balance as per Cash Book	494,376.00

Reconciled by: Signature: Date:

Reviewed by : Signature: Date:

Approved by: Signature: Date:

REPUBLIC OF KENYA
BANK RECONCILIATION

From Date : 01-JUL-19 To : 10-JUL-20

REC-MIN OF LANDS AND PHYSICAL PLANNING

Bank : Central Bank of Kenya , Branch : Haile Selassie , Account Number : 1000302798

1. PAYMENTS IN CASH BOOK NOT YET RECORDED IN BANK STATEMENT (UNPRESENTED CHEQUES)			
Cheque		Payee	Amount
No	Date		
Total			
2. RECEIPTS IN BANK STATEMENT NOT YET RECORDED IN CASH BOOK			
Receipts		Payee	Amount
No	Date		
Total			
3. PAYMENTS IN BANK STATEMENT NOT YET RECORDED IN CASH BOOK			
Cheque		Payee	Amount
No	Date		
Total			
4. RECEIPTS IN CASH BOOK NOT YET RECORDED IN BANK STATEMENT			
Receipts		Payee	Amount
No	Date		
FT19206PJH10	25-JUL-19		255,440.00
FT19192BN8PB	11-JUL-19		23,189.95
FT190143911B	14-JAN-20		211,725.00
FT19192T5CBW	11-JUL-19		2,155.00
Total			492,509.95

REPUBLIC OF KENYA
BANK RECONCILIATION

ANNEX 5(ii) DEV

From Date : 01-JUL-19 To : 10-JUL-20

DEV-MINISTRY OF LANDS AND PHYSICAL PLAN

Bank : Central Bank of Kenya , Branch : Haile Selassie , Account Number : 1000302817

Balance as per bank certificate	3,376.50
Less --	
1. Payment in Cash Book not yet recorded in Bank Statement (Unpresented Cheques)	
2. Receipts in Bank Statement not yet recorded in Cash Book	
Add --	
3. Payment in Bank Statement not yet recorded in Cash Book	
4. Receipts in Cash Book not yet Recorded in Bank Statement	
Bank Balance as per Cash Book	3,376.50

Reconciled by: Signature: Date:

Reviewed by : Signature: Date:

Approved by: Signature: Date:

REPUBLIC OF KENYA
BANK RECONCILIATION

From Date : 01-JUL-19 To : 10-JUL-20

DEV-MINISTRY OF LANDS AND PHYSICAL PLAN

Bank : Central Bank of Kenya , Branch : Haile Selassie , Account Number : 1000302817

1. PAYMENTS IN CASH BOOK NOT YET RECORDED IN BANK STATEMENT (UNPRESENTED CHEQUES)			
Cheque		Payee	Amount
No	Date		
Total			
2. RECEIPTS IN BANK STATEMENT NOT YET RECORDED IN CASH BOOK			
Receipts			Amount
No	Date		
Total			
3. PAYMENTS IN BANK STATEMENT NOT YET RECORDED IN CASH BOOK			
Cheque			Amount
No	Date		
Total			
4. RECEIPTS IN CASH BOOK NOT YET RECORDED IN BANK STATEMENT			
Receipts			Amount
No	Date		
Total			

REPUBLIC OF KENYA
BANK RECONCILIATION

ANNEX 5(ii) DEP

From Date : 01-JUL-19 To : 10-JUL-20

DEP-MIN OF LANDS AND PHYSICAL PLANNING

Bank : Central Bank of Kenya , Branch : Haile Selassie , Account Number : 1000302828

Balance as per bank certificate	240,981,901.15
Less --	
1. Payment in Cash Book not yet recorded in Bank Statement (Unpresented Cheques)	
2. Receipts in Bank Statement not yet recorded in Cash Book	
Add --	
3. Payment in Bank Statement not yet recorded in Cash Book	
4. Receipts in Cash Book not yet Recorded in Bank Statement	
Bank Balance as per Cash Book	240,981,901.15

Reconciled by: Signature: Date:

Reviewed by : Signature: Date:

Approved by: Signature: Date:

REPUBLIC OF KENYA
BANK RECONCILIATION

From Date : 01-JUL-19 To : 10-JUL-20

DEP-MIN OF LANDS AND PHYSICAL PLANNING

Bank : Central Bank of Kenya , Branch : Haile Selassie , Account Number : 1000302828

1. PAYMENTS IN CASH BOOK NOT YET RECORDED IN BANK STATEMENT (UNPRESENTED CHEQUES)			
Cheque		Payee	Amount
No	Date		
Total :			
2. RECEIPTS IN BANK STATEMENT NOT YET RECORDED IN CASH BOOK			
Receipts			Amount
No	Date		
Total			
3. PAYMENTS IN BANK STATEMENT NOT YET RECORDED IN CASH BOOK			
Cheque			Amount
No	Date		
Total			
4. RECEIPTS IN CASH BOOK NOT YET RECORDED IN BANK STATEMENT			
Receipts			Amount
No	Date		
Total :			


STATEMENT OF RECEIPTS AND PAYMENTS

Entity: 1112-Ministry of Lands and Physical Planning

Current Period: JUL-19 To JUN-20

Compare With: JUL-18 To JUN-19

	Note	Current Period	Previous Period
RECEIPTS			
Tax Receipts	1	0.00	0.00
Social Security Contribution	2	0.00	0.00
Proceeds from Domestic and Foreign Grants	3	0.00	0.00
Exchequer releases	4	6,299,307,317.90	4,593,568,370.00
Transfers from Other Government Entities	5	0.00	0.00
Proceeds from Domestic Borrowings	6	0.00	0.00
Proceeds from Foreign Borrowings	7	0.00	0.00
Proceeds from Sales of Assets	8	8,500,000.00	15,857,539.00
Reimbursements and Refunds	9	0.00	0.00
Returns of Equity Holdings	10	0.00	0.00
Other Receipts	11	0.00	0.00
TOTAL RECEIPTS		6,307,807,317.90	4,609,425,909.00
PAYMENTS			
Compensation of Employees	12	2,012,711,198.60	2,100,023,237.70
Use of goods and Services	13	1,433,581,393.20	1,155,923,714.30
Subsidies	14	0.00	0.00
Transfers to Other Government Units	15	1,012,370,000.00	0.00
Other Grants and Transfers	16	0.00	0.00
Social Security Benefits	17	0.00	0.00
Acquisition of Assets	18	1,832,186,811.00	1,348,739,043.50
Finance Costs, including Loan Interest	19	0.00	0.00
Repayment of Principal on Domestic and Foreign Borrowing	20	0.00	0.00
Other payments	21	0.00	0.00
TOTAL PAYMENTS		6,290,849,402.80	4,604,685,995.50
SURPLUS/DEFICIT		16,957,915.10	4,739,913.50

The Statement has been prepared, reviewed and approved by the following:

Prepared By: _____

Date: _____

Reviewed By: _____

Date: _____

Approved By: _____

Date: _____



Statement of Financial Position

Entity: 1112-Ministry of Lands and Physical Planning

Current Period: JUL-19 To JUN-20

Compare With: JUL-18 To JUN-19

	Note	Current Period	Previous Period
		Kshs	Kshs
FINANCIAL ASSETS			
Cash and Cash Equivalents			
Bank Balances	22A	240,987,143.70	304,215,074.55
Cash Balances	22B	0.00	142,027.25
Total Cash And Cash Equivalents		240,987,143.70	304,357,101.80
Accounts Receivables - Outstanding Imprest and Clearance Accounts	23	21,140,855.05	8,734,578.50
TOTAL FINANCIAL ASSETS		262,127,998.75	313,091,680.30
Financial Liabilities			
Accounts Payables - Deposits	24	240,981,901.20	304,214,045.50
NET FINANCIAL ASSETS		21,146,097.55	8,877,634.80
REPRESENTED BY			
Fund Balance b/fwd	25	8,877,634.80	13,730,175.35
Prior Year Adjustment	26	(4,689,452.35)	(9,592,454.05)
Surplus/Deficit for the Year		16,957,915.10	4,739,913.50
NET FINANCIAL POSITION		21,146,097.55	8,877,634.80

The Statement has been prepared, reviewed and approved by the following:

Prepared By: _____

Date: _____

Reviewed By: _____

Date: _____

Approved By: _____

Date: _____



STATEMENT OF CASH FLOW

Entity: 1112-Ministry of Lands and Physical Planning
 Current Period: JUL-19 To JUN-20
 Compare With: JUL-18 To JUN-19

	Note	Current Period	Previous Period
		Kshs	Kshs
Receipts and operating income			
Tax Receipts	1	0.00	0.00
Social Security Contribution	2	0.00	0.00
Proceeds from Domestic and Foreign Grants	3	0.00	0.00
Exchequer releases	4	6,299,307,317.90	4,593,568,370.00
Transfers from Other Government Entities	5	0.00	0.00
Reimbursements and Refunds	9	0.00	0.00
Returns of Equity Holdings	10	0.00	0.00
Other Receipts	11	0.00	0.00
Payments for Operating Expenses			
Compensation of Employees	12	2,012,711,198.60	2,100,023,237.70
Use of goods and Services	13	1,433,581,393.20	1,155,923,714.30
Subsidies	14	0.00	0.00
Transfers to Other Government Units	15	1,012,370,000.00	0.00
Other Grants and Transfers	16	0.00	0.00
Social Security Benefits	17	0.00	0.00
Finance Costs, including Loan Interest	19	0.00	0.00
Other payments	21	0.00	0.00
Adjusted for :			
Adjustments during the year		(75,638,420.85)	107,823,225.40
Prior year adjustments		(4,689,452.30)	(9,592,456.20)
Net Cash From Operating Activities	A	1,760,316,852.95	1,435,852,187.20
Cash Flow From Investing Activities			
Proceeds from Sales of Assets	8	8,500,000.00	15,857,539.00
Acquisition of Assets	18	1,832,186,811.00	1,348,739,043.50
Net Cash Flow From Investing Activities	B	(1,823,686,811.00)	(1,332,881,504.50)
Cash Flow From Borrowing Activities			
Proceeds from Domestic Borrowings	6	0.00	0.00
Proceeds from Foreign Borrowings	7	0.00	0.00
Repayment of Principal on Domestic and Foreign Borrowing	20	0.00	0.00
Net Cash Flow From Financing Activities	C	0.00	0.00
NET INCREASE IN CASH AND CASH EQUIVALENT	A+B+C	(63,369,958.05)	102,970,682.70
Cash and Cash Equivalent at BEGINNING of The Year		304,357,100.65	201,386,417.95
Cash and Cash Equivalent at END of The Year	22A+22B	240,987,142.60	304,357,100.65

The Statement has been prepared, reviewed and approved by the following:

Prepared By: _____

Date: _____

Reviewed By: _____

Date: _____

Approved By: _____

Date: _____



NOTES TO THE FINANCIAL STATEMENTS

Entity: 1112-Ministry of Lands and Physical Planning

Current Period: JUL-19 To JUN-20

Compare With: JUL-18 To JUN-19

1 Tax Receipts

Item Description	Item Code	Current Period	Previous Period
		Kshs	Kshs
Taxes on Income, Profits and Capital Gains	1110000	0.00	0.00
Taxes on Payroll and Workforce	1120000	0.00	0.00
Taxes on Property	1130000	0.00	0.00
Taxes on Goods and Services	1140000	0.00	0.00
Taxes on International Trade and Transactions	1150000	0.00	0.00
Other Taxes (not elsewhere classified)	1160000	0.00	0.00
TOTAL		0.00	0.00

2 Social Security Contribution

Item Description	Item Code	Current Period	Previous Period
		Kshs	Kshs
Health Insurance Contribution	1210100	0.00	0.00
NHIF Health Insurance Contributions	1210200	0.00	0.00
Contributions from Govt. Employees for Social & Welfare Schemes	1210300	0.00	0.00
TOTAL		0.00	0.00

3 Proceeds from Domestic and Foreign Grants

Item Description	Item Code	Current Period	Previous Period
		Kshs	Kshs
Grants from Foreign Governments	1310000	0.00	0.00
Grants from International Organisations	1320000	0.00	0.00
TOTAL		0.00	0.00

4 Exchequer releases

Item Description	Item Code	Current Period	Previous Period
		Kshs	Kshs
Exchequer Releases/ Provisioning Account	9910201	6,299,307,317.90	4,593,568,370.00
TOTAL		6,299,307,317.90	4,593,568,370.00

5 Transfers from Other Government Entities

Item Description	Item Code	Current Period	Previous Period
		Kshs	Kshs
Grants received by Central Govt from General Govt units	1330100	0.00	0.00
Grants Received from General Govt units by Local Authorities	1330200	0.00	0.00
Grants to Fund Accounts from Central Govt Budget	1330300	0.00	0.00
Grants to other General Govt units from General Govt units	1330400	0.00	0.00
TOTAL		0.00	0.00

6 Proceeds from Domestic Borrowings

Item Description	Item Code	Current Period	Previous Period
		Kshs	Kshs
Borrowing within General Government	5110100	0.00	0.00
Borrowing from Monetary Authorities (Central Bank)	5110200	0.00	0.00
Other Domestic Depository Corporations (Commercial Banks)	5110300	0.00	0.00
Borrowing from Other Domestic Financial Institutions	5110400	0.00	0.00
Borrowing from Other Domestic Creditors	5110500	0.00	0.00
TOTAL		0.00	0.00

7 Proceeds from Foreign Borrowings

Item Description	Item Code	Current Period	Previous Period
		Kshs	Kshs
Foreign Borrowings - Drawdowns through Exchequer	5120100	0.00	0.00
Foreign Borrowing-Direct Payments	5120200	0.00	0.00
Foreign Currency and Foreign Deposits	5120300	0.00	0.00
Other Foreign Accounts Payable	5120400	0.00	0.00
TOTAL		0.00	0.00

8 Proceeds from Sales of Assets

Item Description	Item Code	Current Period	Previous Period
		Kshs	Kshs
Receipts from the Sale of Buildings - Paid to Exchequer	3510100	0.00	0.00
Receipts from the Sale of Buildings	3510200	0.00	0.00
Receipts from sale of other st	3510300	0.00	0.00
Receipts from sale of other st	3510400	0.00	0.00
Receipts from the Sale of Vehicles and Transport Equipment - Paid to Exchequer	3510500	0.00	0.00
Receipts from the Sale of Vehicles and Transport Equipment	3510600	0.00	0.00
Receipts from the Sale of Plant Machinery and Equipment - Paid to Exchequer	3510700	0.00	0.00
Receipts from the Sale Plant Machinery and Equipment	3510800	0.00	0.00
Receipts from Sale of Certified Seeds and Breeding Stock - Paid to Exchequer	3510900	0.00	0.00
Receipts from Sale of Certified Seeds and Breeding Stock	3511000	0.00	0.00
Receipts from the Sale of Strategic Reserves Stocks	3520100	0.00	0.00
Receipts from the Sale of Other Inventories, Stocks, and Commodities	3520200	0.00	0.00
Receipts from the Sale of Inventories, Stocks and Commodities	3520300	8,500,000.00	15,857,539.00
Receipts from the Sale of Land	3540100	0.00	0.00
Receipts from the Sale of Other Naturally Occurring Non-Produced Assets	3540200	0.00	0.00
Receipts from the Sale of Intangible Non-Produced Assets	3540300	0.00	0.00
Receipts from the Sale of Non-Produced Assets Collected as AIA	3540400	0.00	0.00
Repayments from Loans to Government Agencies and Other Levels of Government	4510100	0.00	0.00
Loans to Non-Financial Public Enterprises	4510200	0.00	0.00
Loans to Financial Institutions	4510300	0.00	0.00
Repayments from Domestic Loans to Individuals and Households	4510400	0.00	0.00
Repayments from lending to Foreign Govts.	4520100	0.00	0.00
Repayments from lending to International Orgns.	4520200	0.00	0.00
Repayments from lending to Foreign Non - Financial Enterps. & Financial Instns.	4520300	0.00	0.00
Repayments from Other Foreign Lending	4520400	0.00	0.00
Sales and Disposals of Equity Holdings in Domestic Public Non - Financial Enterprises	4530100	0.00	0.00
Sales and Disposals of Equity Holdings in Domestic Public Financial Institutions	4530200	0.00	0.00
Sales and Disposals of Other Equity Holdings	4530300	0.00	0.00
Sales and Disposals of Equity Holdings in Foreign Financial Instns. and Domestic Financial Instns. operating abroad	4530400	0.00	0.00
Sales and Disposals of Equity Holdings in Foreign Enterps. Financial Instns. and Domestic Financial Instns. operating abroad	4530500	0.00	0.00
Redemption/ Disposal of Other Financial Assets	4530600	0.00	0.00
Refund of Bonds paid as Deposits for Guarantees	4530700	0.00	0.00
TOTAL		8,500,000.00	15,857,539.00

9 Reimbursements and Refunds

Item Description	Item Code	Current Period	Previous Period
		Kshs	Kshs
Refund from World Food Programme (WFP)	4540101	0.00	0.00
Reimbursement of Audit Fees	4540102	0.00	0.00
Reimbursement on Messing Charges (UNICEF)	4540103	0.00	0.00
Reimbursement from World Bank - ECD	4540104	0.00	0.00
Reimbursement from Individuals and Private Organizations	4540105	0.00	0.00

Item Description	Item Code	Current Period	Previous Period
Reimbursement from Local Government Authorities	4540106	0.00	0.00
Reimbursement from Statutory Organizations	4540107	0.00	0.00
Reimbursement within Central Government	4540108	0.00	0.00
Reimbursement Using Bonds	4540109	0.00	0.00
Reimbursements and Refunds - Other (Budget)	4540199	0.00	0.00
TOTAL		0.00	0.00

10 Returns of Equity Holdings

Item Description	Item Code	Current Period	Previous Period
		Kshs	Kshs
Returns of Equity Holdings	4550000	0.00	0.00
Returns of Equity Holdings	4610000	0.00	0.00
TOTAL		0.00	0.00

11 Other Receipts

Item Description	Item Code	Current Period	Previous Period
		Kshs	Kshs
Interest Received	1410100	0.00	0.00
Profits and Dividends	1410200	0.00	0.00
Withdrawals from Income of Quasi-corporations	1410300	0.00	0.00
Rents on land, houses and buildings	1410400	0.00	0.00
Other Property Income collected as AIA	1410500	0.00	0.00
	1415000	0.00	0.00
Sales of Market Establishment	1420100	0.00	0.00
Administrative Fees and Charges	1420200	0.00	0.00
Administrative Fees and Charges collected as AIA	1420300	0.00	0.00
Incidental Sales by Non-Market Establishments	1420400	0.00	0.00
Incidental Sales by Non-Market Establishments Collected as AIA	1420500	0.00	0.00
Receipts from Sale of Incidental Goods	1420600	0.00	0.00
Fines, Penalties, Forfeitures and other Charges	1430100	0.00	0.00
Current Grants from International NGOs paid through Exchequer	1440100	0.00	0.00
Capital Grants from International NGOs paid through Exchequer	1440200	0.00	0.00
Current Grants from International NGOs collected as AIA	1440300	0.00	0.00
Capital Grants from International NGOs collected as AIA	1440400	0.00	0.00
Other Voluntary Transfers for Current purposes	1440500	0.00	0.00
Other Voluntary Transfers for Capital purposes	1440600	0.00	0.00
Paid to Exchequer	1450100	0.00	0.00
Receipts Not Classified Elsewhere	1450200	0.00	0.00
	1510200	0.00	0.00
	1510300	0.00	0.00
	1520100	0.00	0.00
Business Permits	1520200	0.00	0.00
Cesses	1520300	0.00	0.00
Poll Rates	1520400	0.00	0.00
Plot Rents	1520500	0.00	0.00
Other Local Levies	1520600	0.00	0.00
Administrative Services Fees	1530100	0.00	0.00
Various Fees	1530200	0.00	0.00
Council'S Natural Resources Exploitation	1530300	0.00	0.00
Sales Of Council Assets	1530400	0.00	0.00
Lease / Rental Of Council'S Infrastructure Assets	1530500	0.00	0.00
Other Miscellaneous Revenues	1530600	0.00	0.00
Other Miscellaneous Revenues	1540100	0.00	0.00
Insurance Claims Recovery	1540200	0.00	0.00
Medium Term Loans (1-3 Yr Repayment)	1540300	0.00	0.00
Long Term Loans (Over 3 Yr Rpayment)	1540400	0.00	0.00
Transfers From Reserve Funds	1540500	0.00	0.00
Donations	1540600	0.00	0.00
Fund Raising Events	1540700	0.00	0.00
Other Revenues From Financial Assets Loan	1540800	0.00	0.00
	1541000	0.00	0.00
Market/Trade Centre Fee	1550100	0.00	0.00
Vehicle Parking Fees	1550200	0.00	0.00
Housing	1560100	0.00	0.00
Social Premises Use Charges	1560200	0.00	0.00
School Fees	1570100	0.00	0.00
Other Education-Related Fees	1570200	0.00	0.00
Other Education Revenues	1570300	0.00	0.00
Public Health Services	1580100	0.00	0.00

Item Description	Item Code	Current Period	Previous Period
Public Health Facilities Operations	1580200	0.00	0.00
Environment & Conservancy Administration	1580300	0.00	0.00
Slaughter Houses Administration	1580400	0.00	0.00
Water Supply Administration	1580500	0.00	0.00
Sewerage Administration	1580600	0.00	0.00
Other Health & Sanitation Revenues	1580700	0.00	0.00
Technical Services Fees	1590100	0.00	0.00
External Services Fees	1590200	0.00	0.00
	1930100	0.00	0.00
System Required Revenue A/c's	1990100	0.00	0.00
TOTAL		0.00	0.00

12 Compensation of Employees

Item Description	Item Code	Current Period	Previous Period
		Kshs	Kshs
Basic Salaries - Permanent Employees	2110100	1,233,804,596.35	1,383,424,389.65
Basic Wages - Temporary Employees	2110200	42,729,202.00	33,229,050.00
Personal Allowances paid as part of Salary	2110300	736,177,400.25	683,369,798.05
Personal Allowances paid as Reimbursements	2110400	0.00	0.00
Personal Allowances provided in Kind	2110500	0.00	0.00
Employer Contributions to Compulsory National Social Security Schemes	2120100	0.00	0.00
Employer Contributions to Compulsory Health Insurance Schemes	2120200	0.00	0.00
Social Benefit Schemes Outside Government	2120300	0.00	0.00
TOTAL		2,012,711,198.60	2,100,023,237.70

13 Use of goods and Services

Item Description	Item Code	Current Period	Previous Period
		Kshs	Kshs
Utilities, Supplies and Services	2210100	58,889,591.50	44,406,780.35
Communication, Supplies and Services	2210200	3,884,402.00	4,800,309.30
Domestic Travel and Subsistence, and Other Transportation Costs	2210300	17,005,519.00	23,691,612.95
Foreign Travel and Subsistence, and other transportation costs	2210400	1,187,580.00	1,941,398.70
Printing, Advertising and Information Supplies and Services	2210500	615,146.00	894,292.00
Rentals of Produced Assets	2210600	1,291,156.00	593,000.00
Training Expenses	2210700	2,899,924.00	3,078,268.00
Hospitality Supplies and Servi	2210800	76,947,472.60	153,266,949.45
Insurance Costs	2210900	0.00	0.00
Specialised Materials and Supp	2211000	710,806,146.55	452,936,225.40
Office and General Supplies and Services	2211100	4,447,860.80	3,269,138.00
Fuel Oil and Lubricants	2211200	4,630,794.25	11,125,562.10
Other Operating Expenses	2211300	540,975,313.35	436,073,656.45
Routine Maintenance - Vehicles	2220100	3,824,185.15	11,058,159.10
Routine Maintenance - Other Assets	2220200	6,176,302.00	8,788,362.50
Exchange Rate Losses	2230100	0.00	0.00
TOTAL		1,433,581,393.20	1,155,923,714.30

14 Subsidies

Item Description	Item Code	Current Period	Previous Period
		Kshs	Kshs
Subsidies to Public Corporations	2510000	0.00	0.00
Subsidies to Private Enterprises	2520000	0.00	0.00
TOTAL		0.00	0.00

15 Transfers to Other Government Units

Item Description	Item Code	Current Period	Previous Period
		Kshs	Kshs
Current Grants to Government Agencies and other Levels of Government	2630100	0.00	0.00
Capital Grants to Government Agencies and other Levels of Government	2630200	0.00	0.00
Other Current Transfers, Grants and Subsidies	2640400	0.00	0.00
Other Capital Grants and Trans	2640500	1,012,370,000.00	0.00
TOTAL		1,012,370,000.00	0.00

16 Other Grants and Transfers

Item Description	Item Code	Current Period	Previous Period
		Kshs	Kshs
Grants and Transfers to Foreign Governments	2610100	0.00	0.00
Membership Fees and Dues and Subscriptions to International Organizations	2620100	0.00	0.00
Membership Fees and Dues and Subscriptions to International Organizations (Continued)	2620200	0.00	0.00
Scholarships and other Educational Benefits	2640100	0.00	0.00
Emergency Relief and Refugee Assistance	2640200	0.00	0.00
Grants to Small Businesses, Cooperatives, and Self Employed	2640300	0.00	0.00
	2649900	0.00	0.00
TOTAL		0.00	0.00

17 Social Security Benefits

Item Description	Item Code	Current Period	Previous Period
		Kshs	Kshs
Government Pension and Retirement Benefits	2710100	0.00	0.00
Social Security Benefits	2710200	0.00	0.00
Employer Social Benefits	2710300	0.00	0.00
Refund of Pension to UK Government	2720100	0.00	0.00
Refund of Contributions to WCPS and other Ex-Gratia	2720200	0.00	0.00
TOTAL		0.00	0.00

18 Acquisition of Assets

Item Description	Item Code	Current Period	Previous Period
		Kshs	Kshs
Purchase of Buildings	3110100	0.00	0.00
Construction of Building	3110200	44,964,945.15	10,112,230.00
Refurbishment of Buildings	3110300	51,948,442.80	2,276,758.40
Construction of Roads	3110400	0.00	0.00
Construction and Civil Works	3110500	14,583,382.45	11,659,361.60
Overhaul and Refurbishment of Construction and Civil Works	3110600	0.00	0.00
Purchase of Vehicles and Other Transport Equipment	3110700	0.00	0.00
Overhaul of Vehicles and Other Transport Equipment	3110800	0.00	0.00
Purchase of Household Furniture and Institutional Equipment	3110900	0.00	0.00
Purchase of Office Furniture and General Equipment	3111000	4,238,397.00	17,048,206.50
Purchase of Specialised Plant, Equipment and Machinery	3111100	10,912,864.55	873,617.00
Rehabilitation and Renovation of Plant, Machinery and Equipment	3111200	50,000.00	40,000.00
Purchase of Certified Seeds, Breeding Stock and Live Animals	3111300	0.00	0.00
Research, Feasibility Studies, Project Preparation and Design, Project Supervision	3111400	850,488,779.05	966,728,870.00
Rehabilitation of Civil Works	3111500	0.00	0.00
Purchase of Specialised Plant	3112200	0.00	0.00
Acquisition of Strategic Stocks	3120100	0.00	0.00
Acquisition of Other Inventori	3120200	0.00	0.00
Acquisition of Land	3130100	855,000,000.00	340,000,000.00
Acquisition of Other Intangible Assets	3130200	0.00	0.00
Domestic Lending and On-lending	4110000	0.00	0.00
Domestic Equity Participation	4120000	0.00	0.00
Other Domestic Accounts Receivable	4130000	0.00	0.00
Foreign Lending and On- Lending	4140000	0.00	0.00
Foreign Equity Participation	4150000	0.00	0.00
Other Foreign Accounts Receivable	4160000	0.00	0.00
TOTAL		1,832,186,811.00	1,348,739,043.50

19 Finance Costs, including Loan Interest

Item Description	Item Code	Current Period	Previous Period
		Kshs	Kshs
Interest Payments on Foreign Borrowing	2410100	0.00	0.00
Interest Payments on Guaranteed Debt	2410200	0.00	0.00
Interest on Domestic Borrowing	2420000	0.00	0.00
Interest on Borrowing From Other Government Units	2430000	0.00	0.00
TOTAL		0.00	0.00

20 Repayment of Principal on Domestic and Foreign Borrowing

Item Description	Item Code	Current Period	Previous Period
		Kshs	Kshs
Repayments on Borrowings from General Government	5510100	0.00	0.00
Repayments on Borrowings from Monetary Authorities (Central Bank)	5510200	0.00	0.00
Repayments on Borrowings from Other Domestic Depository Corporations (Commercial Banks)	5510300	0.00	0.00
Repayments on Borrowings from Other Domestic Financial Institutions	5510400	0.00	0.00
Repayments on Borrowings from Other Domestic Creditors	5510500	0.00	0.00
Principal Repayments on Foreign Borrowing	5510600	0.00	0.00
Principal Repayments on Guaranteed Debt Taken over by Government	5520000	0.00	0.00
Principal Repayments on Guaranteed Domestic Debt Taken over by Government	5520100	0.00	0.00
Principal Repayments on Guaranteed Foreign Debt Taken over by Government	5520200	0.00	0.00
Repayments on Borrowings from Other Domestic Creditors	5610000	0.00	0.00
Repayments on Borrowings from Other Domestic Creditors - Private Enterprises	5610500	0.00	0.00
	5620000	0.00	0.00
Repayments on Borrowings from Other Domestic Creditors - Public Enterprises	5620100	0.00	0.00
TOTAL		0.00	0.00

21 Other payments

Item Description	Item Code	Current Period	Previous Period
		Kshs	Kshs
Budget Reserves	2810100	0.00	0.00
Civil Contingency Reserves	2810200	0.00	0.00
Capital Transfer to Non Financial Public Enterprises	2820100	0.00	0.00
Capital Transfer to Public Financial Institutions and Enterprises	2820200	0.00	0.00
Capital Transfer to Private Non-Financial Enterprises	2820300	0.00	0.00
System Required Expenses	2990100	0.00	0.00
	2999900	0.00	0.00
TOTAL		0.00	0.00

22A Bank Balances

Item Description	Item Code	Current Period	Previous Period
		Kshs	Kshs
Special Accounts	6510000	0.00	0.00
Treasury Bank Accounts (Exchequer and CRF Accounts)	6520000	0.00	0.00
Recurrent Bank Accounts	6530000	1,865.85	386.55
Development Bank Accounts	6540000	3,375.60	641.60
Deposit Bank Account	6550000	240,981,901.15	304,214,045.50
Project Specific Bank Accounts	6570000	0.00	0.00
Foreign Currency and Foreign D	6590101	0.00	0.00
TOTAL		240,987,142.60	304,215,073.65

22B Cash Balances

Item Description	Item Code	Current Period	Previous Period
		Kshs	Kshs
Cash in Hand	6580000	0.00	142,027.00
Foreign Currency and Foreign D	6590201	0.00	0.00
TOTAL		0.00	142,027.00

23 Accounts Receivables - Outstanding Imprest and Clearance Accounts

Item Description	Item Code	Current Period	Previous Period
		Kshs	Kshs
Domestic Debtors & Advances	6710000	172,224.85	158,517.90
Debtors & Advances - Govt Owne	6720000	0.00	0.00
Foreign Debtors & Advances	6730000	0.00	0.00
Other Debtors & Pre-payments	6740000	0.00	0.00
Government Imprests	6760000	260,522.35	3,028,253.40
Agency Accounts	6770000	0.00	0.00
Suspense & Clearance Account	6780000	20,708,107.85	5,547,807.20
Other Current Assets (System r	6790000	0.00	0.00

Item Description	Item Code	Current Period	Previous Period
		Kshs	Kshs
TOTAL		21,140,855.05	8,734,578.50

24. ACCOUNTS PAYABLE

Item Description	Item code	Current Period	Previous Period
		Kshs	Kshs
Other Liabilities	7320000	0.00	0.00
Deposits	7310000	240,981,901.15	304,214,045.50
Withholding Taxes	7380000	0.00	0.00
System Required Liabilities A/cs	7390000	0.05	0.00
TOTAL		240,981,901.20	304,214,045.50

25. FUND BALANCES BROUGHT FORWARD

Item Description	Item Code	Current Period	Previous Period
		Kshs	Kshs
Opening Balance Bank	22A	304,215,073.65	201,186,270.15
Opening Balance Cash	22B	142,027.00	200,147.80
Opening Balance Receivables - Imprest and Clearance Accounts	23	8,734,578.50	9,606,874.05
Opening Balance - Deposits	24	(304,214,045.50)	(197,263,115.65)
TOTAL		8,877,633.65	13,730,176.35

26. PRIOR YEAR ADJUSTMENTS

Item Description	Item Code	Current Period	Previous Period
		Kshs	Kshs
County Transfers	9910300	0.00	0.00
Exchequer Provisions	9910200	4,689,452.30	9,592,456.20
TOTAL		4,689,452.30	9,592,456.20



Statement of Budget Execution

Entity: 1112-Ministry of Lands and Physical Planning

Type text ANNEX 5 (vi) COMBINED

Current Period: JUL-19 To JUN-20

Note	Printed Estimate	Reallocation / Transfer	Supplementary Estimates	Final Approved Estimate (Net)	Actual	Budget Utilization Differences	% of Utilization
	a	b	c	d=a+b+c	e	f=d-e	g=e/d%
RECEIPTS							
1	0.00	0.00	0.00	0.00	0.00	0.00	0.00%
2	0.00	0.00	0.00	0.00	0.00	0.00	0.00%
3	0.00	0.00	0.00	0.00	0.00	0.00	0.00%
4	0.00	0.00	0.00	0.00	6,299,307,317.90	(6,299,307,317.90)	0.00%
5	0.00	0.00	0.00	0.00	0.00	0.00	0.00%
6	0.00	0.00	0.00	0.00	0.00	0.00	0.00%
7	0.00	0.00	0.00	0.00	0.00	0.00	0.00%
8	4,500,000.00	0.00	4,500,000.00	9,000,000.00	8,500,000.00	500,000.00	94.44%
9	0.00	0.00	0.00	0.00	0.00	0.00	0.00%
10	0.00	0.00	0.00	0.00	0.00	0.00	0.00%
11	0.00	0.00	0.00	0.00	0.00	0.00	0.00%
Total	4,500,000.00	0.00	4,500,000.00	9,000,000.00	6,307,807,317.90	(6,298,807,317.90)	70086.75%
PAYMENTS							
12	1,207,000,000.00	0.00	1,006,700,000.00	2,213,700,000.00	2,012,711,198.60	200,988,801.40	90.92%
13	2,283,919,260.00	0.00	(458,859,450.00)	1,825,059,810.00	1,433,581,393.20	391,478,416.80	78.55%
14	0.00	0.00	0.00	0.00	0.00	0.00	0.00%
15	0.00	0.00	1,012,370,000.00	1,012,370,000.00	1,012,370,000.00	0.00	100.00%
16	0.00	0.00	0.00	0.00	0.00	0.00	0.00%
17	0.00	0.00	0.00	0.00	0.00	0.00	0.00%
18	1,614,780,740.00	0.00	530,393,380.00	2,145,174,120.00	1,832,186,811.00	312,987,309.00	85.41%
19	0.00	0.00	0.00	0.00	0.00	0.00	0.00%
20	0.00	0.00	0.00	0.00	0.00	0.00	0.00%
21	0.00	0.00	0.00	0.00	0.00	0.00	0.00%
Total	5,105,700,000.00	0.00	2,090,603,930.00	7,196,303,930.00	6,290,849,402.80	905,454,527.20	87.42%



Statement of Budget Execution

Entity: 1112-Ministry of Lands and Physical Planning

Current Period: JUL-19 To JUN-20

The Statement has been prepared, reviewed and approved by the following:

Prepared By: _____

Date: _____

Reviewed By: _____

Date: _____

Approved By: _____

Date: _____



Statement of Budget Execution - Development Expenditure

ANNEX 5(vii) DEV

Entity: 1112-Ministry of Lands and Physical Planning

Current Period: JUL-19 To JUN-20

	Note	Printed Estimate	Reallocation / Transfer	Supplementary Estimates	Final Approved Estimate (Net)	Actual	Budget Utilization Differences	% of Utilization
		a	b	c	d=a+b+c	e	f=d-e	g=e/d%
RECEIPTS								
1	Tax Receipts	0.00	0.00	0.00	0.00	0.00	0.00	0.00%
2	Social Security Contribution	0.00	0.00	0.00	0.00	0.00	0.00	0.00%
3	Proceeds from Domestic and Foreign Grants	0.00	0.00	0.00	0.00	0.00	0.00	0.00%
4	Exchequer releases	0.00	0.00	0.00	0.00	4,024,327,768.95	(4,024,327,768.95)	0.00%
5	Transfers from Other Government Entities	0.00	0.00	0.00	0.00	0.00	0.00	0.00%
6	Proceeds from Domestic Borrowings	0.00	0.00	0.00	0.00	0.00	0.00	0.00%
7	Proceeds from Foreign Borrowings	0.00	0.00	0.00	0.00	0.00	0.00	0.00%
8	Proceeds from Sales of Assets	0.00	0.00	0.00	0.00	0.00	0.00	0.00%
9	Reimbursements and Refunds	0.00	0.00	0.00	0.00	0.00	0.00	0.00%
10	Returns of Equity Holdings	0.00	0.00	0.00	0.00	0.00	0.00	0.00%
11	Other Receipts	0.00	0.00	0.00	0.00	0.00	0.00	0.00%
	Total	0.00	0.00	0.00	0.00	4,024,327,768.95	(4,024,327,768.95)	0.00%
PAYMENTS								
12	Compensation of Employees	0.00	0.00	0.00	0.00	0.00	0.00	0.00%
13	Use of goods and Services	1,994,900,000.00	0.00	(551,000,000.00)	1,443,900,000.00	1,178,982,421.90	264,917,578.10	81.65%
14	Subsidies	0.00	0.00	0.00	0.00	0.00	0.00	0.00%
15	Transfers to Other Government Units	0.00	0.00	1,012,370,000.00	1,012,370,000.00	1,012,370,000.00	0.00	100.00%
16	Other Grants and Transfers	0.00	0.00	0.00	0.00	0.00	0.00	0.00%
17	Social Security Benefits	0.00	0.00	0.00	0.00	0.00	0.00	0.00%
18	Acquisition of Assets	1,602,700,000.00	0.00	456,000,000.00	2,058,700,000.00	1,828,933,794.00	229,766,206.00	88.84%
19	Finance Costs, including Loan Interest	0.00	0.00	0.00	0.00	0.00	0.00	0.00%
20	Repayment of Principal on Domestic and Foreign Borrowing	0.00	0.00	0.00	0.00	0.00	0.00	0.00%
21	Other payments	0.00	0.00	0.00	0.00	0.00	0.00	0.00%
	Total	3,597,600,000.00	0.00	917,370,000.00	4,514,970,000.00	4,020,286,215.90	494,683,784.10	89.04%



Statement of Budget Execution - Development Expenditure

Entity: 1112-Ministry of Lands and Physical Planning

Current Period: JUL-19 To JUN-20

The Statement has been prepared, reviewed and approved by the following:

Prepared By: _____

Date: _____

Reviewed By: _____

Date: _____

Approved By: _____

Date: _____



Statement of Budget Execution - Recurrent Expenditure

ANNEX 5 (vii) REC

Entity: 1112-Ministry of Lands and Physical Planning

Current Period: JUL-19 To JUN-20

	Note	Printed Estimate	Reallocation / Transfer	Supplementary Estimates	Final Approved Estimate (Net)	Actual	Budget Utilization Differences	% of Utilization
		a	b	c	d=a+b+c	e	f=d-e	g=e/d%
RECEIPTS								
	1	0.00	0.00	0.00	0.00	0.00	0.00	0.00%
	2	0.00	0.00	0.00	0.00	0.00	0.00	0.00%
	3	0.00	0.00	0.00	0.00	0.00	0.00	0.00%
	4	0.00	0.00	0.00	0.00	2,274,979,548.95	(2,274,979,548.95)	0.00%
	5	0.00	0.00	0.00	0.00	0.00	0.00	0.00%
	6	0.00	0.00	0.00	0.00	0.00	0.00	0.00%
	7	0.00	0.00	0.00	0.00	0.00	0.00	0.00%
	8	4,500,000.00	0.00	4,500,000.00	9,000,000.00	8,500,000.00	500,000.00	94.44%
	9	0.00	0.00	0.00	0.00	0.00	0.00	0.00%
	10	0.00	0.00	0.00	0.00	0.00	0.00	0.00%
	11	0.00	0.00	0.00	0.00	0.00	0.00	0.00%
	Total	4,500,000.00	0.00	4,500,000.00	9,000,000.00	2,283,479,548.95	(2,274,479,548.95)	25371.99%
PAYMENTS								
	12	1,207,000,000.00	0.00	1,006,700,000.00	2,213,700,000.00	2,012,711,198.60	200,988,801.40	90.92%
	13	289,019,260.00	0.00	92,140,550.00	381,159,810.00	254,598,971.30	126,560,838.70	66.80%
	14	0.00	0.00	0.00	0.00	0.00	0.00	0.00%
	15	0.00	0.00	0.00	0.00	0.00	0.00	0.00%
	16	0.00	0.00	0.00	0.00	0.00	0.00	0.00%
	17	0.00	0.00	0.00	0.00	0.00	0.00	0.00%
	18	12,080,740.00	0.00	74,393,380.00	86,474,120.00	3,253,017.00	83,221,103.00	3.76%
	19	0.00	0.00	0.00	0.00	0.00	0.00	0.00%
	20	0.00	0.00	0.00	0.00	0.00	0.00	0.00%
	21	0.00	0.00	0.00	0.00	0.00	0.00	0.00%
	Total	1,508,100,000.00	0.00	1,173,233,930.00	2,681,333,930.00	2,270,563,186.90	410,770,743.10	84.68%



Statement of Budget Execution - Recurrent Expenditure

Entity: 1112-Ministry of Lands and Physical Planning

Current Period: JUL-19 To JUN-20

The Statement has been prepared, reviewed and approved by the following:

Prepared By: _____

Date: _____

Reviewed By: _____

Date: _____

Approved By: _____

Date: _____



SUMMARY STATEMENT OF DEPOSITS

Entity: 1112-Ministry of Lands and Physical Planning

Current Period: JUL-19 To JUN-20

Compare With: JUL-18 To JUN-19

Economic Item	6550101 - Ministry HQ Deposit Bank A/C	
	Current Period	Previous Period
Opening Balance	304,214,045.50	197,263,115.90
Transfers of retentions during the year	132,443,896.95	272,449,302.45
Payments made out of deposit account during the year	195,676,041.30	165,498,372.85
Closing Balance	240,981,901.15	304,214,045.50
<div style="display: flex; justify-content: space-between; align-items: flex-end; padding: 10px;"> <div style="width: 45%;"> <p>Principal Secretary Controller</p> </div> <div style="width: 45%; text-align: right;"> <p>Principal Accounts</p> </div> </div>		

The Statement has been prepared, reviewed and approved by the following:

Prepared By: _____

Date: _____

Reviewed By: _____

Date: _____

Approved By: _____

Date: _____



Budget Execution by Programme and Economic Classification

Entity: 1112-Ministry of Lands and Physical Planning

Period: JUL-19 To JUN-20

Program	Item	Description	Approved Budget	Actual Payments	Variance
000000000		Default - Non Programmatic	0.00	0.00	0.00
	2110000	Wages and Salary Contributions	0.00	0.00	0.00
	2210000	Goods and Services	0.00	0.00	0.00
	2990000	System Required Expense A/cs	0.00	0.00	0.00
010100000		Land Policy and Planning	7,196,303,930.00	6,292,534,402.80	903,769,527.20
	2110000	Wages and Salary Contributions	2,213,700,000.00	2,012,711,198.60	200,988,801.40
	2210000	Goods and Services	1,800,677,437.00	1,423,580,906.05	377,096,530.95
	2220000	Routine Maintenance	24,382,373.00	10,000,487.15	14,381,885.85
	2620000	Grants and Other Transfers to International Organizations	0.00	0.00	0.00
	2630000	Grants & Transfer To Other Govt. Units	0.00	0.00	0.00
	2640000	Other Transfers and Emergency Relief	1,012,370,000.00	1,012,370,000.00	0.00
	2710000	Social Security Benefits	0.00	0.00	0.00
	3110000	Acquisition of Fixed Capital Assets	1,290,174,120.00	978,871,811.00	311,302,309.00
	3130000	Acquisition of Land and Intangible Assets	855,000,000.00	855,000,000.00	0.00
		Grand Total	7,196,303,930.00	6,292,534,402.80	903,769,527.20

The Statement has been prepared, reviewed and approved by the following:

Prepared By: _____

Date: _____

Reviewed By: _____

Date: _____

Approved By: _____

Date: _____



Budget Execution by Heads and Programmes

Entity: 1112-Ministry of Lands and Physical Planning

Period: JUL-19 To JUN-20

Head	Program	Description	Approved Budget	Actual Payments	Variance
0000000000		Default Value (Non-Departmental)	0.00	0.00	0.00
	0000000000	Default - Non Programmatic	0.00	0.00	0.00
1111000100		Head Quarters administrative Services	0.00	0.00	0.00
	0101000000	Land Policy and Planning	0.00	0.00	0.00
1112000100			630,920,705.00	372,879,000.15	258,041,704.85
	0101000000	Land Policy and Planning	630,920,705.00	372,879,000.15	258,041,704.85
	0000000000	Default - Non Programmatic	0.00	0.00	0.00
1112000200			0.00	0.00	0.00
	0101000000	Land Policy and Planning	0.00	0.00	0.00
1112000300			8,903,187.00	3,664,489.65	5,238,697.35
	0101000000	Land Policy and Planning	8,903,187.00	3,664,489.65	5,238,697.35
1112000400			527,923,898.00	466,631,463.95	61,292,434.05
	0101000000	Land Policy and Planning	527,923,898.00	466,631,463.95	61,292,434.05
1112000500			516,942,721.00	506,760,612.00	10,182,109.00
	0101000000	Land Policy and Planning	516,942,721.00	506,760,612.00	10,182,109.00
1112000600			196,897,824.00	191,826,354.10	5,071,469.90
	0101000000	Land Policy and Planning	196,897,824.00	191,826,354.10	5,071,469.90
1112000700			0.00	0.00	0.00
	0101000000	Land Policy and Planning	0.00	0.00	0.00
1112000800			0.00	0.00	0.00
	0101000000	Land Policy and Planning	0.00	0.00	0.00
1112000900			162,552,068.00	149,154,254.70	13,397,813.30
	0101000000	Land Policy and Planning	162,552,068.00	149,154,254.70	13,397,813.30
1112001000			527,080,950.00	514,373,619.95	12,707,330.05
	0101000000	Land Policy and Planning	527,080,950.00	514,373,619.95	12,707,330.05
1112001100			110,112,577.00	65,273,392.40	44,839,184.60
	0101000000	Land Policy and Planning	110,112,577.00	65,273,392.40	44,839,184.60
1112100100			0.00	0.00	0.00
	0101000000	Land Policy and Planning	0.00	0.00	0.00
1112100200			0.00	0.00	0.00
	0101000000	Land Policy and Planning	0.00	0.00	0.00
1112100300			1,685,000,000.00	1,472,334,570.85	212,665,429.15
	0101000000	Land Policy and Planning	1,685,000,000.00	1,472,334,570.85	212,665,429.15
1112100400			160,000,000.00	44,964,945.15	115,035,054.85
	0101000000	Land Policy and Planning	160,000,000.00	44,964,945.15	115,035,054.85
1112100500			70,000,000.00	51,948,442.80	18,051,557.20
	0101000000	Land Policy and Planning	70,000,000.00	51,948,442.80	18,051,557.20
1112100600			1,312,370,000.00	1,265,867,161.40	46,502,838.60
	0101000000	Land Policy and Planning	1,312,370,000.00	1,265,867,161.40	46,502,838.60
1112100700			15,000,000.00	8,963,900.00	6,036,100.00
	0101000000	Land Policy and Planning	15,000,000.00	8,963,900.00	6,036,100.00
1112100800			64,000,000.00	40,367,754.25	23,632,245.75
	0101000000	Land Policy and Planning	64,000,000.00	40,367,754.25	23,632,245.75
1112100900			28,000,000.00	14,583,382.45	13,416,617.55
	0101000000	Land Policy and Planning	28,000,000.00	14,583,382.45	13,416,617.55
1112101000			112,000,000.00	78,068,824.00	33,931,176.00
	0101000000	Land Policy and Planning	112,000,000.00	78,068,824.00	33,931,176.00
1112101100			891,000,000.00	880,383,820.00	10,616,180.00
	0101000000	Land Policy and Planning	891,000,000.00	880,383,820.00	10,616,180.00
1112101200		National Land Value Index	80,600,000.00	78,821,800.00	1,778,200.00
	0101000000	Land Policy and Planning	80,600,000.00	78,821,800.00	1,778,200.00
1112101300		Geo Referencing of Land Parcels	67,000,000.00	62,529,800.00	4,470,200.00
	0101000000	Land Policy and Planning	67,000,000.00	62,529,800.00	4,470,200.00
1112101400		Development of Hydrographic Database	30,000,000.00	23,136,815.00	6,863,185.00
	0101000000	Land Policy and Planning	30,000,000.00	23,136,815.00	6,863,185.00
Grand Total			7,196,303,930.00	6,292,534,402.80	903,769,527.20

The Statement has been prepared, reviewed and approved by the following:

Prepared By: _____

Date: _____

Reviewed By: _____

Date: _____

Approved By: _____

Date: _____



Budget Execution By Programmes and Sub-Programmes

Entity: 1112-Ministry of Lands and Physical Planning

Period: JUL-19 To JUN-20

Program	Sub Program	Description	Approved Budget	Actual Payments	Variance
000000000		Default - Non Programmatic	0.00	0.00	0.00
	000000000	Default - Non Programmatic	0.00	0.00	0.00
010100000		Land Policy and Planning	7,196,303,930.00	6,292,534,402.80	903,769,527.20
	010101000	Development Planning and Land Reforms	2,343,130,561.00	1,862,415,960.65	480,714,600.35
	010102000	Land Information Management	2,260,163,527.00	2,021,411,461.70	238,752,065.30
	010103000	Land Survey	917,840,545.00	848,168,617.80	69,671,927.20
	010104000	Land Use	256,245,399.00	213,523,078.70	42,722,320.30
	010105000	Land Settlement	1,418,923,898.00	1,347,015,283.95	71,908,614.05
		Grand Total	7,196,303,930.00	6,292,534,402.80	903,769,527.20

The Statement has been prepared, reviewed and approved by the following:

Prepared By: _____


Date: _____

Reviewed By: _____

Date: _____

Approved By: _____

Date: _____

BANKI
KUU YA
KENYACENTRAL
BANK OF
KENYA

July 10, 2020

Haile Selassie Avenue
P.O. Box 60000 - 00200 Nairobi, Kenya
Telephone: 2860000, Fax: 340192

CERTIFICATE OF BALANCES

Customer: 131176


Account Name: MINISTRY OF LANDS & PHYSICAL PLANNING

Balance Date: June 30, 2020

ACCOUNT No.	ACCOUNT TITLE	AMOUNT
1000302798	REC-MIN OF LANDS AND PHYSICAL PLANNING	85,565,460.50
1000302817	DEV-MIN OF LANDS AND PHYSICAL PLANNING	135,053,188.95
1000302828	DEP-MIN OF LANDS AND PHYSICAL PLANNING	240,981,901.15
1000302844	CBK165-MIN OF LANDS AND PHYSICAL PLANNING	0.00
1000323922	MIN OF LANDS PHYSICAL PLAN. REV COL	0.00

L. K. RWERIA
AUTHORISED SIGNATORY
BANKING SERVICES

P. S. LENKUME
AUTHORISED SIGNATORY
BANKING SERVICES

BANKI
KUU YA
KENYACENTRAL
BANK OF
KENYA

Haile Selassie Avenue
P.O. Box 60000 - 00200 Nairobi, Kenya
Telephone: 2860000, Fax: 340192

September 02, 2020

CERTIFICATE OF BALANCES

Customer: 131176

Account Name: MINISTRY OF LANDS AND PHYSICAL PLANNING
Balance Date: July 9, 2020

ACCOUNT No.	ACCOUNT TITLE	AMOUNT
1000302798	REC-MIN OF LANDS AND PHYSICAL PLANN	1,866.05
1000302817	DEV-MIN OF LANDS AND PHYSICAL PLANN	3,376.50
1000302828	DEP-MIN OF LANDS AND PHYSICAL PLANN	240,981,901.15
1000302844	CBK165-MIN OF LANDS AND PHYS PLAN	0.00
1000323922	MIN OF LANDS PHYSICAL PLAN. REV COL	0.00

L. K. RWERIA
AUTHORISED SIGNATORY
BANKING SERVICES

P. S. LENKUME
AUTHORISED SIGNATORY
BANKING SERVICES

REPUBLIC OF KENYA

RECURRENTDate 01/7/2020

Report of the Board of Survey on the Cash and Bank Balances at Ministry of Lands Headquarters as at the close of business on 30th June 2020.

The Board, consisting of – (Names and official titles)

Linda Kitavi - CHAIRMAN
Josephine Chege - SECRETARY
James L. Ngairah - MEMBER

assembled at the office of CASH OFFICE (time) on the 10.00 a.m.
, and the following cash was produced :-

Notes	Sh. <u>NIL</u>
Silver	Sh. <u>NIL</u>
Copper	Sh. <u>NIL</u>
Cheques (as per details on reverse)	Sh. <u>NIL</u>

It was observed that cheques amounting to Sh. NIL cts.
 had been on hand for more than 14 days prior to the date of the survey.

The Cash consists of East African currency and does not contain any demonetized coin or notes.

The Cash Book reflected the following balances as at the close of business on the.....

Cash on hand	Sh. <u>NIL</u>
Bank Balance	Sh. <u>1,866.05</u>
		<u>1,866.05</u>

The Bank Certificate of Balance showed a sum of Sh.

.....Cts (Sh., Cts.)

standing to the credit of the account on..

The difference between this figure and the Bank Balance as shown by the Cash Book is accounted for in the Bank Reconciliation Statement (F.O.30) attached.

DATE SECRETARY [Signature]

[Signature]
 Chairman
 MEMBER [Signature]

LIST OF CHEQUES INCLUDED AS PART OF CASH ON HAND

<i>Cheque No.</i>	<i>Drawer</i>	<i>Date of Cheque</i>	<i>Date Received</i>	<i>Amount</i>

REPUBLIC OF KENYA

ANNEX 6 b (ii)

Date 01/7/2020

DEVELOPMENT

Report of the Board of Survey on the Cash and Bank Balances Ministry of Lands Headquarters as at the close of business on 30th June 2020.

The Board, consisting of – (Names and official titles)

Linda Kitavi - CHAIRMAN
Josephine Chege - SECRETARY
James L. Ngairah - MEMBER

assembled at the office of CASH OFFICE (time) on the 10.00 am
, and the following cash was produced :-

Notes	Sh. <u>NIL</u>
Silver	Sh. <u>NIL</u>
Copper	Sh. <u>NIL</u>
Cheques (as per details on reverse)	Sh. <u>NIL</u>

It was observed that cheques amounting to Sh. NIL cts.
 had been on hand for more than 14 days prior to the date of the survey.

The Cash consists of East African currency and does not contain any demonetized coin or notes.

The Cash Book reflected the following balances as at the close of business on the.....

Cash on hand	Sh. <u>NIL</u>
Bank Balance	Sh. <u>3,376.50</u>
		<u>3,376.50</u>

The Bank Certificate of Balance showed a sum of Sh.....
Cts (Sh.,.....Cts.....)
 standing to the credit of the account on..

The difference between this figure and the Bank Balance as shown by the Cash Book is accounted for in the Bank Reconciliation Statement (F.O.30) attached.

DATE SECRETARY [Signature]

[Signature]

 Chairman
 MEMBER [Signature]

LIST OF CHEQUES INCLUDED AS PART OF CASH ON HAND

<i>Cheque No.</i>	<i>Drawer</i>	<i>Date of Cheque</i>	<i>Date Received</i>	<i>Amount</i>

REPUBLIC OF KENYA

ANNEX 6 b (iii)

Date 01/7/2020

DEPOSIT

Report of the Board of Survey on the Cash and Bank Balances Ministry of Lands Headquarters as at the close of business on 30th June 2020.

The Board, consisting of – (Names and official titles)

Linda Kitavi - CHAIRMAN
Josephine Chege - SECRETARY
James L. Ngairah - MEMBER

assembled at the office of CASH OFFICE (time) on the 10.00 am
, and the following cash was produced :-

Notes	Sh. <u>NIL</u>
Silver	Sh. <u>NIL</u>
Copper	Sh. <u>NIL</u>
Cheques (as per details on reverse)	Sh. <u>NIL</u>

It was observed that cheques amounting to Sh. NIL cts.
 had been on hand for more than 14 days prior to the date of the survey.

The Cash consists of East African currency and does not contain any demonetized coin or notes.

The Cash Book reflected the following balances as at the close of business on the.....

Cash on hand	Sh. <u>NIL</u>
Bank Balance	Sh. <u>240,981,901.15</u>
		<u>240,981,901.15</u>

The Bank Certificate of Balance showed a sum of Sh.
Cts (Sh. Cts.)
 standing to the credit of the account on

The difference between this figure and the Bank Balance as shown by the Cash Book is accounted for in the Bank Reconciliation Statement (F.O.30) attached.

DATE SECRETARY [Signature] MEMBER [Signature]
 Chairman [Signature]

LIST OF CHEQUES INCLUDED AS PART OF CASH ON HAND

<i>Cheque No.</i>	<i>Drawer</i>	<i>Date of Cheque</i>	<i>Date Received</i>	<i>Amount</i>

REPUBLIC OF KENYA
MINISTRY OF LANDS AND PHYSICAL PLANNING
RECURRENT 1112
RECONCILIATION STATEMENT AS AT 30TH JUNE 2020

F.O. 30

BANK BALANCE AS PER BANK STATEMENT					1,866.05
Less 1&2					
1	Payment in cashbook not in bank.			-	
2	Receipts in bank not in Cashbook			-	
	<i>Sub-total</i>			-	-
Add: 3 &4					
3	Payment in Bank not in Cashbook			-	
4	Receipts in Cashbook not in bank			-	
	<i>Sub-total</i>			-	-
BANK BALANCE AS PER CASHBOOK					1,866.05

"I certify that I have verified the Bank balance in the cash book with the Bank statement and that the above reconciliation is correct."

PREPARED BY: BIDUNDU R. Designation S/A Sign/Date Bimundu 01/07/2020

VERIFIED BY: ROSEMARY DPM Designation P/A Sign/Date Valuede 01/07/2020

CONFIRMED BY: JANE MURIA Designation P/A Sign/Date JB 07/07/2020

6(c)(ii)

ANNEX 6 c (

REPUBLIC OF KENYA
MINISTRY OF LANDS AND PHYSICAL PLANNING

F.O. 30

DEVELOPEMENT 1112
BANK RECONCILIATION REPORT FOR MONTH OF JUNE 2020

		KSH.	CT	KSH.	CTS
BANK BALANCE AS PER BANK STATEMENT					3,376.50
Less :					
1	Payment in cashbook not in bank.		-		
2	Receipts in bank not in Cashbook		0.00		
	<i>Sub-total</i>				
Add :			-		-
3	Payment in Bank not in Cashbook		-		
4	Receipts in Cashbook not in bank		-		
	<i>Sub-total</i>		-		-
BANK BALANCE AS PER CASHBOOK					3,376.50

"I certify that I hve verified theBank balance in the cash book with the Bank statement and that the above reconciliation is correct."

PREPARED BY: BIRUNDU R. Designation S/A Sign/Date Birundu 01/07/2020

VERIFIED BY: ROSEMARY ODDO Designation P/A Sign/Date R. ODDO 01/7/2020

CONFIRMED BY: JANE NIBUZI Designation PA Sign/Date JN 01/7/2020

REPUBLIC OF KENYA
MINISTRY OF LANDS AND PHYSICAL PLANNING
DEPOSIT 1112

F.O. 30

BANK RECONCILIATION REPORT AS AT 30TH JUNE 2020

		KSH.	CTS	KSH.	CTS
BANK BALANCE AS PER BANK STATEMENT				240,981,901.15	
Less :					
1	Payment in cashbook not in bank.		-		
2	Receipts in bank not in Cashbook		-		
	Sub-total		-		-
Add :					
3	Payment in Bank not in Cashbook		-		
4	Receipts in Cashbook not in bank		-		
	Sub-total		-		-
BANK BALANCE AS PER CASHBOOK				240,981,901.15	

"I certify that I have verified the Bank balance in the cash book with the Bank statement and that the above reconciliation is correct."

PREPARED BY: BIRUNDU R. Designation S/A Sign/Date Birundu 01/07/2020

VERIFIED BY: ROSEMARY OPDADO Designation P/A Sign/Date Wallude 01/07/2020

CONFIRMED BY: JANE MUKU Designation P/A Sign/Date J - 01/07/2020

Annex 7



MINISTRY OF LANDS AND PHYSICAL PLANNING

ASSETS REPORT F/YEAR 2019-2020

REGISTRY OFFICE GROUND FLOOR WING C

NO	ITEM DESCRIPTION	UNIT	QTY	UNIT PRICE	TOTAL
1	Desktop computers	No.	5	115,675	578,835
2	Work Station	No.	6	350,000	2,100,000
3	In –Out Tray	No.	3	3,700	7,400
4	Coffee Table	No.	6	48,400	290,400
5	4 Drawer Cabinet	No.	17	39,419	670,123
6	High back chair	No.	2	94700	189400
7	Visitors Chair	No.	27	32000	864000
8	Filing Racks	No.	56	23,500	1,316,000
9	Water Dispenser	No.	1	35851.70	35851.70
10	UPS	No.	2	11750	23500

GROUND FLOOR WING B

NO	ITEM DESCRIPTION	UNIT	QTY	UNIT PRICE	TOTAL
1	Desktop Computer	No.	38	112,675	4,281,650
2	Work Station	No.	45	350,000	15,750,000
3	In –Out Tray	No.	1	3,700	3,700
4	Coffee Table	No.	4	48,400	193,600
5	4 Drawer Cabinet	No.	16	39,419	630,704
6	High back chair	No.	18	94700	1704600
7	Visitors Chair	No.	24	32000	768000
8	Secretarial Chairs	No.	5	32000	160000
9	Water Dispenser	No.	1	35851.70	35851.70
11	Printer	No.	2	146,616.54	293,233.08
12	Microwave	No.	2	16344	32688
13	Typewriter	No.	1	11,000	11,000
14	Photocopying/Printer	No.	2	146,616.54	293,233.08
15	Dustbin	No.	2	1500	3000
16	Ups	No.	2	11750	23500

LAND RENT OFFICE GROUND FLOOR ROOM NOS 20/21/22 WING B

NO	ITEM DESCRIPTION	UNIT	QTY	UNIT PRICE	TOTAL
1	Desktop Computer	No.	7	115,675	809,725
2	Work Station	No.	8	350,000	2,800,000
3	Visitors Chair	No.	4	32000	128000
4	Secretarial Chairs	No.	1	32000	32000
5	Water Dispenser	No.	1	35851.70	35851.70
6	Printer	No.	2	146,616.54	293,233.08
7	Dustbin	No.	2	1500	3000
8	High back Chair	No.	2	94700	187400
9	UPS	No.	4	11,750	47,000

GROUND FLOOR CUSTOMER CARE/HUDUMA SERVICES

NO	ITEM DESCRIPTION	UNIT	QTY	UNIT PRICE	TOTAL
1	Desktop Computer	No.	16	115,675	1,850,800
2	Work Station	No.	17	350,000	5,950,000
3	Visitors Chair	No.	1	32000	32000
4	UPS	No.	4	11,750	47,000
5	Paper punch Giant	No.	2	2,525	5,050

GROUND FLOOR ROOM NOS 16/18/19 WING B

NO	ITEM DESCRIPTION	UNIT	QTY	UNIT PRICE	TOTAL
1	High back Chair	No.	1	94700	94700
2	Work Station	No.	4	350,000	1,400,000
3	Visitors Chair	No.	4	32000	128000
4	Stapler Giant	No.	1	6990	6990
5	Desktop Computer	No.	2	115675	231350
6	Paper punch medium	No.	2	1195	2390

RECORDS OFFICE GROUND FLOOR

NO.	ITEM DESCRIPTION	UNIT	QTY	UNIT PRICE	TOTAL
1.	In-Out tray	No	2	3,700	7,400
2.	Printers	No	2	146,616.54	293,233.08
3.	Staplers medium	No	2	5,400	10,800
4.	Dispenser	No	1	35851.70	35851.70
5.	Work stations(4phase)	No	5	350,000	1,750,000
6.	Desktop computers	No	13	115,675	1503775
7.	UPS	No	7	11,750	82250
8.	Scanner	No	7	25000	175000
9.	Microwave	No	1	16344	32688
10.	Paper punch Giant	No	1	2525	2525
11.	Office chairs	No	12	32000	384000
12.	High back office chair	No.	17	94700	1136400
13.	Work stations(4phase)	No	5	350,000	1,750,000
14.	Desktop computers	No	13	115,675	1503775

I.C.T OFFICE GROUND FLOOR WING: A

NO.	ITEM DESCRIPTION	UNIT	QTY	UNIT PRICE	TOTAL
1	HP Desktops	No	2	115675	231350
2	UPS	No	1	11700	11700
3	Office chair	No	1	32000	32000
4	Visitors chair	No	1	32000	32000
5	Steel arm chair	No	1	32000	32000
6	HP scanner jet	No	1	25000	25000
9	Office desk	No	1	485,000	485,000

BANKING HALL GROUND FLOOR

NO.	ITEM DESCRIPTION	UNIT	QTY	UNIT PRICE	TOTAL
1.	Office chairs	No.	54	32000	1728000
2.	Office desk	No.	2	485,000	970000
3.	Printer	No.	1	146,616.54	146,616.54
4.	Desktop	No.	2	115675	231350
5.	Dispenser	No.	2	35851.70	35851.70
6.	UPS	No.	2	11750	23500

DOCUMENT STORES GROUND FLOOR ROOM G8 WING C

NO.	ITEM DESCRIPTION	UNIT	QTY	UNIT PRICE	TOTAL
	Desktop computers	No	1	115675	115675
1	High back office chair	No	1	94700	94700
2	Dispenser	No	1	35851.70	35851.70
3	Calculator scientific	No	1	2,400	2,400
4	Stapler medium	No	1	5450	5450
5	Paper punch medium	No	1	1195	2390
6	Hanger coat	No	1	23000	23000
7	Presidential portrait	No	1	7,000	7,000
8	4 Drawer file cabinet	No	2	39,419	78,676
10	Visitors chairs	No	3	32,000	96,000

OFFICE: REGISTRY 5 BANKING HALL

NO.	ITEM DESCRIPTION	UNIT	QTY	UNIT PRICE	TOTAL
1.	4 Drawer cabinet	No	1	39,419	39,419
2.	Work station	No	1	350,000	350,000
3.	Office chairs	No	2	32000	64000
4.	Desktops	No	1	115675	115675
5.	UPS	No	1	11,750	11750

OFFICE: REGISTRY 6 BANKING HALL

NO.	ITEM DESCRIPTION	UNIT	QTY	UNIT PRICE	TOTAL
1.	Work station	No	1	350,000	350,000
2.	Office chairs	No	2	32000	64000
3.	Desktops	No	1	115675	115675

OFFICE: REGISTRY 7 BANKING HALL

NO.	ITEM DESCRIPTION	UNIT	QTY	UNIT PRICE	TOTAL
1.	Work station	No	1	350,000	350,000
2.	Office chairs	No	2	32,000	64,000
3.	Desktops	No	1	115675	115675

OFFICE: REGISTRY 8 BANKING HALL

NO.	ITEM DESCRIPTION	UNIT	QTY	UNIT PRICE	TOTAL
1.	Work station	No	1	350,000	350,000
2.	Office chairs	No	3	32,000	96,000
3.	Desktops	No	1	115675	115675
4.	In-Out tray	No	1	3,700	3,700

OFFICE: REGISTRY 9 BANKING HALL

NO.	ITEM DESCRIPTION	UNIT	QTY	UNIT PRICE	TOTAL
1.	Work station	No	1	350,000	350,000
2.	Office chairs	No	3	32000	96,000
3.	Desktops	No	1	115675	115675

OFFICE: REGISTRY 10 BANKING HALL

NO.	ITEM DESCRIPTION	UNIT	QTY	UNIT PRICE	TOTAL
1.	Work station	No	1	350,000	350,000
2.	Office chairs	No	3	32000	96000
3.	Desktops	No	1	115675	115675

OFFICE: REGISTRY 11 FLOOR: BANKING HALL

NO.	ITEM DESCRIPTION	UNIT	QTY	UNIT PRICE	TOTAL
1.	Work station	No	1	350,000	350,000
2.	Office chairs	No	2	32000	64000

OFFICE: REGISTRY 12 BANKING HALL

NO.	ITEM DESCRIPTION	UNIT	QTY	UNIT PRICE	TOTAL
1.	Work station	No	1	350,000	350,000
2.	Office chairs	No	2	32000	64000
3.	4 Drawer cabinet	No	1	39,419	39,419

OFFICE: REGISTRY 13 BANKING HALL

NO.	ITEM DESCRIPTION	UNIT	QTY	UNIT PRICE	TOTAL
1.	Work station	No	2	350,000	700,000
2.	Office chairs	No	3	32000	64000
3.	4 Drawer cabinet	No	1	39,419	39,419
4.	Printer	No	2	146,616.54	293,233.08
5.	Desktop	No	1	115675	115675

OFFICE: REGISTRY 15 BANKING HALL

NO.	ITEM DESCRIPTION	UNIT	QTY	UNIT PRICE	TOTAL
1.	Work station	No	1	350,000	350,000
2.	Office chairs	No	3	32000	96000
3.	UPS	No	1	11,750	11750
4.	Desktop	No	1	115675	115675

OFFICE: REGISTRY 16 BANKING HALL

NO.	ITEM DESCRIPTION	UNIT	QTY	UNIT PRICE	TOTAL
1.	Work station	No	1	350,000	350,000
2.	Office chairs	No	2	32000	64000
3.	UPS	No	1	11,750	11750
4.	Desktop	No	1	115675	115675

OFFICE: REGISTRY 18 BANKING HALL

NO.	ITEM DESCRIPTION	UNIT	QTY	UNIT PRICE	TOTAL
1.	Work station	No	1	350,000	350,000
2.					
3.	Desktop	No	1	115675	115675
4.	Office chair	No	1	32000	32000

OFFICE: REGISTRY 19 BANKING HALL

NO.	ITEM DESCRIPTION	UNIT	QTY	UNIT PRICE	TOTAL
1.	Work station	No	2	350,000	700,000
2.	Desktop	No	1	115675	115675
3.	Office chair	No	1	32000	32000
4.	UPS	No	1	11750	11750

OFFICE: REGISTRY 22 BANKING HALL

NO.	ITEM DESCRIPTION	UNIT	QTY	UNIT PRICE	TOTAL
1.	Work station	No	3	350,000	700,000
2.	Desktop	No	3	115675	347025

3.	Office chair	No	3	32000	96000
4.	UPS	No	3	11,750	35250

CLR OFFICE 1ST FLOOR ROOM 103 WING A

NO.	ITEM DESCRIPTION	UNIT	QTY	UNIT PRICE	TOTAL
1	Hp Printer	No	2	146,616.54	293,233.08
2	Microwave	No	1	16344	16344
3	Dispenser	No	2	35851.70	71703.40
4	Desktop computers	No	4	115675	462700
5	Executive chair	No	3	94700	284100
6	Visitor chair	No	2	32000	64000
8	Office desk	No	3	485,000	1455000
9	Secretarial chairs	No	2	32000	64000

SECOND FLOOR ROOM 217 WING A

NO.	ITEM DESCRIPTION	UNIT	QTY	UNIT PRICE	TOTAL
1	Office desk	No	4	485,000	1940000
2	Visitors chairs	No	2	32,000	64,000
3	Coffee table	No	1	48,400	48,400
4	Executive chair	No	2	94700	185400
5	TV	No	1	82500	82500
6	Desktops	No	5	115675	578375
7	Microwave	No	1	16344	16344

CHIEF STATE COUNSEL LEGAL DEPARTMENT OFFICE 2ND FLOOR:

ROOM 206 WING A

NO.	ITEM DESCRIPTION	UNIT	QTY	UNIT PRICE	TOTAL
1	Hp Printer	No	1	146,616.54	146,616.54
2	Shredder	No	1	145000	145000
3	Presidential portrait	No	1	7,000	7,000
4	Dispenser	No	1	35851.70	35851.70
5	Dell desktop	No	1	115675	115675
6	Executive chair	No	1	94700	94700
7	Visitor chair	No	2	32000	64000
8	Office desk	No	1	485,000	485,000

OFFICE: CHIEF STATE COUNSEL 2ND FLOOR ROOM 204-205

WING: A

NO	ITEM DESCRIPTION	UNIT	QTY	UNIT PRICE	TOTAL
1	Dispenser	No	1	35851.70	35851.70
2	HP Desktops	No	3	115675	231350
3	Office desk	No	2	485,000	970,000
4	HP printer	No	1	146,616.54	146,616.54
5	Office chairs	No	1	32000	64000
6	Coffee table	No	1	48,400	48,400
7	Visitors chairs	No	5	32,000	160,000
8	Executive chair	No	1	94700	94700
13	Microwave	No	1	16344	16344
14	TV stand	No	1	22300	22300
15	Printer	No	1	146,616.54	146,616.54
16	Flat screen TV	No	1	82500	82500

OFFICE 2nd FLOOR ROOM 217

NO.	ITEM DESCRIPTION	UNIT	QTY	UNIT PRICE	TOTAL
1	Office desk	No.	4	485,000	1,940,000
2	Visitors chairs	No.	2	32,000	64,000
3	TV	No.	1	82500	82500
4	Desktops	No.	5	115675	341025
5	Microwave	No.	1	16344	16344
6	Coffee table	No.	1	48,400	48,400

2nd FLOOR ROOM NO 202 WING A

NO	ITEM DESCRIPTION	UNIT	QTY	UNIT PRICE	TOTAL
1	Conference table	No	1	132,000	
2	Executive chair	No	12	78200	938400
3	4 Drawer File cabinet	No	2	39,419	78,838
4	LG Microwave	No	1	16344	16344
5	Office desk	No	2	485,000	970,000
6	HP printer	No	1	146,616.54	146,616.54
7	Steel chair with arms	No	2	32000	64000
11	APC backups 650	No	2	11,750	23500
12	Coffee table	No	1	48,400	48,400
13	Samsung Flat screen	No	1	82500	82500
14	Visitors chair	No	2	32000	64000
15	HP desktops	No	3	115675	347025
16	Computer table		2	21,200	42,400
17	Secretarial chair	No	1	32000	32000
18	Presidential portrait	No	2	7,000	14,000

19	4 Drawer TV cabinet	No	1	37500	37500
20	Hp scanner jet	No	1	25000	25000

VALUATION OFFICE 3RD FLR WING C

NO	ITEM DESCRIPTION	UNIT	QTY	UNIT PRICE	TOTAL
1	Ups	No	7	11,750	82250
2	Work station	No	37	350,000	12,950,000
3	Water dispenser	No	1	35851.70	35851.70
4	Visitors chair	No	22	32000	704,000
5	4 drawer filling cabinet	No	4	39,419	157,676
6	Secretarial chairs	No	12	32000	384000

SECRETARY'S OFFICE VALUATION 3RD FLOOR ROOM 302

NO	ITEM DESCRIPTION	UNIT	QTY	UNIT PRICE	TOTAL
1	Computer Desktop	No.	3	115675	347025
2	Printer	No.	4	146,616.54	586,466.16
3	Secretarial Chair	No.	5	32000	160000
4	Ups	No.	2	11,750	23500
5	Work Station	No.	2	350,000	700,000
6	In -Out Tray	No.	2	3700	7400
7	Visitors Chair	No.	5	32000	160000
8	4 Drawer Cabinet	No.	6	39,419	236,554
9	Executive Chair	No.	2	94700	185400
10	Stapler medium	No.	2	5440	10880

VALUATION OFFICE 3RD FLOOR WING C

NO	ITEM DESCRIPTION	UNIT	QTY	UNIT PRICE	TOTAL
1	Ups	No	7	11,750	82250
2	Work station	No	37	350,000	12,950,000
3	Water dispenser	No	1	35851.70	35851.70
4	Visitors chair	No	22	32000	704,000
5	4 drawer filling cabinet	No	4	39,419	157,676
6	Secretarial chairs	No	12	32000	384000

LEGAL DEPARTMENT OFFICE 4TH FLOOR

NO.	ITEM DESCRIPTION	UNIT	QTY	UNIT PRICE	TOTAL
1	Desktop Computer	No.	8	115675	925400
2	Coat hunger	No.	1	23,000	23,000
3	Visitors chair	No.	6	32000	192000
4	Work Station	No.	12	350,000	4,200,000
5	4 drawer filling cabinet	No.	1	39,419	39,419
6	In-out-tray	No.	2	3,700	7,400
7	UPS	No.	4	11,750	47000
8	Secretarial chair	No.	7	32000	224000
9	Dust bin	No.	2	1500	3000
10	Executive chairs	No.	3	78,200	234,600
11	Stapler giant	No.	3	6990	20970

LAND ADMINISTRATION 4TH FLOOR MR. OMBIMA WING C

No	Item description	Unit	QTY	UNIT PRICE	TOTAL
1	Desktop Computer	No.	3	115675	347025
2	Paper punch	No.	2	1195	2390
3	Visitors chair	No.	2	32,000	64,000
4	Work Station	No.	2	350,000	700,000
5	4 drawer filling cabinet	No.	1	39,419	39,419
6	Dust bin	No.	2	1500	3000
7	Executive chairs	No.	5	78,200	391,000
8	Stapler medium	No.	3	5440	16320
9	Printer	No.	2	146,616.54	293,233.08
10	Typewriter	No.	1	11,000	11,000
11	Coat hunger	No.	1	23,000	23,000
12	Shredder	No.	1	145000	145000
13	Water dispenser	No.	1	35851.70	35851.70

LAND ADMINISTRATION 4TH FLOOR WNG C

NO	ITEM DESCRIPTION	UNIT	QTY	UNIT PRICE	TOTAL
1	Secretarial chairs	No	12	32000	384000
2	Desktop computers	No	53	115675	6130775
3	Work station	No	37	350,000	12,950,000
4	Water dispenser	No	1	35851.70	35851.70
5	Visitors chair	No	22	32,000	704,000
6	4 drawer filling cabinet	No	4	39,419	157,676
15	Dust bin	No	1	1500	1500

PHYSICAL PLANNERS OFFICE 5TH FLOOR. ROOM 524 WING C

NO.	ITEM DESCRIPTION	UNIT	QTY	UNIT PRICE	TOTAL
1.	Computer desktop	No.	4	115675	462700
2.	Secretarial Chair	No.	1	32000	32000
3.	UPS	No.	2	11,750	23500
4.	4 drawer filling cabinet	No.	1	39,419	39,419
5.	Work Station	No.	4	350,000	1,400,000
6.	In-out-tray	No.	1	3,700	3,700
7.	Printer	No.	1	146,616.54	146,616.54
8.	Executive chair	No.	4	94700	378800
9.	Scanner	No.	1	32000	32000
10.	Visitors chair	No.	1	32000	32000

PRINCIPAL PHYSICAL PLANNER OFFICE 5TH FLOOR. ROOM 521 WING C

NO	ITEM DESCRIPTION	UNIT	QTY	UNIT PRICE	TOTAL
1	Computer desktop	No.	2	115675	231350
2	4 drawer filling cabinet	No.	1	39,419	39,419
3	UPS	No.	1	11,750	11750
4	Executive Chair	No.	1	94700	94700
5	Visitors chair	No.	1	32000	32000

DRAWERS OFFICE 5TH FLOOR. ROOM 522 A WING C

NO.	ITEM DESCRIPTION	UNIT	QTY	UNIT PRICE	TOTAL
1	Computer desktop	No.	5	115675	578375
2	Printer	No.	1	146,616.54	146,616.54
3	Water Dispenser	No.	1	35851.70	35851.70
5	Executive Chair	No.	1	94700	94700
6	Visitors chair	No.	7	32000	224000
7	4 drawer filling cabinet	No.	1	39,419	39,419

PHYSICAL PLANNERS OFFICE 5TH FLOOR. ROOM 521 WING C

NO	ITEM DESCRIPTION	UNIT	QTY	UNIT PRICE	TOTAL
1	4 drawer filling cabinet	No.	16	39,419	630,704
2	Executive Chair	No.	2	94700	185400
3	Visitors chair	No.	1	32000	32000
4	Scanner	No.	1	25000	25000
5	Stapler medium	No.	1	5440	5440

PHYSICAL PLANNERS/REGISTRY 5TH FLOOR WING C

NO	ITEM DESCRIPTION	UNIT	QTY	UNIT PRICE	TOTAL
1	Visitors chair	No.	3	32000	96000
2	4 drawer filling cabinet	No.	6	39,419	236,514
3	Computer desktop	No.	2	115675	231350
4	Stapler medium	No.	1	5440	5440
5	Work Station	No.	3	350,000	1,050,000
6	TV Set	No.	1	82,500	82,500
7	Wooden Table	No.	2	82500	165000
8	UPS	No.	1	11,750	11750
9	In-out-tray	No.	1	3,700	3,700
10	Secretarial Chairs	No.	4	32000	128000

PHYSICAL PLANNERS OFFICE 5TH FLOOR ROOM 517 WING B

NO.	ITEM DESCRIPTION	UNIT	QTY	UNIT PRICE	TOTAL
1	Computer desktop	No.	2	115675	231350
2	Work Station	No.	2	350,000	700,000
3	Visitors chair	No.	4	32000	128000
4	4 drawer filling cabinet	No.	1	39,419	39,419

PHYSICAL PLANNERS OFFICE 5TH FLOOR ROOM 516 WING B

NO.	ITEM DESCRIPTION	UNIT	QTY	UNIT PRICE	TOTAL
1	Computer desktop	No.	3	115675	347025
2	Visitors chair	No.	4	32000	128000
3	Work Station	No.	3	350,000	1,050,000
4	4 drawer filling cabinet	No.	2	39,419	78,838
5	Stapler medium	No.	2	5440	10880
6	Secretarial Chair	No.	2	32000	32000
7	In-out-tray	No.	2	3,700	7,400

ASST DIRECTOR PHYSICAL PLANNING OFFICE 5TH FLOOR ROOM 515 WING B

NO.	ITEM DESCRIPTION	UNIT	QTY	UNIT PRICE	TOTAL
1	Desktop Computer	No.	2	115675	231350
2	Paper punch	No.	1	1195	1195
3	Visitors chair	No.	5	32000	160000
4	Work Station	No.	4	350,000	1,400,000
5	4 drawer filling cabinet	No.	3	39,419	118,257
6	In-out-tray	No.	1	3,700	3,700
7	Stapler medium	No.	2	5440	10880
8	Secretarial Chair	No.	2	32000	64000
9	In-out-tray	No.	2	3,700	7,400
10	Printer	No.	1	146,616.54	146,616.54
11	Executive chairs	No.	2	78200	156400
12	Stapler giant	No.	1	6,990	6,990

SENIOR PHYSICAL PLANNER OFFICE 5TH FLOOR ROOM 513 WING B

NO.	ITEM DESCRIPTION	UNIT	QTY	UNIT PRICE	TOTAL
1	Desktop Computer	No.	4	115675	462700
2	Paper punch	No.	1	1195	1195
3	Visitors chair	No.	5	32000	160000
4	Work Station	No.	5	350,000	1,750,000
5	4 drawer filling cabinet	No.	2	39,419	78,838
6	In-out-tray	No.	2	3,700	7,400

7	Stapler medium	No.	1	5450	5450
8	UPS	No.	1	11,750	11750
9	Printer	No.	2	146,616.54	293,233.08
10	Water dispenser	No.	1	35851.70	35851.70
11	Executive chairs	No.	1	78200	78200

SENIOR DEP. DIRECTOR PHYSICAL PLANNING 5TH FLOOR ROOM 502 WING A

NO.	ITEM DESCRIPTION	UNIT	QTY	UNIT PRICE	TOTAL
1	Computer desktop	No.	2	115675	231350
2	4 drawer filling cabinet	No.	2	39,419	78,838
3	UPS	No.	2	11,750	23500
4	Scanner	No.	1	25000	25000
5	Printer	No.	1	146,616.54	146,616.54
6	Work station	No.	1	350,000	350,000
7	Water dispenser	No.	1	35851.70	35851.70
8	Executive chair	No.	1	78200	78200
9	Dust bin	No.	1	1500	1500
10	Visitors chair	No.	2	32000	64000
11	In-out tray	No.	1	3,700	3,700
12	Coat hunger	No.	1	23,000	23,000

DEP. DIRECTOR PHYSICAL PLANNING SECRETARY'S OFFICE 5TH FLOOR ROOM 502 WING A

NO.	ITEM DESCRIPTION	UNIT	QTY	UNIT PRICE	TOTAL
1	Desktop Computer	No.	2	115675	231350
2	Paper punch medium	No.	2	1195	2390
3	Visitors chair	No.	2	32000	64000
4	Work Station	No.	1	350,000	350,000
5	4 drawer filling cabinet	No.	2	39,419	78,838
6	Executive chairs	No.	2	78200	156400
7	UPS	No.	1	11,750	11750
8	Secretarial chair	No.	1	32000	32000
9	Printer	No.	2	146,616.54	293,233.08

DIRECTOR PHYSICAL PLANNING 5TH FLOOR ROOM 502 WING A

NO.	ITEM DESCRIPTION	UNIT	QTY	UNIT PRICE	TOTAL
1	Desktop Computer	No.	2	115675	231350
2	Visitors chair	No.	3	32000	96000
3	Work Station	No.	1	350,000	350,000
4	4 drawer filling cabinet	No.	4	39,419	157,676
5	Coat hunger	No.	1	23,000	23,000
6	Executive chairs	No.	1	78200	
7	Water dispenser	No.	1	35851.70	35851.70
8	In-out tray	No.	1	3,700	3,700

SENIOR ASST. DIR. PHYSICAL PLANNING 5TH FLOOR ROOM 510 WING A

NO.	ITEM DESCRIPTION	UNIT	QTY	UNIT PRICE	TOTAL
1	Computer desktop	No.	3	115675	347025
2	Secretarial chairs	No.	1	32000	32000
3	Paper punch medium	No.	2	1195	2390
4	Stapler medium	No.	1	5450	5450
5	Printer	No.	1	146,616.54	146,616.54
6	Executive chair	No.	2	94700	189400
7	Work station	No.	2	350,000	700,000
8	Dust bin	No.	2	1500	3000
9	In-out tray	No.	2	3,700	7,400
10	4 drawer filling cabinet	No.	1	39,419	39,419
11	Visitors chair	No.	4	32000	128000

DEP. DIRECTOR PHYSICAL PLANNING SECRETARY'S OFFICE 5TH FLOOR

NO.	ITEM DESCRIPTION	UNIT	QTY	UNIT PRICE	TOTAL
1	Desktop Computer	No.	4	115675	462700
2	Paper punch medium	No.	2	1195	2390
3	Visitors chair	No.	6	32000	192000
4	Work Station	No.	2	350,000	700,000
5	4 drawer filling cabinet	No.	3	39,419	118,257
7	UPS	No.	4	11,750	47000
8	Secretarial chair	No.	2	32000	64000
9	Dust bin	No.	2	1500	3000
10	Executive chairs	No.	3	78200	234600

11	Printer	No.	4	146,616.54	586,466.16
12	Stapler medium	No.	2	5450	10900
13	Coat hunger	No.	1	23,000	23,000

LAND ADJUDICATION RECORDS SEVENTH FLOOR ROOM 706WING

A

NO	ITEM DESCRIPTION	UNIT	QTY	UNIT PRICE	TOTAL
1	Office desk	No	11	485,000	53,350,000
2	Executive chairs	No	7	78200	547400
3	Desktops	No	3	115675	357025
4	Chairs with arm	No	7	32000	224000
5	Fireproof filing cabinet	No	1	295,000	295,000
6	Secretarial; chair	No	1	32000	32000
7	UPS	No	3	11750	35250
8	Water dispenser	No	1	35851.70	35851.70
9	Hp Printers	No	4	146,616.54	586466.56

LEGAL UNIT SETTLEMENT SEVENTH FLOOR DOCUMENTATION

ROOMWING A

NO	DESCRIPTION	UNIT	QTY	UNIT PRICE	TOTAL
1	Executive chairs	NO	1	78200	78200
2	Steel chair	NO	2	32000	64000
3	Printer	NO	2	146,616.54	293233.08
4	Desktop computers	NO	1	115675	115675
5	UPS	NO	2	11750	23500
6	Office desk	NO	2	485,000	970,000
7	4drawer filing cabinet	NO	2	30000	60000

8	Chair without arms	NO	2	32000	64000
9	Secretarial chairs	NO	1	32000	32000

PROCUREMENT SEVENTH FLOOR ROOM 703 WING A

NO	DESCRIPTION	UNIT	QTY	UNIT PRICE	TOTAL
1	Office desk	NO	9	485,000	4,365,000
2	Visitors chair	NO	7	32000	224000
3	Steel chair with no arms	NO	1	32000	32000
4	Water dispenser	NO	2	35851.70	71703.40
5	4 drawer file cabinet	NO	4	39,419	157,676
6	4 drawer fire proof filing cabinet	NO	1		
7	HP desktops computer	NO	7	115675	809725
8	HP printer	NO	3	146,616.54	439,849.62
9	Microwave	NO	1	16344	16344
10	Fellowes paper shredder	NO	1	145000	145000
11	Digitex UPS	NO	5	11750	58750

SETTLEMENT DOCUMENTATION SEVENTH FLOOR ROOM 702

WING;A

NO	DESCRIPTION	UNIT	QTY	UNIT PRICE	TOTAL
1	Executive chair	NO	2	94800	189600
2	Steel chairs with arms	NO	3	32000	96000
3	4drawer filing cabinet	NO	1	30000	30000

4	Desk top computers	NO	1	115675	115675
5	Printer Lexmark	NO	1	146,616.54	146,616.54

SETTLEMENT LEGAL OFFICE SEVENTH FLOOR ROOM NO.700

WING;A

NO	DESCRIPTION	UNIT	QTY	UNIT PRICE	TOTAL
1	4Drawer Cabinets	NO	1	30,000	30,000
2	Microwave	NO	1	16344	16344
3	Fireproof cabinet	NO	1	295,000	295,000
4	Executive chairs	NO	1	78200	78200
5	Coffee table	NO	1	48,400	48,400
6	Desktop	NO	2	115675	231350
7	UPS	NO	2	11750	23500
8	Electric typewriter	NO	1	11,000	11,000
9	Printer	NO	1	146,616.54	146,616.54
10	Wooden chairs	NO	3	7000	21000
11	Steel chairs	NO	1	10,300	10,300

LAND ADJUDICATION REGISTRY SEVENTHFLOOR ROOM; NO.701

WING;A

S/NO	DESCRIPTION	UNIT	QTY	UNIT PRICE	TOTAL
1	Storage racks	NO	33	23500	775500
2	Chair with no arms	NO	1	32000	32000

RECORD SETTLEMENT SEVENTH FLOOR ROOM 711 WING; A

NO	DESCRIPTION	UNIT	QTY	UNIT PRICE	TOTAL
1	Office desk	NO	5	485,000	2,425,000
2	Executive office chair	NO	2	94700	189400
3	Drawing chair	NO	1	56000	56000
4	4Drawer steel fire proof filing cabinet	NO	1	295,000	295,000
5	4drawer steel file cabinet	NO	6	30,000	180,000
6	Desk top computer	NO	3	115675	347025
7	HP Printer	NO	3	146,616.54	439,849.62
8	Printer stand	NO	1	146,616.54	146,616.54
9	UPS	NO	2	11750	23500
10	Wooden chair with arms	NO	2	32000	64000
11	Steel chair with arms	NO	6	32000	192000
12	Secretarial chair	NO	2	32000	64000

ICT INVENTORY SEVENTH FLOOR ROOM; NO 717 WING;B

NO	DESCRIPTION	UNIT	QTY	UNIT PRICE	TOTAL
1	Working station	NO	2	35000	700000
2	scanner	NO	1	25000	25000
3	printer	NO	1	146,616.54	146,616.54
4	UPS	NO	2	11750	23500
5	Desktop computer	NO	2	115675	231350
6	Executive chairs	NO	2	78200	156400
8	Dust bin	NO	1	1500	1500
9	4drawer filing cabinet	NO	1	30000	30000

INVENTORY SEVENTH FLOOR ROOM; NO 716 WING; B

NO	DESCRIPTION	UNIT	QTY	UNIT PRICE	TOTAL
----	-------------	------	-----	------------	-------

1	Working station	NO	2	35000	700000
3	High back chairs	NO	2	94700	189400
4	Steel chair with hands	NO	2	32000	64000
6	Microwave	NO	1	16344	16344
7	Scanner	NO	1	25000	25000
8	Desk top computers	NO	2	115675	231350
9	Printer	NO	1	146,616.54	146,616.54
10	UPS	NO	1	11750	11750
11	Dustbin	NO	1	1500	1500

ICT INVENTORY SEVENTH FLOOR ROOM; NO 715 WING;B

N O	DESCRIPTION	UNIT	QTY	UNIT PRICE	TOTAL
1	Working station	NO	2	350000	700000
3	4drawer filing cabinet	NO	1	30000	30000
4	High back executive chairs	NO	2	94700	189400
6	Steel chair with arms	NO	1	32000	32000
7	Wood chair with arms	NO	1	32000	32000
8	Scanner	NO	1	25000	25000
9	Desktop computer	NO	2	115675	231350
10	printers	NO	1	146,616.54	146,616.54
11	UPS	NO	2	11750	23500

ICT HEAD INVENTORY SEVENTH FLOOR ROOM; NO 719 WING;B

NO	DESCRIPTION	UNIT	QTY	UNIT PRICE	TOTAL
1	Round glass coffee	NO	1	48,400	48,400
2	Coffee table	NO	1	48,400	48,400
3	Visitors chair	NO	3	32000	96000
4	Coat hunger	NO	1	23,000	23,000

5	Office desk	NO	1	485,000	485,000
6	Executive chair	NO	1	94700	94700
7	Water dispenser	NO	1	35851.70	35851.70
8	TV stand	NO	1	22,300	
9	Printer	NO	1	146,616.54	439,849.62
10	Scanner	NO	1	25000	25000
11	UPS	NO	1	11750	11750
12	Desktop computer	NO	1	115675	115675
13	shredder	NO	1	145000	145000

ICT HEAD SECRETARY INVENTORY SEVENTH FLOOR ROOM; NO 719 WING;B

NO	DESCRIPTION	UNIT	QTY	UNIT PRICE	TOTAL
1	Fridge	NO	1	55,000	55000
2	Secretary desk	NO	1	32000	32000
3	Chair with arms	NO	3	32000	96000
4	Dust bin	NO	1	1500	1500
5	Desktop computer	NO	1	115675	115675
6	Printer	NO	1	146,616.54	146,616.54
7	Secretarial chair	NO	1	32000	32000

OFFICE : FRONT OFFICE CHIEF LAND ADJ.SETTLEMENT OFFICER FLOOR 8TH (807) WING A

NO	ITEM DESCRIPTION	UNIT	QTY	UNIT PRICE	TOTAL
1	Secretarial chairs	No.	3	32000	96000
2	Steel chair with arms	No.	1	32000	32000
3	Visitors chair	No.	1	32000	32000

4	Desktop computer	No.	2	115675	231350
5	Printer	No.	2	146616.54	293233.08
6	4 drawer filing cabinet	No.	1	39,419	39,419
7	UPS	No.	1	11750	11750

OFFICE : MR. WAITHAKAS SECRETARY 8TH FLOOR WING A

NO.	ITEM DESCRIPTION	UNIT	QTY	UNIT PRICE	TOTAL
1	Desktop computer	No.	2	115675	231350
2	Printer	No.	1	146,616.54	146,616.54
3	Secretarial chairs	No.	3	32000	96000
5	Microwave	No.	1	16344	16344
6	Steel chair with arms	No.	3	32000	96000
7	Presidential portrait	No.	1	7,000	7,000
8	4 drawer filing cabinet	No.	1	39,419	39,419

OFFICE: SECRET REGISTRY ROOM 805 8TH FLOOR WING A

NO.	ITEM DESCRIPTION	UNIT	QTY	UNIT PRICE	TOTAL
1.	Desktop Computer	No.	1	115675	115675
2.	4 Drawer Filling Cabinet	No.	23	39,419	906,637
3.	Printer	No.	1	146,616.54	146,616.54
4.	Office Desk	No.	2	485,000	970,000
5.	Steel Chair With Arms	No.	1	32000	32000
6.	Executive Chair	No.	1	94700	94700
7.	Office Desk	No.	2	485,000	970,000

OFFICE: DIRECTOR OF LANDS 8TH FLOOR ROOM 801 WING A

NO.	ITEM DESCRIPTION	UNIT	QTY	UNIT PRICE	TOTAL
1.	Bamba Decoder	No.	1	6,000	6,000
2.	Office Desk	No.	2	485,000	970,000
3.	Desktop Computer	No.	4	115675	462700
4.	Printer	No.	4	146,616.54	586,466.16
5.	Shredder	No.	2	145000	290000
6.	UPS	No.	1	11750	11750
7.	4 Drawer Filling Cabinet	No.	1	39,419	39,419
8.	Trolley	No.	1	78,650	78,650

9.	Water Dispenser	No.	2	35851.70	71703.40
10.	Executive Chair High Back	No.	1	94700	94700
11.	Visitors Chair	No.	2	33,000	66,000
12.	Coffee Table	No.	2	48,400	96,800
13.	Flat Screen TV Set	No.	1	82,500	82,500
14.	TV Stand	No.	1	22,300	22,300

OFFICE: CENTRAL PLANNING UNIT FLOOR 9TH WING C ROOM 913

NO	ITEM DESCRIPTION	UNIT	QTY	UNIT PRICE	TOTAL
1	Desktop Computer	No.	2	115675	231350
2	Office Desk	No.	2	485,000	970,000
3	Steel Chair With Arms	No.	7	32000	224000
4	UPS	No.	2	11750	23500
5	High Back Chair	No.	2	72,000	144,000
6	Coffee Table	No.	2	48,400	96,800
7	Printer	No.	1	146,616.54	146,616.54

OFFICE: TRANSPORT 9TH FLOOR WING C

NO	ITEM DESCRIPTION	UNIT	QTY	UNIT PRICE	TOTAL
1	Desktop computer	No.	3	115675	347025
2	Printer	No.	2	146,616.54	296,616.08
3	Executive chair	No.	2	94700	
4	Steel chairs with arms	No.	3	10300	30900
5	Steel cabinet	No.	3	25,500	25,000
6	TV	No.	1	82,500	82,500

OFFICE: ICT: FLOOR 9TH ROOM 915 WING B

NO.	ITEM DESCRIPTION	UNIT	QTY	UNIT PRICE	TOTAL
1	Desktop Computer	No.	2	115675	231350
2	Printer	No.	1	146,616.54	146,616.54

4	Executive Chair	No.	2	94700	189400
5	Computer Table	No.	1	21200	21200
6	Office Desk	No.	1	485,000	485,000

OFFICE: M.I KAGWE 9TH FLOOR ROOM 921 WING C

NO.	ITEM DESCRIPTION	UNIT	QTY	UNIT PRICE	TOTAL
1.	Desktop Computer	No.	1	115675	115675
2.	Printer	No.	1	146,616.54	146,616.54
3.	Steel Chair With Arms	No.	5	32000	160000
4.	UPS	No.	1	11750	11750
5.	Office Desk	No.	1	485,000	485,000
6.	Presidential Portrait	No.	1	7,000	7,000

OFFICE:LAND FINANCE UNIT 9TH FLOOR WING C

NO.	ITEM DESCRIPTION	UNIT	QTY	UNIT PRICE	TOTAL
1	Office Desk	No.	1	485,000	485,000
2	Desktop Computer	No.	1	115675	115675
4	Executive Chair	No.	2	94700	189400
5	Steel chair W/A	No.	1	32000	32000
7	Printer	No.	1	146,616.54	146,616.54
8	Shredder	No.	1	145000	145000
9	Presidential Potrait	No.	1	7,000	7,000
10	Steel Chair W/O Arms	No.	1	32000	32000

OFFICE: PRINCIPAL FINANCE OFFICER KIMATHI NKAMBU 9TH FLOOR WING B

NO.	ITEM DESCRIPTION	UNIT	QTY	UNIT PRICE	TOTAL
1	Office desk	No.	1	485,000	485,000
2	Printer	No.	1	146,616.54	146,616.54
3	Desktop	No.	1	115675	115675
4	Ups	No.	1	11750	11750
5	In-out-tray	No.	2	3,700	7,400
6	Visitors chair	No.	1	32000	32000
7	Executive chair	No.	1	94700	94700

OFFICE: SENIOR FINANCE OFFICER EZEKIEL OMARI 9TH FLOOR WING B

NO.	ITEM DESCRIPTION	UNIT	QTY	UNIT PRICE	TOTAL
1	Desktop Computer	No.	1	115675	115675
2	Office Desk	No.	1	485,000	485,000
3	UPS	No.	1	11750	11750
4	Dispenser	No.	1	35851.70	35851.70
5	Executive Chair	No.	1	94700	94700
6	Visitors Chair	No.	1	32000	32000
7	In-Out-Tray	No.	2	3,700	7,400
8	Presidential Portrait	No.	1	7,000	7,000

OFFICE: CASH OFFICE (SFT)SETTLEMENT 9TH FLOOR WING B

NO.	ITEM DESCRIPTION	UNIT	QTY	UNIT PRICE	TOTAL
1	Desktop Computer	No.	1	115675	115675
2	Executive Chair	No.	3	94700	284100
3	UPS	No.	1	11750	11750
4	Printer	No.	1	146,616.54	146,616.54
5	Office Chair	No.	1	32000	32000
6	Microwave	No.	1	16344	16344
7	Water Dispenser	No.	1	35851.70	35851.70
8	In-Out-Tray	No.	2	3,700	7,400
9	Presidential Portrait	No.	1	7,000	7,000

OFFICE:ASSISTANT DIRECTOR LANDS ADJ. AND SETTLEMENT 9TH ROOM 922FLOOR WING C

NO.	ITEM DESCRIPTION	UNIT	QTY	UNIT PRICE	TOTAL
1.	Office Desk	No.	1	485,000	485,000
2.	Steel Chair With Arms	No.	4	32000	128000
3.	Desktop Computer	No.	1	115675	115675
4.	Printer	No.	1	146,616.54	146,616.54
5.	Water Dispenser	No.	1	35851.70	35851.70
6.	UPS	No.	1	11750	11750
7.	Presidential Portrait	No.	1	7,000	7,000

OFFICE: ROOM 921FLOOR 9TH WING C

NO.	ITEM DESCRIPTION	UNIT	QTY	UNIT PRICE	TOTAL
1	Office desk	No.	3	485,000	1,455,000
2	Printer table	No.	1	35,700	35,700
3	Executive chair	No.	1	94700	94700
4	Secretarial chair	No.	2	32000	64000
5	Desktop computer	No.	2	115675	231350
6	Steel chair with arms	No.	2	32000	32000
7	Wooden chairs with arms	No.	3	7000	21000
8	Printer	No.	2	146,616.54	296,616.08
9	4 drawer filing cabinet	No.	2	39,419	78,676

OFFICE: LAND FINANCE UNIT 9TH FLOOR WING C

No.	Item description	unit	QTY	UNIT PRICE	TOTAL
1	Office desk	No.	1	485,000	485,000
2	Executive chair	No.	2	94700	189400
3	Steel chair W/A	No.	1	32000	32000
4	Printer	No.	1	146,616.54	146,616.54
5	Shredder	No.	1	145000	145000
6	Presidential portrait	No.	1	7,000	7,000
7	Steel chair	No.	1	32000	32000

9TH FLOOR ROOM 906

NO.	ITEM DESCRIPTION	UNIT	QTY	UNIT PRICE	TOTAL
1	Desktop computer	No.	1	115675	115675
2	Executive chair	No.	1	947000	94700
3	Steel chair W/A	No.	3	32000	96000
4	Printer	No.	1	146,616.54	146,616.54
5	4 drawers filing cabinet	No.	3	39,419	118,257

OFFICE: YOUTH AND GENDER 9TH FLOOR WING C

NO.	ITEM DESCRIPTION	UNIT	QTY	UNIT PRICE	TOTAL
1	Desktop	No.	1	115675	115675
2	Office Desk	No.	1	485,000	485,000
3	Presidential Portrait	No.	1	7000	7000
4	Visitors Chair	No.	1	32000	32000
5	Executive Chair	No.	1	94700	94700

SECRETARIAT PUBLIC COMPLAINTS & RESOLUTION 9TH FLOOR WING C

NO	ITEM DESCRIPTION	UNIT	QTY	UNIT PRICE	TOTAL
----	------------------	------	-----	------------	-------

.					
1.	Desktop Computer	No.	2	115675	231350
2.	Printer	No.	1	146,616.54	146,616.54
3.	Water Dispenser	No.	1	35851.70	35851.70
4.	Microwave	No.	1	16344	16344
5.	Coffee Table	No.	1	48,400	48,400
6.	Presidential Portrait	No.	1	7,000	7,000

OFFICE: PERSONNEL REGISTRY 9TH FLOOR ROOM 908 WING A

NO	ITEM DESCRIPTION	UNIT	QTY	UNIT PRICE	TOTAL
1	Office desk	No.	6	485,000	2910000
2	Water dispenser	No.	1	35851.70	35851.70
3	Steel chair with arms	No.	6	32000	192000
4	Executive chair	No.	1	94700	94700
5	4 drawer filling cabinet	No.	4	39,419	157,676
6	Printer	No.	2	146,616.54	296,616.08
7	Desktop computer	No.	1	115675	115675
8	Fridge	No.	1	55,000	55,000

OFFICE: SCM IFMIS 10TH FLOOR 1018 WING B

NO.	ITEM DESCRIPTION	UNIT	QTY	UNIT PRICE	TOTAL
1	Desktop Computer	No.	7	115675	809725
2	Shredder	No.	1	145000	145000
3	4 Drawer Fireproof Cabinet	No.	1	295,000	295,000
4	2 Drawer Fireproof Cabinet	No.	1	179000	179000
5	Executive Chairs	No.	4	78200	312800
6	UPS	No.	4	11750	47000
7	Printers	No.	3	146,616.54	439,849.62
8	Racks	No.	2	23,500	47,000
9	Computer Table	No.	1	21,200	21,200
10	Wall Clock	No.	1	3,200	3,200
11	4 Drawer Fireproof Cabinet	No.	1	295,000	295,000

OFFICE: CSMO 10TH FLOOR WING C

NO	ITEM DESCRIPTION	UNIT	QTY	UNIT PRICE	TOTAL
1.	Desk Top Computers	No.	2	485,000	970,000
2	Computer Table	No.	1	21200	21200
3	4 drawer fire proof filling cabinet	No.	1	30,000	30,000
4	Coat Hunger	No.	1	23,000	23,000
5	Water dispenser	No.	1	35851.70	35851.70
6	UPS	No.	1	11750	11750
7	Visitors Chair	No.	3	32000	96000
8	Coffee table glass	No.	1	48,400	48,400
9	Coffee table wood	No.	1	48,400	48,400
10	Printer	No.	1	146,616.54	146,616.54
11	Shredder	No.	1	145000	145000

OFFICE: ACCOUNTS REGISTRY 10TH FLOOR WING B

NO.	ITEM DESCRIPTION	UNIT	QTY	UNIT PRICE	TOTAL
1	Desktop Computer	No.	2	115675	231350
2	Executive Chair	No.	2	94700	189400
3	Chairs	No.	2	32000	64000
4	Printer	No.	1	146,616.54	146,616.54
5	Punching Machine medium	No.	2	1195	2390
6	Waste bin	No.	1	1500	1500

OFFICE: REVENUE 1017 10TH FLOOR WING B

NO.	ITEM DESCRIPTION	UNIT	QTY	UNIT PRICE	TOTAL
1	Desktop Computer	No.	4	115675	462700
2	Office Desk	No.	4	485,000	1,940,000
3	4 Drawer Filling Cabinet	No.	3	39,419	118,257
4	Executive Chair	No.	1	94700	94700
5	Office Chairs	No.	2	32000	64000
6	UPS	No.	1	11750	11750
7	Coat Hanger	No.	1	23000	23000
8	Visitors Chairs	No.	2	32,000	64,000
9	Shredder	No.	1	145000	145000
10	Printer	No.	2	146,616.54	296,616.08

OFFICE: ACCOUNTING 1019 10TH FLOOR WING B

NO.	ITEM DESCRIPTION	UNIT	QTY	UNIT PRICE	TOTAL
-----	------------------	------	-----	------------	-------

1	Desktop Computer	No.	5	115675	578375
2	Office Desk	No.	5	485,000	2,425,000
3	Executive Chairs	No.	5	78200	391000
4	In-Out-Trays	No.	1	3,700	3,700
5	UPS	No.	2	11750	23500
6	Visitors Chair	No.	2	32000	64000
7	Steel Filing Cabinets	No.	5	25,500	127,500
8	Water Dispenser	No.	1	35851.70	35851.70
10	Printer	No.	1	146,616.54	146,616.54
11	Computer Desk	No.	1	146,616.54	146,616.54
12	Presidential Portrait	No.	1	7,000	7,000

OFFICE: CHIEF ADMINISTRATIVE SECRETARY 10TH FLOOR WING A

NO.	ITEM DESCRIPTION	UNIT	QTY	UNIT PRICE	TOTAL
1.	Desktop Computer	No.	1	115675	115675
2.	Printer	No.	1	146,616.54	146,616.54
3.	Shredder	No.	1	145000	145000
4.	Fan	No.	1	10000	10000
5.	Executive Chair	No.	1	94700	94700
6.	Coat Hanger	No.	1	23000	23000
7.	Coffee Table	No.	1	48,400	48,400
8.	Water Dispenser	No.	1	35851.70	35851.70
9.	Visitors Chair	No.	2	32000	64000
10.	1 Seater Sofa	No.	1	150000	15000
11.	2 Seater Sofa	No.	2	270000	27000
12.	Presidential Potrait	No.	1	7000	700
13.	Flatscreen TV	No.	1	82,500	82,500
14.	Wall Clock	No.	1	3200	3200
15.	4 Drawer Filing Cabinet	No.	1	39,419	39,419

OFFICE: CAS's SECRETARY 10TH FLOOR WING B

NO.	ITEM DESCRIPTION	UNIT	QTY	UNIT PRICE	TOTAL
1.	Desk Top Computer	No.	2	115675	231350
2.	4 drawer fire proof filing cabinet	No.	1	195000	195000
3.	Printer	No.	1	146616.54	146616.54
4.	UPS	No.	1	11750	11750
5.	Wall clock	No.	1	3200	3200
6.	Secretarial chairs	No.	2	32000	64000

OFFICE: CHIEF ADMINISTRATIVE SECRETARY PA 10TH FLOOR WING A

NO.	ITEM DESCRIPTION	UNIT	QTY	UNIT PRICE	TOTAL
1.	Executive Chair	No.	1	947000	94700
2.	Office Desk	No.	1	485,000	485,000
3.	Desktop Computer	No.	1	115675	115675
4.	Printer	No.	1	146,616.54	146,616.54
5.	Visitors Chair	No.	2	32000	64000
6.	UPS	No.	1	11750	11750
7.	Presidential Potrait	No.	1	7,000	7,000

OFFICE: CAS VIP WAITING ROOM 10TH FLOOR WING A

NO.	ITEM DESCRIPTION	UNIT	QTY	UNIT PRICE	TOTAL
1.	Flat Screen TV	No.	1	82,500	82,500
2.	TV Stand	No.	1	22,300	22,300
3.	Water Dispenser	No.	1	35851.70	35851.70
4.	Coffee Table	No.	1	48,400	48,400
5.	2 Seater Sofa	No.	3	270,000	270,000
6.	1 Seater Sofa	No.	1	150,000	150,000

OFFICE: CAS KITCHEN 10TH FLOOR WING A

NO.	ITEM DESCRIPTION	UNIT	QTY	UNIT PRICE	TOTAL
1.	Dining Table	No.	1	45,000	45,000
2.	Dining Chair	No.	2	32000	64000
3.	Water Dispenser	No.	1	35851.70	35851.70
4.	Fridge	No.	1	55,000	55,000
5.	4 Drawer Filling Cabinet	No.	1	39,419	39,419

OFFICE: ACCOUNTS REGSTRY/RECORDS 10TH FLR RM 1016

NO.	ITEM DESCRIPTION	UNIT	QTY	UNIT PRICE	TOTAL
1	Desk Top Computer	No.	1	115675	115675
2	Executive Chair	No	2	94700	189400

3	Chairs	No	2	32000	64000
4	Printer	No	1	146,616.54	146,616.54
5	Filing Cabinet 4 drawer	No	2	30,000	60000
6	Punching Machine medium	No	2	1195	2390
7	Dustbin	No	1	1500	1500

OFFICE: CASH OFFICE 10TH FLOOR RM 1019

NO	ITEM DESC.	UNIT	QTY	REMARKS	
1.	Desk Top Computer	No.	1	115675	115675
2.	Filing Cabinets	"	5	30,000	150000
3.	Executive Chairs	"	5	78200	391000
4.	Office Chairs	"	5	32000	160000
5	UPS	"	4	11750	47000
6	Printer	"	2	146,616.54	296,616.08
7	Waste basket dust bins	"	3	1500	4500
8	Typing Chairs	"	1	32000	32000
9	Punching machine medium	"	1	1195	2390

OFFICE: OPEN REGISTRY 10TH FLR WING 'C' ROOM 1025

NO.	ITEM DESCRIPTION	UNIT	QTY	REMARKS	
1.	Desk Top Computer	No.	1	115675	115675
2	Microwave	"	1	16344	16344
3.	File Cabinets (4drawer)	"	2	30,000	60,000
4.	Dispenser	"	1	35851.70	35851.70
5.	High back Chair	"	1	94700	94700
6.	Paper Punch medium	"	1	1195	1195
7.	Office In-tray	"	1	3700	3700
8.	Office Chairs	"	5	32000	160000

10TH FLOOR FINANCE OFFICE ROOM 1007

NO.	ITEM DESCRIPTION	UNIT	QTY	UNIT PRICE	TOTAL
1	Desktop computer	No.	5	115675	578375
2	Executive chairs	No.	3	78200	234600
3	Staff chairs W/A	No.	5	32000	160000
4	Staff chairs W/OA	No.	1	32000	32000
5	Office desk	No.	5	485,000	2425000

OFFICE: ACCOUNTS FLOOR 11TH WING B

NO.	ITEM DESCRIPTION	UNIT	QTY	UNIT PRICE	TOTAL
1	Executive chair	No.	1	94700	94700
2	Visitors chair	No.	2	32000	64000
3	Desktop	No.	1	115675	115675
4	Printer	No.	1	146,616.54	146,616.54
5	Wastebin	No.	1	1500	1500
6	Coat hanger	No.	1	23000	23000
7	Office desk	No.	1	485,000	485,000
8	Presidential portrait	No.	1	15000	15000

OFFICE: DD/HRM&D MR. OCHIEL (TRAINING) 11TH FLOOR WING A

NO.	ITEM DESCRIPTION	UNIT	QTY	UNIT PRICE	TOTAL
1	4 Drawer Filing Cabinet	No.	3	39,419	118,257
2	Office Desk	No.	3	485,000	1,455,000
3	Computer Table	No.	3	21200	63600
4	Visitors Chair	No.	1	32000	32000
5	Executive Chair	No.	4	94700	378800
6	Desktop Computer	No.	4	115675	462700
7	Printer	No.	2	146,616.54	231233.08
8	UPS	No.	1	11750	11750
9	Waste bin	No.	2	1500	3000

OFFICE: SECRETARY HRM DEVELOPMENT 11TH FLOOR WING A

NO.	ITEM DESCRIPTION	UNIT	QTY	UNIT PRICE	TOTAL
1	Office Desk	No.	1	485,000	485,000
2	Visitors Chair	No.	3	32000	96000
3	Desktop Computer	No.	2	115675	231350
4	Printer	No.	1	146,616.54	146,616.54
5	Wastebin	No.	3	1500	4500
6	Microwave	No.	1	16344	16344
7	4 Drawer Filing Cabinet	No.	3	39,419	118,257

OFFICE: HRD OFFICE 11TH FLR WING 'A

NO.	ITEM DESCRIPTION	UNIT	QTY	UNIT PRICE	TOTAL
1.	Desk Top Computer	No.	2	115675	231350

2	Dustbin	"	1	1500	1500
3.	Filing Cabinet (4drawer)	"	2	30000	60000
4.	Office Tables (work station)	"	3	350,000	1,050,000
5.	High back Chair	"	5	94700	473500
6.	Visitors Chair	"	1	32000	32000

OFFICE: DIRECTOR HRM DEVELOPMENT FLOOR 11TH WING A

N O	ITEM DESCRIPTION	UNIT	QTY	UNIT PRICE	TOTAL
1	Visitors chair	No.	2	32000	64000
2	Executive chair	No.	1	94700	94700
3	Office desk	No.	1	485,000	485,000
4	Coat Hanger	No.	1	23000	23000
5	Desktop Computer	No.	2	115675	231350
6	Printer	No.	2	146,616.54	146,616.54
7	TV	No.	1	82,500	82,500
8	Water Dispenser	No	1	35851.70	35851.70
9	Fan	No	1	10,000	10,000
10	UPS	No	2	11750	23500
11	4 Drawer Filing Cabinet	No	1	39,419	39,419
12	Wall Clock	No	1	3200	3200
13	Presidential Portrait	No	1	7,000	7,000
14	Star times Decoder	No	1	8000	8000
15	Room Heater	No.	1	20,000	20,000

OFFICE: HRM, REGISTRY 11TH FLOOR WING A

NO.	ITEM DESCRIPTION	UNI T	QTY	UNIT PRICE	TOTAL
1.	Desk Top Computer	No.	2	115675	231350
2	Printers.	No.	1	146,616.54	146,616.54
3	Steel cabinet	No.	7	25500	178500
4	Executive chair	No.	5	94700	473500
5	Office Desk	No	4	485,000	485,000
6	4 drawer filing cabinet	No.	5	39,419	197,095
7	Visitors chairs	No.	3	32,000	96,000
8	In-Out tray	No	1	3,700	3,700

OFFICE: HRM PENSION SECTION 11TH FLOOR WING A

NO.	ITEM DESCRIPTION	UNIT	QTY	UNIT PRICE	TOTAL
1	Printers	No.	4	146,616.54	586,466.16
2	UPS	No.	4	11750	47000
3	Executive Chair	No.	4	94700	378800
4	Office Desk	No.	7	485,000	3395000
5	4 Drawer File Cabinet	No.	3	39,419	118,257
6	Visitors Chairs	No.	5	32,000	160,000

OFFICE: H.R, CONFIDENTIAL REGISTRY 11TH FLOOR WING A

NO.	ITEM DESCRIPTION	UNIT	QTY	UNIT PRICE	TOTAL
1	Printers	No.	1	146,616.54	146,616.54
2	Computer desktop	No.	2	115675	231350
3	Steel cabinet	No.	7	25500	178500
4	Executive chair	No.	5	78200	391000
5	Office desk	No.	2	485,000	970,000
6	4 drawer file cabinet	No.	5	39,419	197,095
7	Visitors chair	No.	3	32000	96000
8	File rack	No.	4	23500	94,000
9	In-out file tray	No.	1	3,700	3,700

OFFICE: VALIDATION (ACCOUNTS) 11TH FLOOR WING B

N O1	ITEM DESCRIPTION	UNIT	QTY	UNIT PRICE	TOTAL
2	Office desk	No.	8	485,000	3880000
3	Bookshelf	No.	4	36,000	144,000
4	executive chair	No.	6	78200	469200
5	Computer table	No.	1	21,200	21,200
6	Visistors chair	No.	3	32000	96000
7	Desktop computer	No.	5	115675	578375
8	printer	No.	1	146,616.54	146,616.54
9	UPS	No.	3	11750	35250

OFFICE: ACCOUNTS IMPREST SECTION 11TH FLOOR WING B

NO.	ITEM DESCRIPTION	UNIT	QT Y	UNIT PRICE	TOTAL
1	Bookshelf	No.	1	36,000	36,000
2	Filing cabinet 4 drawer	No.	7	39,419	275,771
3	Office desk	No.	4	485,000	1940000
4	Executive chair	No.	4	94700	378800
5	Visistors chair	No.	2	32000	64000
6	Desktop	No.	4	115675	462700
7	Printer	No.	1	146,616.54	146,616.54
8	UPS	No.	3	11750	35250

**OFFICE: ACCOUNTS VOUCHER PREPARATION FLOOR 11TH WING
B**

NO.	ITEM DESCRIPTION	UNIT	QT Y	UNIT PRICE	TOTAL
1	Flatscreen TV	No.	1	82,500	82,500
2	Office desk	No.	6	485,000	2910000
3	Executive chair	No.	5	78200	391000
4	Visitors chair	No.	2	32000	64000
5	UPS	No.	1	11750	11750
6	Desktop computer	No.	3	115675	347025
7	Printer	No.	2	146,616.54	293,233.08
8	Filing cabinet 4 drawer	No.	1	39,419	39,419
9	Waste bin	No.	3	1500	4500

OFFICE: ACCOUNTS EXAMINATION 11TH FLOOR WING B

NO.	ITEM DESCRIPTION	UNIT	QT Y	UNIT PRICE	TOTAL
1	Office desk	No.	2	485,000	970000
2	Executive chair	No.	2	94700	189400
3	Calculator electric	No.	1	2,400	2,400
4	Desktop computer	No.	1	115675	115675
5	Visitors chair	No.	1	32000	32000
6	UPS	No.	1	11750	11750
7	4-drawer filing canbinet	No.	1	30,000	30,000

OFFICE: CHIEF ACCOUNTANT(NICHOLAS OCHOLA) 11TH FLOOR WING B

NO.	ITEM DESCRIPTION	UNIT	QTY	UNIT PRICE	TOTAL
1	Desktop computer	No.	1	115675	115675
2	Executive chair	No.	1	94700	94700
3	Visitors chair	No.	2	32000	64000
4	Printer	No.	1	146,616.54	146,616.54
5	Telephone set	No.	1	11750	11750
6	UPS	No.	1	11750	11750
7	Waste bin	No.	1	1500	1500
8	Office desk	No.	1	485,000	485,000

OFFICE: CONFERENCE ROOM FLOOR 11TH WING B

NO.	ITEM DESCRIPTION	UNIT	QTY	UNIT PRICE	TOTAL
1.	4 drawer filing cabinet	No.	1	39,419	39,419
2.	Executive chair	No.	3	78200	234,600
3.	Visitors chair	No.	3	32000	96,000
4.	Microwave	No.	2	16344	32,688
5.	Water dispenser	No.	1	35851.70	35,851.70
6.	Waste bin	No.	1	1500	1,500
7.	Office desk	No.	2	485,000	970,000

OFFICE: PAC SECRETARY 11TH FLOOR WING B

NO.	ITEM DESCRIPTION	UNIT	QTY	UNIT PRICE	TOTAL
1.	Fridge	No.	1	55,000	55,000
2.	Microwave	No.	1	16344	16344
3.	Scanner	No.	1	25000	25000
4.	Dektop computer	No.	2	115,675	231350
5.	Presidential portrait	No.	1	7,000	7,000
6.	Printers	No.	2	146,616.54	296,233.08
7.	UPS	No.	1	11750	11750
8.	Visitors chair	No.	2	32000	64000
9.	4 drawer filing cabinet	No.	2	39,419	78,676

OFFICE: PAC 11TH FLOOR WING B

NO.	ITEM DESCRIPTION	UNIT	QTY	UNIT PRICE	TOTAL
1.	SAMSUNG tv	No.	1	82,500	82,500
2.	Glass coffee table	No.	1	48,400	48,400
3.	UPS	No.	1	11750	11750
4.	Desktop computer	No.	2	115675	231350
5.	Visitors chair	No.	5	32000	160000
6.	Office desk	No.	1	485,000	485,000
7.	Water dispenser	No.	1	35851.70	35851.70
8.	Executive chair	No.	1	94700	94700
9.	Coat hanger	No.	1	23000	23000
10.	Fire proof filing cabinet	No.	1	295000	295000
11.	Printer	No.	1	146,616.54	146,616.54
12.	Presidential portrait	No.	1	7,000	7,000

OFFICE: CABINET SECRETARY, 12TH FLOOR WING A

NO.	ITEM DESCRIPTION	UNIT	QTY	UNIT PRICE	TOTAL
1	Side Board	No.	1	21200	21200
2	Desktop Computer	No.	1	115675	115675
3	Printer	No.	1	146,616.54	146,616.54
4	Shredder	No.	1	145000	145000
5	Heater	No.	1	5,000	5,000
6	Visitors Chair	No.	2	32000	64000
7	1-Seater Sofa	No.	1	150,000	150000
8	2-Seater Sofa	No.	1	270,000	270,000
9	3-Seater Sofa	No.	1	350,000	350,000
10	Flat Screen TV	No.	1	82,500	82,500
11	Water Dispenser	No.	1	35851.70	35851.70
12	Flower Stand	No.	1	7,000	7,000
13	Presidential Portrait	No.	1	7,000	7,000
14	Fridge	No.	1	55,000	55,000
15	4-Drawer Filing Cabinet	No.	1	30,000	30,000
16	DSTV Decoder	No.	2	8,000	16,000
17	Executive Chair	No.	1	94700	94700
18	Floor Carpet	No.	170	11,688	1,986,960

OFFICE: CABINET SECRETARY WAITING ROOM 12TH FLOOR Wing**A**

NO.	ITEM DESCRIPTION	UNIT	QTY	UNIT PRICE	TOTAL
1	Wall Clock	No.	2	3200	6400
2	Presidential Potrait	No.	1	7,000	7,000
3	Water Dispenser	No.	1	35851.70	35851.70
4	Glass Table	No.	2	32000	32000
5	2- Seater Sofa	No.	1	270,000	270,000
6	1-Seater Sofa	No.	1	150,000	150,000
7	Stool	No.	2	8,000	8,000
8	Flat Screen TV	No.	2	82500	165,000
9	TV Stand	No.	2	22,300	22,300
10	Round Glass Coffee Table	No.	1	48,400	48,400
11	Chair	No.	1	32000	32000

OFFICE: CABINET SECRETARY'S KITCHEN 12TH FLOOR WING A

NO.	ITEM DESCRIPTION	UNIT	QTY	UNIT PRICE	TOTAL
1	Kitchen Chair	No.	1	32000	32000
2	4-Burner Electric Cooker	No.	1	24,000	24,000
3	Fridge	No.	1	55,000	55,000

OFFICE: CABINET SECRETARY'S P.A. 12TH FLOOR WING A

NO.	ITEM DESCRIPTION	UNIT	QTY	UNIT PRICE	TOTAL
1	Desktop Computer	No.	1	115675	115675
2	Printer	No.	1	146,616.54	146,616.54
3	Presidential Potrait	No.	1	7,000	7,000
4	Executive Chair	No.	1	94700	94700
5	Office desk	No.	1	485,000	485,000
6	Shredder	No.	1	145000	145000
7	Visitors Chair	No.	3	32000	96000
8	Star Times decoder	No.	1	8,000	8,000
9	Glass Coffee Table	No.	3	48,400	145,200
10	Stool	No.	1	23,000	23,000
11	Coat hunger	No.	1	23,000	23,000
12	Water Dispenser	No.	1	35851.70	35851.70
13	Flat Screen TV	No.	1	82500	82500

OFFICE: CABINET SECRETARY'S SECRETARY 12TH FLOOR WING**A**

NO.	ITEM DESCRIPTION	UNIT	QTY	UNIT PRICE	TOTAL
1.	Desktop Computers	No.	2	115675	231350
2.	Printers	No.	3	146,616.54	439,589.62
3.	Coffee Table	No.	3	48,400	145,200
4.	Glass Coffee Table	No.	1	48,400	48,400
5.	Wall Clock	No.	1	3200	3200
6.	4-Drawer Filing Cabinet	No.	1	30,000	30,000
7.	Shredder	No.	1	145000	145000
8.	Presidential Portrait	No.	1	7000	7000

OFFICE: LEGAL ADVISOR TO CABINET SECRETARY 12TH FLOOR WING A

NO.	ITEM DESCRIPTION	UNIT	QTY	UNIT PRICE	TOTAL
1	4-Drawer Filing Cabinet	No.	1	30,000	30,000
2	Coat Hanger	No.	1	23000	23000
3	Desktop Computer	No.	1	115675	115675
4	Printer	No.	1	146,616.54	146,616.54
5	Executive Chair	No.	1	94700	94700
6	Office Desk	No.	1	485,000	485,000
7	Visitors Chair	No.	3	32000	96000
8	Glass Coffee Table	No.	2	48,400	96,800
9	Shredder	No.	1	145000	145000
10	Water Dispenser	No.	1	35851.70	35851.70
11	TV	No.	1	82500	82500
12	Presidential Portrait	No.	1	7,000	7,000

OFFICE: POLICY REGISTRY 12TH FLOOR WING C

NO.	ITEM DESCRIPTION	UNIT	QTY	UNIT PRICE	TOTAL
1	4-Drawer Filing Cabinet	No.	5	30,000	150,000
2	Wooden Bookshelf	No.	5	27,300	136500
3	Desktop Computer	No.	4	115675	462700
4	Printer	No.	3	146,616.54	439,849.62
5	Visitors Chair	No.	4	32000	128000
6	Executive Chair	No.	1	94700	94700

7	Water Dispenser	No.	1	35851.70	35851.70
8	UPS	No.	2	11750	23500
9	Microwave	No.	1	16344	16344
10	Filling Racks	No.	4	23,500	94,000
11	High Back Chairs	No.	3	94700	284100
12	Steel Cabinet	No.	1	25500	25500
13	Fan	No.	1	10,000	10,000
14	Shredder	No.	1	145000	145000
15	Star times Decoder	No.	1	8,000	8,000
16	Presidential Portrait	No.	2	7,000	14,000
17	TV Set	No.	1	82500	82500

OFFICE: PERMANENT SECRETARY 12TH FLOOR WING A

NO.	ITEM DESCRIPTION	UNI T	QTY	UNIT PRICE	TOTAL
1	Coffee Table	No.	3	48,400	145,200
2	Printer	No.	2	146,616.54	293,233.08
3	Coat Hanger	No.	1	23,000	23000
4	Shredder	No.	2	145000	290,000
5	Desktop	No.	1	115675	115675
6	UPS	No.	2	11750	23500
7	Fridge	No.	3	47000	141,000
8	TV	No.	2	82500	165000
9	Working Seats	No.	4	21000	84000
10	1 Seater Sosa Set	No.	4	150,000	150,000
11	Fireproof Cabinet	No.	4	295000	295000
12	Bookshelf	No.	2	17,000	17,000
16	Flower Stands	No.	3	5,000	15,000
17	DSTV	No.	2	15,000	30000
18	Presidential Portrait	No.	3	7,000	21,000
19	Scanner	No.	1	25000	25000
20	Wall Clock	No.	6	3200	19200
21	In-out Tray	No.	3	3,700	11,100
22	Sideboard	No.	2	21,000	42,000
23	Water Dispenser	No.	1	35851.70	35851.70
24	Binding Machine	No.	1	44,000	44,000
25	Stool Table	No.	2	8,000	16,000
26	3 Seater Sofa set	No.	2	350,000	350,000
27	2 Seater Sofa Set	No.	1	2700,000	300,000
28	Visitors Chair	No.	2	32000	64000
29	Flower Vessel	No.	1	10,000	10,000
30	Hot plate Cooker	No.	1	8,000	8,000
31	2-Drawer Cabinet	No.	1	17,000	17,000

32	Kettle	No.	1	3,000	3,000
33	Executive Chair	No.	1	94700	94700

OFFICE: PRINCIPAL PUBLIC COMMUNICATION 12TH FLOOR WING C

NO	ITEM DESCRIPTION	UNIT	QTY	UNIT PRICE	TOTAL
1	Water dispenser	No.	1	35851.70	35851.70
2	Desktop	No.	1	115675	115675
3	TV stand	No.	1	22300	22300
4	TV	No.	1	82500	82500
5	Office desk	No.	1	485,000	485,000
6	Visitors chair	No.	5	32000	160000
7	Executive chair	No.	1	94700	94700
8	Printer	No.	1	146,616.54	146,616.54
9	UPS	No.	1	11750	11750
10	Coat hanger	No.	1	23,000	23,000
11	Coffee table	No.	1	48,400	48,400
12	File cabinet	No.	1	25,500	25,500
13	Presidential portrait	No.	1	7,000	7,000
14	Waste bucket	No.	1	1500	1500

OFFICE: DIRECTOR OF ADMINISTRATION 12TH FLOOR WING B

NO	ITEM DESCRIPTION	UNIT	QTY	UNIT PRICE	TOTAL
1	Coat hanger	No.	1	23000	23000
2	Computer desktop	No.	1	115675	115675
3	UPS	No.	1	11750	11750
5	Computer table	No.	1	25000	25000
6	Shredder	No.	1	145000	145000
7	Printer	No.	1	146,616.54	146,616.54
8	Executive chair	No.	1	94700	94700
9	Fridge	No.	1	47,000	47,000
10	Water dispenser	No.	1	35851.70	35851.70
11	Coffee table	No.	2	48,400	96,800
12	TV set Flat screen	No.	1	82500	82500
13	TV stand	No.	1	22300	22300
14	Visitors chair	No.	2	32000	64000
15	Glass table	No.	1	37,000	37000
16	3 seater sofa	No.	1	430,000	430,000
17	2 seater sofa	No.	1	300,000	300,000

18	1 seater sofa	No.	1	152,000	152,000
19	Fan	No.	1	11,000	11,000
21	4 drawer filling cabinet	No.	1	30,000	30,000
22	Presidential portrait	No.	1	7,000	7,000
23	Wall clock	No.	1	3,200	3,200

OFFICE: SECRETARY, DIRECTOR OF ADMINISTRATION 12TH FLOOR WING B

NO	ITEM DESCRIPTION	UNIT	QTY	UNIT PRICE	TOTAL
1	Computer desktop	No.	2	115675	231350
2	Printer	No.	3	146,616.54	439,589.62
3	Scanner	No.	1	25000	25000
4	Fridge	No.	1	55,000	55,000
5	Microwave	No.	1	16344	16344
6	Secretarial chair	No.	2	32000	64000
7	4 drawer file cabinet	No.	1	39,419	39,419
8	Presidential portrait	No.	1	7,000	7,000
9	Visitors chair	No.	2	32000	64000

OFFICE: PRINCIPAL PUBLIC COMMUNICATION'S SECRETARY 12TH FLOOR WING C

NO.	ITEM DESCRIPTION	UNIT	QTY	UNIT PRICE	TOTAL
1	Desktop computer	No.	2	115675	231350
2	Printer	No.	2	146,616.54	296,233.08
3	UPS	No.	1	11750	11750
4	Typing chair	No.	3	32000	96000
5	Shredder	No.	1	145000	145000
6	Microwave	No.	1	16344	16344
7	Wall clock	No.	1	3200	3200
8	Scanner	No.	1	25000	25000
9	Waste bucket	No.	1	1500	1500
10	TV	No.	1	82500	82500
11	Decoder star times	No.	1	8000	8000
12	Visitors chair	No.	2	32000	64000

OFFICE: PUBLIC COMMUNICATION OFFICE 12TH FLOOR WING C

NO.	ITEM DESCRIPTION	UNIT	QTY	UNIT PRICE	TOTAL
1	Desktop computer	No.	2	115675	231350
2	Printers	No.	2	146,616.54	296,233.08
3	Chairs	No.	2	32000	64000
4	Office desks	No.	3	485,000	1455000
5	Fireproof cabinet	No.	1	295000	295000
7	Water dispenser	No.	1	35851.70	35851.70

OFFICE: DCE (JULIUS MURITHI) 12TH FLOOR WING C

N O.	ITEM DESCRIPTION	UNIT	QTY	UNIT PRICE	TOTAL
1	Desktop computer	No.	1	115675	115675
2	TV	No.	1	82500	82500
3	Coat hanger	No.	2	23000	46000
4	TV stand	No.	1	22300	22300
5	Printer	No.	1	146,616.54	146,616.54
7	Steel filling cabinet	No.	2	25500	51000
9	Executive chair	No.	1	94700	94700
10	Office desk	No.	1	485,000	485,000
11	Star times decoder	No.	1	8000	8000
12	UPS	No.	1	11750	11750
13	Coffee table	No.	1	48,400	48,400
14	Presidential portrait	No.	1	7000	7000
15	Wall clock	No.	1	3200	3200
16	Visitors chair	No.	3	32000	96000

OFFICE: DEPUTY SECRETARY(M.N.WANYONYI) 12TH FLOOR WING C

NO.	ITEM DESCRIPTION	UNIT	QTY	UNIT PRICE	TOTAL
1	Desktop computer	No.	2	115675	231350
2	Executive chair	No.	1	94700	94700
3	Visitors chair	No.	2	32000	64000
4	Printer	No.	1	146,616.54	146,616.54
5	Coat hanger	No.	1	23000	23000
6	UPS	No.	1	11750	11750
7	TV	No.	1	82500	82500
8	Star times decoder	No.	1	8,000	8,000
9	TV stand	No.	1	22300	22300
10	Presidential portrait	No.	1	7,000	7,000
11	Dispenser	No.	1	35851.70	35851.70

12	Stool	No.	1	14000	1400
13	Wall clock	No.	1	3200	3200

OFFICE: DPE SECRETARYS OFFICE 12TH FLOOR WING C

NO.	ITEM DESCRIPTION	UNIT	QTY	UNIT PRICE	TOTAL
1	Desktop computer	No.	2	115675	231350
2	Printer	No.	2	146,616.54	293,233.08
4	Visitors chair	No.	2	32000	64000
6	Steel filling cabinet	No.	3	25500	76500
7	Typing chairs	No.	2	32000	64000
9	Microwave	No.	1	16344	16344

OFFICE: ECONOMIST 12TH FLOOR ROOM 1225 WING C

NO.	ITEM DESCRIPTION	UNIT	QTY	UNIT PRICE	TOTAL
1	Desktop computer	No.	1	115675	115675
2	UPS	No.	1	11750	11750
3	Printer	No.	1	146,616.54	146,616.54
4	Coat hanger	No.	1	23000	23000
5	Executive chair	No.	1	94700	94700
6	Office desk	No.	1	485,000	485,000
7	Visitors chair	No.	1	32000	32000
8	Coffee table	No.	1	48,400	48,400
9	Presidential portrait	No.	1	7,000	7,000

OFFICE: MAIN REGISTRY 12TH FLOOR WING C

NO.	ITEM DESCRIPTION	UNIT	QTY	UNIT PRICE	TOTAL
1	Desktop computer	No.	3	115675	347025
2	Water dispenser	No.	1	35851.70	35851.70
3	Shredder	No.	1	145000	145000
4	Fridge	No.	1	55,000	55,000
5	Printer	No.	1	146,616.54	146,616.54
6	Wall clock	No.	1	3200	3200
7	Presidential portrait	No.	1	7,000	7,000
8	Visitors chair	No.	2	32000	32000
9	Wooden bookshelf	No.	1	56,000	56,000
10	Typist chair	No.	1	32000	32000

11	UPS	No.	1	11750	11750
12	Gas cooker	No.	1	55,000	55,000

OFFICE: OFFICE SUPERINTENDENT-1220 FLOOR 12TH WING C

NO.	ITEM DESCRIPTION	UNIT	QTY	UNIT PRICE	TOTAL
	Office desk	No.	1	485,000	485,000
	4 drawer filling cabinet	No.	1	39,419	39,419
	Visitors chair	No.	2	32000	64000
	Coffee table	No.	1	48,400	48,400
	Executive chair	No.	1	94700	94700
	Water dispenser	No.	1	35851.70	35851.70
	TV/Computer table	No.	1	25,000	25000
	TV set Sony	No.	1	82500	82500
1	Wall clock	No.	1	3,200	3200
2	Presidential portraits	No.	1	7,000	7,000
3	printer	No.	1	146,616.54	146,616.54
4	Desktop computer	No.	1	115675	115675
5	UPS	No.	1	11750	11750

MINISRTY MOTOR VEHICLES

NO	REGN NO.	MAKE & MODEL	UNIT	QTY	UNIT PRICE	TOTAL
1	GKA 547T	M/Benz	No.	1	8,000,000	8,000,000
2	GKA 547T	M/Benz	No.	1	8,000,000	8,000,000
3	B 996D	Toyota Prado	No.	1	14,500,000	14,500,000
4	GKA 535P	Toyota Prado	No.	1	14,500,000	14,500,000
5	GKA 097R	Toyota Prado	No.	1	14,500,000	14,500,000
6	GKA 151G	Toyota land Cruiser	No.	1	14,500,000	14,500,000
7	GKA 997X	Toyota Prado	No.	1	14,500,000	14,500,000

8	GKA 995T	VW Passat	No.	1	6,500,000	6,500,000
9	GKA 463S	Nissan Patrol station wagon	No.	1	6,500,000	6,500,000
10	GKA 153U	VW Passat	No.	1	6,500,000	6,500,000
11	A 202U	VW Passat	No.	1	6,500,000	6,500,000
12	A 114U	VW Passat	No.	1	6,500,000	6,500,000
13	A382H	Toyota Corolla	No.	1	3,200,000	3,200,000
14	A 586H	Pajero Mitsubishi	No.	1	4,500,000	4,500,000
15	A320D	Pajero Mitsubishi	No.	1	4,500,000	4,500,000
16	A814E	Mitsubishi Lancer	No.	1	3,100,000	3,100,000
17	A 412K	Mitsubishi Double Cabin	No.	1	6,400,000	6,400,000
18	GKR 789	Volvo 240GL Saloom	No.	1	3,500,000	3,500,000

MOTOR VEHICLES AT HEAD QUARTERS AND SURVEY OF KENYA

NO	REGN NO.	MAKE & MODEL	UNIT	QTY	UNIT PRICE	TOTAL
1.	GKA 305F	Peugeot 504	No.	1	3,000,000	3,000,000
2.	GKA 567F	Peugeot 406	No.	1	3,000,000	3,000,000
3	GKA 882A	Nissan Sunny	No.	1	2,800,000	2,800,000
4	GKA 423B	Peugeot 504S. Wagon	No.	1	3,000,000	3,000,000
5	GKZ 667	Mazda	No.	1	2,800,000	2,800,000
6	GKA 099F	Nissan Patrol	No.	1	6,500,000	6,500,000
7	GKW 353	Volvo	No.	1	3,500,000	3,500,000
8	GKA 890N	Volvo	No.	1	3,500,000	3,500,000
9	W223	Peugeot	No.	1	3,000,000	3,000,000
10	GKA 306F	Peugeot	No.	1	3,000,000	3,000,000
11	GKA 469F	T/ Land Cruiser	No.	1	14,500,000	14,500,000
12	GKA 020A	Isuzu D/Cab	No.	1	6,500,000	6,500,000
13	GKS 965	Nissan Van	No.	1	5,200,000	5,200,000
14	GKA 834A	T/ Land Cruiser	No.	1	14,500,000	14,500,000
15	GKA 832A	T/ Land Cruiser	No.	1	14,500,000	14,500,000
16	GKA 627V	Land Rover	No.	1	5,500,000	5,500,000
17	GKA 949X	Land Rover	No.	1	5,500,000	5,500,000
18	GKB 630	Hyundai	No.	1	3,500,000	3,500,000
19	GKB 631	Hyundai	No.	1	3,500,000	3,500,000
20	GKB 903C	Land Rover	No.	1	5,500,000	5,500,000
21	GKS 308	T/Land Cruiser	No.	1	14,500,000	14,500,000

22	GKS 055	M. Pajero	No.	1	4,500,000	4,5000
23	GKA 467F	M. Pajero	No.	1	4,500,000	4,5000
24	GKS 076	M. Pajero	No.	1	4,500,000	4,5000
25	GKW 219	Subaru	No.	1	3,500,000	3,500,000
26	GKB 881F	Land Rover	No.	1	5,500,000	5,500,000
27	GKB 108G	Land Rover	No.	1	5,500,000	5,500,000
28	GKB 117G	Land Rover	No.	1	5,500,000	5,500,000
30	GKB 122G	Land Rover	No.	1	5,500,000	5,500,000
31	GKA 448D	Land Rover	No.	1	5,500,000	5,500,000
32	GKA 448A	Nissan Urvan	No.	1	5,200,000	5,200,000
33	GKA 960E	M/ Pick up L200	No.	1	2,800,000	2,800,000

MOTOR VEHICLE LIST IN COUNTIES

NO	REGN NO.	MAKE & MODEL	UNIT	QTY	UNIT PRICE	TOTAL
1	A829E	Toyota Van	No.	1	4,800,000	4,800,000
2	236R	Land Rover 109	No.	1	5,500,000	5,500,000
3	379H	Datsun 160B	No.	1	2,500,000	2,500,000
4	A031D	Suzuki	No.	1	2,500,000	2,500,000
5	S422	Land Rover 110 Pick Up	No.	1	5,500,000	5,500,000
6	884N	Land Rover 109	No.	1	5,500,000	5,500,000
7	5427	Land Rover 110 Pick Up	No.	1	5,500,000	5,500,000
8	34T	Land Rover 109 Caravan	No.	1	5,500,000	5,500,000
9	S430	Land Rover 110 Pick Up	No.	1	5,500,000	5,500,000
10	A886E	Land Rover TDI Pick Up	No.	1	5,500,000	5,500,000
11	Z706	Suzuki Station Wagon	No.	1	2,500,000	2,500,000
12	S313	Land Rover 110	No.	1	5,500,000	5,500,000
13	261E	Land Rover 109	No.	1	5,500,000	5,500,000
14	S336	Land Rover 110 Pick Up	No.	1	5,500,000	5,500,000
15	A127E	Isuzu TFR Double Cab P/Up	No.	1	6,500,000	6,500,000
16	18T	Land Rover 109	No.	1	5,500,000	5,500,000
17	376H	Land Rover 109	No.	1	5,500,000	5,500,000
18	715T	Land Rover 109	No.	1	5,500,000	5,500,000

19	S363	Land Rover 110 Pick Up	No.	1	5,500,000	5,500,000
20	2496	Land Rover 109 S/Wagon	No.	1	5,500,000	5,500,000
21	2450	Land Rover 109	No.	1	5,500,000	5,500,000
22	2417	Land Rover 109 Pick Up	No.	1	5,500,000	5,500,000

