

REPUBLIC OF KENYA

Scanned 18/2/22



*Enhancing Accountability*

**REPORT**

PARLIAMENT  
OF KENYA  
LIBRARY

**OF**

**THE AUDITOR-GENERAL**


**ON**

**KWALE COUNTY YOUTH, WOMEN  
AND PERSONS WITH DISABILITIES  
REVOLVING FUND**

**FOR THE YEAR ENDED  
30 JUNE, 2019**

PAPERS LA.	
DATE	15-02-2022
TABLED BY	LEADER OF MAJORITY
COMMITTEE	—
CLERK AT THE TABLE	M-ADJIBODOU





---

**KWALE COUNTY YOUTH, WOMEN AND PERSONS WITH DISABILITIES  
REVOLVING FUND.**

**ANNUAL REPORT AND FINANCIAL STATEMENTS.**

**FOR THE FINANCIAL YEAR ENDED  
JUNE 30<sup>TH</sup>, 2019.**

---

**Prepared in accordance with the Accrual Basis of Accounting Method under the  
International Public Sector Accounting Standards (IPSAS)**

---

**Kwale County Youth, Women and Persons with Disabilities Revolving Fund.  
Reports and Financial Statements  
For the year ended June 30<sup>th</sup>, 2019**

---

**TABLE OF CONTENTS**

1. KEY ENTITY INFORMATION AND MANAGEMENT .....	2
2. THE BOARD OF TRUSTEES .....	4
3. MANAGEMENT TEAM.....	6
4. BOARD CHAIPERSON’S REPORT .....	7
5. REPORT OF THE FUND ADMINISTRATOR.....	8
6. CORPORATE GOVERNANCE STATEMENT .....	9
7. MANAGEMENT DISCUSSION AND ANALYSIS .....	10
8. REPORT OF THE TRUSTEES.....	11
9. STATEMENT OF MANAGEMENT’S RESPONSIBILITIES.....	12
10. REPORT OF THE INDEPENDENT AUDITOR .....	13
11. FINANCIAL STATEMENTS FOR THE YEAR ENDED 30 <sup>TH</sup> JUNE 2019 .....	14
11.1. STATEMENT OF FINANCIAL PERFORMANCE.....	14
11.2. STATEMENT OF FINANCIAL POSITION .....	15
11.3. STATEMENT OF CHANGES IN NET ASSETS.....	17
11.4. STATEMENT OF CASH FLOWS.....	18
11.5. STATEMENT OF COMPARISON OF BUDGET AND ACTUAL AMOUNTS.....	20
11.6. SUMMARY OF SIGNIFICANT ACCOUNTING POLICIES .....	21
11.7. NOTES TO THE FINANCIAL STATEMENTS .....	35
12. PROGRESS ON FOLLOW UP OF AUDITOR RECOMMENDATIONS.....	48
13. ANNEX 1 OUTSTANDING ACCOUNTS RECEIVABLES.....	44

**Kwale County Youth, Women and Persons with Disabilities Revolving Fund.  
Reports and Financial Statements  
For the year ended June 30, 2019**

---

**1. KEY ENTITY INFORMATION AND MANAGEMENT**

**1. Background information**

Kwale County Youth, Women and Persons with Disabilities Revolving Fund is established by and derives its authority and accountability from an Executive order and managed by a policy. The Fund is wholly owned by the County Government of Kwale and is domiciled in Kenya. The fund's objective is to provide a framework upon which Youth, women and persons with disability will have their opportunities for accessing affordable financial services.

The Fund's principal activity is ensuring access to affordable credit to finance economic activities of the targeted groups.

**2. Principal Activity**

The principal activity/mission/ mandate of the Fund is to provide a framework upon which Youth, women and persons with disability will have their opportunities for accessing affordable financial services.

**3. Board of Trustees/Fund Administration Committee**

Ref	Name	Position
1	Sylvia Chidodo	Board Chairperson
2	Nimusimu Mwasina	Member
3	Ramadhan Bungale	Member
4	Vincent Mbito	Member
5	Maithya William	Member
6	Erick Parmet	Member
7	Grace Sheti	Board secretary

**4. Key Management**

Ref	Name	Position
1	Hon. Ramadhan Bungale	CECM
2	Sylvia Chidodo	Board Chairperson
3	Kevin Dzumo	County legal Adviser

**5. Registered Offices**

P.O. Box 4  
Cultural centre Building  
Kwale,

**6. Fund Contacts**

E-mail: [info@kwale.go.ke](mailto:info@kwale.go.ke)  
Website: [www.kwale.go.ke](http://www.kwale.go.ke)

**7. Fund Bankers**

1. Equity Bank  
P.O Box 167-80403  
Kwale
2. Safaricom  
M-Pesa Account.

**8. Independent Auditors**





Auditor General  
Office of the Auditor General  
Anniversary Towers, University Way  
P.O. Box 30084  
GOP 00100  
Nairobi, Kenya

**9. Legal Adviser**



County Legal Adviser  
Po Box 4  
Kwale

**Kwale County Youth, Women and Persons with Disabilities Revolving Fund.  
Reports and Financial Statements  
For the year ended June 30<sup>th</sup>, 2019**

**2. THE BOARD OF TRUSTEES**




<b>Name</b>	<b>Details of qualifications and experience</b>
<p data-bbox="209 360 411 394">Sylvia Chidodo</p> 	<p data-bbox="719 353 938 387">Ag .Chairperson</p> <p data-bbox="703 387 1326 495">A graduate in international relations from USIU University and a masters degree in international relations.</p> <p data-bbox="703 495 1407 680">She has over 10 years' experience in public service having served in different capacities-the truth justice and reconciliation commission as the regional coordinator coast and also at the constitution of Kenya revenue commission as District coordinator Mombasa.</p>
<p data-bbox="209 734 472 768">Nimusimu Mwasina</p> 	<p data-bbox="703 728 826 761">Member.</p> <p data-bbox="703 761 1407 1014">A holder of a master's degree in Strategic Management from Jomo Kenyatta University with a bachelor's degree in Business Administration from KEMU and a Diploma in Business Management from University of Nairobi. She has vast experience in public service having worked in several organisations over the years-</p> <p data-bbox="703 1014 1407 1234">State Law office, Civil Litigation Department, Mombasa, Kenya Agricultural Productivity Project (KAPP), Kwale Material Testing/Mechanical &amp; Transport Department, Mombasa, Office of the Director of Public Prosecutions and now Sub-county administrator Kwale.</p>
<p data-bbox="209 1249 459 1283">Ramadhan Bungale</p> 	<p data-bbox="703 1243 826 1276">Member</p> <p data-bbox="703 1276 1407 1462">He has wealth of experience in public policy and administration, monitoring and evaluation and project management. He served as regional coordinator Red-cross coast and a fund manager under the National Government Constituency Development Fund Board.</p>
<p data-bbox="209 1608 395 1641">Vincent Mbito</p> 	<p data-bbox="703 1601 826 1635">Member</p> <p data-bbox="703 1635 1407 1888">He is a holder of Master's degree in Business Administration from Jomo Kenyatta University added with a degree in Business Management from Moi university and a Certified public accountant( CPAK) He has vast knowledge in accounting having previously worked in Kilifi Government formely the Kilifi town Council as an accountant then joining</p>

**Kwale County Youth, Women and Persons with Disabilities Revolving Fund.  
 Reports and Financial Statements  
 For the year ended June 30<sup>th</sup>, 2019**

	Kwale county Government as the Director Accounting services.
<p>William Maithya</p> 	<p>Member          He has a Master's degree in public policy and Administration with a Bachelor's degree in sports science leisure and recreation management .previously worked as the District sports officer Isiolo and as a County representative for MHI international an organisation dealing in health issues and currently the sports officer Kwale County.</p>
<p>Grace Sheti</p> 	<p>Board secretary          Graduate from Kenyatta University with a Bachelors degree in Accounting.          She worked for Equity bank as a relationship officer cash before joining Kwale County Government as the Fund Administrator.</p>

**Kwale County Youth, Women and Persons with Disabilities Revolving Fund.  
Reports and Financial Statements  
For the year ended June 30<sup>th</sup>, 2019**

**3. MANAGEMENT TEAM**

Name	Details of qualifications and experience
<p>Ramadhan Bungale</p> 	<p>Member He has wealth of experience in public policy and administration, monitoring and evaluation and project management. He served as regional coordinator Red-cross coast and a fund manager under the National Government Constituency Development Fund Board.</p>
<p>Sylvia Chidodo</p> 	<p>A graduate in international relations from USIU University and a master's degree in international relations. She has over 10 years' experience in public service having served in different capacities-the truth justice and reconciliation commission as the regional coordinator coast and also at the constitution of Kenya revenue commission as District coordinator Mombasa</p>
<p>Grace Sheti</p> 	<p>Board secretary Graduate from Kenyatta University with a Bachelor's degree in Accounting. She worked for Equity bank as a relationship officer cash before joining Kwale County Government as the Fund Administrator.</p>

#### **4. BOARD/FUND CHAIRPERSON'S REPORT**

- Kenya like many other countries of Africa is characterized by very high poverty rates mostly experience through high rates of unemployment among the youth, women and persons with disability.
- Kwale County is not any different with a poverty index of 72% and unemployment of the Disadvantage group experienced at its highest, the leadership of the county through H. E Salim Mvurya has put in place several initiatives to try and establish lasting solutions to this great menace.
- Among them is the establishment of the Kwale county youth, women and person's with disability revolving fund under the department of Community Development, Youth and Women Empowerment.
- The objective of the fund is to provide a framework upon which youth women and persons with disabilities will have opportunities for accessing affordable financial services
- The services offered through the fund include easy access to loans, entrepreneurship training, linkages and trading premises.
- These services have been decentralized throughout the county with the support of community development officers at the ward level and sub-county level.
- Beyond loans and business development we will introduce mentorship programme to ensure the special category is well informed and guided in choices in life.
- The board is planning to adopt technology to enhance proper management of loans through a management information software to enhance loans management and reporting.

Signed: \_\_\_\_\_

Sylvia Chidodo





**6. CORPORATE GOVERNANCE STATEMENT**

The board is responsible for long-term strategic direction and sustainable growth of the fund. The members of the Board are appointed by the CECM for the department and can be removed upon gross misconduct or when one becomes insane.

The roles of the board are as follows;

1. Provide overall management and guidance on the operations of the fund.
2. Develop and review regulations of the fund
3. Perform any other role that will from time to time be directed by the County Executive member responsible for youth affairs.

The board are only paid allowances upon sitting for board meetings

## **7. MANAGEMENT DISCUSSION AND ANALYSIS**

The management during the financial year did not disburse any monies to groups as the fund had no budgetary allocation. The management would also wish to see that most of the previous loans are recovered before any further disbursements. The bill for the fund is at the county assembly and slow implementation of the same into an Act has resulted in the slow operations of the fund. Lack of the Act has led to controller of budget holding monies meant for the fund till when the fund is fully operational with the Act. The fund was meant to improve the livelihoods of the community in Kwale .The low living standards and poverty levels has led to slow payments of the loans disbursed previously, the team of staff are still however working tirelessly to ensure that all disbursed loans are recovered back. Collections made from previous loan disbursements amounted to Kshs 1,056,018.00.

## **8. REPORT OF THE TRUSTEES**

The Trustees submit their report together with the audited financial statements for the year ended June 30, 2019 which show the state of the Fund affairs.

### **Principal activities**

The principal activities of the Fund are issuance of affordable financial services to youth, women and pwds groups across the county.

### **Results**

The results of the Fund for the year ended June 30, 2019 are set out on pages 15-18

### **Trustees**

The members of the Board of Trustees who served during the year are shown on page 1.

### **Auditors**

The Auditor General is responsible for the statutory audit of the Fund in accordance with Article 229 of the Constitution of Kenya and the Public Audit Act 2015. The Auditor General will carry out the audit of the entity for the year/period ended June 30, 2019 in accordance to section 23 of the Public Audit Act, 2015 which empowers the Auditor General to appoint an auditor to audit on his behalf].

By Order of the Board

Member of the Board

Date: 24/9/2021

**Kwale County Youth, Women and Persons with Disabilities Revolving Fund.  
Reports and Financial Statements  
For the year ended June 30<sup>th</sup>, 2019**

---

**9. STATEMENT OF MANAGEMENT'S RESPONSIBILITIES**

Section 167 of the Public Finance Management Act, 2012 requires that, at the end of each financial year, the Administrator of a Fund established shall prepare financial statements for the Fund in accordance with the standards and formats prescribed by the Public Sector Accounting Standards Board.


The Administrator of the Fund is responsible for the preparation and presentation of the Fund's financial statements, which give a true and fair view of the state of affairs of the Fund for and as at the end of the financial year ended on June 30, 2019. This responsibility includes: (i) maintaining adequate financial management arrangements and ensuring that these continue to be effective throughout the reporting period; (ii) maintaining proper accounting records, which disclose with reasonable accuracy at any time the financial position of the Fund; (iii) designing, implementing and maintaining internal controls relevant to the preparation and fair presentation of the financial statements, and ensuring that they are free from material misstatements, whether due to error or fraud; (iv) safeguarding the assets of the Fund; (v) selecting and applying appropriate accounting policies; and (vi) making accounting estimates that are reasonable in the circumstances.

The Administrator of the Fund accepts responsibility for the Fund's financial statements, which have been prepared using appropriate accounting policies supported by reasonable and prudent judgements and estimates, in conformity with International Public Sector Accounting Standards (IPSAS), and in the manner required by the PFM Act, 2012. The Administrator of the Fund is of the opinion that the Fund's financial statements give a true and fair view of the state of Fund's transactions during the financial year ended June 30, 2019, and of the Fund's financial position as at that date. The Administrator further confirm the completeness of the accounting records maintained for the Fund, which have been relied upon in the preparation of the Fund's financial statements as well as the adequacy of the systems of internal financial control.

In preparing the financial statements, the Administrator of the Fund has assessed the Fund's ability to continue as a going concern and disclosed, as applicable, matters relating to the use of going concern basis of preparation of the financial statements. Nothing has come to the attention of the Administrator to indicate that the Fund will not remain a going concern for at least the next twelve months from the date of this statement.

**Approval of the financial statements**

The Reviewed Fund's financial statements were approved by the Board on 24/9/2021 2021 and signed on its behalf by:



\_\_\_\_\_  
Administrator of the Fund

# REPUBLIC OF KENYA

Telephone: +254-(20) 3214000  
E-mail: info@oagkenya.go.ke  
Website: www.oagkenya.go.ke



HEADQUARTERS  
Anniversary Towers  
Monrovia Street  
P.O. Box 30084-00100  
NAIROBI

## REPORT OF THE AUDITOR-GENERAL ON KWALE COUNTY YOUTH, WOMEN AND PERSONS WITH DISABILITIES REVOLVING FUND FOR THE YEAR ENDED 30 JUNE, 2019

---

### REPORT ON THE FINANCIAL STATEMENTS

#### Adverse Opinion

I have audited the accompanying financial statements of Kwale County Youth, Women and Persons with Disabilities Revolving Fund set out on pages 14 to 48, which comprise of the statement of financial position as at 30 June, 2019, and the statement of financial performance, statement of changes in net assets, statement of cash flows and the statement of comparison of budget and actual amounts for the year then ended, and a summary of significant accounting policies and other explanatory information in accordance with the provisions of Article 229 of the Constitution of Kenya and Section 35 of the Public Audit Act, 2015. I have obtained all the information and explanations which, to the best of my knowledge and belief, were necessary for the purpose of the audit.

In my opinion, because of the significance of matters discussed in the Basis for Adverse Opinion section of my report, the financial statements do not present fairly, the financial position of Kwale County Youth, Women and Persons With Disabilities Revolving Fund as at 30 June, 2019, and of its financial performance and its cash flows for the year then ended, in accordance with International Public Sector Accounting Standards (Accrual Basis) and do not comply with the Public Finance Management Act, 2012.

#### Basis for Adverse Opinion

##### 1. Material Uncertainty on Sustainability of Services

According to Paragraph four (4) of the statement of Management responsibilities, the financial statements have been prepared on a going concern basis. However, information available indicates that the Controller of Budget declined to approve release of Exchequer to the Fund for the financial year 2017/2018 and 2018/2019 due to lack of enabling legislation in line with Section 116(1) of the Public Finance Management Act, 2012, which states that 'the County Executive Member for Finance may establish other public funds with the approval of the County Executive Committee and County Assembly'. As at the time of audit in the month of October, 2019, the County Assembly had not enacted the legislation. Therefore, the fund is operating illegally.

Uncertainty over enactment of the enabling legislation and freeze of Exchequer funding significantly casts doubts on the continued operation and ability of the Fund to sustain its services.

## **2. Un-Serviced Loans**

As reported in 2017/2018, the statement of financial position as at 30 June, 2019 reflects outstanding loans balance of Kshs.28,836,806, in respect of loans owed by five hundred and three (503) groups. However, the outstanding loans schedule indicates that four hundred and forty three (443) groups did not make any repayments during the financial year under review, despite loan agreements providing that borrowed funds are to be settled within fourteen (14) months. Consequently, the borrowers were in default.

Further, the supporting schedule reflects unallocated repayments amounting to Kshs.4,692,419 in the bank with no corresponding information of the depositors. The Management has not clearly demonstrated evidence of reconciling the figure. Furthermore, the outstanding loan balance of Kshs.28,836,806 was not subjected to provision for bad debts although full recoverability of the loans is doubtful.

Consequently, the accuracy and full recoverability of the outstanding loans amount of Kshs.28,836,806 as at 30 June, 2019 could not be confirmed.

The audit was conducted in accordance with International Standards of Supreme Audit Institutions (ISSAIs). I am independent of Kwale County Youth, Women and Persons With Disabilities Revolving Fund in accordance with ISSAI 130 on Code of Ethics. I have fulfilled other ethical responsibilities in accordance with the ISSAI and in accordance with other ethical requirements applicable to performing audits of financial statements in Kenya. I believe that the audit evidence I have obtained is sufficient and appropriate to provide a basis for my adverse opinion.

### **Key Audit Matters**

Key audit matters are those matters that, in my professional judgment, are of most significance in the audit of the financial statements. There were no key audit matters to report in the year under review

### **Other Matter**

### **Budgetary Controls**

The statement of comparison of budget and actual amounts for the year ended 30 June, 2019 reflects a budget of Kshs.3,000,000 for the financial year 2018/2019. However, approval of the budget estimates by the County Executive Committee Member for Finance in line with Regulation 39(2) of the Public Finance Management (County Governments) Regulations, 2015 which state that, "prior to incurring any expenditure, accounting officers shall seek the approval of the County Treasury, and if approval is

granted by the County Executive Committee Member, it shall be communicated to the accounting officers through a notification which shall be copied to the Auditor-General and the Controller of Budget”, was not availed for audit verification. Although the Management attributed the state of affairs to the nature of the Fund, the basis for allocation of funds and intended use are not disclosed in these financial statements.

## REPORT ON LAWFULNESS AND EFFECTIVENESS IN USE OF PUBLIC RESOURCES

### **Conclusion**

As required by Article 229(6) of the Constitution, based on the audit procedures performed, except for the matter described in the Basis for Conclusion on Lawfulness and Effectiveness in use of public resources section of my report, I confirm that, nothing else has come to my attention to cause me to believe that public resources have not been applied lawfully and in an effective way.

### **Basis for Conclusion**

#### **Irregular Operationalization of the Fund**

As reported in the previous year, the Fund is operated without the enabling legislation. This is contrary to Section 116(1) of the Public Finance Management Act, 2012, which states that, “the County Executive Committee Member for Finance may establish other public funds with the approval of the County Executive Committee and County Assembly”. In addition, the County Treasury authorized the opening of bank account on 19 February, 2015 when the operationalization of the Fund had not been approved. The bank account had a balance of Kshs.20,141,900 as at 30 June, 2019.

Consequently, the Fund Management is in breach of the law and operated illegally for the year ended 30 June, 2019.

The audit was conducted in accordance with ISSAI 4000. The standard requires that I comply with ethical requirements and plan and perform the audit to obtain assurance about whether the activities, financial transactions and information reflected in the financial statements are in compliance, in all material respects, with the authorities that govern them. I believe that the audit evidence I have obtained is sufficient and appropriate to provide a basis for my conclusion.

## REPORT ON EFFECTIVENESS OF INTERNAL CONTROLS, RISK MANAGEMENT AND GOVERNANCE

### **Conclusion**

As required by Section 7(1)(a) of the Public Audit Act, 2015, based on the audit procedures performed, except for the matter described in the Basis for Conclusion on Effectiveness of Internal Controls, Risk Management and Governance section of my

report, I confirm that, nothing else has come to my attention to cause me to believe that internal controls, risk management and overall governance were not effective.

## **Basis for Conclusion**

### **Lack of Audit Committee**

By the time of audit, in the month of October, 2019, Kwale County Youth, Women and Persons with Disabilities Revolving Fund had not established an audit committee in line with Regulation 167(1) of the Public Finance Management (County Governments) Regulations, 2015 which states that "each county government entity shall establish an audit committee". The functions of the audit committee as stated in Regulation 168 of Public Finance Management (County Governments) Regulations, 2015 is to support the accounting officers with regard to their responsibilities for issues of risk, internal control and governance and associated assurance.

The Fund is in contravention of the law and therefore, the effectiveness of the Fund's internal controls and risk management is not assured.

The audit was conducted in accordance with ISSAI 2315 and ISSAI 2330. The standards require that I plan and perform the audit to obtain assurance about whether effective processes and systems of internal control, risk management and governance were operating effectively, in all material respects. I believe that the audit evidence I have obtained is sufficient and appropriate to provide a basis for my conclusion.

### **Responsibilities of Management and the Board**

Management is responsible for the preparation and fair presentation of these financial statements in accordance with International Public Sector Accounting Standards (Accrual Basis) and for maintaining effective internal control as Management determines is necessary to enable the preparation of financial statements that are free from material misstatement, whether due to fraud or error and for its assessment of the effectiveness of internal control, risk management and governance.

In preparing the financial statements, Management is responsible for assessing the ability of Kwale County Youth, Women and Persons with Disabilities Fund's ability to continue to sustain its services disclosing, as applicable, matters related to sustainability of services and using the applicable basis of accounting unless Management is aware of the intention to terminate Kwale County Youth, Women and Persons with Disabilities Fund or to cease operations.

Management is also responsible for the submission of the financial statements to the Auditor-General in accordance with the provisions of Section 47 of the Public Audit Act, 2015.

In addition to the responsibility for the preparation and presentation of the financial statements described above, Management is also responsible for ensuring that the activities, financial transactions and information reflected in the financial statements are in compliance with the authorities which govern them, and that public resources are applied in an effective way.

The Board members are responsible for overseeing Revolving Fund's financial reporting process, reviewing the effectiveness of how the entity monitors compliance with relevant legislative and regulatory requirements, ensuring that effective processes and systems are in place to address key roles and responsibilities in relation to overall governance and risk management, and ensuring the adequacy and effectiveness of the control environment.

### **Auditor-General's Responsibilities for the Audit**

The audit objectives are to obtain reasonable assurance about whether the financial statements as a whole are free from material misstatement, whether due to fraud or error, and to issue an auditor's report that includes my opinion in accordance with the provisions of Section 48 of the Public Audit Act, 2015 and submit the audit report in compliance with Article 229(7) of the Constitution. Reasonable assurance is a high level of assurance, but is not a guarantee that an audit conducted in accordance with ISSAIs will always detect a material misstatement and weakness when it exists. Misstatements can arise from fraud or error and are considered material if, individually or in the aggregate, they could reasonably be expected to influence the economic decisions of users taken on the basis of these financial statements.

In addition to the audit of the financial statements, a compliance audit is planned and performed to express a conclusion about whether, in all material respects, the activities, financial transactions and information reflected in the financial statements are in compliance with the authorities that govern them and that public resources are applied in an effective way, in accordance with the provisions of Article 229(6) of the Constitution and submit the audit report in compliance with Article 229(7) of the Constitution.

Further, in planning and performing the audit of the financial statements and audit of compliance, I consider internal control in order to give an assurance on the effectiveness of internal controls, risk management and governance processes and systems in accordance with the provisions of Section 7(1)(a) of the Public Audit Act, 2015 and submit the audit report in compliance with Article 229(7) of the Constitution. My consideration of the internal control would not necessarily disclose all matters in the internal control that might be material weaknesses under the ISSAIs. A material weakness is a condition in which the design or operation of one or more of the internal control components does not reduce to a relatively low level the risk that misstatements caused by error or fraud in amounts that would be material in relation to the financial statements being audited may occur and not be detected within a timely period by employees in the normal course of performing their assigned functions.

Because of its inherent limitations, internal control may not prevent or detect misstatements and instances of non-compliance. Also, projections of any evaluation of effectiveness to future periods are subject to the risk that controls may become inadequate because of changes in conditions, or that the degree of compliance with Fund's policies and procedures may deteriorate.

As part of an audit conducted in accordance with ISSAIs, I exercise professional judgement and maintain professional skepticism throughout the audit. I also:

- Identify and assess the risks of material misstatement of the financial statements, whether due to fraud or error, design and perform audit procedures responsive to those risks, and obtain audit evidence that is sufficient and appropriate to provide a basis for my opinion. The risk of not detecting a material misstatement resulting from fraud is higher than for one resulting from error, as fraud may involve collusion, forgery, intentional omissions, misrepresentations, or the override of internal control.
- Evaluate the appropriateness of accounting policies used and the reasonableness of accounting estimates and related disclosures made by the Management.
- Conclude on the appropriateness of the Management's use of the going concern basis of accounting and, based on the audit evidence obtained, whether a material uncertainty exists related to events or conditions that may cast significant doubt on the Fund's ability to continue to sustain its services. If I conclude that a material uncertainty exists, I am required to draw attention in the auditor's report to the related disclosures in the financial statements or, if such disclosures are inadequate, to modify my opinion. My conclusions are based on the audit evidence obtained up to the date of my audit report. However, future events or conditions may cause Fund to cease to continue sustain its services.
- Evaluate the overall presentation, structure and content of the financial statements, including the disclosures, and whether the financial statements represent the underlying transactions and events in a manner that achieves fair presentation.
- Obtain sufficient appropriate audit evidence regarding the financial information and business activities of Fund to express an opinion on the financial statements.
- Perform such other procedures as I consider necessary in the circumstances.

I communicate with the Management regarding, among other matters, the planned scope and timing of the audit and significant audit findings, including any significant deficiencies in internal control that are identified during the audit.

I also provide Management with a statement that I have complied with relevant ethical requirements regarding independence, and to communicate with them all relationships

and other matters that may reasonably be thought to bear on my independence, and where applicable, related safeguards.

  
Nancy Gathungu  
AUDITOR-GENERAL

**Nairobi**

**15 October, 2021**

**Kwale County Youth, Women and Persons with Disabilities Revolving Fund.  
Reports and Financial Statements  
For the year ended June 30<sup>th</sup>, 2019**

**11. FINANCIAL STATEMENTS**

**11.1. STATEMENT OF FINANCIAL PERFORMANCE FOR THE YEAR ENDED 30<sup>TH</sup> JUNE 2019**

	Note	FY2018/2019	FY2017/2018
		Kshs	Kshs
<b>Revenue from non-exchange transactions</b>			
Public contributions and donations	1		
Transfers from the County Government	2		
Fines, penalties and other levies	3	3,352,922	3,117,362
<b>Revenue from exchange transactions</b>			
Interest income	4		
Other income	5		
<b>Total revenue</b>		<b>3,352,922</b>	<b>3,117,362</b>
<b>Expenses</b>			
Fund administration expenses	6		
General expenses	7		
Finance costs	8		
<b>Total expenses</b>			
<b>Other gains/losses</b>			
Gain/loss on disposal of assets	9		
<b>Surplus/( deficit) for the period</b>		<b>3,352,922</b>	<b>3,117,362</b>

**Kwale County Youth, Women and Persons with Disabilities Revolving Fund.  
Reports and Financial Statements  
For the year ended June 30<sup>th</sup>, 2019**

**11.2. STATEMENT OF FINANCIAL POSITIONAS AT 30<sup>TH</sup> JUNE 2019**

	Note	FY2018/2019 Restated Kshs	FY2017/2018 Restated Kshs
<b>Assets</b>			
<b>Current assets</b>			
Cash and cash equivalents	10	20,141,900	* 19,086,182
Current portion of long term receivables from exchange transactions	11	3,352,922	3,117,362 *
Prepayments	12		
Inventories	13		
<b>Non-current assets</b>			
Property ,plant and equipment	14		
Intangible assets	15		
Long term receivables from exchange transactions	11	28,836,806	26,775,160 *
<b>Total assets</b>		<b>52,331,628</b>	<b>48,978,705</b>
<b>Liabilities</b>			
<b>Current liabilities</b>			
Trade and other payables from exchange transactions	16		
Provisions	17		
Current portion of borrowings	18		
Employee benefit obligations	19		
<b>Non-current liabilities</b>			
Non-current employee benefit obligation	19		
Long term portion of borrowings	18		
<b>Total liabilities</b>		<b>0.00</b>	<b>0.00</b>
<b>Net assets</b>		<b>52,331,627</b>	<b>48,978,705</b>
Revolving fund		<b>43,344,900</b>	<b>43,344,900 *</b>
Accumulated surplus b/f		5,633,805	2,516,443 *
Fund surplus/deficit for the year		3,352,922	3,117,362 *
<b>Total net assets and liabilities</b>		<b>52,331,627</b>	<b>48,978,705</b>

- The receivables have been broken down to reflect both current portion and long term portion as per note 11
- Revolving fund and accumulated surplus has been reinstated as per statement of changes in Net assets

The accounting policies and explanatory notes to these financial statements form an integral part of the financial statements. The entity reviewed financial statements were approved on 24/9/ 2021 and signed by:

**Kwale County Youth, Women and Persons with Disabilities Revolving Fund.  
Reports and Financial Statements  
For the year ended June 30<sup>th</sup>, 2019**

---

*Sheila*

Administrator of the Fund  
Name: GRACE SHEII

*Mwalimu Chea*

Fund Accountant  
Name: MWALIMU CHEA  
NO- 13181

**Kwale County Youth, Women and Persons with Disabilities Revolving Fund.  
Reports and Financial Statements  
For the year ended June 30, 2019**

**11.3. STATEMENT OF CHANGES IN NET ASSETS FOR THE PERIOD ENDED 30<sup>TH</sup> JUNE 2019**

	Revolving Fund Restated	Revaluation Reserve	Accumulated surplus Reinstated	Total Restated
	Kshs	Kshs	Kshs	Kshs
Balance as at 1 July 2017	43,344,900 *			43,344,900 *
Accumulated surplus b/f			2,516,443 *	2,516,443 *
Surplus/(deficit) for the period			3,117,362	3,117,362
Funds received during the year				
Revaluation gain				
<b>Balance as at 30 June 2018</b>	<b>43,344,900 *</b>		<b>5,633,805 *</b>	<b>48,978,705</b>
Balance as at 1 July 2018	43,344,900 *			43,344,900
Surplus/(deficit) for the period			3,352,922	3,352,922
Accumulated surplus b/f			5,633,805 *	5,633,805 *
Funds received during the year				
Revaluation gain				
<b>Balance as at 30 June 2019</b>	<b>43,344,900 *</b>		<b>8,986,727 *</b>	<b>52,331,627</b>

- Revolving fund has been reinstated as per funds originally disbursed by the County Treasury
- Accumulated surplus is redistributed per financial year as per Note No 23

**Kwale County Youth, Women and Persons with Disabilities Revolving Fund.  
Reports and Financial Statements  
For the year ended June 30, 2019**

**11.4. STATEMENT OF CASHFLOWS FOR THE YEAR ENDED 30<sup>TH</sup> JUNE 2019**

	Note	FY2018/2019	FY2017/2018
		Kshs	Kshs
<b>Cash flows from operating activities</b>			
<b>Receipts</b>			
Public contributions and donations			
Transfers from the County Government			
Interest received			
Receipts from revolving fund penalties	3	3,352,922 *	3,117,362.00 *
<b>Total Receipts</b>		<b>3,352,922</b>	<b>3,117,362 *</b>
<b>Payments</b>			
Fund administration expenses		0	0
General expenses		0	0
Finance cost		0	0
<b>Total Payments</b>			
<b>Adjusted for :increase/decrease in receivables-current portion</b>	11	(235,560)	(1,441,552) *
<b>Adjusted for :increase/decrease in receivables-long term portion</b>	11	(2,061,645)	(248,982)
<b>Net cash flows from operating activities</b>	20	<b>(2,297,205)</b>	<b>(1,690,535) *</b>
<b>Cash flows from investing activities</b>			
Purchase of property, plant, equipment and intangible assets			
Proceeds from sale of property, plant and equipment			
Proceeds from loan principal repayments			
Loan disbursements paid out			
<b>Net cash flows used in investing activities</b>			
<b>Cash flows from financing activities</b>			
Proceeds from revolving fund penalties			
Additional borrowings			
Repayment of borrowings			
<b>Net cash flows used in financing activities</b>			
<b>Net increase/(decrease)in cash and cash equivalents</b>	20	<b>1,055,717</b>	<b>1,426,827,00</b>
Cash and cash equivalents at 1July	10	19,086,182	17,659,355.00

**Kwale County Youth, Women and Persons with Disabilities Revolving Fund.  
Reports and Financial Statements  
For the year ended June 30<sup>th</sup>, 2019**

<b>Cash and cash equivalents at 30 June 2019.</b>	<b>10</b>	<b>20,141,900</b>	<b>19,086,182.00</b>
---	-----------	-------------------	----------------------

- Penalties charged as part of the income has been reinstated. Change in receivables has been adjusted to effect inflow of cash within the financial year as per Note 11
- Net cash flow from operations is disclosed in note 20

**Kwale County Youth, Women and Persons with Disabilities Revolving Fund.**  
**Reports and Financial Statements**  
**For the year ended June 30<sup>th</sup>, 2019**

**11.5. STATEMENT OF COMPARISON OF BUDGET AND ACTUAL AMOUNTS  
 FOR THE PERIOD ENDED 30<sup>TH</sup> JUNE 2019**

	Original budget	Adju stme nts	Final budget	Actual on comparab le basis	Perform ance differenc e	% utili sati on
	2019	2019	2019	2019	2019	2019
	Kshs	Kshs	Kshs	Kshs	Kshs	
<b>Revenue</b>						
Public contributions and donations						
Transfers from County Govt.	0		0			
Interest income						
Other income-penalties	3,000,000		3,000,000	3,352,922	352,922	112
<b>Total income</b>	<b>3,000,000</b>		<b>3,000,000</b>	<b>3,352,922</b>	<b>352,922</b>	<b>112</b>
<b>Others</b>						
Re-payments	2,000,000		2,000,000	1,056,018	943,982	53
<b>Total</b>	<b>2,000,000</b>		<b>2,000,000</b>	<b>1,056,018</b>	<b>943,982</b>	<b>53</b>
<b>Expenses</b>						
Fund administration expenses	120,000		120,000	0	0	0
General expenses						
Finance cost						
<b>Total expenditure</b>	<b>120,000</b>		<b>120,000</b>	<b>0</b>	<b>0</b>	<b>0</b>
<b>Surplus for the period</b>	<b>2,880,000</b>		<b>2,880,000</b>	<b>2,296,904</b>	<b>591,060</b>	<b>80</b>

## **11.6. SUMMARY OF SIGNIFICANT ACCOUNTING POLICIES**

### **1. Statement of compliance and basis of preparation**

The Fund's financial statements have been prepared in accordance with and comply with International Public Sector Accounting Standards (IPSAS). The financial statements are presented in Kenya shillings, which is the functional and reporting currency of the Fund. The accounting policies have been consistently applied to all the years presented.

The financial statements have been prepared on the basis of historical cost, unless stated otherwise. The cash flow statement is prepared using the direct method. The financial statements are prepared on accrual basis.

### **2. Adoption of new and revised standards**

#### **a) Relevant new standards and amendments to published standards effective for the year ended 30 June 2019**

<b>Standard</b>	<b>Effective date and impact:</b>
<b>IPSAS 39:</b> Employee Benefits	<b>Applicable: 1<sup>st</sup> January 2018</b> The objective to issue IPSAS 39 was to create convergence to changes in IAS 19 Employee benefits. The IPSASB needed to create convergence of IPSAS 25 to the amendments done to IAS 19. The main objective is to ensure accurate information relating to pension liabilities arising from the defined benefit scheme by doing away with the corridor approach.

#### **b) New and amended standards and interpretations in issue but not yet effective in the year ended 30 June 2019**

<b>Standard</b>	<b>Effective date and impact:</b>
<b>IPSAS 40: Public Sector Combinations</b>	<b>Applicable: 1<sup>st</sup> January 2019:</b> The standard covers public sector combinations arising from exchange transactions in which case they are treated similarly with IFRS 3 (applicable to acquisitions only) Business combinations and combinations arising from no exchange transactions which are covered purely under Public Sector combinations as amalgamations.

#### **c) Early adoption of standards**

The entity did not early – adopt any new or amended standards in year 2019.

**SUMMARY OF SIGNIFICANT ACCOUNTING POLICIES (CONTINUED)**

**3. Revenue recognition**

**i) Revenue from non-exchange transactions**

**Transfers from other government entities**

Revenues from non-exchange transactions with other government entities are measured at fair value and recognized on obtaining control of the asset (cash, goods, services and property) if the transfer is free from conditions and it is probable that the economic benefits or service potential related to the asset will flow to the entity and can be measured reliably.

**ii) Revenue from exchange transactions**

***Interest income***

Interest income is accrued using the effective yield method. The effective yield discounts estimated future cash receipts through the expected life of the financial asset to that asset's net carrying amount. The method applies this yield to the principal outstanding to determine interest income each period.

**4. Budget information**

The fund did not have a budget for the financial year.

**SUMMARY OF SIGNIFICANT ACCOUNTING POLICIES (CONTINUED)**

**5. Property, plant and equipment**

All property, plant and equipment are stated at cost less accumulated depreciation and impairment losses. Cost includes expenditure that is directly attributable to the acquisition of the items. When significant parts of property, plant and equipment are required to be replaced at intervals, the entity recognizes such parts as individual assets with specific useful lives and depreciates them accordingly. Likewise, when a major inspection is performed, its costs recognized in the carrying amount of the plant and equipment as a replacement if the recognition criteria are satisfied. All other repair and maintenance costs are recognized in surplus or deficit as incurred. Where an asset is acquired in a non-exchange transaction for nil or nominal consideration the asset is initially measured at its fair value.

**6. Intangible assets**

Intangible assets acquired separately are initially recognized at cost. The cost of intangible assets acquired in a non-exchange transaction is their fair value at the date of the exchange. Following initial recognition, intangible assets are carried at cost less any accumulated amortization and accumulated impairment losses. Internally generated intangible assets, excluding capitalized development costs, are not capitalized and expenditure is reflected in surplus or deficit in the period in which the expenditure is incurred.

The useful life of the intangible assets is assessed as either finite or indefinite.

**7. Financial instruments**

**Financial assets**

**Initial recognition and measurement**

Financial assets within the scope of IPSAS 29 Financial Instruments: Recognition and Measurement are classifieds financial assets at fair value through surplus or deficit, loans and receivables, held-to-maturity investments or available-for-sale financial assets, as appropriate. The Entity determines the classification of its financial assets at initial recognition.

**Loans and receivables**

Loans and receivables are non-derivative financial assets with fixed or determinable payments that are not quoted in an active market. After initial measurement, such financial assets are subsequently measured at amortized cost using the effective interest method, less impairment. Amortized cost is calculated by taking into account any discount or premium on acquisition and fees or costs that are an integral part of the effective interest rate. Losses arising from impairment are recognized in the surplus or deficit.

**SUMMARY OF SIGNIFICANT ACCOUNTING POLICIES (CONTINUED)**

**Held-to-maturity**

Non-derivative financial assets with fixed or determinable payments and fixed maturities are classified as held to maturity when the Entity has the positive intention and ability to hold it to maturity. After initial measurement, held-to-maturity investments are measured at amortized cost using the effective interest method, less impairment. Amortized cost is calculated by taking into account any discount or premium on acquisition and fees or costs that are an integral part of the effective interest rate. The losses arising from impairment are recognized in surplus or deficit.

**Impairment of financial assets**

The Entity assesses at each reporting date whether there is objective evidence that a financial asset or an entity of financial assets is impaired. A financial asset or an entity of financial assets is deemed to be impaired if, and only if, there is objective evidence of impairment as a result of one or more events that has occurred after the initial recognition of the asset (an incurred 'loss event') and that loss event has an impact on the estimated future cash flows of the financial asset or the entity of financial assets that can be reliably estimated. Evidence of impairment may include the following indicators:

- The debtors or an entity of debtors are experiencing significant financial difficulty
- Default or delinquency in interest or principal payments
- The probability that debtors will enter bankruptcy or other financial reorganization
- Observable data indicates a measurable decrease in estimated future cash flows (e.g. changes in arrears or economic conditions that correlate with defaults)

**Financial liabilities**

**Initial recognition and measurement**

Financial liabilities within the scope of IPSAS 29 are classified as financial liabilities at fair value through surplus or deficit or loans and borrowings, as appropriate. The Entity determines the classification of its financial liabilities at initial recognition.

All financial liabilities are recognized initially at fair value and, in the case of loans and borrowings, plus directly attributable transaction costs.

**Loans and borrowing**

After initial recognition, interest bearing loans and borrowings are subsequently measured at amortized cost using the effective interest method. Gains and losses are recognized in surplus or deficit when the liabilities are derecognized as well as through the effective interest method amortization process.

Amortized cost is calculated by taking into account any discount or premium on acquisition and fees or costs that are an integral part of the effective interest rate.

**SUMMARY OF SIGNIFICANT ACCOUNTING POLICIES (CONTINUED)**

**8. Inventories**

Inventory is measured at cost upon initial recognition. To the extent that inventory was received through non-exchange transactions (for no cost or for a nominal cost), the cost of the inventory is its fair value at the date of acquisition.

Costs incurred in bringing each product to its present location and conditions are accounted for, as follows:

- Raw materials: purchase cost using the weighted average cost method
- Finished goods and work in progress: cost of direct materials and labour and a proportion of manufacturing overheads based on the normal operating capacity, but excluding borrowing costs

After initial recognition, inventory is measured at the lower of cost and net realizable value. However, to the extent that a class of inventory is distributed or deployed at no charge or for a nominal charge, that class of inventory is measured at the lower of cost and current replacement cost.

Net realizable value is the estimated selling price in the ordinary course of operations, less the estimated costs of completion and the estimated costs necessary to make the sale, exchange, or distribution.

Inventories are recognized as an expense when deployed for utilization or consumption in the ordinary course of operations of the Entity.

**9. Provisions**

Provisions are recognized when the Entity has a present obligation (legal or constructive) as a result of a past event, it is probable that an outflow of resources embodying economic benefits or service potential will be required to settle the obligation and a reliable estimate can be made of the amount of the obligation.

Where the Entity expects some or all of a provision to be reimbursed, for example, under an insurance contract, the reimbursement is recognized as a separate asset only when the reimbursement is virtually certain.

The expense relating to any provision is presented in the statement of financial performance net of any reimbursement.

**Contingent liabilities**

The Entity does not recognize a contingent liability, but discloses details of any contingencies in the notes to the financial statements, unless the possibility of an outflow of resources embodying economic benefits or service potential is remote.

**SUMMARY OF SIGNIFICANT ACCOUNTING POLICIES (CONTINUED)**

**Contingent assets**

The Entity does not recognize a contingent asset, but discloses details of a possible asset whose existence is contingent on the occurrence or non-occurrence of one or more uncertain future events not wholly within the control of the Entity in the notes to the financial statements. Contingent assets are assessed continually to ensure that developments are appropriately reflected in the financial statements. If it has become virtually certain that an inflow of economic benefits or service potential will arise and the asset's value can be measured reliably, the asset and the related revenue are recognized in the financial statements of the period in which the change occurs.

**10. Nature and purpose of reserves**

The Entity creates and maintains reserves in terms of specific requirements. The fund has no reserves.

**11. Changes in accounting policies and estimates**

The Entity recognizes the effects of changes in accounting policy retrospectively. The effects of changes in accounting policy are applied prospectively if retrospective application is impractical.

**12. Employee benefits– Retirement benefit plans**

The Entity provides retirement benefits for its employees and directors. Defined contribution plans are post-employment benefit plans under which an entity pays fixed contributions into a separate entity (a fund), and will have no legal or constructive obligation to pay further contributions if the fund does not hold sufficient assets to pay all employee benefits relating to employee service in the current and prior periods. The contributions to fund obligations for the payment of retirement benefits are charged against income in the year in which they become payable.

Defined benefit plans are post-employment benefit plans other than defined-contribution plans. The defined benefit funds are actuarially valued tri-annually on the projected unit credit method basis. Deficits identified are recovered through lump sum payments or increased future contributions on proportional basis to all participating employers. The contributions and lump sum payments reduce the post-employment benefit obligation.

**13. Foreign currency transactions**

Transactions in foreign currencies are initially accounted for at the ruling rate of exchange on the date of the transaction. Trade creditors or debtors denominated in foreign currency are reported at the statement of financial position reporting date by applying the exchange rate on that date. Exchange differences arising from the settlement of creditors, or from the reporting of creditors at rates different from those at which they were initially recorded during the period, are recognized as income or expenses in the period in which they arise.

**SUMMARY OF SIGNIFICANT ACCOUNTING POLICIES (CONTINUED)**

**14. Borrowing costs**

Borrowing costs are capitalized against qualifying assets as part of property, plant and equipment. Such borrowing costs are capitalized over the period during which the asset is being acquired or constructed and borrowings have been incurred. Capitalization ceases when construction of the asset is complete. Further borrowing costs are charged to the statement of financial performance.

**15. Related parties**

The Entity regards a related party as a person or an entity with the ability to exert control individually or jointly, or to exercise significant influence over the Entity, or vice versa. Members of key management are regarded as related parties and comprise the directors, the CEO and senior managers.

**16. Cash and cash equivalents**

Cash and cash equivalents comprise cash on hand and cash at bank, short-term deposits on call and highly liquid investments with an original maturity of three months or less, which are readily convertible to known amounts of cash and are subject to insignificant risk of changes in value. Bank account balances include amounts held at the Central Bank of Kenya and at various commercial banks at the end of the financial year. For the purposes of these financial statements, cash and cash equivalents also include short term cash imprests and advances to authorised public officers and/or institutions which were not surrendered or accounted for at the end of the financial year.

**17. Comparative figures**

Where necessary comparative figures for the previous financial year have been amended or reconfigured to conform to the required changes in presentation.

**18. Events after the reporting period**

There were no material adjusting and non- adjusting events after the reporting period.

**19. Ultimate and Holding Entity**

**20. Currency**

The financial statements are presented in Kenya Shillings (Kshs).

**SUMMARY OF SIGNIFICANT ACCOUNTING POLICIES (CONTINUED)**

**21. Significant judgments and sources of estimation uncertainty**

The preparation of the Entity's financial statements in conformity with IPSAS requires management to make judgments, estimates and assumptions that affect the reported amounts of revenues, expenses, assets and liabilities, and the disclosure of contingent liabilities, at the end of the reporting period. However, uncertainty about these assumptions and estimates could result in outcomes that require a material adjustment to the carrying amount of the asset or liability affected in future periods.

State all judgements, estimates and assumptions made: e.g.

**Estimates and assumptions** – The key assumptions concerning the future and other key sources of estimation uncertainty at the reporting date, that have a significant risk of causing a material adjustment to the carrying amounts of assets and liabilities within the next financial year, are described below. The Entity based its assumptions and estimates on parameters available when the consolidated financial statements were prepared. However, existing circumstances and assumptions about future developments may change due to market changes or circumstances arising beyond the control of the Entity. Such changes are reflected in the assumptions when they occur. IPSAS 1.140.

**Useful lives and residual values**

The useful lives and residual values of assets are assessed using the following indicators to inform potential future use and value from disposal:

- The condition of the asset based on the assessment of experts employed by the Entity
- The nature of the asset, its susceptibility and adaptability to changes in technology and processes
- The nature of the processes in which the asset is deployed
- Availability of funding to replace the asset
- Changes in the market in relation to the asset

**Provisions**

Provisions were raised and management determined an estimate based on the information available. Provisions are measured at the management's best estimate of the expenditure required to settle the obligation at the reporting date, and are discounted to present value where the effect is material.

**SUMMARY OF SIGNIFICANT ACCOUNTING POLICIES (CONTINUED)**

**22. Financial risk management**

The Fund's activities expose it to a variety of financial risks including credit and liquidity risks and effects of changes in foreign currency. The Fund's overall risk management programme focuses on unpredictability of changes in the business environment and seeks to minimise the potential adverse effect of such risks on its performance by setting acceptable levels of risk. The Fund does not hedge any risks and has in place policies to ensure that credit is only extended to customers with an established credit history.

The Fund's financial risk management objectives and policies are detailed below:

**a) Credit risk**

The Fund has exposure to credit risk, which is the risk that a counterparty will be unable to pay amounts in full when due. Credit risk arises from cash and cash equivalents, and deposits with banks, as well as trade and other receivables and available-for-sale financial investments.

Management assesses the credit quality of each customer, taking into account its financial position, past experience and other factors. Individual risk limits are set based on internal or external assessment in accordance with limits set by the directors. The amounts presented in the statement of financial position are net of allowances for doubtful receivables, estimated by the company's management based on prior experience and their assessment of the current economic environment.

The carrying amount of financial assets recorded in the financial statements representing the entity's maximum exposure to credit risk without taking account of the value of any collateral obtained is made up as follows:

	Total amount Restated Kshs	Fully performing Kshs	Past due Kshs	Impaired Kshs
<b>At 30 June 2019</b>				
Receivables from exchange transactions				
Current portion of long term receivables from exchange transactions	3,352,922			
Long term receivables from exchange transactions	28,836,806			
Bank balances	20,141,900			
<b>Total</b>	<b>52,331,628</b>			
<b>At 30 June 2018</b>				
Current portion of Receivables from exchange transactions	3,117,362			
LongtermReceivables from exchange transactions	26,755,160			

**Kwale County Youth, Women and Persons with Disabilities Revolving Fund.**  
**Reports and Financial Statements**  
**For the year ended June 30<sup>th</sup>, 2019**

Bank balances	19,086,182			
<b>Total</b>	<b>48,978,705</b>			

**Kwale County Youth, Women and Persons with Disabilities Revolving Fund.  
Reports and Financial Statements  
For the year ended June 30<sup>th</sup>, 2019**

**SUMMARY OF SIGNIFICANT ACCOUNTING POLICIES (CONTINUED)**

The customers under the fully performing category are paying their debts as they continue trading. The credit risk associated with these receivables is minimal and the allowance for uncollectible amounts that the company has recognised in the financial statements is considered adequate to cover any potentially irrecoverable amounts.

The board of trustees sets the Fund's credit policies and objectives and lays down parameters within which the various aspects of credit risk management are operated.

**b) Liquidity risk management**

Ultimate responsibility for liquidity risk management rests with the Fund Administrator, who has built an appropriate liquidity risk management framework for the management of the entity's short, medium and long-term funding and liquidity management requirements. The entity manages liquidity risk through continuous monitoring of forecasts and actual cash flows.

The table below represents cash flows payable by the Fund under non-derivative financial liabilities by their remaining contractual maturities at the reporting date. The amounts disclosed in the table are the contractual undiscounted cash flows. Balances due within 12 months equal their carrying balances, as the impact of discounting is not significant.

	Less than 1 month	Between 1- 3 months	Over 5 months	Total
	Kshs	Kshs	Kshs	Kshs
<b>At 30 June 2019</b>				
Trade payables				
Current portion of borrowings				
Provisions				
Employee benefit obligation				
<b>Total</b>				
<b>At 30 June 2018</b>				
Trade payables				
Current portion of borrowings				
Provisions				
Employee benefit obligation				
<b>Total</b>				

**Kwale County Youth, Women and Persons with Disabilities Revolving Fund.  
Reports and Financial Statements  
For the year ended June 30<sup>th</sup>, 2019**

**SUMMARY OF SIGNIFICANT ACCOUNTING POLICIES (CONTINUED)**

**c) Market risk**

The board has put in place an internal audit function to assist it in assessing the risk faced by the entity on an ongoing basis, evaluate and test the design and effectiveness of its internal accounting and operational controls.

Market risk is the risk arising from changes in market prices, such as interest rate, equity prices and foreign exchange rates which will affect the entity's income or the value of its holding of financial instruments. The objective of market risk management is to manage and control market risk exposures within acceptable parameters, while optimising the return. Overall responsibility for managing market risk rests with the Audit and Risk Management Committee.

The Fund's Finance Department is responsible for the development of detailed risk management policies (subject to review and approval by Audit and Risk Management Committee) and for the day to day implementation of those policies.

There has been no change to the entity's exposure to market risks or the manner in which it manages and measures the risk.

**i. Foreign currency risk**

The fund has no transactional currency exposures. Such exposure arises through purchases of goods and services that are done in currencies other than the local currency. Invoices denominated in foreign currencies are paid after 30 days from the date of the invoice and conversion at the time of payment is done using the prevailing exchange rate.

The carrying amount of the entity's foreign currency denominated monetary assets and monetary liabilities at the end of the reporting period are as follows:

		Other currencies	Total
		Kshs	Kshs
<b>At 30<sup>th</sup> June 2019</b>			
Financial assets (investments, cash ,debtors)			
Liabilities			
Trade and other payables			
Borrowings			
Net foreign currency asset/(liability)			

The Fund manages foreign exchange risk form future commercial transactions and recognised assets and liabilities by projecting for expected sales proceeds and matching the same with expected payments.

**SUMMARY OF SIGNIFICANT ACCOUNTING POLICIES (CONTINUED)**

**Foreign currency sensitivity analysis**

The following table demonstrates the effect on the Fund's statement of financial performance on applying the sensitivity for a reasonable possible change in the exchange rate of the three main transaction currencies, with all other variables held constant. The reverse would also occur if the Kenya Shilling appreciated with all other variables held constant.

	Change in currency rate	Effect on surplus/ deficit	Effect on equity
	Kshs	Kshs	Kshs
<b>2019</b>			
Euro			
USD			
<b>2018</b>			
Euro			
USD			

**ii. Interest rate risk**

Interest rate risk is the risk that the entity's financial condition may be adversely affected as a result of changes in interest rate levels. The company's interest rate risk arises from bank deposits. This exposes the Fund to cash flow interest rate risk. The interest rate risk exposure arises mainly from interest rate movements on the Fund's deposits.

**Management of interest rate risk**

To manage the interest rate risk, management has endeavoured to bank with institutions that offer favourable interest rates.

**Sensitivity analysis**

**Kwale County Youth, Women and Persons with Disabilities Revolving Fund.  
Reports and Financial Statements  
For the year ended June 30<sup>th</sup>, 2019**

**SUMMARY OF SIGNIFICANT ACCOUNTING POLICIES (CONTINUED)**

**d) Capital risk management**

The objective of the Fund's capital risk management is to safeguard the Fund's ability to continue as a going concern. The entity capital structure comprises of the following funds:

	Restated 2019 Kshs	Restated 2018 Kshs
Revaluation reserve		
Revolving fund	43,344,900	43,344,900
Accumulated surplus	8,986,727	5,633,805
<b>Total funds</b>	<b>52,331,627</b>	<b>48,978,705</b>
Total borrowings		
Less: cash and bank balances		
Net debt/(excess cash and cash equivalents)		
<b>Gearing</b>		

- Revolving fund distributed to separate revolving fund and accumulated surpluses

**Kwale County Youth, Women and Persons with Disabilities Revolving Fund.  
Reports and Financial Statements  
For the year ended June 30<sup>th</sup>, 2019**

**11.7. NOTES TO THE FINANCIAL STATEMENTS**

**1. Public contributions and donations**

Description	FY2018/2019	FY2017/2018
	Kshs	Kshs
Donation from development partners		
Contributions from the public		
<b>Total</b>		

**2. Transfers from County Government**

Description	FY2018/2019	FY2017/2018
	Kshs	Kshs
Transfers from County Govt. – operations		
Payments by County on behalf of the entity		
<b>Total</b>		

**3. Fines, penalties and other levies**

Description	FY2018/2019	FY2017/2018
	Kshs	Kshs
Late payment penalties		
Fines	3,352,922	3,117,362
<b>Total</b>	<b>3,352,922</b>	<b>3,117,362</b>

**4. Interest income**

Description	FY2018/2019	FY2017/2018
	Kshs	Kshs
Interest income from loans(mortgage or car loans)		
<b>Total interest income</b>		

**Kwale County Youth, Women and Persons with Disabilities Revolving Fund.  
Reports and Financial Statements  
For the year ended June 30<sup>th</sup>, 2019**

**5. Other income**

Description	FY2018/2019 Kshs	FY2017/2018 Kshs
Insurance recoveries		
Income from sale of tender documents		
Miscellaneous income		
<b>Total other income</b>		

**Fund administration expenses**

Description	FY2018/2019 Kshs	FY2017/2018 Kshs
Other costs		
Loan processing costs		
Professional services costs		
<b>Total</b>		

**6. Staff costs**

Description	FY2018/2019 Kshs	FY2017/2018 Kshs
Salaries and wages		
Staff gratuity		
Staff training expenses		
Social security contribution		
Other staff costs		
<b>Total</b>		

**Kwale County Youth, Women and Persons with Disabilities Revolving Fund.  
 Reports and Financial Statements  
 For the year ended June 30<sup>th</sup>, 2019**

---

**NOTES TO THE FINANCIAL STATEMENTS (CONTINUED)**

**7. General expenses**

Description	FY2018/2019	FY2017/2018
	Kshs	Kshs
Consumables		
Electricity and water expenses		
Fuel and oil costs		
Insurance costs		
Postage		
Printing and stationery		
Rental costs		
Security costs		
Telecommunication		
Hospitality		
Depreciation and amortization costs		
Other expenses		
<b>Total</b>		

**Kwale County Youth, Women and Persons with Disabilities Revolving Fund.  
Reports and Financial Statements  
For the year ended June 30<sup>th</sup>, 2019**

**NOTES TO THE FINANCIAL STATEMENTS (CONTINUED)**

**8. Finance costs**

Description	FY2018/2019	FY2017/2018
	Kshs	Kshs
Interest on bank overdrafts		
Interest on loans from banks		
<b>Total</b>		

**9. Gain on disposal of assets**

Description	FY2018/2019	FY2017/2018
	Kshs	Kshs
Property, plant and equipment		
Intangible assets		
<b>Total</b>		

**10. Cash and cash equivalents**

Description	FY2018/2019	FY2017/2018
	Kshs	Kshs
Fixed deposits account		
On – call deposits		
Current account		
Others /fund account	20,141,900	19,086,182
<b>Total cash and cash equivalents</b>	<b>20,141,900</b>	<b>19,086,182</b>

**Kwale County Youth, Women and Persons with Disabilities Revolving Fund.  
Reports and Financial Statements  
For the year ended June 30<sup>th</sup>, 2019**

**NOTES TO THE FINANCIAL STATEMENTS (CONTINUED)**

Detailed analysis of the cash and cash equivalents are as follows:

		FY2018/2019	FY2017/2018
Financial institution	Account number	Kshs	Kshs
<b>a) Current account</b>			
Equity Bank	1580263782720	20,141,900	19,085,882
<b>Sub- total</b>		<b>20,141,900</b>	<b>19,085,882</b>
<b>b) Others(specify)</b>			
M –Pesa Account	500000002005965285		300
<b>Sub- total</b>			
<b>Grand total</b>		<b>20,141,900</b>	<b>19,086,182</b>

**11. Receivables**

Description	FY2018/2019	Restated FY2017/2018
	Kshs	Kshs
<b>Current Receivables</b>		
Interest receivable		
Current loan repayments due	3,352,922	3,117,362
Other exchange debtors		
Less: impairment allowance		
<b>Total Current receivables</b>	<b>3,352,922</b>	<b>3,117,362</b>
<b>Non-Current receivables</b>		
Long term loan repayments due	28,836,806	26,775,160
<b>Total Non-current receivables</b>	<b>28,836,806</b>	<b>26,775,160</b>
<b>Total receivables</b>	<b>32,189,728.00</b>	<b>29,892,523.00</b>

**Kwale County Youth, Women and Persons with Disabilities Revolving Fund.  
 Reports and Financial Statements  
 For the year ended June 30<sup>th</sup>, 2019**

**NOTES TO THE FINANCIAL STATEMENTS (CONTINUED)**

**12. Prepayments**

Description	FY2018/2019	FY2017/2018
	Kshs	Kshs
Prepaid rent		
Prepaid insurance		
Prepaid electricity costs		
<b>Total</b>		

**13. Inventories**

Description	FY2018/2019	FY2017/2018
	Kshs	Kshs
Consumable stores		
Spare parts and meters		
Catering		
<b>Total inventories at the lower of cost and net realizable value</b>		

Kwale County Youth, Women and Persons with Disabilities Revolving Fund.  
 Reports and Financial Statements  
 For the year ended June 30<sup>th</sup>, 2019

NOTES TO THE FINANCIAL STATEMENTS (CONTINUED)

14. Property, plant and equipment

	Land and Buildings	Motor vehicles	Furniture and fittings	Computers and office equipment	Total
Cost	Kshs	Kshs	Kshs	Kshs	Kshs
<b>At 1<sup>st</sup> July 2017</b>					
Additions					
Disposals					
Transfers/adjustments					
<b>At 30<sup>th</sup> June 2018</b>					
<b>At 1<sup>st</sup> July 2018</b>					
Additions					
Disposals					
Transfer/adjustments					
<b>At 30<sup>th</sup> June 2019</b>					
<b>Depreciation and impairment</b>					
<b>At 1<sup>st</sup> July 2017</b>					
Depreciation					
Impairment					
<b>At 30<sup>th</sup> June 2018</b>					
<b>At 1<sup>st</sup> July 2018</b>					
Depreciation					
Disposals					
Impairment					
Transfer/adjustment					
<b>At 30<sup>th</sup> June 2019</b>					
<b>Net book values</b>					
<b>At 30<sup>th</sup> June 2018</b>					
<b>At 30<sup>th</sup> June 2019</b>					

**Kwale County Youth, Women and Persons with Disabilities Revolving Fund.  
Reports and Financial Statements  
For the year ended June 30<sup>th</sup>, 2019**

**NOTES TO THE FINANCIAL STATEMENTS (CONTINUED)**

**15. Intangible assets-software**

Description	FY2018/2019	FY2017/2018
	Kshs	Kshs
<b>Cost</b>		
At beginning of the year		
Additions		
At end of the year		
<b>Amortization and impairment</b>		
At beginning of the year		
Amortization		
At end of the year		
Impairment loss		
At end of the year		
<b>NBV</b>		

**16. Trade and other payables from exchange transactions**

Description	FY2018/2019	FY2017/2018
	Kshs	Kshs
Trade payables		
Refundable deposits		
Accrued expenses		
Other payables		
<b>Total trade and other payables</b>		

**17. Provisions**

Description	Leave provision	Bonus provision	Other provision	Total
	Kshs	Kshs	Kshs	Kshs
Balance at the beginning of the year				
Additional Provisions				
Provision utilised				
Change due to discount and time value for money				
Transfers from non -current provisions				
<b>Total provisions</b>				

**Kwale County Youth, Women and Persons with Disabilities Revolving Fund.  
Reports and Financial Statements  
For the year ended June 30<sup>th</sup>, 2019**

**NOTES TO THE FINANCIAL STATEMENTS (CONTINUED)**

**18. Borrowings**

Description	FY2018/2019	FY2017/2018
	Kshs	Kshs
<b>Balance at beginning of the period</b>		
External borrowings during the year		
Domestic borrowings during the year		
Repayments of external borrowings during the period		
Repayments of domestics borrowings during the period		
<b>Balance at end of the period</b>		

The table below shows the classification of borrowings into external and domestic borrowings:

	FY2018/2019	FY2017/2018
	Kshs	Kshs
<b>External Borrowings</b>		
Dollar denominated loan		
Sterling Pound denominated loan		
Euro denominated loan		
<b>Domestic Borrowings</b>		
Kenya Shilling loan from KCB		
Kenya Shilling loan from Barclays Bank		
Kenya Shilling loan from Consolidated Bank		
Borrowings from other government institutions		
<b>Total balance at end of the year</b>		

The table below shows the classification of borrowings long-term and current borrowings:

Description	FY2018/2019	FY2017/2018
	Kshs	Kshs
Short term borrowings(current portion)		
Long term borrowings		
<b>Total</b>		

**Kwale County Youth, Women and Persons with Disabilities Revolving Fund.  
Reports and Financial Statements  
For the year ended June 30<sup>th</sup>, 2019**

**NOTES TO THE FINANCIAL STATEMENTS (CONTINUED)**

**19. Employee benefit obligations**

Description	Defined benefit plan	Post-employment medical benefits	Other Provisions	Total
	Kshs	Kshs	Kshs	Kshs
Current benefit obligation				
Non-current benefit obligation				
<b>Total employee benefits obligation</b>				

**20. Cash generated from operations**

	FY2018/2019	FY2017/2018
	Kshs	Kshs
Surplus for the year before tax		
Adjusted for:		
Depreciation		
Gains/losses on disposal of assets		
Interest income	3,352,922 *	3,117,362 *
Finance cost		
<b>Working Capital adjustments</b>		
Increase in inventory		
Increase in receivables	(2,296,905) *	(1,690,535) *
Increase in payables		
<b>Net cash flow from operating activities</b>	<b>1,055,717 *</b>	<b>1,426,827 *</b>

- Summary of cash from operations as reported in the statement of cash flows

**21. Related party balances**

**a) Nature of related party relationships**

Entities and other parties related to the Fund include those parties who have ability to exercise control or exercise significant influence over its operating and financial decisions. Related parties include management personnel, their associates and close family members. The fund/scheme is related to the following entities:

- The County Government;
- The Parent County Government Ministry;
- Key management;

**Kwale County Youth, Women and Persons with Disabilities Revolving Fund.  
Reports and Financial Statements  
For the year ended June 30<sup>th</sup>, 2019**

---

d) Board of Trustees;

**Kwale County Youth, Women and Persons with Disabilities Revolving Fund.  
Reports and Financial Statements  
For the year ended June 30<sup>th</sup>, 2019**

**NOTES TO THE FINANCIAL STATEMENTS (CONTINUED)**

**b) Related party transactions**

	FY2018/2019 Kshs	FY2017/2018 Kshs
Transfers from related parties'		
Transfers to related parties		

**c) Key management remuneration**

	FY2018/2019 Kshs	FY2017/2018 Kshs
Board of Trustees		
Key Management Compensation		
<b>Total</b>		

**d) Due from related parties**

	FY2018/2019 Kshs	FY2017/2018 Kshs
Due from parent Ministry		
Due from County Government		
<b>Total</b>		

**e) Due to related parties**

	FY2018/2019 Kshs	FY2017/2018 Kshs
Due to parent Ministry		
Due to County Government		
Due to Key management personnel		
<b>Total</b>		

**22. Contingent assets and contingent liabilities**

Contingent liabilities	FY2018/2019 Kshs	FY2017/2018 Kshs
Court case against the Fund		
Bank guarantees		
<b>Total</b>		

**Kwale County Youth, Women and Persons with Disabilities Revolving Fund.  
Reports and Financial Statements  
For the year ended June 30<sup>th</sup>, 2019**

---

**23 Accumulated surplus**

Financial Year	Amount of Surplus
Surplus 2015/2016	1,271,928 *
Surplus 2016/2017	1,244,515 *
Surplus 2017/2018	3,117,362 *
Surplus 2018/2019	3,352,922 *

**Kwale County Youth, Women and Persons with Disabilities Revolving Fund.  
Reports and Financial Statements  
For the year ended June 30<sup>th</sup>, 2019**

**12. PROGRESS ON FOLLOW UP OF AUDITOR RECOMMENDATIONS**

The following is the summary of issues raised by the external auditor, and management comments that were provided to the auditor. We have nominated focal persons to resolve the various issues as shown below with the associated time frame within which we expect the issues to be resolved.

Reference No. on the external audit Report	Issue / Observations from Auditor	Management comments	Focal Point person to resolve the issue (Name and designation)	Status: (Resolved / Not Resolved)	Timeframe: (Put a date when you expect the issue to be resolved)
1.0	Irregular operationalization of the fund	The bill is at the County Assembly.	Sylvia Chidodo Chairperson.	Not resolved	March 2020
2.0	Statement of comparison of budget and actual amounts	The statement has been included in the financial statements		Resolved	-
3.0	Presentation of the financial statements	Financial statements inconformity with the standards		Resolved	-

**Kwale County Youth, Women and Persons with Disabilities Revolving Fund.  
Reports and Financial Statements  
For the year ended June 30<sup>th</sup>, 2019**

**COUNTY GOVERNMENT OF KWALE**

**Kwale County Youth, Women and Persons With Disabilities Revolving Fund.**

**DEBTORS AS AT 30<sup>TH</sup> JUNE 2019**

WARD	GROUP	LOAN DISBURSED	BALANCE B/F	REPAYMENTS	BALANCE	PENALTY	ACCUMULATED BALANCE
PUMA	TUPENDANE DISABILITY GROUP	100,000.00	105,705.60		105,705.60	10,570.56	116,276.16
PUMA	MUTETHYA WOMEN GROUP	100,000.00	880.00		880.00	88.00	968.00
PUMA	TUUNGANE KARYAKA S.H.GROUP	100,000.00	56,595.00		56,595.00	5,659.50	62,254.50
PUMA	USHINDI V.S.L.A MURUNGURUNGUNI	100,000.00	-		-	-	
PUMA	MAENDELEO MABAMANI WOMEN GROUP	100,000.00	105,451.50		105,451.50	10,545.15	115
PUMA	MUUNGANO MSARONI WOMEN GROUP	100,000.00	44,000.00		44,000.00	4,400.00	48,400.00
PUMA	MZALENDO WOMEN GROUP	100,000.00	94,271.10		94,271.10	9,427.11	103,698.21
PUMA	MAELEWANO KASAGENI WOMEN GROUP	100,000.00	82,049.00		82,049.00	8,204.90	90,253.90
PUMA	VIGURUNGANI SPECIAL WOMEN GROUP	100,000.00	54,670.00		54,670.00	5,467.00	60,137.00
PUMA	DZUMBE WOMEN GROUP	100,000.00	66,412.50		66,412.50	6,641.25	73,053.75
PUMA	VINATOSHA WOMEN GROUP	100,000.00	99,715.00		99,715.00	9,971.50	109,686.50
PUMA	MAENDELEO SHAMBANI WOMEN GROUP	100,000.00	106,722.00		106,722.00	10,672.20	117,394.20
PUMA	BUSARA WOMEN GROUP	100,000.00	34,100.00		34,100.00	3,410.00	37,510.00
PUMA	UPENDO CHONYI WOMEN GROUP	100,000.00	127,050.00		127,050.00	12,705.00	139,755.00
PUMA	DZUPHO WOMEN GROUP	100,000.00	66,005.50		66,005.50	6,600.55	72,606.05
PUMA	SHAURI MOYO SELF HELP GROUP	100,000.00	10,890.00		10,890.00	1,089.00	11,979.00
KINANGO	TIMBONI SELF HELP GROUP	100,000.00	-		-	-	-
KINANGO	MARIGEDI WOMEN GROUP	100,000.00	-		-	-	-
KINANGO	NURU MWALUGANJE WOMEN GROUP	100,000.00	21,120.00	16,000.00	5,120.00	512.00	5,632.00
KINANGO	TSAHUNI WOMEN GROUP	100,000.00	114,345.00		114,345.00	11,434.50	125,779.50
KINANGO	SOUL BROTHERS YOUTH	100,000.00	107,357.25		107,357.25	10,735.73	118,092.98
KINANGO	TUMAINI WOMEN GROUP	100,000.00	48,950.00		48,950.00	4,895.00	53,845.00
KINANGO	NEEMA WOMEN GROUP	100,000.00	81,312.00		81,312.00	8,131.20	89,443.20
KINANGO	NAJEZA WOMEN GROUP	100,000.00	19,250.00		19,250.00	1,925.00	21,175.00
KINANGO	MWALUGANJE MAENDELEO YOUTH GROUP	100,000.00	-		-	-	-
KINANGO	SIANZI MIMI WOMEN GROUP	100,000.00	44,000.00		44,000.00	4,400.00	48,400.00
KINANGO	MIGUNDINI WOMEN GROUP	100,000.00	86,625.00		86,625.00	8,662.50	95,287.50
KINANGO	JITAHIDI WOMEN GROUP	100,000.00	49,665.00		49,665.00	4,966.50	54,631.50
KINANGO	KINANGO DEAF PARENT SELF HELP GROUP	100,000.00	127,050.00		127,050.00	12,705.00	139,755.00

**Kwale County Youth, Women and Persons with Disabilities Revolving Fund.  
Reports and Financial Statements  
For the year ended June 30<sup>th</sup>, 2019**

KINANGO	TSOLA TSOLA WOMEN GROUP	100,000.00	46,200.00		46,200.00	4,620.00	50,820.00
KINANGO	SUBIRA AMANI WOMEN GROUP	100,000.00	107,992.50		107,992.50	10,799.25	118,791.75
KINANGO	KINANGO INVESTMENT WELFARE	100,000.00	-		-	-	-
NDAVAYA	WAKILISHA WOMEN GROUP	100,000.00	83,303.00	1.00	83,302.00	8,330.20	91,632.20
NDAVAYA	FURAHA NDAVAYA WOMEN GROUP	100,000.00	-		-	-	-
NDAVAYA	JIPE MOYO KAHOYENI WOMEN GROUP	100,000.00	127,050.00		127,050.00	12,705.00	139,755.00
NDAVAYA	MAELEWANO WOMEN GROUP	100,000.00	113,074.50		113,074.50	11,307.45	124,381.95
NDAVAYA	NDAVAYA COMMUNITY UNIT	100,000.00	55,946.00	12,000.00	43,946.00	4,394.60	48,340.60
NDAVAYA	MAMA RAHA WOMEN GROUP	100,000.00	127,050.00		127,050.00	12,705.00	139,755.00
NDAVAYA	MAELEWANO YOUTH GROUP	100,000.00	56,595.00		56,595.00	5,659.50	62,254.50
NDAVAYA	NEW USHIRIKIANO WOMEN GROUP	100,000.00	36,819.97	10.00	36,809.97	3,681.00	40,490.97
NDAVAYA	RERESHA JUNIOR YOUTH BUNGE	100,000.00	55,000.00		55,000.00	5,500.00	60,500.00
NDAVAYA	FAITH YOUTH	100,000.00	10,120.00	10,410.00	290.00	29.00	319.00
NDAVAYA	UPENDO MAPHUNGONI "A"	100,000.00	-		-	-	-
NDAVAYA	TUMEAMUA S.H.G	100,000.00	17,600.00		17,600.00	1,760.00	19,360.00
NDAVAYA	NDAUNI WOMEN GROUP	100,000.00	62,700.00		62,700.00	6,270.00	68,970.00
NDAVAYA	HENZANANI WOMEN	100,000.00	61,765.00		61,765.00	6,176.50	67,941.50
NDAVAYA	KAKINDU FFS	100,000.00	89,115.40		89,115.40	8,911.54	98,026.94
NDAVAYA	KISINET WOMEN GROUP	100,000.00	116,050.00		116,050.00	11,605.00	127,655.00
MWAVUMBO	NEW LAMKANI WOMEN GROUP	100,000.00	-		-	-	-
MWAVUMBO	UMOJA LUTSANGANI YOUTH GROUP	100,000.00	18,095.00	4,000.00	14,095.00	1,409.50	15,504.50
MWAVUMBO	AMKENI WOMEN GROUP	100,000.00	-		-	-	-
MWAVUMBO	MUUNGANO ALBINISM PARENTS GROUP	100,000.00	46,084.50		46,084.50	4,608.45	50,692.95
MWAVUMBO	AMANI YOUTH GROUP	100,000.00	83,968.50		83,968.50	8,396.85	92,365.35
MWAVUMBO	KADZANDANI WOMEN GROUP	100,000.00	-		-	-	-
MWAVUMBO	CHANGAMKENI WOMEN GROUP	100,000.00	7,249.00		7,249.00	724.90	7,973.90
MWAVUMBO	MAWEU PEFA CHURCH WOMEN GROUP	100,000.00	-		-	-	-
MWAVUMBO	MWANGAZA DZOMBO WOMEN GROUP	100,000.00	52,250.00		52,250.00	5,225.00	57,475.00
MWAVUMBO	WATULIZENI WOMEN GROUP	100,000.00	28,600.00		28,600.00	2,860.00	31,460.00
MWAVUMBO	AKILI NI MALI MLOLA WOME GROUP	100,000.00	11,000.00		11,000.00	1,100.00	12,100.00
MWAVUMBO	INUKA CHILUMANI 'A' WOMEN GROUP	100,000.00	25,850.00		25,850.00	2,585.00	28,435.00
MWAVUMBO	CHANGAMSHA WOMEN GROUP	100,000.00	40,700.00		40,700.00	4,070.00	44,770.00

**Kwale County Youth, Women and Persons with Disabilities Revolving Fund.  
Reports and Financial Statements  
For the year ended June 30<sup>th</sup>, 2019**

MWAVUMBO	HUHENZANE SELF HELP GROUP	100,000.00	-		-	-	-
MWAVUMBO	TUNAWEZA MLOLA YOUTH GROUP	100,000.00	33,000.00		33,000.00	3,300.00	36,300.00
MWAVUMBO	YAMENIFAA WOMEN GROUP	100,000.00	-		-	-	-
MACKINON	BIDII MAIYINI DISABLED GROUP	100,000.00	48,400.00		48,400.00	4,840.00	53,240.00
MACKINON	JIPENI MOYOMAVUWENI WOMEN GROUP	100,000.00	37,620.00		37,620.00	3,762.00	41,382.00
MACKINON	SHAURI MOYO SELF HELP GROUP	100,000.00	127,050.00		127,050.00	12,705.00	139,755.00
MACKINON	JITAHIDI WOMEN GROUP	100,000.00	97,020.00		97,020.00	9,702.00	106,722.00
MACKINON	TUJINUE WOMEN GROUP	100,000.00	127,050.00		127,050.00	12,705.00	139,755.00
MACKINON	FULEYE YOUTH GROUP	100,000.00	71,280.00		71,280.00	7,128.00	78,408.00
MACKINON	TUMEJUNGA KWA IMANI	100,000.00	126,500.00	12,000.00	114,500.00	11,450.00	125,950.00
MACKINON	NG'AZA MATSO SELF HELP	100,000.00	-		-	-	-
MACKINON	BARAKA TARU SUPPORT GROUP	100,000.00	116,377.80		116,377.80	11,637.78	128,015.58
MACKINON	TUMEJARIBU WOMEN GROUP	100,000.00	127,050.00		127,050.00	12,705.00	139,755.00
MACKINON	MAKAMINI WOMEN GROUP	100,000.00	127,050.00		127,050.00	12,705.00	139,755.00
MACKINON	MURINA WOMEN GROUP	100,000.00	62,480.00	29,000.00	33,480.00	3,348.00	36,828.00
MACKINON	NEEMA WOMEN GROUP	100,000.00	26,840.00		26,840.00	2,684.00	29,524.00
MACKINON	MACKINON COMMUNITY UNIT	100,000.00	114,950.00	12,500.00	102,450.00	10,245.00	112,695.00
MACKINON	MUUNGANO WOMEN CBO	100,000.00	-		-	-	-
MACKINON	MALOMAN A WOMEN GROUP	100,000.00	127,050.00		127,050.00	12,705.00	139,755.00
SAMBURU	SAKINA WOMEN GROUP	100,000.00	-		-	-	-
SAMBURU	PELELEZA WOMEN GROUP	100,000.00	48,381.30	12,080.00	36,301.30	3,630.13	39,931.43
SAMBURU	SUBIRA CHOIR	100,000.00	7,150.00		7,150.00	715.00	7,865.00
SAMBURU	DISABLED SAMBURU GROUP	100,000.00	105,187.23		105,187.23	10,518.72	115,705.95
SAMBURU	NYONGONI WOMEN GROUP	100,000.00	83,853.00		83,853.00	8,385.30	92,238.30
SAMBURU	PELELEZA FARMERS GROUP	100,000.00	18,788.00		18,788.00	1,878.80	20,666.80
SAMBURU	PAMBAZUKO WOMEN GROUP	100,000.00	44,165.00		44,165.00	4,416.50	48,581.50
SAMBURU	YANGA SUPER SOUND TRADITIONAL DANCE	100,000.00	-		-	-	-
SAMBURU	TUMAINI WOMEN GROUP	100,000.00	114,950.00		114,950.00	11,495.00	126,445.00
SAMBURU	ANGAZA WOMEN GROUP	100,000.00	-		-	-	-
SAMBURU	SHIMONI WOMEN GROUP	100,000.00	13,200.00		13,200.00	1,320.00	14,520.00
SAMBURU	FIKIRIAMOYOO SAVINGS GROUP	100,000.00	-		-	-	-
SAMBURU	PAMBAZUKO JIPIYA WOMEN GROUP	100,000.00	72,160.00		72,160.00	7,216.00	79,376.00
SAMBURU	MAKINIKI MWANDONI SOCIAL GROUP	100,000.00	25,132.80	25,000.00	132.80	13.28	146.08

**Kwale County Youth, Women and Persons with Disabilities Revolving Fund.  
Reports and Financial Statements  
For the year ended June 30<sup>th</sup>, 2019**

SAMBURU	FURAHA WOMEN GROUP	100,000.00	76,345.50		76,345.50	7,634.55	83,980.05
SAMBURU	ENDELEA WOMEN GROUP	100,000.00	105,838.73	4,930.00	100,908.73	10,090.87	110,999.60
KASEMENI	HAKIKA WOMEN GROUP	100,000.00	50,820.00		50,820.00	5,082.00	55,902.00
KASEMENI	UKOMBOZI YOUTH GROUP	100,000.00	43,257.50	9,000.00	34,257.50	3,425.75	37,683.25
KASEMENI	JISHUHULISHE WOMEN GROUP	100,000.00	58,443.00		58,443.00	5,844.30	64,287.30
KASEMENI	MAZERAS POULTRY SELF HELP GROUP	100,000.00	99,966.90		99,966.90	9,996.69	109,963.59
KASEMENI	ENUKA NYANDO WOMEN GROUP	100,000.00	-		-	-	-
KASEMENI	TUENUKE WOMEN GROUP	100,000.00	44,000.00		44,000.00	4,400.00	48,400.00
KASEMENI	TUTAWEZA WOMEN GROUP	100,000.00	51,447.00		51,447.00	5,144.70	56,591.70
KASEMENI	JARIBUNI SELF HELP GROUP	100,000.00	117,700.00		117,700.00	11,770.00	129,470.00
KASEMENI	MAENDELEO WOMEN GROUP(MKANYENI)	100,000.00	43,417.83	1,500.00	41,917.83	4,191.78	46,109.61
KASEMENI	RIZIKI WOMEN GROUP	100,000.00	114,620.00		114,620.00	11,462.00	126,082.00
KASEMENI	SOYO SOYO WOMEN GROUP	100,000.00	71,032.50		71,032.50	7,103.25	78,135.75
KASEMENI	AKIBA WOMEN GROUP	100,000.00	73,257.25		73,257.25	7,325.73	80,582.98
KASEMENI	JINJUE WOMEN GROUP	100,000.00	128,320.50		128,320.50	12,832.05	141,152.55
KASEMENI	TUMAINI MAJENGO WOMEN GROUP	100,000.00	100,087.00		100,087.00	10,008.70	110,095.70
KASEMENI	JITAHIDI CHIGATO WOMEN GROUP	100,000.00	58,300.00		58,300.00	5,830.00	64,130.00
KASEMENI	JIUNGE WOMEN GROUP	100,000.00	127,050.00		127,050.00	12,705.00	139,755.00
VANGA	JIMBO WOMEN GROUP	100,000.00	-		-	-	-
VANGA	BARAKA WOMEN GROUP	100,000.00	35,530.00		35,530.00	3,553.00	39,083.00
VANGA	KIDUMU WOMEN GROUP	100,000.00	116,441.38		116,441.38	11,644.14	128,085.52
VANGA	HEKIMA WOMEN GROUP	100,000.00	107,574.50	6,000.00	101,574.50	10,157.45	111,731.95
VANGA	THE KNOT WOMEN GROUP	100,000.00	29,920.00		29,920.00	2,992.00	32,912.00
VANGA	NAYENI WOMEN GROUP	100,000.00	127,050.00		127,050.00	12,705.00	139,755.00
VANGA	MAFANIKIO WOMEN GROUP	100,000.00	55,440.00		55,440.00	5,544.00	60,984.00
VANGA	TUUNGANE WOMEN GROUP	100,000.00	112,750.00		112,750.00	11,275.00	124,025.00
VANGA	RAHA ZETU YOUTH GROUP	100,000.00	-		-	-	-
VANGA	LUNGA LUNGA DRIVE CON S.H.G	100,000.00	105,050.00		105,050.00	10,505.00	115,555.00
VANGA	MWAMVULI YOUTH GROUP	100,000.00	109,450.00	10,000.00	99,450.00	9,945.00	109,395.00
VANGA	MUUNGANO YOUTH BUNG	100,000.00	127,050.00		127,050.00	12,705.00	139,755.00
VANGA	FORWAD EVER YOUTH GROUP	100,000.00	116,050.00		116,050.00	11,605.00	127,655.00
VANGA	ARTISANS YOUTH GROUP	100,000.00	38,500.00		38,500.00	3,850.00	42,350.00
VANGA	MTAZAMO YOUTH GROUP	100,000.00	115,615.50		115,615.50	11,561.55	127,177.05
VANGA	UPENDO HANDCAPPED SELF HELP GROUP	100,000.00	80,850.00		80,850.00	8,085.00	88,935.00

**Kwale County Youth, Women and Persons with Disabilities Revolving Fund.  
Reports and Financial Statements  
For the year ended June 30<sup>th</sup>, 2019**

DZOMBO	JARIBUNI WOMEN GROUP MZIMURE	100,000.00	-		-	-	-
DZOMBO	JASHO WOMEN GROUP	100,000.00	101,750.00		101,750.00	10,175.00	111,925.00
DZOMBO	SHINING STAR SELF HELP GROUP.	100,000.00	-		-	-	-
DZOMBO	MARIDADI WOMEN GROUP	100,000.00	27,720.00		27,720.00	2,772.00	30,492.00
DZOMBO	MWANGAZA DZOMBO WOMEN GROUP	100,000.00	127,050.00		127,050.00	12,705.00	139,755.00
DZOMBO	MUUNGANI WOMEN KWA MAASAI GROUP	100,000.00	-		-	-	-
DZOMBO	JITOLEE SELF HELP GROUP	100,000.00	104,500.00		104,500.00	10,450.00	114,950.00
DZOMBO	ASANTE MAMA WOMEN GROUP	100,000.00	76,230.00		76,230.00	7,623.00	83,853.00
DZOMBO	USHIRIKIANO SELF HELP GROUP ,DZOMBO	100,000.00	127,050.00		127,050.00	12,705.00	139,755.00
DZOMBO	JIELEWE YOUTH GROUP	100,000.00	101,640.00		101,640.00	10,164.00	111,804.00
DZOMBO	AMKENI YOUTH GROUP KINYUNGU	100,000.00	90,090.00		90,090.00	9,009.00	99,099.00
DZOMBO	UMOJA MAJI RILA SELF HELP GROUP	100,000.00	9,900.00		9,900.00	990.00	10,890.00
DZOMBO	USHINDI YOUTH BUNGE	100,000.00	80,322.00		80,322.00	8,032.20	88,354.20
DZOMBO	KENYA LOMA YOUTH GROUP	100,000.00	11,550.00		11,550.00	1,155.00	12,705.00
DZOMBO	TUUNGANE 'B' WALEMAVU SELF HELP GROUP	100,000.00	127,050.00	1,500.00	125,550.00	12,555.00	138,105.00
DZOMBO	TUPENDANE WALEMAVU 'B' SELF HELP GROUP	100,000.00	101,640.00		101,640.00	10,164.00	111,804.00
MWERENI	BARAKA MWENA WOMEN GROUP	100,000.00	49,500.00		49,500.00	4,950.00	54,450.00
MWERENI	MAENDELEO WOMEN GROUP	100,000.00	51,755.00	7,000.00	44,755.00	4,475.50	49,230.50
MWERENI	AMKENI KILIMANGODO WOMEN GROUP	100,000.00	101,750.00	22,900.00	78,850.00	7,885.00	86,735.00
MWERENI	MWAMTSEFU WOMEN GROUP	100,000.00	78,100.00		78,100.00	7,810.00	85,910.00
MWERENI	JITOE WOMEN GROUP MWENA	100,000.00	127,050.00	2,000.00	125,050.00	12,505.00	137,555.00
MWERENI	MAENDELEO MTEZA WOMEN GROUP	100,000.00	41,470.00	22,200.00	19,270.00	1,927.00	21,197.00
MWERENI	TUMAINI WOMEN GROUP (MAGOJONI)	100,000.00	127,050.00		127,050.00	12,705.00	139,755.00
MWERENI	NYOTA YA ASUBUHI SELF HELP GROUP	100,000.00	79,841.30	10,000.00	69,841.30	6,984.13	76,825.43
MWERENI	JITEGEMEE SUPPORT WOMEN GROUP	100,000.00	117,775.90		117,775.90	11,777.59	129,553.49
MWERENI	UPENDO(KILIMANGODO) SELF HELP GROUP	100,000.00	66,440.00		66,440.00	6,644.00	73,084.00
MWERENI	KILIMANGONDO YOUTH GROUP	100,000.00	93,683.70		93,683.70	9,368.37	103,052.07
MWERENI	AMKENI WOMEN GROUP MWENA	100,000.00	121,110.00		121,110.00	12,111.00	133,221.00
MWERENI	AMKENI WOMEN GROUP (MTEZA)	100,000.00	89,632.40	28,400.00	61,232.40	6,123.24	67,355.64
MWERENI	KILIMANGODO WOMEN GROUP( MWERENI WARD)	100,000.00	63,873.70		63,873.70	6,387.37	70,261.07

**Kwale County Youth, Women and Persons with Disabilities Revolving Fund.  
Reports and Financial Statements  
For the year ended June 30<sup>th</sup>, 2019**

MWERENI	HOPE YOUTH GROUP(MWANGULU)	100,000.00	86,509.50		86,509.50	8,650.95	95,160.45
MWERENI	TUMAINI DISABLE GROUP(KILIMANGODO)	100,000.00	104,775.00		104,775.00	10,477.50	115,252.50
PONGWE	SUBIRA FIKIRINI WOMEN GROUP	100,000.00	127,050.00		127,050.00	12,705.00	139,755.00
PONGWE	MWANGAZA MUUNGANO SELF HELP GROUP	100,000.00	101,640.00	5,500.00	96,140.00	9,614.00	105,754.00
PONGWE	DZOMBO WOMEN GROUP	100,000.00	124,850.00	35,000.00	89,850.00	8,985.00	98,835.00
PONGWE	SHIMONI WOMEN GROUP	100,000.00	115,487.90		115,487.90	11,548.79	127,036.69
PONGWE	HADIYA WOMEN GROUP	100,000.00	93,500.00	8,600.00	84,900.00	8,490.00	93,390.00
PONGWE	SUBIRA COMMUNITY METAMETA PROD S/H/G	100,000.00	11,000.00		11,000.00	1,100.00	12,100.00
PONGWE	SHIMONI RAMOGI WELFARE GROUP	100,000.00	11,660.00		11,660.00	1,166.00	12,826.00
PONGWE	MAENDELEO SELF HELP GROUP	100,000.00	115,869.60		115,869.60	11,586.96	127,456.56
PONGWE	SUBIRA VILLAGE SAVINGS LOAN ASS	100,000.00	78,876.60		78,876.60	7,887.66	86,764.26
PONGWE	MTIMBWANI YOUTH BUNGE	100,000.00	90,728.00		90,728.00	9,072.80	99,800.80
PONGWE	SIMBA BOYS YOUTH FOOTBALL S. H. G	100,000.00	127,050.00		127,050.00	12,705.00	139,755.00
PONGWE	JEFSI YOUTH GROUP	100,000.00	53,900.00		53,900.00	5,390.00	59,290.00
PONGWE	MBAONI YOUTH BUNGE	100,000.00	127,050.00		127,050.00	12,705.00	139,755.00
PONGWE	MWENJENI DEV YOUTH GROUP	100,000.00	64,680.00		64,680.00	6,468.00	71,148.00
PONGWE	UTSAMBA YOUTH BUNGE	100,000.00	127,050.00		127,050.00	12,705.00	139,755.00
PONGWE	MASIMBANI DISABLED SELF HELP GROUP	100,000.00	45,446.50		45,446.50	4,544.65	49,991.15
TSIMBA	MAZUMALUME DISABLED S.H.GROUP	100,000.00	38,500.00		38,500.00	3,850.00	42,350.00
TSIMBA	MWAMBARA DISABLED GROUP	100,000.00	-		-	-	-
TSIMBA	TINGETI TREE PLANTATION S.H.GROUP	100,000.00	97,193.80		97,193.80	9,719.38	106,913.18
TSIMBA	VITORONI YOUTH BUNGE	100,000.00	111,602.70		111,602.70	11,160.27	122,762.97
TSIMBA	BUMBANI YOUTH GROUP	100,000.00	17,050.00		17,050.00	1,705.00	18,755.00
TSIMBA	TAMAA WOMEN GROUP	100,000.00	-		-	-	-
TSIMBA	MWANGAZA SELF HELP GROUP	100,000.00	-		-	-	-
TSIMBA	KAZA MOYO WOMEN GROUP	100,000.00	2,563.00		2,563.00	256.30	2,819.30
TSIMBA	MWALUNGO WOMEN GROUP	100,000.00	-		-	-	-
TSIMBA	MWAMTSOLA MUUNGANO WOMEN GROUP	100,000.00	84,150.00		84,150.00	8,415.00	92,565.00
TSIMBA	AMINI MOYO WOMEN GROUP	100,000.00	44,000.00		44,000.00	4,400.00	48,400.00
TSIMBA	MALIPO WOMEN GROUP	100,000.00	98,560.00		98,560.00	9,856.00	108,416.00
TSIMBA	NURU SELF HELP GROUP	100,000.00	26,840.00		26,840.00	2,684.00	29,524.00

**Kwale County Youth, Women and Persons with Disabilities Revolving Fund.  
Reports and Financial Statements  
For the year ended June 30<sup>th</sup>, 2019**

TSIMBA	COMMUNITY HEALTH COMMITTEE SELF HELP GROUP	100,000.00	3,410.00		3,410.00	341.00	3,751.00
TSIMBA	CHITSANZE CONTACT FARMERS WOMEN GROUP	100,000.00	97,751.50		97,751.50	9,775.15	107,526.65
TSIMBA	DZIHENDERE SELF HELP GROUP	100,000.00	26,950.00	2,200.00	24,750.00	2,475.00	27,225.00
MKONGANI	WALEMAVU LWARA MABANDA GROUP	100,000.00	26,840.00		26,840.00	2,684.00	29,524.00
MKONGANI	RIZIKI DISABLED SELF HELP GROUP	100,000.00	-		-	-	-
MKONGANI	TUMAINI DISABLED GROUP S.H.G	100,000.00	-		-	-	-
MKONGANI	BARAKA DISABLED GROUP- MIRIHINI	100,000.00	58,300.00		58,300.00	5,830.00	64,130.00
MKONGANI	WALEMAVU MKOMBA GROUP	100,000.00	109,008.90		109,008.90	10,900.89	119,909.79
MKONGANI	TIRIBE YOUTH GROUP	100,000.00	127,050.00		127,050.00	12,705.00	139,755.00
MKONGANI	CHANGAMOTO YOUTH GROUP	100,000.00	48,011.70		48,011.70	4,801.17	52,812.87
MKONGANI	UCHUMI YOUTH GROUP	100,000.00	105,545.00		105,545.00	10,554.50	116,099.50
MKONGANI	KUMEKUCHA WOMEN GROUP- MWANAMGULU	100,000.00	83,050.00		83,050.00	8,305.00	91,355.00
MKONGANI	SHIDA SUGU SELF HELP GROUP	100,000.00	-		-	-	-
MKONGANI	UMOJA WOMEN GROUP- DERI	100,000.00	8,800.00		8,800.00	880.00	9,680.00
MKONGANI	MUJITABA WOMEN GROUP	100,000.00	66,990.00		66,990.00	6,699.00	73,689.00
MKONGANI	MAWAZO WOMEN GROUP	100,000.00	-		-	-	-
MKONGANI	KUMEPAMBAZUKA WOMEN GROUP	100,000.00	127,050.00		127,050.00	12,705.00	139,755.00
MKONGANI	JIULIZE WOMEN GROUP	100,000.00	47,531.00		47,531.00	4,753.10	52,284.10
MKONGANI	MTSANZO SELF HELP GROUP	100,000.00	47,934.70		47,934.70	4,793.47	52,728.17
KUBO	TUMAINI PEACE FORUM GROUP	100,000.00	108,340.10		108,340.10	10,834.01	119,174.11
KUBO	WENDO YOUTH WELFARE GROUP	100,000.00	-		-	-	-
KUBO	PREPARED YOUTH GROUP	100,000.00	59,521.00		59,521.00	5,952.10	65,47
KUBO	SAGALATO VIJANA TUMAINI S.H GROUP	100,000.00	33,000.00		33,000.00	3,300.00	36,300.00
KUBO	NYUMBA YA SALA F B GROUP	100,000.00	50,229.30		50,229.30	5,022.93	55,252.23
KUBO	KUB- KWALE SHIMBA HILLS	100,000.00	37,202.00		37,202.00	3,720.20	40,922.20
KUBO	KATANGINI DISABILITY	100,000.00	23,650.00		23,650.00	2,365.00	26,015.00
KUBO	Z-WALEMAVU YOUTH GROUP	100,000.00	103,546.30		103,546.30	10,354.63	113,900.93
KUBO	KICHAKASIMBA SAIDIA WALEMAVU	100,000.00	75,901.10		75,901.10	7,590.11	83,491.21
KUBO	UPENDO WOMEN GROUP	100,000.00	-		-	-	-
KUBO	NGONE MWAITU WOMEN GROUP	100,000.00	-		-	-	-
KUBO	VYOMBOSELF HELP GROUP	100,000.00	-		-	-	-

**Kwale County Youth, Women and Persons with Disabilities Revolving Fund.  
Reports and Financial Statements  
For the year ended June 30<sup>th</sup>, 2019**

KUBO	NURU VSLA WOMEN GROUP	100,000.00	116,123.70		116,123.70	11,612.37	127,736.07
KUBO	NGETHA VSLA	100,000.00	87,918.60		87,918.60	8,791.86	96,710.46
KUBO	MWEMBENI WOMENI GROUP	100,000.00	14,520.00		14,520.00	1,452.00	15,972.00
KUBO	MUNYAMBU WOMEN GROUP	100,000.00	-		-	-	-
TIWI	MCHAKA MCHAKA TIWI YOUTH GROUP	100,000.00	102,267.00		102,267.00	10,226.70	112,493.70
TIWI	PAMBAZUKO SELF HELP GROUP	100,000.00	127,050.00		127,050.00	12,705.00	139,755.00
TIWI	TIWI HANDCAPPED GROUP	100,000.00	10,890.00	1,500.00	9,390.00	939.00	10,329.00
TIWI	KIZINGO WOMEN GROUP	100,000.00	62,202.80		62,202.80	6,220.28	68,423.08
TIWI	LAMUKANI WOMEN GROUP	100,000.00	-		-	-	-
TIWI	MAGODZONI SUPPORT GROUP	100,000.00	54,725.00		54,725.00	5,472.50	60,197.50
TIWI	MWASAGA SELF HELP GROUP	100,000.00	24,970.00		24,970.00	2,497.00	27,467.00
TIWI	AHADI NI DENI WOMEN GROUP	100,000.00	127,050.00		127,050.00	12,705.00	139,755.00
TIWI	MAENDELEO S.H. WOMEN GROUP-PONGWE	100,000.00	119,350.00		119,350.00	11,935.00	131,285.00
TIWI	IMARA DAIMA S.H. GROUP	100,000.00	127,050.00		127,050.00	12,705.00	139,755.00
TIWI	MAELEWANO WOMEN GROUP	100,000.00	110,148.50		110,148.50	11,014.85	121,163.35
TIWI	TAQWA WOMEN GROUP-CHITSANGA	100,000.00	105,604.40		105,604.40	10,560.44	116,164.84
TIWI	HOME SUCCESS WOMEN GROUP	100,000.00	91,410.00		91,410.00	9,141.00	100,551.00
TIWI	WEMA WOMEN GROUP	100,000.00	34,540.00		34,540.00	3,454.00	37,994.00
TIWI	PENTAGON WOMENGROUP	100,000.00	32,010.00		32,010.00	3,201.00	35,211.00
TIWI	UMWENGA WOMEN GROUP	100,000.00	46,531.10		46,531.10	4,653.11	51,184.21
WAA	FATAKI YOUTH GROUP	100,000.00	127,050.00		127,050.00	12,705.00	139,755.00
WAA	NAGAJEZA SELF HELP GROUP	100,000.00	127,050.00		127,050.00	12,705.00	139,755.00
WAA	NEEMA UPENDO SELF HELP GROUP	100,000.00	114,345.00		114,345.00	11,434.50	125,779.50
WAA	MAGANYAKULO SELF HELP GROUP	100,000.00	127,050.00		127,050.00	12,705.00	139,755.00
WAA	KIGATO YOUTH BUNGE	100,000.00	127,050.00		127,050.00	12,705.00	139,755.00
WAA	NG'OMBENI DYNAMIC YOUTH GROUP	100,000.00	15,197.00		15,197.00	1,519.70	16,716.70
WAA	KHALWA YOUTH GROUP	100,000.00	31,460.00		31,460.00	3,146.00	34,606.00
WAA	WEMA SELF HELP GROUP	100,000.00	127,050.00		127,050.00	12,705.00	139,755.00
WAA	UPENDO DISABLED COMMUNITY WELFARE GROUP	100,000.00	-		-	-	-
WAA	MTAKADZE WOMEN GROUP	100,000.00	-		-	-	-
WAA	MSIWAKE WOMEN GROUP	100,000.00	11,000.00		11,000.00	1,100.00	12,100.00
WAA	JIPE MOYO BY PASS WOMEN GROUP	100,000.00	116,886.00		116,886.00	11,688.60	128,574.60

**Kwale County Youth, Women and Persons with Disabilities Revolving Fund.  
Reports and Financial Statements  
For the year ended June 30<sup>th</sup>, 2019**

WAA	TAWHIED WOMEN GROUP	100,000.00	-		-	-	-
WAA	TUMAINI LETU WOMEN GROUP	100,000.00	3,300.00		3,300.00	330.00	3,630.00
WAA	MARIKA WOMEN GROUP	100,000.00	102,910.50		102,910.50	10,291.05	113,201.55
WAA	GANAMWIMWI WOMEN GROUP	100,000.00	45,441.00		45,441.00	4,544.10	49,985.10
UKUNDA	NAGAKALE WOMEN GROUP	100,000.00	109,164.00		109,164.00	10,916.40	120,080.40
UKUNDA	SCHEME COMMUNITY UNITY GROUP	100,000.00	48,400.00		48,400.00	4,840.00	53,240.00
UKUNDA	NICHICHO WOMEN GROUP	100,000.00	96,558.00		96,558.00	9,655.80	106,213.80
UKUNDA	KIBUNDANI WOMEN GROUP	100,000.00	127,050.00		127,050.00	12,705.00	139,755.00
UKUNDA	ARISE AND SHINE SELF HELP GROUP	100,000.00	117,521.25		117,521.25	11,752.13	129,273.38
UKUNDA	MANDIGO VILLAGE TWO SELF HELP GROUP	100,000.00	85,360.00		85,360.00	8,536.00	93,896.00
UKUNDA	JOKA OPERE FRIENDS SELF HELP GROUP	100,000.00	29,700.00		29,700.00	2,970.00	32,670.00
UKUNDA	ELIMISHA ARTS TROUPH GROUP	100,000.00	127,050.00		127,050.00	12,705.00	139,75
UKUNDA	FUTURE FOR HOPE ROVERS NETWORK	100,000.00	106,722.00		106,722.00	10,672.20	117,394.20
UKUNDA	MEKA YOUTH BUNGE	100,000.00	50,451.50		50,451.50	5,045.15	55,496.65
UKUNDA	IBIZA 'B' BODA BODA SELF HELP GROUP	100,000.00	112,750.00		112,750.00	11,275.00	124,025.00
UKUNDA	MKWAKWANI SUPPORT YOUTH GROUP	100,000.00	-		-	-	-
UKUNDA	DIANI YOUTH NETWORK GROUP	100,000.00	58,410.00		58,410.00	5,841.00	64,251.00
UKUNDA	AMANI WELFARE GROUP	100,000.00	127,050.00		127,050.00	12,705.00	139,755.00
UKUNDA	JIRIP VOLUNTEERS SELF HELP GROUP	100,000.00	122,650.00		122,650.00	12,265.00	134,915.00
UKUNDA	DIANI BARAKA DISABLED SELF HELP GROUP	100,000.00	-		-	-	-
GOMBATO	AMKENI MULUNGU NIPA WOMEN GROUP	100,000.00	88,357.50		88,357.50	8,835.75	97,193.25
GOMBATO	MSETO 2006 WELFARE GROUP	100,000.00	94,017.00		94,017.00	9,401.70	103,418.70
GOMBATO	GOMBATO BONGWE C.B.O YOUTH	100,000.00	94,858.06		94,858.06	9,485.81	104,343.87
GOMBATO	MWANJAMBA FUKUZA NJAA SELF HELP GROUP	100,000.00	22,440.00	3,000.00	19,440.00	1,944.00	21,384.00
GOMBATO	MASHUJAA WOMEN GROUP	100,000.00	78,771.00		78,771.00	7,877.10	86,648.10
GOMBATO	DRY OUR TEARS SELF HELP GROUP	100,000.00	116,377.80		116,377.80	11,637.78	128,015.58
GOMBATO	KOMESHA KIFUA KIKUU NA UKOMA WOMEN GROUP	100,000.00	127,050.00		127,050.00	12,705.00	139,755.00
GOMBATO	NEEMA SUPPORT GROUP	100,000.00	45,540.00		45,540.00	4,554.00	50,094.00
GOMBATO	AMANI WOMEN GROUP	100,000.00	-		-	-	-
GOMBATO	NGORI TRADITIONALSELF HELP GROUP	100,000.00	24,538.25		24,538.25	2,453.83	26,992.08
GOMBATO	VISION IMPLEMENTORS SELF HELP GROUP	100,000.00	127,050.00		127,050.00	12,705.00	139,755.00

**Kwale County Youth, Women and Persons with Disabilities Revolving Fund.  
Reports and Financial Statements  
For the year ended June 30<sup>th</sup>, 2019**

GOMBATO	NDOTO MOJA YOUTH GROUP	100,000.00	69,740.00		69,740.00	6,974.00	76,714.00
GOMBATO	MABOKONI FOR CHANGE YOUTH FORUM GROUP	100,000.00	69,850.00		69,850.00	6,985.00	76,835.00
GOMBATO	JAMII DEVELOPMENT YOUTH GROUP	100,000.00	109,906.50		109,906.50	10,990.65	120,897.15
GOMBATO	MARKAZ BODA BODA SELF HELP GROUP	100,000.00	93,500.00		93,500.00	9,350.00	102,850.00
GOMBATO	DIANI BARAKA DISABLED S.H.G	100,000.00	6,380.00	2,700.00	3,680.00	368.00	4,048.00
KINONDO	NYUMBA MBOVU WOMEN GROUP	100,000.00	35,750.00		35,750.00	3,575.00	39,325.00
KINONDO	MUHAKA ISLAMIC WOMEN GROUP	100,000.00	77,731.50		77,731.50	7,773.15	85,504.65
KINONDO	NURU(BIGA)WOMEN GROUP	100,000.00	76,494.00		76,494.00	7,649.40	84,143.40
KINONDO	ALLAHU KARIMU WOMEN GROUP	100,000.00	105,705.60		105,705.60	10,570.56	116,276.16
KINONDO	NIA MOJA WOMEN GROUP	100,000.00	25,630.00		25,630.00	2,563.00	28,193.00
KINONDO	LAMUKANI WOMEN GROUP	100,000.00	19,800.00		19,800.00	1,980.00	21,780.00
KINONDO	GASI WOMEN GROUP	100,000.00	16,500.00		16,500.00	1,650.00	18,150.00
KINONDO	BIDIKA WOMEN GROUP	100,000.00	43,862.50	4,000.00	39,862.50	3,986.25	43,848.75
KINONDO	NAJIB WOMEN GROUP	100,000.00	101,640.00		101,640.00	10,164.00	111,804.00
KINONDO	SADFAYOUTH GROUP	100,000.00	26,840.00		26,840.00	2,684.00	29,524.00
KINONDO	FARAJA INVESTMENT YOUTH	100,000.00	30,800.00		30,800.00	3,080.00	33,880.00
KINONDO	BIDII YOUTH GROUP	100,000.00	104,181.00		104,181.00	10,418.10	114,599.10
KINONDO	AMINI YOUTH GROUP	100,000.00	101,640.00		101,640.00	10,164.00	111,804.00
KINONDO	GOGONI FOREST CONVERSATION GROUPS	100,000.00	39,732.00		39,732.00	3,973.20	43,705.20
KINONDO	UKUNDA HILFA MAGAONI BRANCH GROUP	100,000.00	24,310.00		24,310.00	2,431.00	26,741.00
KINONDO	KINONDO NETWORK MUUNGANO VIJINI GROUP	100,000.00	72,418.50		72,418.50	7,241.85	79,660.35
RAMISI	SUBIRA (FUNZI) WOMEN GROUP	100,000.00	42,625.00		42,625.00	4,262.50	46,887.50
RAMISI	PAMBA ELIMU WOMEN GROUP	100,000.00	127,050.00		127,050.00	12,705.00	139,755.00
RAMISI	MATUNDA SELF HELP GROUP	100,000.00	58,905.00		58,905.00	5,890.50	64,795.50
RAMISI	SUBIRA KIGWENDE WOMEN GROUP	100,000.00	96,360.00		96,360.00	9,636.00	105,996.00
RAMISI	MAENDELEO WOMEN GROUP	100,000.00	44,994.40		44,994.40	4,499.44	49,493.84
RAMISI	NURU SELF HELP GROUP	100,000.00	33,000.00		33,000.00	3,300.00	36,300.00
RAMISI	EITUATANGWA WOMEN GROUP	100,000.00	2,849.00		2,849.00	284.90	3,133.90
RAMISI	MIVUMONI BODA BODA YOUTH GROUP	100,000.00	114,345.00		114,345.00	11,434.50	125,779.50
RAMISI	BOMANI BODA BODA YOUTH GROUP	100,000.00	101,640.00		101,640.00	10,164.00	111,804.00
RAMISI	KISIMACHANDE YOUTH BUNGE	100,000.00	75,190.50		75,190.50	7,519.05	82,709.55

**Kwale County Youth, Women and Persons with Disabilities Revolving Fund.  
Reports and Financial Statements  
For the year ended June 30<sup>th</sup>, 2019**

RAMISI	MOONLIGHT VISION YOUTH GROUP	100,000.00	-		-	-	-
RAMISI	DARUGUBE YOUTH BUNGE	100,000.00	116,250.75		116,250.75	11,625.08	127,875.83
RAMISI	SAWA SAWA YOUTH GROUP	100,000.00	103,672.80		103,672.80	10,367.28	114,040.08
RAMISI	MSAMBWENI DEEF SELF HELF GROUP	100,000.00	62,469.99		62,469.99	6,247.00	68,716.99
RAMISI	MIVUMONI WALEMAVU GROUP	100,000.00	107,611.90		107,611.90	10,761.19	118,373.09
RAMISI	SISI KWA SISI TUMBE SELF HELF GROUP	100,000.00	29,920.00		29,920.00	2,992.00	32,912.00
PUMA	UPENDO V.S.L.A MAZOLA CENTRE	100,000.00	286.00	286.00	-	-	-
PUMA	MATOKEO WOMEN GROUP	100,000.00	127,050.00		127,050.00	12,705.00	139,755.00
PUMA	SHAURIMOYO S.H.G	200,000.00	233,772.00		233,772.00	23,377.20	257,149.20
PUMA	JUHUDI S.H.G	100,000.00	127,050.00		127,050.00	12,705.00	139,755.00
PUMA	MAENDELEO KASAGENI WOMEN GROUP	100,000.00	127,050.00		127,050.00	12,705.00	139,755.00
PUMA	JIKAZE S.H.G	100,000.00	127,050.00		127,050.00	12,705.00	139,755.00
PUMA	UPENDO MAZOLA WOMEN GROUP	100,000.00	127,050.00		127,050.00	12,705.00	139,755.00
PUMA	KARYAKA KAZAMOYO WOMEN GROUP	100,000.00	116,758.95		116,758.95	11,675.90	128,434.85
PUMA	DZIMANYA FDP GROUP	100,000.00	67,155.00		67,155.00	6,715.50	73,870.50
			-		-	-	-
SAMBURU	UPENDO KAZAMOYO WOMEN GROUP	100,000.00	10,450.00		10,450.00	1,045.00	11,495.00
SAMBURU	KUDZACHA MAYUMBE S.H.G	100,000.00	133,241.00		133,241.00	13,324.10	146,565.10
SAMBURU	SAMBURU BODA BODA GROUP	100,000.00	-		-	-	-
SAMBURU	FIKIRIA MOYO SAVINGS GROUP	200,000.00	100,509.48		100,509.48	10,050.95	110,560.42
SAMBURU	MUUNGANO MGAMANI S.H.G	100,000.00	69,877.50	23,000.00	46,877.50	4,687.75	51,565.25
SAMBURU	KANYUMBUNI VISION YOUTH GROUP	100,000.00	65,998.90		65,998.90	6,599.89	72,598.79
SAMBURU	FURAHISHA MGAMANI WOMEN GROUP	100,000.00	97,193.25		97,193.25	9,719.33	106,912.58
SAMBURU	JIPE MOYO MWARUPHESA S.H.G	100,000.00	109,263.00	19,350.00	89,913.00	8,991.30	98,904.30
SAMBURU	MWANZO MPYA S.H.G	100,000.00	-		-	-	-
			-		-	-	-
NDAVAYA	TSUNAMI WOMEN GROUP	100,000.00	115,615.50		115,615.50	11,561.55	127,177.05
NDAVAYA	NDAVAYA VILLAGE YOUTH BUNGE	100,000.00	127,050.00		127,050.00	12,705.00	139,755.00
NDAVAYA	TARATIBU SILC WOMEN GROUP	100,000.00	107,415.00		107,415.00	10,741.50	118,156.50
NDAVAYA	MWELEKEO YOUTH GROUP	100,000.00	68,309.45		68,309.45	6,830.95	75,140.40
NDAVAYA	MAMBOLEO AMANI WOMEN GROUP	100,000.00	98,578.10		98,578.10	9,857.81	108,435.90
NDAVAYA	UCHUMI VSLA WOMEN GROUP	100,000.00	-		-	-	-

**Kwale County Youth, Women and Persons with Disabilities Revolving Fund.  
Reports and Financial Statements  
For the year ended June 30<sup>th</sup>, 2019**

NDAVAYA	JULIZE WOMEN GROUP	100,000.00	127,050.00		127,050.00	12,705.00	139,755.00
NDAVAYA	MUUNGANO MWANDIMU S.H.G	100,000.00	115,170.00		115,170.00	11,517.00	126,687.00
NDAVAYA	NDAVAYA CENTRE WOMEN GROUP	100,000.00	127,050.00		127,050.00	12,705.00	139,755.00
NDAVAYA	VITENDO SUPPORT GROUP	100,000.00	50,600.00		50,600.00	5,060.00	55,660.00
			-		-	-	-
KINANGO	CHIFUSINI WOMEN GROUP	100,000.00	108,677.80		108,677.80	10,867.78	119,545.58
KINANGO	MWACHINGA WOMEN GROUP	100,000.00	11.00		11.00	1.10	12.10
KINANGO	RUCHIKA YOUTH GROUP	100,000.00	47,471.05		47,471.05	4,747.11	52,218.16
KINANGO	MARIGEDI WOMEN GROUP	200,000.00	35,970.00	25,000.00	10,970.00	1,097.00	12,067.00
KINANGO	SHUKRANI WOMEN GROUP	100,000.00	71,582.50		71,582.50	7,158.25	78,740.75
KINANGO	TUNDA TIMBONI SILC GROUP	100,000.00	-		-	-	-
KINANGO	JANA SI LEO WOMEN GROUP	100,000.00	127,050.00		127,050.00	12,705.00	139,755.00
KINANGO	NYOTA NJEMA DISABLED	100,000.00	127,050.00		127,050.00	12,705.00	139,755.00
KINANGO	GANDINI CENTRAL AMKENI	100,000.00	70,400.00		70,400.00	7,040.00	77,440.00
			-		-	-	-
KASEMENI	MUONGOZO WOMEN GROUP CHIKUYU A'	100,000.00	63,541.17		63,541.17	6,354.12	69,895.29
KASEMENI	BAHAKANDA MAZERAS WOMEN GROUP	100,000.00	49,665.00	17,050.00	32,615.00	3,261.50	35,876.50
KASEMENI	BARIKIWA WOMEN GROUP	100,000.00	49,156.80	5,450.00	43,706.80	4,370.68	48,077.48
KASEMENI	NEEMA YOUTH GROUP	100,000.00	61,737.50	20,000.00	41,737.50	4,173.75	45,911.25
KASEMENI	AMKENI KILIBOLE WOMEN GROUP	100,000.00	5,115.00		5,115.00	511.50	5,626.50
KASEMENI	DHAHABU PEKU WOMEN GROUP	100,000.00	101,640.00		101,640.00	10,164.00	111,804.00
KASEMENI	MWACHE WAJANE WOMEN GROUP	100,000.00	44,440.00	14,600.00	29,840.00	2,984.00	32,824.00
KASEMENI	TUMEKARIBIA CHINGULUNI WOMEN GROUP	100,000.00	62,254.50		62,254.50	6,225.45	68,479.95
KASEMENI	UPENDO FULUGANI WOMEN GROUP	100,000.00	57,750.00		57,750.00	5,775.00	63,525.00
KASEMENI	KAZA MOYO WOMEN GROUP	100,000.00	12,595.00		12,595.00	1,259.50	13,854.50
			-		-	-	-
MACKINON	PAMBAZUKO WOMEN GROUP	100,000.00	11,330.00	5,000.00	6,330.00	633.00	6,963.00
MACKINON	SILAZIMA WOMEN GROUP	100,000.00	96,049.80		96,049.80	9,604.98	105,654.78
MACKINON	NEEMA WOMEN GROUP	100,000.00	44,254.10		44,254.10	4,425.41	48,679.51
MACKINON	THUREYA MUDZIMBA RYAKA QUARRY YOUTH GROUP	100,000.00	71,148.00		71,148.00	7,114.80	78,262.80
MACKINON	UPENDO KITUU WOMEN GROUP	100,000.00	42,130.00		42,130.00	4,213.00	46,343.00
MACKINON	TARU PHYSICALLY HANDICAPPED S.H.G	100,000.00	111,804.00		111,804.00	11,180.40	122,984.40

**Kwale County Youth, Women and Persons with Disabilities Revolving Fund.  
Reports and Financial Statements  
For the year ended June 30<sup>th</sup>, 2019**

MACKINON	TAWFIQ WOMEN GROUP	100,000.00	770.00		770.00	77.00	847.00
MACKINON	MANYAMIMI YOUTH GROUP	100,000.00	127,050.00		127,050.00	12,705.00	139,755.00
MACKINON	TUJINUE WOMEN GROUP	200,000.00	123,153.25		123,153.25	12,315.33	135,468.58
			-		-	-	-
MWAVUMBO	MUUNGANO WA WALEMAVU KALALANI	100,000.00	56,127.50		56,127.50	5,612.75	61,740.25
MWAVUMBO	AMANI DISABILITY PEMBA	100,000.00	83,853.00		83,853.00	8,385.30	92,238.30
MWAVUMBO	MWABILA WALEMAVU WELFARE GROUP	100,000.00	6,930.00		6,930.00	693.00	7,623.00
MWAVUMBO	PATANANI WOMEN GROUP	100,000.00	74,959.50		74,959.50	7,495.95	82,455.45
MWAVUMBO	NEW LAMKANI WOMEN GROUP	200,000.00	35,090.00	20,000.00	15,090.00	1,509.00	16,599.00
MWAVUMBO	AMKENI WOMEN GROUP	200,000.00	42,889.00		42,889.00	4,288.90	47,177.90
MWAVUMBO	UPENDO YOUTH GROUP	100,000.00	33,000.00		33,000.00	3,300.00	36,300.00
MWAVUMBO	MUUNGANO KALUWENI YOUTH BUNGE	100,000.00	61,672.60		61,672.60	6,167.26	67,839.86
			-		-	-	-
PONGWE	SITARA NIKAPHU YOUTH GROUP	100,000.00	105,705.60		105,705.60	10,570.56	116,276.16
PONGWE	UMOJA NI NGUVU WOMEN GROUP SHIMONI	100,000.00	127,050.00		127,050.00	12,705.00	139,755.00
PONGWE	INUKA WALEMAVU S.H.G	100,000.00	116,050.00		116,050.00	11,305.00	127,655.00
PONGWE	TUMAINI YOUTH GROUP	100,000.00	105,693.50		105,693.50	10,569.35	116,262.85
PONGWE	MKONO WA NDUGU WOMEN GROUP	100,000.00	45,045.00	7,000.00	38,045.00	3,804.50	41,849.50
PONGWE	WASINI WOMEN GROUP	100,000.00	82,296.50		82,296.50	8,229.65	90,526.15
PONGWE	NURU MASIMBANI WOMEN GROUP	100,000.00	44,638.00		44,638.00	4,463.80	49,101.80
PONGWE	SHAURIMOYO MWAUGA WOMEN GROUP	100,000.00	75,680.00		75,680.00	7,568.00	83,248.00
PONGWE	MSIREMWE WOMEN GROUP	100,000.00	60,374.60	27,330.00	33,044.60	3,304.46	36,349.06
PONGWE	MAENDELEO WOMEN GROUP	100,000.00	127,050.00		127,050.00	12,705.00	139,755.00
			-		-	-	-
DZOMBO	TUINUKE WOMEN GROUP	100,000.00	-		-	-	-
DZOMBO	LAMUKANI WOMEN GROUP	100,000.00	43,113.40	23,500.00	19,613.40	1,961.34	21,574.74
DZOMBO	JARIBUNI WOMEN GROUP	100,000.00	96,558.00		96,558.00	9,655.80	106,213.80
DZOMBO	MAENDELEO DISABLED KOMBE	100,000.00	93,918.00		93,918.00	9,391.80	103,309.80
DZOMBO	UMOJA YOUTH GROUP	100,000.00	71,089.70	500.00	70,589.70	7,058.97	77,648.67
DZOMBO	AMANI DISABLED	100,000.00	104,562.70		104,562.70	10,456.27	115,018.97
DZOMBO	USHINDI WOMEN GROUP	100,000.00	60,901.50		60,901.50	6,090.15	66,991.65
DZOMBO	MUNGU NA MTU WOMEN GROUP	100,000.00	127,050.00		127,050.00	12,705.00	139,755.00

**Kwale County Youth, Women and Persons with Disabilities Revolving Fund.  
Reports and Financial Statements  
For the year ended June 30<sup>th</sup>, 2019**

DZOMBO	KENYA LOMA YOUTH GROUP	200,000.00	146,542.00		146,542.00	14,654.20	161,196.20
			-		-	-	-
MWERENI	AMKA TWENDE DISABLED -CHINDI	100,000.00	112,893.00	15,800.00	97,093.00	9,709.30	106,802.30
MWERENI	BIDII WOMEN GROUP	100,000.00	192,286.60	9,300.00	182,986.60	18,298.66	201,285.26
MWERENI	UPENDO MWAMTSOLWA WOMEN GROUP	100,000.00	119,845.00	20,000.00	99,845.00	9,984.50	109,829.50
MWERENI	MALENGO YOUTH GROUP	100,000.00	-		-	-	-
MWERENI	UTAMADUNI NGOMA WOMEN GROUP	100,000.00	22,330.00		22,330.00	2,233.00	24,563.00
MWERENI	NEEMA MWAMUMBA WOMEN GROUP	100,000.00	10,230.00		10,230.00	1,023.00	11,253.00
MWERENI	IMANI NI MATENDO WOMEN GROUP	100,000.00	-		-	-	-
MWERENI	IMARA MOLOLO WOMEN GROUP	100,000.00	93,816.80	2,500.00	91,316.80	9,131.68	100,448.48
MWERENI	MUUNGANO MPYA WALEMAVU	100,000.00	127,050.00	5,028.00	122,022.00	12,202.20	134,224.20
MWERENI	SONGA MBELE S.H.G	100,000.00	127,050.00	5,478.00	121,572.00	12,157.20	133,729.20
			-		-	-	-
VANGA	SUBIRA HUVUTA HERI YOUTH GROUP	100,000.00	63,525.00		63,525.00	6,352.50	69,877.50
VANGA	JIMBO WOMEN GROUP	200,000.00	-		-	-	-
VANGA	TUTEGEMEANE WOMEN GROUP	100,000.00	17,314.00		17,314.00	1,731.40	19,045.40
VANGA	MAKWENYENI YOUTH GROUP	100,000.00	62,520.70		62,520.70	6,252.07	68,772.77
VANGA	TUMAINI WOMEN GROUP	100,000.00	19,057.50		19,057.50	1,905.75	20,963.25
VANGA	TUHESHIMIANE WOMEN GROUP	100,000.00	105,652.80		105,652.80	10,565.28	116,218.08
VANGA	MUUNGANO MGOMBEZI WOMEN GROUP	100,000.00	114,345.00		114,345.00	11,434.50	125,779.50
VANGA	KAENINAO WOMEN GROUP	100,000.00	26,584.80		26,584.80	2,658.48	29,243.28
VANGA	NEW VISION YOUTH GROUP	100,000.00	7,326.00		7,326.00	732.60	8,058.60
			-		-	-	-
WAA	KOMBANI GREEN DEVELOPMENT INITIATIVE	100,000.00	127,050.00		127,050.00	12,705.00	139,755.00
WAA	TINGISHA WOMEN GROUP	100,000.00	114,345.00		114,345.00	11,434.50	125,779.50
WAA	MATUGA ARTS TROUPE	100,000.00	45,364.00	22,500.00	22,864.00	2,286.40	25,150.40
WAA	DZISAIDIE WOMEN GROUP	100,000.00	68,530.00		68,530.00	6,853.00	75,383.00
WAA	GULANZE S.H.G	100,000.00	-		-	-	-
WAA	KITEJE DISPENSARY SUPPORT GROUP	100,000.00	99,099.00		99,099.00	9,909.90	109,008.90
WAA	COAST SIDERZ YOUTH GROUP	100,000.00	12,045.00		12,045.00	1,204.50	13,249.50
WAA	TUHURUMIE WIDOWS GROUP	100,000.00	-		-	-	-
WAA	MTAKADZE WOMEN GROUP	100,000.00	-		-	-	-

**Kwale County Youth, Women and Persons with Disabilities Revolving Fund.  
Reports and Financial Statements  
For the year ended June 30<sup>th</sup>, 2019**

WAA	MSHIKAMANO CULTURAL GROUP	100,000.00	105,451.50		105,451.50	10,545.15	115,996.65
			-		-	-	-
TIWI	MAGODZONI BODABODA GROUP	100,000.00	13,750.00		13,750.00	1,375.00	15,125.00
TIWI	TOGETHER AS ONE S.H.G	100,000.00	127,050.00		127,050.00	12,705.00	139,755.00
TIWI	MWERYA WOMEN GROUP	100,000.00	96,558.00		96,558.00	9,655.80	106,213.80
TIWI	AMKENI KIZINGO WOMEN GROUP	100,000.00	50,838.70		50,838.70	5,083.87	55,922.57
TIWI	NGANGARI WOMEN GROUP	100,000.00	107,167.50		107,167.50	10,716.75	117,884.25
TIWI	HALWA WOMEN GROUP	100,000.00	29,260.00	3,000.00	26,260.00	2,626.00	28,886.00
TIWI	CHIRIMA YOUTH GROUP	100,000.00	92,111.80		92,111.80	9,211.18	101,322.98
TIWI	TAWAKAL WOMEN GROUP	100,000.00	127,050.00		127,050.00	12,705.00	139,755.00
TIWI	JIPE MOYO WOMEN GROUP	100,000.00	83,490.00		83,490.00	8,349.00	91,839.00
TIWI	MKADINI FISHERMENGROUP	100,000.00	-		-	-	-
			-		-	-	-
TSIMBA-GOLINI	GOLINI FARMERS ZERO GRAZING GROUP	100,000.00	29,920.00	4,000.00	25,920.00	2,592.00	28,512.00
TSIMBA-GOLINI	PRECIOUS WOMEN GROUP	100,000.00	-		-	-	-
TSIMBA-GOLINI	MWAMKO DIGITAL YOUTH GROUP	100,000.00	-		-	-	-
TSIMBA-GOLINI	MATUGA ZERO GRAZING	100,000.00	35,825.00		35,825.00	3,582.50	39,407.50
TSIMBA-GOLINI	NI WEWE YOUTH SELF HELP GROUP	100,000.00	127,050.00		127,050.00	12,705.00	139,755.00
TSIMBA-GOLINI	MWAMBARA DISABLES GROUP	200,000.00	46,750.00	2,500.00	44,250.00	4,425.00	48,675.00
TSIMBA-GOLINI	CHIBANDA MULUNGU S.H.G	100,000.00	43,037.50		43,037.50	4,303.75	47,341.25
TSIMBA-GOLINI	MALEWANO MBUGUNI WOMEN GROUP	100,000.00	77,433.40		77,433.40	7,743.34	85,176.74
TSIMBA-GOLINI	STAMILI KAYAMBA WOMEN GROUP	100,000.00	13,959.00		13,959.00	1,395.90	15,354.90
			-		-	-	-
MKONGANI	MUUNGANO POSHOMILL S.H.G	100,000.00	101,640.00	12,500.00	89,140.00	8,914.00	98,054.00
MKONGANI	MUNGU YUKO DISABLED S.H.G	100,000.00	127,050.00	9,300.00	117,750.00	11,775.00	129,525.00
MKONGANI	BURANI DISABLED S.H.G	100,000.00	103,164.60	2,700.00	100,464.60	10,046.46	110,511.06
MKONGANI	BAHATISHA WOMEN GROUP	100,000.00	-		-	-	-
MKONGANI	MUTUI MUSEO S.H.G	100,000.00	47,580.50		47,580.50	4,758.05	52,338.55
MKONGANI	TUAMKE WOMEN GROUP	100,000.00	115,615.50		115,615.50	11,561.55	127,177.05
MKONGANI	SAFINA SILC WOMEN GROUP	100,000.00	78,262.80		78,262.80	7,826.28	86,089.08
MKONGANI	MKONGANI BREAST FEEDING WOMEN GROUP	100,000.00	47,327.50		47,327.50	4,732.75	52,060.25
MKONGANI	KIZIMBANI YOUTH BUNGE	100,000.00	105,451.50		105,451.50	10,545.15	115,996.65

**Kwale County Youth, Women and Persons with Disabilities Revolving Fund.  
Reports and Financial Statements  
For the year ended June 30<sup>th</sup>, 2019**

MKONGANI	MAELEWANO DISABLED S.H.G	100,000.00	105,451.50		105,451.50	10,545.15	115,996.65
			-		-	-	-
KUBO	MAJIMBONI DISABLED PARENTS AND CHILDRENS	100,000.00	-		-	-	-
KUBO	BOYANI TWASONGA MBELE WOMEN GROUP	100,000.00	3,740.00	2,500.00	1,240.00	124.00	1,364.00
KUBO	SHABAHA V.S.L.A GROUP	100,000.00	-		-	-	-
KUBO	TUJIPANGE WAJANE WOMEN GROUP	100,000.00	22,114.40		22,114.40	2,211.44	24,325.84
KUBO	MAONO WOMEN GROUP	100,000.00	96,396.30	11,500.00	84,896.30	8,489.63	93,385.93
KUBO	MAWASILIANO YOUTH GROUP	100,000.00	106,137.90		106,137.90	10,613.79	116,751.69
KUBO	JITAHIDI WOMEN GROUP	100,000.00	88,935.00		88,935.00	8,893.50	97,828.50
KUBO	RAFIKI DISABLED GROUP	100,000.00	6,270.00		6,270.00	627.00	6,897.00
KUBO	NGONE MWAITU WOMEN GROUP	200,000.00	66,357.50		66,357.50	6,635.75	72,993.25
			-		-	-	-
RAMISI	MUUNGANO YOUTH GROUP	100,000.00	90,216.50		90,216.50	9,021.65	99,238.15
RAMISI	JUMUIA WOMEN GROUP	100,000.00	105,451.50		105,451.50	10,545.15	115,996.65
RAMISI	MAENDELEO MOTHER TO MOTHER SUPPORT GROUP	100,000.00	38,060.00	1,500.00	36,560.00	3,656.00	40,216.00
RAMISI	AMANI WOMEN GROUP	100,000.00	87,029.25	5,000.00	82,029.25	8,202.93	90,232.18
RAMISI	MAENDELEO WOMEN GROUP VSLA	100,000.00	78,135.75	5,000.00	73,135.75	7,313.58	80,449.33
RAMISI	JIULIZE WOMEN GROUP	100,000.00	85,123.50		85,123.50	8,512.35	93,635.85
RAMISI	BODABODA SHIRAZI WELFARE ASSOCIATION	100,000.00	127,050.00		127,050.00	12,705.00	139,755.00
RAMISI	SISI KWA SISI WOMEN GROUP	100,000.00	58,025.00		58,025.00	5,802.50	63,827.50
RAMISI	NAUGAENDENI S.H.G	100,000.00	127,050.00		127,050.00	12,705.00	139,755.00
RAMISI	MWACHANDE DISABLED GROUP	100,000.00	90,679.05		90,679.05	9,067.91	99,746.96
			-		-	-	-
BONGWE	BONGWE YOUTH BUNGE	100,000.00	127,050.00		127,050.00	12,705.00	139,755.00
BONGWE	MWAKAMBA SILK WOMEN GROUP	100,000.00	-		-	-	-
BONGWE	CHIDZANGONI YOUTH BUNGE	100,000.00	116,886.00		116,886.00	11,688.60	128,574.60
BONGWE	UKUNDA YOUTH FOR THE DEAF	100,000.00	59,576.00		59,576.00	5,957.60	65,533.60
BONGWE	KAGERA YOUTH GROUP	100,000.00	64,495.20		64,495.20	6,449.52	70,944.72
BONGWE	VISION 2030 YOUNG STARS S.H.G	100,000.00	23,072.50		23,072.50	2,307.25	25,379.75
BONGWE	AMANI MWAMANGA WOMEN GROUP	100,000.00	101,640.00		101,640.00	10,164.00	111,804.00
BONGWE	DZUNGA S.H.G	100,000.00	45,320.00		45,320.00	4,532.00	49,852.00
BONGWE	KAGERA ACTIVE WOMEN GROUP	100,000.00	117,521.25		117,521.25	11,752.13	129,273.38

**Kwale County Youth, Women and Persons with Disabilities Revolving Fund.  
Reports and Financial Statements  
For the year ended June 30<sup>th</sup>, 2019**

BONGWE	BIDII WOMEN GROUP	100,000.00	114,345.00	5,000.00	109,345.00	10,934.50	120,279.50
			-		-	-	-
KINONDO	MWAEPE YOUTH GROUP	100,000.00	29,260.00		29,260.00	2,926.00	32,186.00
KINONDO	AMANI YOUTH GROUP	100,000.00	101,640.00		101,640.00	10,164.00	111,804.00
KINONDO	GALU BEACH YOUTH GROUP	100,000.00	107,547.83	74,650.00	32,897.83	3,289.78	36,187.61
KINONDO	NURU NJEMA PROJEC T	100,000.00	80,850.00		80,850.00	8,085.00	88,935.00
KINONDO	BARAKA CONSERVATION GROUP	100,000.00	106,111.00		106,111.00	10,611.10	116,722.10
KINONDO	TUPENDANE WOMEN GROUP	100,000.00	85,470.00		85,470.00	8,547.00	94,017.00
KINONDO	MABROUK WOMEN GROUP	100,000.00	127,050.00		127,050.00	12,705.00	139,755.00
KINONDO	KINONDO HANDICAPPED S.H.G	100,000.00	54,219.66	8,200.00	46,019.66	4,601.97	50,621.63
KINONDO	UZIMA NI AFYA S.H.G	100,000.00	49,280.00		49,280.00	4,928.00	54,208.00
KINONDO	HAKI MAISHANI DISABLE GROUP	100,000.00	17,160.95	4,800.00	12,360.95	1,236.10	13,597.05
			-		-	-	-
UKUNDA	MKWAKWANI SUPPORT GROUP	200,000.00	54,301.50		54,301.50	5,430.15	59,731.65
UKUNDA	MISHEMISHE S.H.G	100,000.00	66,701.25		66,701.25	6,670.13	73,371.38
UKUNDA	JEDDAH COMBINATION S.H.G	100,000.00	116,340.80		116,340.80	11,634.08	127,974.88
UKUNDA	OCHANGU THE GREAT FILMS	100,000.00	108,627.75		108,627.75	10,862.78	119,490.53
UKUNDA	TUWAJIBIKE YOUTH GROUP	100,000.00	127,050.00		127,050.00	12,705.00	139,755.00
UKUNDA	JIIINUE WOMEN GROUP	100,000.00	37,235.00		37,235.00	3,723.50	40,958.50
UKUNDA	FAITH WOMEN GROUP	100,000.00	63,344.60		63,344.60	6,334.46	69,679.06
UKUNDA	WAATHIRIWA B' WOMEN SUPPORT GROUP	100,000.00	76,111.75		76,111.75	7,611.18	83,722.93
UKUNDA	UKUNDA ARTS TROUPE	100,000.00	127,050.00		127,050.00	12,705.00	139,755.00
	<b>TOTAL</b>	<b>52,000,000.00</b>	<b>34,290,976.00</b>	<b>761,753.00</b>	<b>33,529,223.00</b>	<b>3,352,922.30</b>	<b>36,882,145.30</b>
	UNALLOCATED FY 18/19			294,265.00			(294,265)
	UNALLOCATED FROM PREVIOUS FYs						(4,398,100)
	OUTSTANDING RECEIVABLES						32,189,726.3
	PENALTY						(3,352,922)
	<b>NET RECEIVABLES</b>						<b>28,836,806.00</b>