


REPUBLIC OF KENYA



OFFICE OF THE AUDITOR-GENERAL  
*Enhancing Accountability*

THE NATIONAL ASSEMBLY  
PAPERS LAID

**REPORT**

DATE: 09 JUN 2026

DAY.  
Tuesday

PARLIAMENT  
OF KENYA  
LIBRARY

TABLED  
BY:

Hon. Nasir Wago

CLERK-AT  
THE TABLE:

Mchaw.

**THE AUDITOR-GENERAL**


**ON**

**AREMIET MIXED SECONDARY SCHOOL**

**FOR THE YEAR ENDED  
30 JUNE, 2025**

**ISIOLO COUNTY**





*Revised 30<sup>th</sup> June 2025.*



---

**Aremiet Mixed Secondary School**  
**ANNUAL REPORT AND FINANCIAL STATEMENTS**  
**FOR THE FINANCIAL YEAR ENDED**  
**30<sup>TH</sup> JUNE 2025**

---

**Transitional Financial Statements Prepared under the International Public Sector Accounting Standards (IPSAS)**

**Aremiet Mixed Secondary School**  
**Annual Report and Financial Statements For the year ended 30<sup>th</sup> June 2025**

---

| <b>Table of Contents</b>   | <b>Page</b> |
|--|-------------|
| 1. Acronyms and Definition of Key Terms.....   | ii          |
| 2. Key School Information and Management .....   | iii         |
| 3. Summary Report of Performance of The School .....   | viii        |
| 4. Statement of School Management Responsibility .....   | xiii        |
| 5. Report Of The Independent Auditors ( <i>To be attached</i> ) .....                              | xiv         |
| 6. Statement Of Financial Performance for the Year Ended 30 <sup>th</sup> June 2025.....           | 1           |
| 7. Statement of Assets and Liabilities As At 30 <sup>th</sup> June 2025.....                       | 2           |
| 8. Statement of Cash Flows for the Year Ended 30 <sup>th</sup> June 2025 .....                     | 3           |
| 9. Statement Of Budgeted Versus Actual Amounts for The Year Ended 30 <sup>th</sup> June 2025 ..... | 4           |
| 10. Significant Accounting Policies .....  | 9           |
| 11. Notes To the Financial Statements .....  | 11          |
| 12. Annexes .....  | 21          |

**Aremiet Mixed Secondary School**  
**Annual Report and Financial Statements For the year ended 30<sup>th</sup> June 2025**

---

**1. Acronyms and Definition of Key Terms**

**A. Acronyms.**

|        |   |
|--------|---|
| BOM    | Board of Management   |
| CEB    | County Education Board  |
| IPSAS  | International Public Sector Accounting Standards                |
| KCSE   | Kenya Certificate of Secondary Education                        |
| PFM    | Public Finance Management                                       |
| PSASB  | Public Sector Accounting Standards Board                        |
| FY     | Financial Year  |
| FDSE   | Free Day Secondary Education                                    |
| TSC    | Teachers Service Commission                                     |
| SMASSE | Strengthening of Mathematics and Science in Secondary Education |

**B. Definition of Key Terms**

**Comparative Year-** Means the prior period.

## Aremiet Mixed Secondary School

### Annual Report and Financial Statements For the year ended 30<sup>th</sup> June 2025

---

#### 2. Key School Information and Management

##### (a) Background information

The school is domiciled in Kenya and its operations are governed under the Basic Education Act, 2013. It is in Isiolo County, Isiolo North Sub-County.

The school was registered in 2018 under registration number 17S30000145 and is currently categorized as a Sub County public school established, owned or operated by the Government.

The school is a day school and had 77 number of students as at 30<sup>th</sup> June 2025. It has one streams and 10 teachers of which 0 teachers are employed by the School Board of Management.

##### (b) School Board of Management - Board Members

The School Board of Management established under Section 55 of the Basic Education Act, 2013; is composed of the following members:

| Ref. | Name of Board Member  | Designation           | Date of appointment |
|------|-----------------------|-----------------------|---------------------|
| 1    | JULIS LOPEYOK         | Chairman              | 1st January, 2022   |
| 2    | JOSEPHINE EKIRU       | Secretary - Principal | 1st January, 2022   |
| 3    | IRIMBA FREDRICK MEEME | Member                | 1st January, 2022   |
| 4    | JUDITH LERANTILEI     | Member                | 1st January, 2022   |
| 5    | PETER                 | Member                | 1st January, 2022   |
| 6    | AMOGO ERICA           | Member                | 1st January, 2022   |
| 7    | JACINTA AKOROTI       | Member                | 1st January, 2022   |
| 8    | OMAR GABRA            | Member – Rep CEB      | 1st January, 2022   |
| 9    | PAUL ODHIAMBO         | Member Rep Teachers   | 1st January, 2022   |
| 10   | MARY ASUNYEN          | 3 Members - Sponsor   | 1st January, 2022   |
| 11   | SAMUEL LOKORO         | Member - Community    | 1st January, 2022   |
| 12   | ANGATHA NARUMBE       | Member Special Needs  | 1st January, 2022   |
| 13   | JAMES ERUPE           | Rep Students          | 1st January, 2022   |

## Aremiet Mixed Secondary School

### Annual Report and Financial Statements For the year ended 30<sup>th</sup> June 2025

#### The functions of the School Board of Management are to:

- Promote the best interests of the School and ensure its development.
- Promote quality education for all pupils in accordance with the standards set under the Basic Education Act, of 2013.
- Ensure and assure the provision of proper and adequate facilities for the School.
- Manage the School's affairs in accordance with the rules and regulations governing occupational safety and health.
- Advise the County Education Board on the staffing needs of the School.
- Determine cases of pupils' discipline and make reports to the CEB.
- Prepare comprehensive termly report on all areas of its mandate and submit the report to CEB.
- Administer and manage the resources of the School.
- Receive, collect and account for any funds accruing to the institution in accordance with Article 226 (1) (a) of the Constitution of Kenya, Section 81 of the Public Finance Management Act, 2012 and the Fourth Schedule para 21 and 23 of the Basic Education Act, 2013.

#### (c) Committees of the Board

| Ref: | Name of Committee                                   | Names of Members   | Designation   | Number of meetings attended during the year  |
|------|---|--|---|--|
| 1    | Executive Committee                                 | 1. JULIUS LOPEYOK<br>2. IRIMBA FREDRICK<br>MEEME<br>3. JOSEPHINE EKIRU<br>4. JUDITH LERANTINTILEI<br>5. SAMUEL LOKORO                      | <b>Chairman</b><br><b>Secretary</b><br><b>V chair</b><br><b>Member</b><br><b>Member</b> | 3 out of 3<br>3 out of 3<br>1 out of 3<br>2 out of 3<br>3 out of 3                 |
| 2    | Audit Committee                                     | 1. AMBROSE<br><br>LESINTIYO<br><br>2. IRIMBA FREDRICK<br><br>MEEME<br><br>3. JACINTA AKORO<br><br>4. MARY ASUNYEN<br><br>5. JULIUS LOPEYOK | CHAIRMAN<br><br>SECRETARY<br><br>MEMBER<br><br>MEMBER<br><br>MEMBER                     | 0 out of 1<br><br>1 out of 1<br><br>1 out of 1<br><br>1 out of 1<br><br>1 out of 1 |
| 3    | Finance, procurement and general purposes Committee | 1. AMBROSE<br><br>LESINTIYO  | CHAIRMAN<br><br>SECRETARY   | 1 out of 1<br><br>1 out of 1   |

**Aremiet Mixed Secondary School**

**Annual Report and Financial Statements For the year ended 30<sup>th</sup> June 2025**

|   |  |                    |           |            |
|---|--|--------------------|-----------|------------|
|   |  | 2. IRIMBA FREDRICK | MEMBER    | 1 out of 1 |
|   |  | MEEME              | MEMBER    | 1 out of 1 |
|   |  | 3. JACINTA AKORO   | MEMBER    | 1 out of 1 |
|   |  | 4. MARY ASUNYEN    |           |            |
|   |  | 5. JULIUS LOPEYOK  |           |            |
| 4 | Academic Committee                       | 1. JULIUS LOPEYOK  | CHAIRMAN  | 1 out of 1 |
|   |  | 2. IRIMBA FREDRICK | SECRETARY | 1 out of 1 |
|   |  | MEEME              | MEMBER    | 0 out of 1 |
|   |  | 3. AMBROSE         | MEMBER    | 1 out of 1 |
|   |  | 4. PAUL ODHIAMBO   | MEMBER    | 1 out of 1 |
|   |  | 5. SAMUEL LOKORO   |           |            |
| 5 | Development Committee                    |                    |           |            |
| 6 | Discipline and welfare Committee         | 1. SAMUEL LOKORO   | CHAIRMAN  | 1 out of 1 |
|   |  | 2. IRIMBA FREDRICK | SECRETARY | 1 out of 1 |
|   |  | MEEME              | MEMBER    | 1 out of 1 |
|   |  | 3. JUDITH          | MEMBER    | 1 out of 1 |
|   |  | LERANTINTILEI      | MEMBER    | 1 out of 1 |
|   |  | 4. PAUL ODHIAMBO   |           |            |
|   |  | 5. SAMUEL LOKORO   |           |            |
| 7 | Adhoc Committee (if any during the year) |                    |           |            |

**Aremiet Mixed Secondary School**  
**Annual Report and Financial Statements For the year ended 30<sup>th</sup> June 2025**

---

**(d) School operation Management**

For the financial year ended 30<sup>th</sup> June, 2025 the School's day-to-day management was under the following persons:

| Ref: | Designation      | Name                  | Identification |
|------|------------------|-----------------------|----------------|
| 1    | Principal        | IRIMBA FREDRICK MEEME | TSC No. 515047 |
| 2    | Deputy Principal | MARIA APEYAN          | TSC No. 628001 |
| 3    | School Bursar    |                       | ICPAK No.      |
| 4    | Other (specify)  |                       |                |

**(e) Schools contacts**

Post Office Box: 56-60300 Isiolo  
Telephone: 0720 551 098  
E-mail: [aremietmixedsecondary@gmail.com](mailto:aremietmixedsecondary@gmail.com)

**(f) School Bankers**

**MAIN ACCOUNT**

1. Name of Bank: K.C.B  
Branch: ISIOLO  
Account number: 1234735229

**OPERATIONS ACCOUNT**

2. Name of Bank: K.C.B  
Branch: ISIOLO  
Account number: 1226156614

**TUITION ACCOUNT**

3. Name of Bank: K.C.B  
Branch: ISIOLO  
Account number: 122289180

**INFRASTRUCTURE ACCOUNT**

4. Name of Bank: K.C.B  
Branch: ISIOLO  
Account number: 1260150674

**CDF ACCOUNT**

5. Name of Bank: EQUITY  
Branch: ISIOLO  
Account number: 0410285640749 (CDF) ACCOUNT

**Aremiet Mixed Secondary School**

**Annual Report and Financial Statements For the year ended 30<sup>th</sup> June 2025**

---

**(g) Independent Auditors**

Office of the Auditor General  
Anniversary Towers, University Way  
P.O. Box 30084  
GPO 00100  
Nairobi, Kenya

**Aremiet Mixed Secondary School**  
**Annual Report and Financial Statements For the year ended 30<sup>th</sup> June 2025**

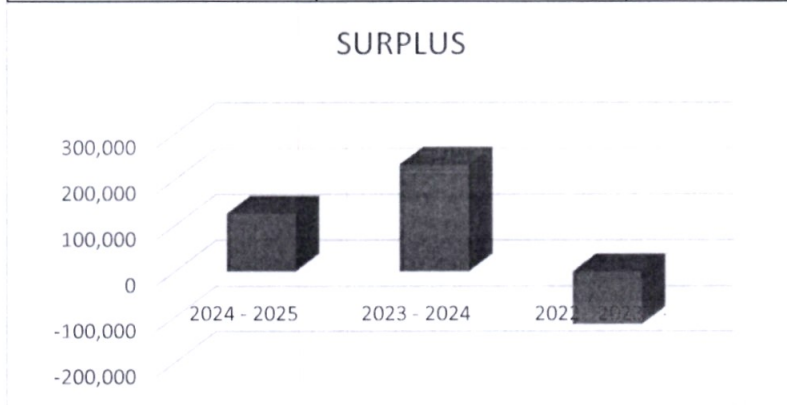
**3. Summary Report of Performance of The School**

The following is a summary report of the performance of the school against the set performance evaluation criteria:

**a) Financial performance:**

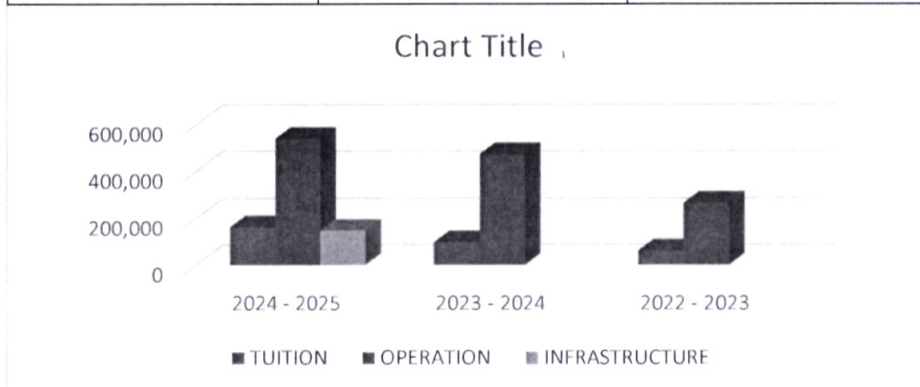
- Surplus/ deficit for the year and a comparison of the same for the last three years

| YEAR           | 2024 - 2025    | 2023 - 2024       | 2022 - 2023         |
|----------------|----------------|-------------------|---------------------|
| <b>SURPLUS</b> | 126,254        | 232,676.40        | (116,339.10)        |
| <b>TOTAL</b>   | <b>126,254</b> | <b>232,676.40</b> | <b>(116,339.10)</b> |



- Capitation grants from the Ministry of Education for the last three years

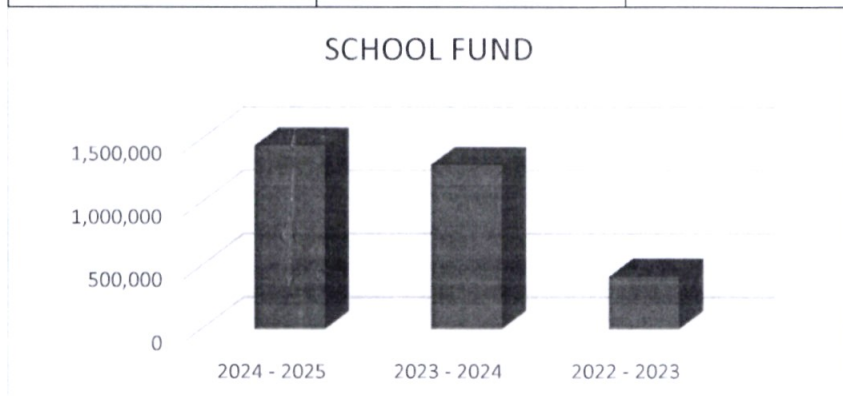
| YEAR                  | 2024 - 2025    | 2023 - 2024       | 2022 - 2023       |
|-----------------------|----------------|-------------------|-------------------|
| <b>TUITION</b>        | 163,768        | 98,177.80         | 61403.00          |
| <b>OPERATION</b>      | 541,596        | 474,033.85        | 266,585.40        |
| <b>INFRASTRUCTURE</b> | 148,000        |                   |                   |
| <b>TOTAL</b>          | <b>853,364</b> | <b>572,211.65</b> | <b>327,988.40</b> |



**Aremiet Mixed Secondary School  
Annual Report and Financial Statements For the year ended 30<sup>th</sup> June 2025**

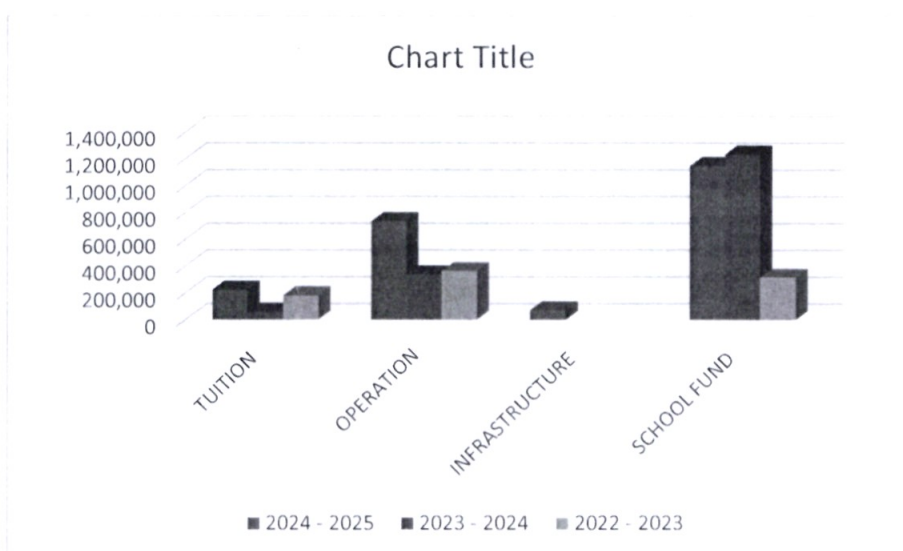
- A three-year overview of growth of other income(s) earned by the school.

| YEAR               | 2024 - 2025 | 2023 - 2024  | 2022 - 2023 |
|--------------------|-------------|--------------|-------------|
| <b>SCHOOL FUND</b> | 1,449,400   | 1,294,000.00 | 414,800.00  |



- A three-year overview of growth in expenditure of the school

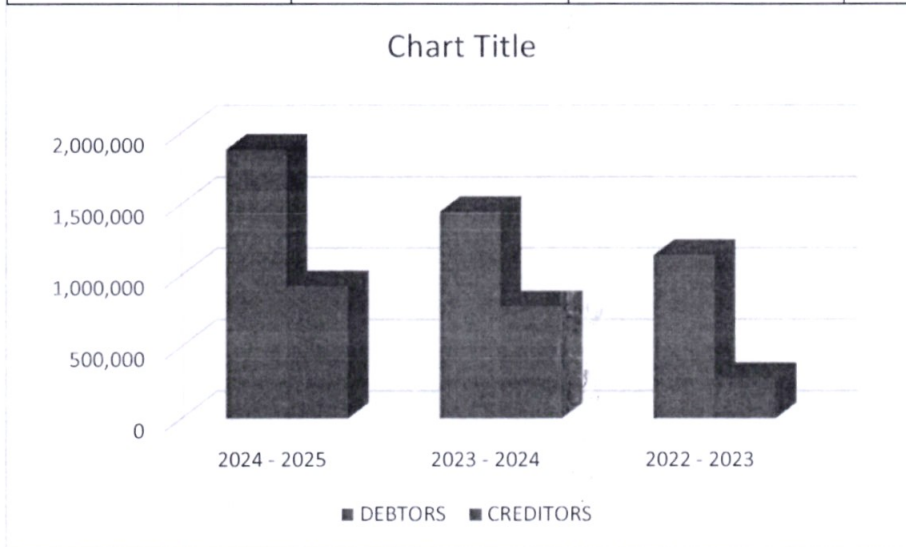
| YEAR                  | 2024 - 2025      | 2023 - 2024         | 2022 - 2023       |
|-----------------------|------------------|---------------------|-------------------|
| <b>TUITION</b>        | 223,428          | 57,776.50           | 181,115.00        |
| <b>OPERATION</b>      | 734,554          | 337,425.75          | 361,947.00        |
| <b>INFRASTRUCTURE</b> | 73,486           |                     |                   |
| <b>SCHOOL FUND</b>    | 1,145,042        | 1,232,746.50        | 316,066.00        |
| <b>TOTAL</b>          | <b>2,176,510</b> | <b>1,627,948.75</b> | <b>859,128.00</b> |



**Aremiet Mixed Secondary School**  
**Annual Report and Financial Statements For the year ended 30<sup>th</sup> June 2025**

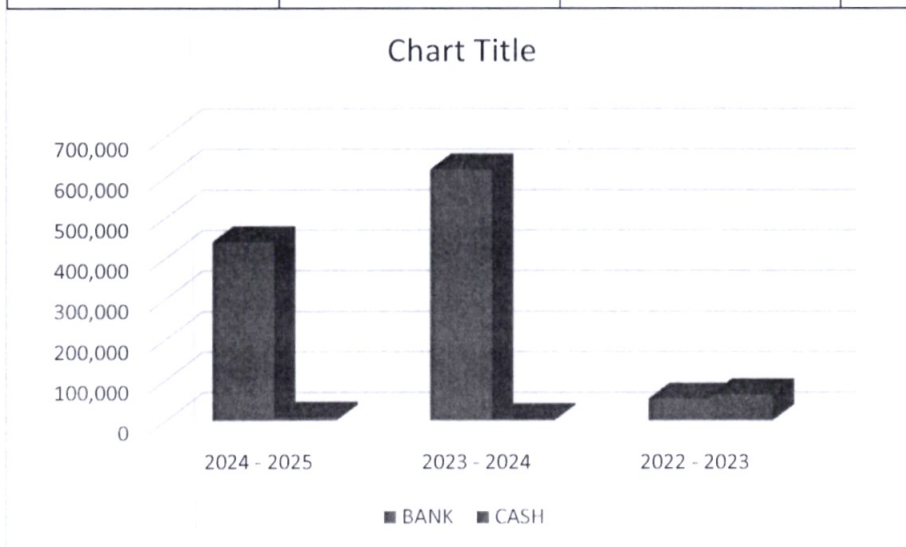
- Movement of debtors and creditors of the school over the last three years

| YEAR             | 2024 - 2025      | 2023 - 2024         | 2022 - 2023         |
|------------------|------------------|---------------------|---------------------|
| <b>DEBTORS</b>   | 1,884,550        | 1,446,950.00        | 1,143,150.00        |
| <b>CREDITORS</b> | 924,577          | 780,863.00          | 281,715.00          |
| <b>TOTAL</b>     | <b>2,809,127</b> | <b>2,227,813.00</b> | <b>1,424,865.00</b> |



Cash and bank balances

| YEAR         | 2024 - 2025    | 2023 - 2024       | 2022 - 2023       |
|--------------|----------------|-------------------|-------------------|
| <b>BANK</b>  | 440,020        | 619,617.50        | 53,553.10         |
| <b>CASH</b>  | 8,362          | 3,603.00          | 64,337.00         |
| <b>TOTAL</b> | <b>448,382</b> | <b>623,220.50</b> | <b>117,890.10</b> |



**Aremiet Mixed Secondary School**  
**Annual Report and Financial Statements For the year ended 30<sup>th</sup> June 2025**

---

**b) Teacher Student ratio:**

$$34/8 = 4.25$$

**c) The mean score in the 2025 KCSE:**

| <i>YEAR</i> | <i>ENTRY</i> | <i>MEAN SCORE</i> | <i>DEV</i>   |
|-------------|--------------|-------------------|--------------|
| <i>2021</i> | <i>12</i>    | <i>2.083</i>      | <i>N/A</i>   |
| <i>2022</i> | <i>6</i>     | <i>3.333</i>      | <i>1.250</i> |
| <i>2023</i> | <i>12</i>    | <i>2.05</i>       |              |
| <i>2024</i> | <i>7</i>     | <i>4.14</i>       |              |
| <i>2025</i> | <i>16</i>    | <i>5.5</i>        |              |

**d) Number of Candidates in the 2024 KCSE:**

| <i>YEAR</i>  | <i>2024</i> | <i>2023</i> | <i>2022</i> |
|--------------|-------------|-------------|-------------|
| <i>TOTAL</i> | <i>7</i>    | <i>12</i>   | <i>6</i>    |

**e) The capacity of the school:**

| <i>FACILITY</i>             | <i>AVAILABLE</i> | <i>REQUIRED</i> | <i>INF GAP</i> | <i>COMMENTS</i>        |
|-----------------------------|------------------|-----------------|----------------|------------------------|
| <i>CLASSROOMS</i>           | <i>5</i>         | <i>1</i>        | <i>1</i>       | <i>NEEDED URGENTLY</i> |
| <i>SCIENCE LAB</i>          | <i>1</i>         | <i>1</i>        | <i>0</i>       |                        |
| <i>COMPUTER LAB</i>         | <i>0</i>         | <i>1</i>        | <i>1</i>       | <i>NEEDED URGENTLY</i> |
| <i>DINING HALL</i>          | <i>0</i>         | <i>1</i>        | <i>1</i>       | <i>URGENT</i>          |
| <i>MODERN LIBRARY</i>       | <i>0</i>         | <i>1</i>        | <i>1</i>       | <i>URGENT</i>          |
| <i>SCHOOL BUS</i>           | <i>0</i>         | <i>1</i>        | <i>1</i>       | <i>CAN WAIT</i>        |
| <i>STUDENT'S TOILETS</i>    | <i>4</i>         | <i>2</i>        | <i>2</i>       | <i>CAN WAIT</i>        |
| <i>STAFF WASHROOM</i>       | <i>1</i>         | <i>1</i>        | <i>1</i>       | <i>CAN WAIT</i>        |
| <i>WATER STORAGE</i>        | <i>2</i>         | <i>1</i>        | <i>1</i>       | <i>CAN WAIT</i>        |
| <i>STAFFROOM</i>            | <i>1</i>         | <i>0</i>        | <i>0</i>       |                        |
| <i>DEPARTMENTAL OFFICES</i> | <i>0</i>         | <i>2</i>        | <i>2</i>       | <i>URGENT</i>          |
| <i>BOARD ROOM</i>           | <i>0</i>         | <i>1</i>        | <i>1</i>       | <i>URGENT</i>          |
| <i>STAFF HOUSES</i>         | <i>0</i>         | <i>4</i>        | <i>4</i>       | <i>URGENT</i>          |

**Aremiet Mixed Secondary School**  
**Annual Report and Financial Statements For the year ended 30<sup>th</sup> June 2025**

---


*f)* **Development projects carried out by the school:**

| Projects          | Source of funds | Status   | Initial Cost (Kshs) | Amount Spent (Kshs) | Expected completion time |
|-------------------|-----------------|----------|---------------------|---------------------|--------------------------|
| GATE CONSTRUCTION | MOE             | COMPLETE | 42,000              | 42,000              | COMPLETE                 |
| WATER CONNECTION  | MOE             | COMPLETE | 30,300              | 30,300              | COMPLETE                 |
|                   |                 |          |                     |                     |                          |
|                   |                 |          |                     |                     |                          |
|                   |                 |          |                     |                     |                          |
|                   |                 |          |                     |                     |                          |



..... **IRIMBA FREDRICK MEEME** .....

School Principal



**Aremiet Mixed Secondary School**  
**Annual Report and Financial Statements For the year ended 30<sup>th</sup> June 2025**

---

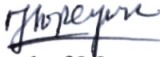
**4. Statement of School Management Responsibility**


Section 81 (1) of the Public Finance Management Act, 2012 requires that, at the end of each financial year, each National Government School shall prepare financial statements in respect of that school. Section 81 (3) requires the financial statements so prepared to be in a form that complies with relevant accounting standards as prescribed by the Public Sector Accounting Standards Board (PSASB) of Kenya from time to time.

Schedule 4 (Section 23) of the Education Act, 2013 requires the Board of Management of a public institution of basic education to keep all proper books and records of accounts of the income, expenditure, and assets of the institution.


The Board of Management of Aremiet Mixed Secondary School accepts responsibility for the school's financial statements, which have been prepared on the Cash Basis Method of Financial Reporting, using appropriate accounting policies in accordance with International Public Sector Accounting Standards (IPSAS).

The Board of Management is of the opinion that the school's financial statements give a true and fair view of the state of the school's transactions during the financial year ended 30<sup>th</sup> June, 20XX, and of the school's financial position as at that date.

**Name:** JULIUS LOPEYOK   
**Designation:** Chairman, School Board of Management  
**Date:**

**Name:** IRIMBA FREDRICK MEEME   
**Designation:** School Principal & Secretary to Board of Management  
**Date:**



  
**Name:**  
**Designation:** Bursar/ Finance Officer  
**Date:**

# REPUBLIC OF KENYA

Telephone: +254-(20) 3214000  
E-mail: info@oagkenya.go.ke  
Website: www.oagkenya.go.ke



**HEADQUARTERS**  
Anniversary Towers  
Monrovia Street  
P.O. Box 30084-00100  
NAIROBI

## **REPORT OF THE AUDITOR-GENERAL ON AREMIET MIXED SECONDARY SCHOOL FOR THE YEAR ENDED 30 JUNE, 2025 – ISIOLO COUNTY**

---

### **PREAMBLE**

I draw your attention to the contents of my report which is in three parts:

- A. Report on Financial Statements that considers whether the financial statements are fairly presented in accordance with the applicable financial reporting framework, accounting standards and the relevant laws and regulations that have a direct effect on the financial statements;
- B. Report on Lawfulness and Effectiveness in the Use of Public Resources which considers compliance with applicable laws, regulations, policies, gazette notices, circulars, guidelines and manuals and whether public resources are applied in a prudent, efficient, economic, transparent and accountable manner to ensure the Government achieves value for money and that such funds are applied for the intended purpose; and,
- C. Report on Effectiveness of Internal Controls, Risk Management and Governance which considers how the entity has instituted checks and balances to guide internal operations. This responds to the effectiveness of the governance structure, risk management environment and internal controls, developed and implemented by those charged with governance for orderly, efficient and effective operations of the entity.

A Qualified Opinion is issued when the Auditor-General concludes that, except for material misstatements noted, the financial statements are fairly presented in accordance with the applicable financial reporting framework. The Report on Financial Statements should be read together with the Report on Lawfulness and Effectiveness in the Use of Public Resources, and the Report on Effectiveness of Internal Controls, Risk Management and Governance.

The three parts of the report are aimed at addressing the statutory roles and responsibilities of the Auditor-General as provided by Article 229 of the Constitution, the Public Finance Management Act, 2012, and the Public Audit Act, 2015. The three parts of the report when read together constitute the report of the Auditor-General.

### **REPORT ON THE FINANCIAL STATEMENTS**

#### **Qualified Opinion**

I have audited the accompanying transitional IPSAS financial statements of Aremiet Mixed Secondary School set out on pages 1 to 20, which comprise of the statement

---

*Report of the Auditor-General on Aremiet Mixed Secondary School for the year ended 30 June, 2025 – Isiolo County*

of assets and liabilities as at 30 June, 2025, the statement of financial performance, statement of cashflows, statement of budgeted versus actual amounts for the year then ended and a summary of significant accounting policies and other explanatory information in accordance with the provisions of Article 229 of the Constitution of Kenya and Section 35 of the Public Audit Act, 2015. I have obtained all the information and explanations which to the best of my knowledge and belief, were necessary for the purpose of the audit.

In my opinion, except for the effect of the matters described in the Basis for Qualified Opinion section of my report, the transitional IPSAS financial statements present fairly, in all material respects, the financial position of Aremiet Mixed Secondary School as at 30 June, 2025 and of its financial performance and its cash flows for the year then ended, in accordance with International Public Sector Accounting Standards (Accrual Basis) including the transitional provisions permitted under IPSAS 33 and comply with the Basic Education Act, 2013, the Public Finance Management Act, 2012 and The National Treasury and Economic Planning Circular No.3 of 14 April, 2025.

### **Basis for Qualified Opinion**

#### **1. Unsupported Cash and Cash Equivalents**

The statement of assets and liabilities reflects cash and cash equivalents balance of Kshs.448,382, comprising of bank and cash balances of Kshs.440,020 and Kshs.8,362, respectively, as reflected in Note 10 and Note 11 to the financial statements. However, the bank reconciliation statements for the four bank accounts held and maintained by the School were not provided for audit review. Further the School did not prepare board of cash survey report to support the reported balances.

In the circumstances, the accuracy and completeness of cash and cash equivalents balance of Kshs.448,382 could not be confirmed.

#### **2. Unsupported and Long Outstanding Accounts Receivables**

The statement of assets and liabilities and as disclosed in Note 13 to the financial statements reflects accounts receivable balance of Kshs.1,884,550, in respect of fees arrears. However, the supporting schedules, issued invoices and listing of the students with outstanding fees indicating how much each owes were not provided for audit review. Further, a balance of Kshs.1,444,010 out of the total receivables has been outstanding for more than one (1) year. However, there was no detailed ageing analysis and policy on the impairment of long outstanding fees arrears casting doubt on full recoverability of the accounts receivables balance.

In the circumstances, the accuracy, completeness and recoverability of accounts receivable balance of Kshs.1,884,550 could not be confirmed.

#### **3. Unsupported School Fund Income - Parents' Contribution**

The statement of receipts and payments and as disclosed in Note 4 to the financial statements reflects total school fund income - parents' contribution receipts of

Kshs.1,449,400. However, Management did not provide revenue ledger and related schedules to support the amount.

In the circumstances, the accuracy and completeness of the school fund income - parents' contribution amount of Kshs.1,449,400 could not be confirmed.

#### **4. Unsupported Boarding and School Fund Payments**

The statement of receipts and payments and as disclosed in Note 9 to the financial statements reflects boarding and school fund payments of Kshs.1,145,042. However, examination of payment records revealed that Management made payments totalling Kshs.1,144,559 for lunch program without proper support documents such as purchase requisitions, local purchase orders, supplier invoices and delivery notes.

In the circumstances, the regularity, accuracy and completeness of the boarding and school fund payments amount of Kshs.1,145,042 could not be confirmed.

The audit was conducted in accordance with International Standards of Supreme Audit Institutions (ISSAIs). I am independent of Aremiet Mixed Secondary School Management in accordance with ISSAI 130 on the Code of Ethics. I have fulfilled other ethical responsibilities in accordance with the ISSAI and in accordance with other ethical requirements applicable to performing audits of financial statements in Kenya. I believe that the audit evidence I have obtained is sufficient and appropriate to provide a basis for my qualified opinion.

#### **Key Audit Matters**

Key audit matters are those matters that, in my professional judgement, are of most significance in the audit of the financial statements. Except for the effect of the matters described in the Basis for Qualified Opinion section, I have determined that there are no other key audit matters to communicate in my report.

#### **Other Matter**

#### **Significant Exemptions by PSASB in the Financial Reporting Template**

The financial statements have been prepared using the FY 2024/25 reporting template issued by the Public Sector Accounting Standards Board (PSASB). As communicated by PSASB on 25 February 2026, the template was designed to facilitate a phased transition to accrual-based IPSAS for public secondary schools and, therefore, does not include certain statements and disclosures required under the full IPSAS transition. These omissions include the opening statement of assets and liabilities, the statement of changes in net assets/equity, detailed disclosures of transitional provisions under IPSAS 33, and a reconciliation of budgeted amounts to actual accrual amounts. The absence of these elements arises from limitations inherent in the prescribed template and does not constitute non-compliance on the part of the School.

## **Other Information**

Management is responsible for the Other Information set out on page III to XIII which comprise of Key School Information and Management, Summary Report of the Performance of the School and Statement of the School Management Responsibility. The Other Information does not include the financial statements and my audit report thereon.

In connection with my audit on the School's financial statements, my responsibility is to read the Other Information and in doing so, consider whether the Other Information is materially inconsistent with the financial statements or my knowledge obtained in the audit or otherwise appears to be materially misstated. If based on the work I have performed, I conclude that there is a material misstatement of this Other Information, I am required to report that fact. I have nothing to report in this regard.

My opinion on the financial statements does not cover the Other Information and accordingly, I do not express an audit opinion or any form of assurance conclusion thereon.

## **REPORT ON LAWFULNESS AND EFFECTIVENESS IN THE USE OF PUBLIC RESOURCES**

### **Conclusion**

As required by Article 229(6) of the Constitution, based on the audit procedures performed, except for the effect of the matters described in the Basis for Conclusion on Lawfulness and Effectiveness in the Use of Public Resources section of my report, I confirm that, nothing else has come to my attention to cause me to believe that public resources have not been applied lawfully and in an effective way.

### **Basis for Conclusion**

#### **1. Unreconciled Students Enrolment Data**

The statement of receipts and payments reflects capitation grants for tuition and capitation grants for operations totalling Kshs.705,364. Comparison of data from National Education Management and Information System (NEMIS) with the School records revealed that NEMIS reflected enrolment of fifty-six (56) students while records from the School had one hundred and one (101) students, resulting to an underfunding of the School by an amount of Kshs.566,810. This was contrary to Ministry of Education vide Circular MOE.HQs/3/10/18/ (46) dated 7 February, 2022 and Circular MOE.HQS/3/13/3 dated 16 June, 2021 issued guidelines on implementation of Free Day Secondary Education (FDSE) requires that all learners to be registered in NEMIS the principals to ensure their records are accurate.

In the circumstances, under-funding of the school may have affected service delivery to the students.

## **2. Long Outstanding Accounts Payables**

The statement of assets and liabilities and as disclosed in Note 14 to the financial statements reflects accounts payables of Kshs.924,577, which relates to trade creditors and prepaid school fees. Included in the balance is trade payables amounting to Kshs.604,343, which has been outstanding for more than one (1) year. However, Management did not provide a detailed ageing analysis of the payables.

In the circumstances, the accuracy and completeness of accounts payable balance of Kshs.604,343 could not be confirmed.

## **3. Lack of a Procurement Plan**

The statement of receipts and payments reflects total receipts and payments balances of Kshs.2,302,764 and Kshs.2,176,510, respectively. However, during the year Management did not prepare an annual procurement plan as part of the annual budget preparation process. This was contrary to Regulation 40 of the Public Procurement and Asset Disposal Regulations, 2020 which states that a procuring entity prepare a procurement plan for each financial year as part of the annual budget preparation process.

In the circumstances, Management was in breach of the law.

## **4. Failure to Prepare School Improvement Plan**

During the year under review, the School did not have an approved School Improvement Plan, contrary to Section 2.2 of the Ministry of Education Operation Manual, 2019 for Utilization of Learner Capitation Grant and Other School Funds, which requires schools to identify in every three-year school improvement planning cycle, one priority area in each of the four key areas which include curriculum implementation, foundational literacy and numeracy outcomes, an enabling environment for learning and parental involvement and community engagement for implementation.

In the circumstances, Management was in breach of the law.

## **5. Failure to Register as a Data Controller and Data Processor**

During the year under review, the School had not registered with the Office of the Data Protection Commissioner (ODPC) as a data controller and data processor contrary to Regulation 18 of the Data Protection Regulations, 2021 which states that all entities collecting, processing, and storing personal data of staff, service providers must be registered.

In the circumstances, Management was in breach of the law.

The audit was conducted in accordance with ISSAI 3000 and ISSAI 4000. The standards require that I comply with ethical requirements and plan and perform the audit to obtain assurance about whether the activities, financial transactions and information reflected in

the financial statements comply in all material respects, with the authorities that govern them. I believe that the audit evidence I have obtained is sufficient and appropriate to provide a basis for my conclusion.

## REPORT ON EFFECTIVENESS OF INTERNAL CONTROLS, RISK MANAGEMENT AND GOVERNANCE

### Conclusion

As required by Section 7(1)(a) of the Public Audit Act, 2015, based on the audit procedures performed, except for the effect of the matters described in the Basis for Conclusion on Effectiveness of Internal Controls, Risk Management and Governance section of my report, I confirm that, nothing else has come to my attention to cause me to believe that internal controls, risk management and governance were not effective.

### Basis for Conclusion

#### 1. Weaknesses in Governance Mechanism

Review of the financial statements submitted for audit and the board of management documents revealed no evidence showing that the board of management met during the year under review, contrary to Section 6(1) of the Basic Education Act, 2013, which states that a board of management shall meet at least once in every four months.

Further, the board established the Academic Committee, Discipline and Welfare Committee, Audit Committee and, Finance, Procurement and General-purpose Committee, but there were no records such as attendance registers or minutes of the meetings provided to prove that the committees met during the year under review as indicated in the financial statements.

In the circumstances, the existence of an effective oversight mechanisms could not be confirmed.

#### 2. Inadequate Management of School Assets

Annex 2 to the financial statements on summary of the fixed assets register reflected an amount of Kshs.13,325,000, which include School land with historical cost of Kshs.1,400,000. However, the ownership documents were not provided for audit and the register lacked information on the asset's purchase date, coding, serial numbers. This was contrary to Section 72 of the Public Finance Management Act, 2012. Further, physical inspection carried out on 26 February, 2026 on the school assets revealed that the items including office equipment, furniture and printers were not tagged.

In the circumstances, the adequacy of assets management could not be confirmed.

### **3. Lack of an Internal Audit Function**

During the year under review, the School lacked an internal audit unit as required by Regulation 166(1) and (2) of the Public Finance Management (National Government) Regulations, 2015 which states that, the internal audit unit of a National Government entity to assess effectiveness of the school through an internal performance appraisal commenting on its effectiveness in the annual report to The National Treasury.

In the circumstances, the effectiveness of oversight mechanisms could not be confirmed.

### **4. Lack of an Approved Risk Management Policy**

The School did not have a risk management policy, contrary to Regulation 165(1) of the Public Finance Management (National Government) Regulations, 2015 which requires accounting officers to ensure that government entities develop a risk management strategy, which include fraud prevention mechanisms; and a system of risk management and internal control that builds robust business operations.

In the circumstances, the effectiveness of risk management could not be confirmed.

### **5. Lack of Automation of Key Processes**

Audit review noted that the School relied on manual systems for processing and records keeping in recording of school income and payments and is thus exposed to risks associated with manual records keeping such as errors in processing, inaccurate financial reporting, manipulation of records and lack of data integrity and confidentiality. Further, manual processing is cumbersome and lack of automation denies the School the benefits of speedy processing and retrieval of information.

In the circumstances, the existence of an effective records mechanisms could not be confirmed.

The audit was conducted in accordance with ISSAI 2315 and ISSAI 2330. The standards require that I plan and perform the audit to obtain assurance about whether effective processes and systems of internal controls, risk management and overall governance were operating effectively in all material respects. I believe that the audit evidence I have obtained is sufficient and appropriate to provide a basis for my conclusion.

### **Responsibilities of Management and those charged with Governance**

Management is responsible for the preparation and fair presentation of these financial statements in accordance with International Public Sector Accounting Standards Accrual Basis and for maintaining effective internal controls as Management determines is necessary to enable the preparation of financial statements that are free from material misstatement, whether due to fraud or error and for its assessment of the effectiveness of internal controls, risk management and governance.

In preparing the financial statements, Management is responsible for assessing the School's ability to continue as a going concern, disclosing, as applicable, matters related to going concern and using the going concern basis of accounting unless Management is aware of the intention to cease operations.

Those charged with governance are responsible for the submission of the financial statements to the Auditor-General in accordance with the provisions of Section 47 of the Public Audit Act, 2015.

In addition to the responsibility for the preparation and presentation of the financial statements described above, Management is also responsible for ensuring that the activities, financial transactions and information reflected in the financial statements comply with the authorities which govern them and that public resources are applied in an effective way.

The Board of Management is responsible for overseeing the School's financial reporting process, reviewing the effectiveness of how Management monitors compliance with relevant legislative and regulatory requirements, ensuring that effective processes and systems are in place to address key roles and responsibilities in relation to governance and risk management, and ensuring the adequacy and effectiveness of the control environment.


### **Auditor-General's Responsibilities for the Audit**

My responsibility is to conduct an audit of the financial statements in accordance with Article 229(4) of the Constitution, Section 35 of the Public Audit Act, 2015 and the International Standards of Supreme Audit Institutions (ISSAIs). The standards require that, in conducting the audit, I obtain reasonable assurance about whether the financial statements as a whole are free from material misstatements, whether due to fraud or error and to issue an auditor's report that includes my opinion in accordance with Section 48 of the Public Audit Act, 2015. Reasonable assurance is a high level of assurance but is not a guarantee that an audit conducted in accordance with ISSAIs will always detect a material misstatement when it exists. Misstatements can arise from fraud or error and are considered material if, individually or in the aggregate, they could reasonably be expected to influence the economic decisions of users taken on the basis of these financial statements.

In conducting the audit, Article 229(6) of the Constitution also requires that I express a conclusion on whether or not in all material respects, the activities, financial transactions and information reflected in the financial statements are in compliance with the authorities that govern them and that public resources are applied in an effective way. In addition, I consider the entity's control environment in order to give an assurance on the effectiveness of internal controls, risk management and governance processes and systems in accordance with the provisions of Section 7(1)(a) of the Public Audit Act, 2015.

Further, I am required to submit the audit report in accordance with Article 229(7) of the Constitution.

Detailed description of my responsibilities for the audit is located at the Office of the Auditor-General's website at: <https://www.oagkenya.go.ke/auditor-generals-responsibilities-for-audit/>. This description forms part of my auditor's report.

  
FCPA Nancy Gathungu, CBS  
**AUDITOR-GENERAL**

**Nairobi**

**21 April, 2026**

**Aremiet Mixed Secondary School**  
**Annual Report and Financial Statements For the year ended 30<sup>th</sup> June 2025**

**6. Statement Of Financial Performance for the Year Ended 30<sup>th</sup> June 2025**

| Description Of Vote Head                   | Note | 2024-2025        | 2023-2024           |
|--|------|------------------|---------------------|
|  |      | Kshs             | Kshs                |
| <b>Revenue</b>                             |      |                  |                     |
| Government grants for tuition              | 1    | 163,768          | 98,177.80           |
| Government grants for operations           | 2    | 541,596          | 474,033.85          |
| Government Grants for infrastructure       | 3    | 148,000          | 1,000,000.00        |
| School fund income- parents' contributions | 4    | 1,449,400        | 1,294,000.00        |
| Miscellaneous incomes                      | 5    |                  | -                   |
| <b>Total Revenue</b>                       |      | <b>2,302,764</b> | <b>2,866,211.65</b> |
| <b>Expenditure</b>                         |      |                  |                     |
| Tuition                                    | 6    | 223,428          | 57,776.50           |
| Operations                                 | 7    | 734,554          | 337,425.75          |
| Infrastructure                             | 8    | 73,486           | 1,005,586.50        |
| Boarding and school fund                   | 9    | 1,145,042        | 1,232,746.50        |
| <b>Total Expenditure</b>                   |      | <b>2,176,510</b> | <b>2,633,535.25</b> |
| <b>Surplus/Deficit</b>                     |      | <b>126,254</b>   | <b>232,676.40</b>   |

The school financial statements were approved on \_\_\_\_\_ 2025 and signed by:

**JULIUS LOPEYOK**

Name: *[Signature]*


Chair BOM

Date: *30.3.26*

**IRIMBA FREDRICK**  
**MEEME**

Name: *[Signature]*  
 School Principal/ Secretary to  
 BOM

Date: *30/3/2026*



*[Signature]*

Name: *[Signature]*  
 Bursar/ Finance Officer

Date:

**Aremiet Mixed Secondary School  
Annual Report and Financial Statements For the year ended 30<sup>th</sup> June 2025**

**7. Statement of Assets and Liabilities As At 30<sup>th</sup> June 2025**

| Description                           | Note | 2024-2025<br>Kshs | 2023-2024<br>Kshs   |
|---------------------------------------|------|-------------------|---------------------|
| <b>Financial Assets</b>               |      |                   |                     |
| <b>Cash and cash equivalents</b>      |      |                   |                     |
| Bank balances                         | 10   |                   |                     |
| Cash balances                         | 11   | 440,020           | 619,617.50          |
| Short term investments                | 12   | 8,362             | (3,603.00)          |
| <b>Total cash and cash equivalent</b> |      |                   | -                   |
|                                       |      | <b>448,382</b>    | <b>616,014.50</b>   |
| Account's receivables                 | 13   |                   |                     |
|                                       |      | 1,884,550         | 1,446,950.00        |
| <b>Total financial assets (a)</b>     |      |                   |                     |
|                                       |      | <b>2,332,932</b>  | <b>2,062,964.00</b> |
| <b>Financial liabilities</b>          |      |                   |                     |
| Accounts payables                     | 14   |                   |                     |
| <b>Total Financial Labilities (b)</b> |      |                   |                     |
|                                       |      | 924,577           | 780,863.00          |
| <b>Net financial assets (a-b)</b>     |      |                   |                     |
|                                       |      | <b>1,408,355</b>  | <b>1,282,101.50</b> |
| <b>Represented by</b>                 |      |                   |                     |
| Accumulated fund b/fwd                | 15   | 1,282,101.50      | 1,049,425.10        |
| Surplus/deficit for the year          |      | 126,254           | 232,676.40          |
| <b>Net Assets</b>                     |      |                   |                     |
|                                       |      | <b>1,408,355</b>  | <b>1,282,101.50</b> |

The school's financial statements were approved on \_\_\_\_\_ 2025 and signed by:

**JULIUS LOPEYOK**

Name: *J. Lopeyok*

Chair BOM

Date:

**IRIMBA FREDRICK  
MEEME**

Name:  
School Principal/Secretary to  
BOM

Date: *30/06/26*  


..... *Bursar Nyaga*

Name: *Bursar*  
Bursar/ Finance Officer

Date:

**Aremiet Mixed Secondary School  
Annual Report and Financial Statements For the year ended 30<sup>th</sup> June 2025**

**8. Statement of Cash Flows for the Year Ended 30<sup>th</sup> June 2025**

| Description   | Note | 2024-2025<br>Kshs | 2023-2024<br>Kshs   |
|---|------|-------------------|---------------------|
| <b>Cash from Operating Activities</b>                     |      |                   |                     |
| <b>Receipts</b>   |      |                   |                     |
| Government grants for tuition                             |      | 163,768           | 98,177.80           |
| Government grants for operations                          |      | 541,596           | 474,033.85          |
| Government grants for infrastructure                      |      | 148,000           | 1,000,000.00        |
| School fund income- parents contributions/ fees           |      | 1,011,800         | 1,061,000.00        |
| Other income  |      |                   | -                   |
| <b>Total receipts</b>                                     |      | <b>1,865,164</b>  | <b>2,633,211.65</b> |
| <b>Payments</b>   |      |                   |                     |
| Cash outflows for tuition                                 |      | 152,198           | 65,981.50           |
| Cash outflows for operations                              |      | 665,553           | 337,297.75          |
| Cash outflows Boarding/lunch and school fund payments     |      | 1,141,559         | 726,493.50          |
| <b>Total payments</b>                                     |      | <b>1,959,310</b>  | <b>1,129,772.75</b> |
| <b>Net cash inflow/outflow from operating activities</b>  |      | <b>(94,146)</b>   | <b>1,503,710.90</b> |
| <b>Cash flow from investing activities</b>                |      |                   |                     |
| Acquisition of assets                                     |      | 73,486            | 1,005,586.50        |
| Proceeds from sale of Assets                              |      |                   |                     |
| Proceeds from investments                                 |      |                   |                     |
| Purchase of investments                                   |      |                   |                     |
| <b>Net cash inflow/outflows from investing activities</b> |      |                   |                     |
| <b>Cash flow from Financing activities</b>                |      |                   |                     |
| Proceeds from borrowings/ loans                           | 18   |                   |                     |
| Repayment of principal borrowings                         |      |                   |                     |
| <b>Net cash inflow/outflow from financing activities</b>  |      |                   |                     |
| <b>Net increase/decrease in cash and cash equivalents</b> |      | <b>(167,632)</b>  | <b>498,124.40</b>   |
| Cash and cash equivalent at beginning of the FY           |      | 616,014           | 117,890.10          |
| <b>Cash and cash equivalent at end of the FY</b>          |      | <b>448,382</b>    | <b>616,014.50</b>   |

The school's financial statements were approved on \_\_\_\_\_ 2025 and signed by:

.....  
Name: *J. Nyaga*  
Chair BOM  
Date: 30.3.26

.....  
Name: *[Signature]*  
School Principal/ Secretary to BOM  
Date: 31/03/2026



.....*Dickson Nyaga*  
Name: *[Signature]*  
Bursar/ Finance Officer  
Date:

**Aremiet Mixed Secondary School  
Annual Report and Financial Statements For the year ended 30<sup>th</sup> June 2025**

**9. Statement Of Budgeted Versus Actual Amounts for The Year Ended 30<sup>th</sup> June 2025**

| <b>Receipt/Expenses Item</b>              | <b>Original Budget</b> | <b>Adjustments</b> | <b>Final Budget</b> | <b>Actual On Comparable Basis</b> | <b>% Of Utilization</b> |
|---|------------------------|--------------------|---------------------|-----------------------------------|-------------------------|
|   | <b>a</b>               | <b>b</b>           | <b>e=a+b</b>        | <b>d</b>                          | <b>e=d/e %</b>          |
|   | <b>Kshs</b>            | <b>Kshs</b>        | <b>Kshs</b>         | <b>Kshs</b>                       | <b>Kshs</b>             |
| <b>Receipts</b>                           |                        |                    |                     |                                   |                         |
|   |                        |                    |                     |                                   |                         |
| <b>(1) Capitation Grant on Tuition</b>    |                        |                    |                     |                                   |                         |
| Reference Materials                       | 20,000                 |                    | 20,000              | 16,389                            | 81%                     |
| Exercise Books                            | 50,000                 |                    | 50,000              | 49,180                            | 98%                     |
| Laboratory Equipment                      | 50,000                 |                    | 50,000              | 40,942                            | 81%                     |
| Internal Exams                            | 30,000                 |                    | 30,000              | 24,566                            | 81%                     |
| Teaching / Learning Materials             | 35,000                 |                    | 35,000              | 32,693                            | 93%                     |
| Exams And Assessment                      |                        |                    |                     |                                   |                         |
| <b>Total</b>                              | <b>185,000</b>         |                    | <b>185,000</b>      | <b>163,767</b>                    | <b>88%</b>              |
| <b>(2) Capitation Grant on Operations</b> |                        |                    |                     |                                   |                         |
| Personnel Emoluments                      | 150,000                |                    | 150,000             | 117,334                           | 78%                     |
| Repairs And Maintenance                   | 200,000                |                    | 200,000             | 200,500                           | 100%                    |
| Local Transport / Travelling              | 80,000                 |                    | 80,000              | 73,990                            | 92%                     |
| Electricity And Water                     | 100,000                |                    | 100,000             | 99,896                            | 99%                     |
| Medical                                   | 60,000                 |                    | 60,000              | 59,360                            | 98%                     |
| Administration Costs                      | 100,000                |                    | 100,000             | 99,896                            | 99%                     |
| Activity                                  | 50,000                 |                    | 50,000              | 38,620                            | 77%                     |
| Gratuity                                  |                        |                    |                     |                                   |                         |
| <b>Total</b>                              | <b>740,000</b>         |                    | <b>740,000</b>      | <b>689,596</b>                    | <b>93%</b>              |

**Aremiet Mixed Secondary School**  
**Annual Report and Financial Statements For the year ended 30<sup>th</sup> June 2025**

| <b>Receipt/Expenses Item</b>         | <b>Original Budget</b> | <b>Adjustments</b> | <b>Final Budget</b> | <b>Actual On Comparable Basis</b> | <b>% Of Utilization</b> |
|--------------------------------------|------------------------|--------------------|---------------------|-----------------------------------|-------------------------|
|                                      | <b>a</b>               | <b>b</b>           | <b>c=a+b</b>        | <b>d</b>                          | <b>e=d/c %</b>          |
|                                      | <b>Kshs</b>            | <b>Kshs</b>        | <b>Kshs</b>         | <b>Kshs</b>                       | <b>Kshs</b>             |
| <b>3) FDSE for infrastructure</b>    |                        |                    |                     |                                   |                         |
| Maintenance & Improvement MoE        | 200,000                |                    | 200,000             | 200,500                           | 100%                    |
| M&I parents' contribution            |                        |                    |                     |                                   |                         |
| Economic Stimulus Programs           |                        |                    |                     |                                   |                         |
| Transition Infrastructure Grants     |                        |                    |                     |                                   |                         |
| Administration Block                 |                        |                    |                     |                                   |                         |
| <b>Total</b>                         | <b>200,000</b>         |                    | <b>200,000</b>      | <b>200,500</b>                    | <b>100%</b>             |
| <b>(4) Fees Charged on Parents</b>   |                        |                    |                     |                                   |                         |
| Personnel Emoluments                 |                        |                    |                     |                                   |                         |
| Repairs And Maintenance              |                        |                    |                     |                                   |                         |
| Local Transport / Travelling         |                        |                    |                     |                                   |                         |
| Electricity And Water                |                        |                    |                     |                                   |                         |
| Medical                              |                        |                    |                     |                                   |                         |
| Administration Costs                 |                        |                    |                     |                                   |                         |
| Activity                             |                        |                    |                     |                                   |                         |
| SMASSE                               |                        |                    |                     |                                   |                         |
| Fee On Boarding Equipment and Stores | 150,000                |                    | 150,000             | 1,096,000                         | 73%                     |
| <b>Total</b>                         | <b>150,000</b>         |                    | <b>150,000</b>      | <b>1,096,000</b>                  | <b>73%</b>              |
| <b>5) Miscellaneous Income</b>       |                        |                    |                     |                                   |                         |
| Loans / Borrowing                    |                        |                    |                     |                                   |                         |
| Rent income                          |                        |                    |                     |                                   |                         |
| Income From Farming Activities       |                        |                    |                     |                                   |                         |

**Aremiet Mixed Secondary School**  
**Annual Report and Financial Statements For the year ended 30<sup>th</sup> June 2025**

| <b>Receipt/Expenses Item</b>          | <b>Original Budget</b> | <b>Adjustments</b> | <b>Final Budget</b> | <b>Actual On Comparable Basis</b> | <b>% Of Utilization</b> |
|---------------------------------------|------------------------|--------------------|---------------------|-----------------------------------|-------------------------|
|                                       | <b>a</b>               | <b>b</b>           | <b>c=a+b</b>        | <b>d</b>                          | <b>e=d/c %</b>          |
|                                       | <b>Kshs</b>            | <b>Kshs</b>        | <b>Kshs</b>         | <b>Kshs</b>                       | <b>Kshs</b>             |
| Insurance Compensation                |                        |                    |                     |                                   |                         |
| Income From Posho Mill                |                        |                    |                     |                                   |                         |
| Income From Bus Hire                  |                        |                    |                     |                                   |                         |
| Fee For Hire of Ground and Equipment  |                        |                    |                     |                                   |                         |
| Interest Income                       |                        |                    |                     |                                   |                         |
| Income From Any Other Investment      |                        |                    |                     |                                   |                         |
| <b>Total Income</b>                   |                        |                    |                     |                                   |                         |
| <b>(6) Expenditure For Tuition</b>    |                        |                    |                     |                                   |                         |
| Textbooks                             |                        |                    |                     |                                   |                         |
| Reference Materials                   | 20,000                 |                    | 20,000              | 12,545                            | 62%                     |
| Exercise Books                        | 50,000                 |                    | 50,000              | 30,000                            | 60%                     |
| Laboratory Equipment                  | 50,000                 |                    | 50,000              | 0                                 | 0%                      |
| Internal Exams                        | 30,000                 |                    | 30,000              | 77,690                            | 258%                    |
| Teaching / Learning Materials         | 35,000                 |                    | 35,000              | 30,060                            | 850%                    |
| Chalks                                |                        |                    |                     |                                   |                         |
| Exams And Assessment                  |                        |                    |                     |                                   |                         |
| Teachers Guides                       |                        |                    |                     |                                   |                         |
| Administration Costs                  |                        |                    |                     | 1,902.75                          |                         |
| Bank Charges                          |                        |                    |                     |                                   |                         |
| <b>Total</b>                          | <b>185000</b>          |                    | <b>185,000</b>      | <b>152,197</b>                    | <b>82%</b>              |
| <b>(7) Expenditure For Operations</b> |                        |                    |                     |                                   |                         |
| Personnel Emoluments                  | 150,000                |                    | 150,000             | 134,100                           | 89%                     |

**Aremiet Mixed Secondary School**  
**Annual Report and Financial Statements For the year ended 30<sup>th</sup> June 2025**

| Receipt/Expenses Item                                 | Original Budget | Adjustments | Final Budget   | Actual On Comparable Basis | % Of Utilization |
|---|-----------------|-------------|----------------|----------------------------|------------------|
|   | a               | b           | c=a+b          | d                          | e=d/c %          |
|   | Kshs            | Kshs        | Kshs           | Kshs                       | Kshs             |
| Repairs, Maintenance & Improvements                   | 200,000         |             | 200,000        | 53,000                     | 26%              |
| Local Transport / Travelling                          | 80,000          |             | 80,000         | 55,000                     | 68%              |
| Electricity, Water and Conservancy                    | 100,000         |             | 100,000        | 6,930                      | 7%               |
| Medical   | 60,000          |             | 60,000         | 0                          | 0%               |
| Administration Costs                                  | 100,000         |             | 100,000        | 147,113                    | 147%             |
| Activity Expenses                                     | 50,000          |             | 50,000         | 269,410                    | 500%             |
| Gratuity  |                 |             |                |                            |                  |
| Bank charge   |                 |             |                |                            |                  |
| <b>Total</b>  | <b>740,000</b>  |             | <b>740,000</b> | <b>665,553</b>             |                  |
| <b>(8) Expenditure For infrastructure</b>             |                 |             |                |                            |                  |
| Construction of classrooms                            |                 |             |                |                            |                  |
| Construction of LAB                                   |                 |             |                |                            |                  |
| Construction of DORMS                                 |                 |             |                |                            |                  |
| Purchase of furniture (GATE)                          | 50,000          |             | 50,000         | 42,000                     | 84%              |
| Purchase of equipment (WATER)                         | 50,000          |             | 50,000         | 30,300                     | 60%              |
| Purchase of machinery                                 |                 |             |                |                            |                  |
| <b>Total</b>  | <b>100,000</b>  |             | <b>100,000</b> | <b>72,300</b>              | <b>72%</b>       |
| <b>(9) Expenditure For school fund/lunch/boarding</b> |                 |             |                |                            |                  |
| Personnel Emoluments                                  |                 |             |                |                            |                  |
| Repairs, Maintenance and Improvements                 |                 |             |                |                            |                  |
| Local Transport / Travelling                          |                 |             |                |                            |                  |

**Aremiet Mixed Secondary School**  
**Annual Report and Financial Statements For the year ended 30<sup>th</sup> June 2025**

| Receipt/Expenses Item                      | Original Budget  | Adjustments | Final Budget     | Actual On Comparable Basis | % Of Utilization |
|--|------------------|-------------|------------------|----------------------------|------------------|
|  | a                | b           | c=a+b            | d                          | e=d/c %          |
|  | Kshs             | Kshs        | Kshs             | Kshs                       | Kshs             |
| Electricity, Water and Conservancy         |                  |             |                  |                            |                  |
| Medical Expenses                           |                  |             |                  |                            |                  |
| Administration Costs                       |                  |             |                  |                            |                  |
| Activity                                   |                  |             |                  |                            |                  |
| Gratuity                                   |                  |             |                  |                            |                  |
| Lunch Programme                            |                  |             |                  |                            |                  |
| Boarding Equipment and Stores              |                  |             |                  |                            |                  |
| Expenditure For Income Generating Activity | 1,500,000        |             | 1,500,000        | 1,144,549                  | 76%              |
| Insurance Costs                            |                  |             |                  |                            |                  |
| Other Expenses On Investments              |                  |             |                  |                            |                  |
| Rent Expenses                              |                  |             |                  |                            |                  |
| Bank Charges                               |                  |             |                  |                            |                  |
| Loan Interest Repayment                    |                  |             |                  |                            |                  |
| Loan Principal Repayment                   |                  |             |                  |                            |                  |
| Acquisition Of Assets                      |                  |             |                  |                            |                  |
| <b>Totals</b>                              | <b>1,500,000</b> |             | <b>1,500,000</b> | <b>1,144,549</b>           | <b>76%</b>       |

- i. *Inflation of Price Commodities*
- ii. *Late Grant Remittance*
- iii. *Poor Fees Payment*

**Aremiet Mixed Secondary School**  
**Annual Report and Financial Statements For the year ended 30<sup>th</sup> June 2025**

---

**10. Significant Accounting Policies**

The principal accounting policies adopted in the preparation of these financial statements are set out below:

**1. Statement of compliance and basis of preparation**

**Statement of Compliance**

The financial statements have been prepared in accordance with the PFM Act and International Public Sector Accounting Standards (IPSAS). The entity has taken advantage of the transitional provisions under IPSAS 33, and therefore, these first/second/thi<sup>rd</sup>/year financial statements are transitional financial statements.

**Basis of Preparation**

These financial statements have been prepared on a going concern basis and the accounting policies have been applied consistently throughout the period on an accrual basis unless otherwise specified (for example, statement of cash flow). Under an accrual basis, revenues are recognized when rights to assets are earned or levied rather than when cash is received, and expenses are recognized when obligations are incurred rather than when they are settled. The financial statements have been prepared and presented in Kenya Shillings to the nearest shilling. The accounting policies adopted have been consistently applied to all the years presented.

**2. Recognition of revenue and expenditure**

The school recognizes all revenue from various sources when earned and all expenses when incurred.

The capitation grants include recurrent and development grants. Recurrent capitation are recognised in the statement of financial performance while development grants are recognised in the statement of financial position after meeting the revenue recognition criteria. The conditional grants will be recognised as revenue upon fulfilment of the set conditions.

**3. In-kind contributions**

In-kind contributions are donations that are made to the *school* in the form of actual goods and/or services rather than in money or cash terms. These donations may include vehicles, equipment, or personnel services. Where the financial value received for in-kind contributions can be reliably determined, the *school* includes such value in the statement of financial performance both as revenue and as expenditure in equal and opposite amounts; otherwise, the contribution is not recorded.

## **Aremiet Mixed Secondary School**

### **Annual Report and Financial Statements For the year ended 30<sup>th</sup> June 2025**

---

#### **4. Cash and cash equivalents**

Cash and cash equivalents comprise cash on hand and cash at bank, short-term deposits on call, and highly liquid investments with an original maturity of three months or less, which are readily convertible to known amounts of cash and are subject to an insignificant risk of changes in value. Bank account balances include amounts held at various financial institutions at the end of the financial year.

#### **5. Accounts Receivable**

For the purposes of these financial statements, imprests and advances to authorised public officers and/or institutions which were not surrendered or accounted for at the end of the financial year are treated as receivables. Accounts receivables also include school fees billed to parents for services rendered but not paid. This is an enhancement to the cash accounting policy. Other accounts receivables are disclosed in the financial statements.

#### **6. Accounts Payable**

For the purposes of these financial statements, deposits, and retentions held on behalf of third parties have been recognized as accounts payables. This is in recognition of the government practice of retaining a portion of contracted services and works pending the fulfilment of obligations by the contractor and to hold deposits on behalf of third parties. Payables also include expenditures incurred for the purchase of goods, works and services that have been rendered and not settled. This is an enhancement to the cash accounting policy adopted for public secondary schools. Other liabilities are disclosed in the financial statements.

#### **7. Non-current assets**

Non-current assets are expensed at the time of acquisition while disposal proceeds are recognized as receipts at the time of disposal. However, the acquisitions and disposals are reflected in the school fixed asset register a summary of which is provided as a memorandum to these financial statements.

#### **8. Budget**

The budget is developed on the same accounting basis (cash basis), the same accounts classification basis, and for the same period as the financial statements. The *school's* budget was approved by the School Board of Management. A comparison of the actual performance against the comparable budget for the financial year under review has been included in the financial statements.

#### **9. Comparative figures**

Where necessary, comparative figures for the previous financial year have been amended or reconfigured to conform to the required changes in presentation.

#### **10. Subsequent events**

There have been no events subsequent to the financial year end with a significant impact on the financial statements for the year ended 30<sup>th</sup> June 2025.

**Aremiet Mixed Secondary School**  
**Annual Report and Financial Statements For the year ended 30<sup>th</sup> June 2025**

**11. Notes To the Financial Statements**

**1 Government Grants for Tuition**

| <b>Description</b>                     | <b>2024-2025</b> | <b>2023-2024</b> |
|--|------------------|------------------|
|  | <b>Kshs</b>      | <b>Kshs</b>      |
| Reference Materials                    | 16,386           | -                |
| Exercise Books                         | 49,180           | 29,453.00        |
| Laboratory Equipment                   | 40,943           | 24,544.00        |
| Internal Exams                         | 24,566           | 14,727.00        |
| Teaching / Learning Materials          | 32,693           | 19,636.00        |
| Others (specify)* <i>Teacher guide</i> |                  | 9,817.80         |
| <b>Total</b>                           | <b>163,768</b>   | <b>98,177.80</b> |

**2 Government Grants for Operations**

| <b>Description</b>           | <b>2024-2025</b> | <b>2023-2024</b>  |
|------------------------------|------------------|-------------------|
|                              | <b>Kshs</b>      | <b>Kshs</b>       |
| Personnel Emoluments         | 117,334          | 66,952.00         |
| Repairs And Maintenance      | 52,500           | 148,300.00        |
| Local Transport / Travelling | 73,990           | 44,639.85         |
| Electricity And Water        | 99,896           | 55,794.00         |
| Medical                      | 59,360           | 59,775.00         |
| Administration Costs         | 99,896           | 55,794.00         |
| Activity                     | 38,620           | 42,779.00         |
| Other Vote Heads (specify)*  |                  | -                 |
| <b>Total</b>                 | <b>541,596</b>   | <b>474,033.85</b> |

**3 Government Grants for infrastructure**

| <b>Description</b>                     | <b>2024-2025</b> | <b>2023-2024</b>    |
|--|------------------|---------------------|
|  | <b>Kshs</b>      | <b>Kshs</b>         |
| Maintenance & Improvement              | 148,000          | -                   |
| Transition infrastructure grants       |                  | 1,000,000.00        |
| Administration Block                   |                  | -                   |
| Economic stimulus grants               |                  | -                   |
| Other (specify)(NGCDF and County govt. |                  | -                   |
| <b>Total</b>                           | <b>148,000</b>   | <b>1,000,000.00</b> |

**Aremiet Mixed Secondary School**

**Annual Report and Financial Statements For the year ended 30<sup>th</sup> June 2025**

**4 School Fund Income - Parents Contribution/Fees**

| <b>Description</b>                          | <b>2024-2025</b> | <b>2023-2024</b>    |
|---|------------------|---------------------|
|   | <b>Kshs</b>      | <b>Kshs</b>         |
| Personnel emoluments                        |                  | -                   |
| Repairs and maintenance                     |                  | -                   |
| Local transport / travelling                |                  | -                   |
| Electricity and water                       |                  | -                   |
| Medical                                     |                  | -                   |
| Administration costs                        |                  | -                   |
| Activity                                    |                  | -                   |
| Fee on Boarding Equipment and stores/ lunch | 1,096,400        | 1,291,000.00        |
| Tenders                                     | 353,000          | 3,000.00            |
| Others (specify)                            |                  |                     |
| <b>Total</b>                                | <b>1,449,400</b> | <b>1,294,000.00</b> |

**5 Miscellaneous Incomes**

| <b>Description</b>                   | <b>2024-2025</b> | <b>2023-2024</b> |
|--------------------------------------|------------------|------------------|
|                                      | <b>Kshs</b>      | <b>Kshs</b>      |
| Rent Income                          |                  |                  |
| Income From Farming Activities       |                  |                  |
| Insurance Compensation               |                  |                  |
| Income From Posho Mill               |                  |                  |
| Income From Bus Hire                 |                  |                  |
| Fee For Hire of Ground and Equipment |                  |                  |
| Income From Grants and Donations*    |                  |                  |
| Interest Income                      |                  |                  |
| Dividends Income                     |                  |                  |
| Loans/Borrowings*                    |                  |                  |
| Other Income (specify)*              |                  |                  |
| <b>Total</b>                         |                  |                  |

**Aremiet Mixed Secondary School**  
**Annual Report and Financial Statements For the year ended 30<sup>th</sup> June 2025**

---

**6 Tuition**

| <b>Description</b>            | <b>2024-2025</b> | <b>2023-2024</b> |
|-------------------------------|------------------|------------------|
|                               | <b>Kshs</b>      | <b>Kshs</b>      |
| Exercise Books                | 30,000           | -                |
| Textbooks                     |                  | -                |
| Reference materials           |                  | -                |
| Laboratory Equipment          |                  | -                |
| Teaching / Learning Materials | 101,290          | 57,070.00        |
| Exams And Assessment          | 77,690           | -                |
| Teachers Guides               | 12,545           | -                |
| Bank Charges                  | 1,908            | 706.50           |
| Others ( <i>specify</i> )     |                  | -                |
| <b>Total</b>                  | <b>223,428</b>   | <b>57,776.50</b> |

**7 Operations**

| <b>Description</b>                     | <b>2024-2025</b> | <b>2023-2024</b>  |
|--|------------------|-------------------|
|  | <b>Kshs</b>      | <b>Kshs</b>       |
| Personnel Emoluments                   | 134,100          | 105,000.00        |
| Service Gratuity                       |                  | -                 |
| Administration Cost                    | 147,114          | 126,261.75        |
| Repairs And Maintenance & Improvements | 53,000           | 11,000.00         |
| Local Transport / Travelling           | 55,000           | 72,050.00         |
| Electricity And Water                  | 6,930            | 8,800.00          |
| Medical                                |                  | -                 |
| Activity Expenses                      | 338,410          | 14,050.00         |
| Insurance Cost                         |                  | -                 |
| Others ( <i>specify</i> )              |                  | 136.00            |
| <b>Total</b>                           | <b>734,554</b>   | <b>337,297.75</b> |

**Aremiet Mixed Secondary School**  
**Annual Report and Financial Statements For the year ended 30<sup>th</sup> June 2025**

**8 Infrastructure**

| Description                           | 2024-2025     | 2023-2024           |
|---------------------------------------|---------------|---------------------|
|                                       | Kshs          | Kshs                |
| Construction of classrooms            |               | -                   |
| Construction of laboratory            |               | -                   |
| Construction of dormitory             |               | -                   |
| Purchase of furniture GATE            | 42,000        | 525,000.00          |
| Purchase of equipment TANK CONNECTION | 30,300        | 479,989.00          |
| Purchase of apparatus                 |               | -                   |
| Drilling of boreholes                 |               | -                   |
| Others (specify) bank charges         | 1,186         | 597.50              |
| <b>Total</b>                          | <b>73,486</b> | <b>1,005,586.50</b> |

**9 Boarding And School Fund**

| Description                                | 2024-2025        | 2023-2024           |
|--|------------------|---------------------|
|  | Kshs             | Kshs                |
| Personnel Emoluments                       |                  | -                   |
| Service Gratuity                           |                  | -                   |
| Repairs And Maintenance & Improvements     |                  | -                   |
| Local Transport / Travelling               |                  | -                   |
| Electricity And Water                      |                  | -                   |
| Medical Expenses                           |                  | -                   |
| Administration Costs                       |                  | -                   |
| Lunch Programme                            | 1,144,549        | 1,228,573.00        |
| Bank Charges                               | 493              | 4,173.50            |
| Expenses On Income Generating Activities** |                  | -                   |
| Fee On Boarding Equipment and Stores       |                  | -                   |
| Rent Expenses                              |                  | -                   |
| Insurance Cost (Life Property)             |                  | -                   |
| Loan Principal Repayment                   |                  | -                   |
| Loan Interest Repayment                    |                  | -                   |
| Acquisition Of Assets                      |                  | -                   |
| PA expenses                                |                  | -                   |
| <b>Total</b>                               | <b>1,145,042</b> | <b>1,232,746.50</b> |

**Aremiet Mixed Secondary School**  
**Annual Report and Financial Statements For the year ended 30<sup>th</sup> June 2025**

**10 Bank Accounts**

| Account Name & Currency                | Status         | Bank Account Number | 2024-2025      | 2023-2024         |
|--|----------------|---------------------|----------------|-------------------|
|  | Active/Dormant |                     | Kshs           | Kshs              |
| Tuition Account                        | Active         | 1222897180          | 57,187         | 45,737.30         |
| Operations Account                     | Active         | 1226156614          | 34,401         | 158,711.20        |
| School Fund Account/Boarding           |                |                     | 272,452        | 413,702.50        |
| Savings Account                        |                |                     |                | -                 |
| Parent Association Development Account |                |                     |                | -                 |
| Income Generating Activities Account   |                |                     |                | -                 |
| Infrastructural Account                | Active         | 1260150674          | 75,980         | 1,466.50          |
| <b>Total</b>                           |                |                     | <b>440,020</b> | <b>619,617.50</b> |

**11 Cash In Hand**

| Description     | 2024-2025    | 2023-2024         |
|-----------------|--------------|-------------------|
|                 | Kshs         | Kshs              |
| Notes and Coins | 8,362        | (3,603.00)        |
| <b>Total</b>    | <b>8,362</b> | <b>(3,603.00)</b> |

**12 Short Term Investments**

| Description            | 2024-2025 | 2023-2024 |
|------------------------|-----------|-----------|
|                        | Kshs      | Kshs      |
| Cooperative Shares     |           |           |
| Treasury Bills         |           |           |
| Fixed Deposit accounts |           |           |
| Other Investments      |           |           |
| <b>Total</b>           |           |           |

**Aremiet Mixed Secondary School**  
**Annual Report and Financial Statements For the year ended 30<sup>th</sup> June 2025**

**13 Accounts Receivable**

| Description                              | 2024-2025        | 2023-2024           |
|--|------------------|---------------------|
|  | Kshs             | Kshs                |
| Fees Arrears                             | 1,884,550        | 1,446,950.00        |
| <b>Other Non-Fees Receivables</b>        |                  | -                   |
| Salary Advances (list/schedule attached) |                  | -                   |
| Imprest (list/schedule attached)         |                  | -                   |
| Rent arrears (list/schedule attached)    |                  | -                   |
| <b>Total</b>                             | <b>1,884,550</b> | <b>1,446,950.00</b> |

**13 b) Ageing Analysis of Accounts Receivable**

| Description                            | 2024-2025        |                | 2023-2024                              |                  |
|--|------------------|----------------|--|------------------|
|  | Current FY       | % of the total | Current FY                             | Current FY       |
| Less than 1 year                       | 437,600          |                | Less than 1 year                       | 437,600          |
| Between 1- 2 years                     | 230,060          |                | Between 1- 2 years                     | 230,060          |
| Between 2-3 years                      | 128,000          |                | Between 2-3 years                      | 128,000          |
| Over 3 years                           | 1,085,950        |                | Over 3 years                           | 1,085,950        |
| <b>Total (should tie to note 13 a)</b> | <b>1,884,550</b> |                | <b>Total (should tie to note 13 a)</b> | <b>1,884,550</b> |

**14 Accounts Payable**

| Description                                       | 2024-2025      | 2023-2024         |
|---|----------------|-------------------|
|   | Kshs           | Kshs              |
| Trade Creditors (See Ageing Below and Appendix 1) | 744,573        | 600,863.00        |
| Prepaid Fees                                      | 180,000        | 164,500.00        |
| Retention Monies prepaid 2022/2023                |                | 15,500.00         |
| Unpaid salaries and statutory deductions          |                | -                 |
| Caution money                                     |                | -                 |
| Other payables (specify)                          |                | -                 |
| <b>Total</b>                                      | <b>924,577</b> | <b>780,863.00</b> |

**Aremiet Mixed Secondary School**  
**Annual Report and Financial Statements For the year ended 30<sup>th</sup> June 2025**

---

**14a. Ageing Analysis of Accounts Payable**

| Description                          | 2024-2025      |                | 2023-2024                            |                |
|--------------------------------------|----------------|----------------|--------------------------------------|----------------|
|                                      | Kshs           |                | Kshs                                 |                |
|                                      | Current FY     | % of the total |                                      | Current FY     |
| Less than 1 year                     | 140,230        |                | Less than 1 year                     | 140,230        |
| Between 1- 2 years                   | 389,548        |                | Between 1- 2 years                   | 389,548        |
| Between 2-3 years                    | 74,783         |                | Between 2-3 years                    | 74,783         |
| Over 3 years                         | 140,012        |                | Over 3 years                         | 140,012        |
| <b>Total (should tie to note 14)</b> | <b>744,573</b> |                | <b>Total (should tie to note 14)</b> | <b>744,573</b> |

**15 Fund Balance Brought Forward**

| Description            | 2024-2025        |  | 2023-2024           |  |
|------------------------|------------------|--|---------------------|--|
|                        | Kshs             |  | Kshs                |  |
| Bank Balances          | 619,617          |  | 53,553.10           |  |
| Cash Balances          | (3,603)          |  | 64,337.00           |  |
| Short Term Investments |                  |  | -                   |  |
| Receivables            | 1,446,950        |  | 1,213,950.00        |  |
| Payables               | 780,863          |  | 282,415.00          |  |
| <b>Total</b>           | <b>1,282,101</b> |  | <b>1,049,425.10</b> |  |

**Aremiet Mixed Secondary School**  
**Annual Report and Financial Statements For the year ended 30<sup>th</sup> June 2025**

---

**Other important disclosure notes**

IPSAS Cash Standard encourages an entity to disclose accrual-related information in relation to an entity's assets and liabilities. The notes outlined below are disclosure notes in relation to the school's non-financial assets and liabilities.

**16 Non-current Liabilities Summary**

| Description                  | 2024-2025<br>Kshs | 2023-2024<br>Kshs |
|------------------------------|-------------------|-------------------|
| Bank Loans                   |                   |                   |
| Outstanding Leases           |                   |                   |
| Hire Purchase                |                   |                   |
| Gratuity And Leave Provision |                   |                   |
| Others (specify)             |                   |                   |
| <b>Total</b>                 |                   |                   |

**17 Biological assets**

| Description              | Numbers | 2024-2025<br>Kshs | 2023-2024<br>Kshs |
|--------------------------|---------|-------------------|-------------------|
| Cattle                   |         |                   |                   |
| Goats                    |         |                   |                   |
| Trees                    |         |                   |                   |
| Coffee Or Tea Plantation |         |                   |                   |
| Poultry                  |         |                   |                   |
| Others (specify)         |         |                   |                   |
| <b>Total</b>             |         |                   |                   |

**18 Borrowings**

| Description                           | Kshs | Kshs |
|---------------------------------------|------|------|
| Borrowings at beginning of the year   |      |      |
| Borrowings during the year            |      |      |
| Repayments during the year            |      |      |
| <b>Balance at the end of the year</b> |      |      |

**Aremiet Mixed Secondary School**  
**Annual Report and Financial Statements For the year ended 30<sup>th</sup> June 2025**

---

**Other important disclosure notes**

**19 Stock/ Inventory**

| <b>Description</b>     | <b>2024-2025</b> | <b>2023-2024</b>  |
|------------------------|------------------|-------------------|
|                        | <b>Kshs</b>      | <b>Kshs</b>       |
| Food stuffs            |                  | 15,000.00         |
| Lab consumables        |                  | 230,000.00        |
| Farm produce           |                  | -                 |
| Medication             |                  | -                 |
| Construction Materials |                  | -                 |
| Others (specify)       |                  | -                 |
| <b>Total</b>           |                  | <b>245,000.00</b> |

**Aremiet Mixed Secondary School  
Annual Report and Financial Statements For the year ended 30<sup>th</sup> June 2025**

---

**20 Progress On Follow Up of Auditor Recommendations**

The following is the summary of issues raised by the external auditor, and management comments that were provided to the auditor.

| Ref No. | Issue / Observations from Auditor | Management comments | Status: (Resolved / Not Resolved) | Timeframe: (Put a date when you expect the issue to be resolved) |
|---------|-----------------------------------|---------------------|-----------------------------------|--|
|         |                                   |                     |                                   |  |
|         |                                   |                     |                                   |  |
|         |                                   |                     |                                   |  |



----- **IRIMBA FREDRICK MEEME** -----

Sign and Date

Principal

30/06/2025



**Aremiet Mixed Secondary School  
Annual Report and Financial Statements For the year ended 30<sup>th</sup> June 2025**

**12. Annexes**

**Annex I - Analysis of Pending Accounts Payable**

| Supplier Of Goods Or Services    | Original Amount | Date Contracted | Amount Paid To-Date | Outstanding Balance Current FY | Outstanding Balance Comparative FY | Comments |
|----------------------------------|-----------------|-----------------|---------------------|--------------------------------|------------------------------------|----------|
|                                  | A               | b               | C                   | d=a-c                          |                                    |          |
|                                  | Kshs            | Kshs            | Kshs                | Kshs                           | Kshs                               |          |
| <b>Construction Of Buildings</b> |                 |                 |                     |                                |                                    |          |
| 1.                               | -               | -               | -                   | -                              | -                                  | -        |
| <b>Sub-Total</b>                 |                 |                 |                     |                                |                                    |          |
| <b>Supply Of Goods</b>           |                 |                 |                     |                                |                                    |          |
| 2. BEJOS ENTERPRISE              | 71,000          | 2025            | 71,000              | 71,000                         |                                    | -        |
| 3. FREDRICK MEEME                | 39,000          | 2025            | 39,000              | 39,000                         |                                    | -        |
| 4. MARIA APEYON                  | 30,000          | 2025            | 30,000              | 30,000                         |                                    |          |
| <b>Sub-Total</b>                 |                 |                 |                     |                                |                                    |          |
| <b>Supply Of Services</b>        |                 |                 |                     |                                |                                    |          |
| 5.                               | -               | -               | -                   | -                              | -                                  | -        |
| <b>Sub-Total</b>                 |                 |                 |                     |                                |                                    |          |
| <b>Grand Total</b>               | <b>140,000</b>  |                 | <b>140,000</b>      | <b>140,000</b>                 |                                    | -        |

**Aremiet Mixed Secondary School**  
**Annual Report and Financial Statements For the year ended 30<sup>th</sup> June 2025**

**Annex 2 – Summary of Fixed Assets Register**

| <b>Asset Class</b>                       | <b>Historical Cost b/f<br/>(Kshs)<br/>1<sup>st</sup> July 2025</b> | <b>Additions during the<br/>year<br/>(Kshs)</b> | <b>Disposals during the<br/>year<br/>(Kshs)</b> | <b>Historical Cost c/f<br/>(Kshs)<br/>30<sup>th</sup> June 2024</b> |
|--|--|---|---|---|
| Land                                     | 1,400,000  | -   | -   | 1,400,000   |
| Buildings And Structures                 | 7,000,000  | -   | -   | 7,000,000   |
| Motor Vehicles                           | -  | -   | -   | -   |
| Office Equipment, Furniture And Fittings | 115,000  | -   | -   | 115,000   |
| Textbooks                                | 200,000  | -   | -   | 200,000   |
| Administration block                     | 4,500,000  |   |   |   |
| ICT Equipment                            |  | -   | -   | -   |
| Tools And Apparatus                      | 110,000  | -   | -   | 110,000   |
| Other Machinery And Equipment            | -  | -   | -   | -   |
| Heritage And Cultural Assets             | -  | -   | -   | -   |
| Intangible Assets- Soft Ware             | -  | -   | -   | -   |
| <b>Total</b>                             | <b>13,325,000</b>  | <b>-</b>  | <b>-</b>  | <b>8,825,000</b>  |

