

REPUBLIC OF KENYA



*Paper laid by LOM
Wednesday
11/10/17
Arising
siting
19/2*

OFFICE OF THE AUDITOR-GENERAL

PARLIAMENT
OF KENYA
LIBRARY



REPORT

OF

THE AUDITOR-GENERAL

ON

**THE FINANCIAL STATEMENTS OF
STATE DEPARTMENT OF INFRASTRUCTURE
(VOTE 1091)**

**FOR THE YEAR ENDED
30 JUNE 2016**

**MINISTRY OF TRANSPORT,
INFRASTRUCTURE, HOUSING AND URBAN
DEVELOPMENT**

STATE DEPARTMENT OF INFRASTRUCTURE
Reports and Financial Statements
For the year ended June 30, 2016



STATE DEPARTMENT OF INFRASTRUCTURE

REPORTS AND FINANCIAL STATEMENTS

FOR THE FINANCIAL YEAR ENDED JUNE 30, 2016

Prepared in accordance with the Cash Basis of Accounting Method under the International Public Sector Accounting Standards (IPSAS)



Contents

I. KEY ENTITY INFORMATION AND MANAGEMENT	3
II. FORWARD BY THE CABINET SECRETARY	5
III. STATEMENT OF ENTITY MANAGEMENT RESPONSIBILITIES	7
IV. REPORT OF THE INDEPENDENT AUDITORS ON STATE DEPARTMENT OF INFRASTRUCTURE.....	8
V. STATEMENT OF RECEIPTS AND PAYMENTS	9
VI. STATEMENT OF ASSETS	10
VII. STATEMENT OF CASHFLOW	11
VIII. SUMMARY STATEMENT OF APPROPRIATION: RECURRENT AND DEVELOPMENT COMBINED.....	12
IX. SUMMARY STATEMENT OF APPROPRIATION: RECURRENT	14
X. SUMMARY STATEMENT OF APPROPRIATION: DEVELOPMENT	16
XI. SUMMARY STATEMENT OF PROVISIONINGS.....	18
XII. SIGNIFICANT ACCOUNTING POLICIES	19
XIII. NOTES TO THE FINANCIAL STATEMENTS	21
XIV. PROGRESS ON FOLLOW UP OF AUDITOR RECOMMENDATIONS.....	27

I. KEY ENTITY INFORMATION AND MANAGEMENT

(a) Background information

The State department of Infrastructure was formed in May 2013 through executive order No.2. At cabinet level, the State department of Infrastructure is represented by the Cabinet Secretary for Ministry of Transport Infrastructure Housing and Urban Development who is responsible for the general policy and strategic direction of the State department of Infrastructure.

(b) Key Management

The State Department's day-to-day management is under the following key organs:

Central Administrative Services
Technical Services
Materials Testing and Research
Mechanical and Transport Services and
Training Services
Fiduciary Management

The key management personnel who held office during the financial year ended 30th June 2016 and who had direct fiduciary responsibility were:

No.	Designation	Name
1.	Accounting Officer	Eng. John K. Mosonik EBS
2.	Infrastructure Secretary	Eng. Philemon C.Kilimo
3.	Director of Administration	Peter B. Kusimba

(c) Fiduciary Management

The key management personnel who held office during the financial year ended 30th June 2016 and who had direct fiduciary responsibility were:

No.	Designation	Name
1.	Accounting Officer	-Eng. John K. Mosonik EBS-
2.	Infrastructure Secretary	- Eng. Philemon C.Kilimo
3.	Director of Administration	- Peter B. Kusimba
4.	Senior Chief Finance Officer	-Bernard Masinga
5.	Principal Accounts Controller	- Joseph Mwangi

(d) Fiduciary Oversight Arrangements

The state Department of Infrastructure operated under the general Oversight of the National Treasury on Financial Management. The Public Finance Management Act 2012, Procurement Act and the Regulations. In addition the department had operational Committees Such as Tender Committee, Budget Implementation committee and Audit Committee among others.

Entity Headquarters

P.O. Box 30260
Works Building
Ngong Road
Nairobi, KENYA

(e) Entity Contacts

Telephone: (254) 0202723232
E-mail: ps@infrastructure.go.ke
Website: www.transport.go.ke

(f) Entity Bankers

1. Central Bank of Kenya
Haile Selassie Avenue
P.O. Box 60000
City Square 00200
Nairobi, Kenya

Kenya Commercial Bank
Various Sub counties Bank Account as per Attached Schedule

(g) Independent Auditors

Auditor General
Kenya National Audit Office
Anniversary Towers, University Way
P.O. Box 30084
GOP 00100
Nairobi, Kenya

(h) Principal Legal Adviser

The Attorney General
State Law Office
Harambee Avenue
P.O. Box 40112
City Square 00200
Nairobi, Kenya

II. FORWARD BY THE CABINET SECRETARY

FINAL ACCOUNTS 2015/ 2016:

The mandate of the State Department of Infrastructure is derived from the Executive order No 2/2016. The main function is National roads development and management and general policy development for all roads. The Department promotes socio-economic activities and plays a pivotal role in facilitating international integration, trade, poverty reduction, employment creation and welfare of the citizens.

The Kenya Vision 2030 recognizes the need for seamless road connectivity to spur economic growth and alleviate poverty. The Second MTP (2013-2017) aims to sustain and expand our physical infrastructure to ensure that it can support the rapidly growing economy. These demands are imposed by higher rural-urban migrations, and by new economic activities. During the Second MTP, the overall objective of the department is to increase connectivity and lower the cost of doing business and therefore facilitate trade and investments in Kenya.

The State Department spends its budgetary allocation under the Roads Transport Programme. During the year under review 2015/16, a total of 463Km of new roads were constructed against a target of 374Km which is an achievement of 124%, while 122Km of roads were rehabilitated against a target of 152Km representing an achievement of 80%. On routine maintenance, the sub-sector maintained a total of 29,258 Km against a target of 50,000Km of roads achieving 59% performance while 1,125 Km were done under periodic maintenance against a target of 1,119 or 101% performance.

In addition, 122km of roads were maintained under the Roads 2000 strategy against a target of 219 achieving 56% and 44,112 jobs created under the same strategy. In the same vein, a total of 184 Km of roads were designed against a target of 173Km an equivalent achievement of 106%. During the same period, 16No. bridges were completed against a target of 13. Bridges equivalent to an achievement of 123%.

During the year under review, the State Department progressed on implementation of the Roads 10,000 programme by launching construction of the Low Volume Seal Roads and the Annuity Programme.

To align the Roads Sub-Sector functions to the Constitution of Kenya, 2010, the Kenya Roads Bill, 2015 has been submitted to Parliament for enactment. The Bill also provides for new classification of National and County Roads in fulfilment of the requirements of the Constitution of Kenya, 2010. In addition, the Department has devolved 80% of the mechanical equipment to the County Governments.

To enhance trade, existing border crossings have been modified into One Stop Border Posts. During the period under review, the construction of Namanga, Busia and Malaba border posts were completed while Moyale one stop border post is at 96% complete.

The High Speed Weigh in Motion (HSWM) weighbridges at Gilgil and Webuye were completed and operationalised while at Athi River and Mariakani construction of axle load stations were 61% and 63% complete respectively.

In an effort to build human capacity for the implementation of infrastructure projects, the State Department managed to train 3,187 No. Plant Operators and 2,971 contractors trained on highway.

STATE DEPARTMENT OF INFRASTRUCTURE

Reports and Financial Statements

For the year ended June 30, 2016

In development of road standards, the State Department undertakes research and test road construction materials, road pavement designs and construction specifications and conduct post construction evaluation of roads, bridges and other civil works projects. During the review period the Department completed prospecting and mapping of gravel sources in, Machakos, Makueni and Tharaka/Nithi Counties, prospecting and mapping of hard stone sources for road pavement construction in Kitui, Meru, Embu, Machakos, Makueni and Tharaka/Nithi Counties and Research Trials on mixes using 40/50 (35/50) Penetration Grade Bitumen Studies on alternative soil stabilizers.

The department faced various challenges while implementing the 2015/2016 budget, which included, inadequate GOK exchequer resources, exorbitant land and relocation of services costs and devolution challenges among others. Despite the outstanding challenges that faced the Department during the review period, the State Department has attained remarkable progress with the budgetary resources available in its objective of constructing world class roads and to make Kenya a transport hub in the East Africa region and also promoting regional connectivity

Signed:



James W. Macharia EGH
Cabinet Secretary

III. STATEMENT OF ENTITY MANAGEMENT RESPONSIBILITIES

Section 81 (1) of the Public Finance Management Act, 2013 requires that, at the end of each financial year, the accounting officer for a National Government Entity shall prepare financial statements in respect of that entity. Section 81 (3) requires the financial statements so prepared to be in a form that complies with relevant accounting standards as prescribed the Public Sector Accounting Standards Board of Kenya from time to time.


The Accounting Officer in charge of the State department of Infrastructure is responsible for the preparation and presentation of the State department of Infrastructure financial statements, which give a true and fair view of the state of affairs of the State department of Infrastructure for and as at the end of the financial year (period) ended on June 30, 2016. This responsibility includes: (i) maintaining adequate financial management arrangements and ensuring that these continue to be effective throughout the reporting period; (ii) maintaining proper accounting records, which disclose with reasonable accuracy at any time the financial position of the entity; (iii) designing, implementing and maintaining internal controls relevant to the preparation and fair presentation of the financial statements, and ensuring that they are free from material misstatements, whether due to error or fraud; (iv) safeguarding the assets of the entity; (v) selecting and applying appropriate accounting policies; and (vi) making accounting estimates that are reasonable in the circumstances.

The Accounting Officer in charge of the State department of Infrastructure accepts responsibility for the State department of Infrastructure financial statements, which have been prepared on the Cash Basis Method of Financial Reporting, using appropriate accounting policies in accordance with International Public Sector Accounting Standards (IPSAS). The Accounting Officer is of the opinion that the State department of Infrastructure financial statements give a true and fair view of the state of State department of Infrastructure transactions during the financial year ended June 30, 2016, and of the State department of Infrastructure financial position as at that date. The Accounting Officer charge of the State department of Infrastructure further confirms the completeness of the accounting records maintained for the State department of Infrastructure, which have been relied upon in the preparation of the State department of Infrastructure financial statements as well as the adequacy of the systems of internal financial control.

The Accounting Officer in charge of the State department of Infrastructure confirms that the entity has complied fully with applicable Government Regulations and the terms of external financing covenants (where applicable), and that the entity's funds received during the year under audit were used for the eligible purposes for which they were intended and were properly accounted for. Further the Accounting Officer confirms that the State department of Infrastructure financial statements have been prepared in a form that complies with relevant accounting standards prescribed by the Public Sector Accounting Standards Board of Kenya.

Approval of the financial statements

The State department of Infrastructure financial statements were approved and signed by the Accounting Officer on **28 September 2016**



Principal Secretary



Senior Assistant Accountant General

REPUBLIC OF KENYA

Telephone: +254-20-342330
Fax: +254-20-311482
E-mail: oag@oagkenya.go.ke
Website: www.oagkenya.go.ke



P.O. Box 30084-00100
NAIROBI

OFFICE OF THE AUDITOR-GENERAL

REPORT OF THE AUDITOR-GENERAL ON STATE DEPARTMENT OF INFRASTRUCTURE (VOTE 1091) FOR THE YEAR ENDED 30 JUNE 2016 – MINISTRY OF TRANSPORT, INFRASTRUCTURE, HOUSING AND URBAN DEVELOPMENT

REPORT ON THE FINANCIAL STATEMENTS

I have audited the accompanying financial statements of State Department of Infrastructure, Vote 1091 set out on pages 9 to 26, which comprise the statement of assets as at 30 June 2016, and the statement of receipts and payments, statement of cash flows, summary statement of appropriations and summary statement of provisionings for the year then ended, and a summary of significant accounting policies and other explanatory information in accordance with the provisions of Article 229 of the Constitution of Kenya and Section 35 of the Public Audit Act, 2015. I have obtained all the information and explanations which, to the best of my knowledge and belief, were necessary for the purpose of the audit.

Management's Responsibility for the Financial Statements

Management is responsible for the preparation and fair presentation of these financial statements in accordance with International Public Sector Accounting Standards (Cash Basis) and for such internal control as management determines is necessary to enable the preparation of financial statements that are free from material misstatement, whether due to fraud or error.

The management is also responsible for the submission of the financial statements to the Auditor-General in accordance with the provisions of Section 47 of the Public Audit Act, 2015.

Auditor-General's Responsibility

My responsibility is to express an opinion on these financial statements based on the audit and report in accordance with the provisions of Section 48 of the Public Audit Act, 2015 and submit the audit report in compliance with Article 229(7) of the Constitution. The audit was conducted in accordance with International Standards of Supreme Audit Institutions. Those standards require compliance with ethical requirements and that the audit be planned and performed to obtain reasonable assurance about whether the financial statements are free from material misstatement.

An audit involves performing procedures to obtain audit evidence about the amounts and disclosures in the financial statements. The procedures selected depend on the auditor's judgement, including the assessment of the risk of material misstatement of the financial statements, whether due to fraud or error. In making those risk assessments, the auditor considers internal control relevant to the entity's preparation and fair presentation of the

Report of the Auditor-General on the Financial Statements of State Department of Infrastructure (Vote 1091) for the year ended 30 June 2016

financial statements in order to design audit procedures that are appropriate in the circumstances, but not for the purpose of expressing an opinion on the effectiveness of the Department's internal control. An audit also includes evaluating the appropriateness of accounting policies used and the reasonableness of accounting estimates made by the management, as well as evaluating the overall presentation of the financial statements.

I believe that the audit evidence obtained is sufficient and appropriate to provide a basis for my adverse audit opinion.

Basis for Adverse Opinion

1.0 Inaccuracies in the Financial Statements Balance

Examination of the financial statements presented for audit revealed inaccuracies as outlined below:

1.1 Statement of Assets

1.1.1 Cash and Cash Equivalents' Balance Discrepancies

The statement of assets reflects a bank balance of Kshs.327,071,125 as at 30 June 2016. However, the supporting cashbooks for this balance reflect a balance of Kshs.300,800,231 resulting in an unexplained net difference of Kshs.26,270,894 as summarized below:

Account No.	Account Name	Statements of Assets Kshs.	Cash Book Kshs.	Difference Kshs.
1000209925	Recurrent	519,666	27,650,575	-27,130,909
1000209844	Development	72,925,351	301	72,925,050
1000212535	Deposits	250,713,023	240,597,922	10,115,101
1000231157	KTSSP Project	2,213,085	3,296,956	-1,083,871
1138520586	NUTRIP project	0	28,554,477	-28,554,477
	CBK-165	700,000	700,000	0
TOTAL		327,071,125	300,800,231	26,270,894

1.2 Accounts Payables - Deposits and Retentions

The statement of assets reflects an accounts payable balance of Kshs.250,713,023.00 which however, is disclosed under Note 13 to the financial statements as Deposits. Review of the balance and the related records revealed the following anomalies:

a) Lack of Supporting Documents

Management did not avail details on the composition of Kshs.250,713,023 reflected as payables as at 30 June 2016. Further, examination of the Deposit cash book showed that it had a balance of Kshs.240,597,922.15 as at 30 June 2016 resulting in a variance of Kshs.10,115,100.85.

b) Un-explained Reduction of Payables

Comparison of the payables balance for the year and that of the previous year showed that the payable balance reduced from Kshs.33,212,868,865 in 2014/15 to Kshs.250,713,023 in 2015/16 financial year representing a reduction by Kshs.32,962,155,842. However, the change in the balance was not explained.

1.3 Account Receivables

The statement of assets for the year reflects a balance of Kshs.1,180,648,413 in respect of receivables which are analyzed in Note 12 to the financial statements as follows:

Item	Amount (Kshs.)
Salary Advance	740,359
Government imprests	506,139
District Suspense	75,141,750
Clearance accounts	1,104,260,165
Total	1,180,648,413

Review of supporting documents and schedules revealed the following matters:

i. Clearance Accounts

Included in accounts receivables balance of Kshs.1,180,648,413 is an amount of Kshs.1,104,260,165 described as Clearance Accounts. The management did not provide supporting documents for the total balance of Kshs.1,104,260,165.

ii. Government Imprest

The financial statements show a figure of Kshs.506,139 on Government imprests. However, examination of the imprests register and schedules presented in support of the financial statements, revealed that the total amount of imprests outstanding at the close of the year was Kshs.972,569. The outstanding imprests balance is therefore understated by Kshs.466,430

In the circumstances, it has not been possible to confirm the accuracy of the Government imprests' balance.

2.0 Bank Reconciliation Statements

Examination of the Bank reconciliation statements presented in support of the bank balance of Kshs.327,071,125 as at 30 June 2016, revealed the following unsatisfactory matters:

(a) Recurrent Bank Account

i. Stale Cheques

The bank reconciliation statement for recurrent bank account shows Kshs.3,524,991,742.05 as payments in cash book not recorded in Bank statement. Included in this amount is a total of Kshs.20,410,249.60 comprising of cheques which have been outstanding for more than six months and are unlikely to be cleared by the bank. Management did not explain why these payments had remained outstanding for so long.

ii. Receipts in Bank Statement not recorded in Cash Book

The reconciliation statement also shows an amount of Kshs.11,045,760.05 as receipts in bank statement not recorded in cash book. However, no information or documents were availed to confirm the nature of the receipts and efforts made to resolve the outstanding balances.

iii. Payment in Bank statements not recorded in cash Book

The bank reconciliation statement shows an amount of Kshs.36,559,281.05 as payments in the bank statement not yet recorded in the cash book. Included in the amount are items totaling Kshs.19,543,470.90 which have been outstanding for more than six months. Management has not provided information on the payments and why these have not been resolved.

iv. Receipts in Cash Book not recorded in Bank Statement

The statement also shows a balance of Kshs.83,050,077.85 as receipts in cash book not recorded in bank statement which include a total of Kshs.365,425.15 described as cash book under casts. Cash book adjustments are by nature not reconciling items since they are passed to correct errors. Therefore the validity of the said balance could not be confirmed.

(b) Development Bank Account

The bank reconciliation statement for the Development Bank account shows an amount of Kshs.5,955,908,818.25 as payment in cashbook not yet recorded in the bank statement. Review of the supporting schedule for the balance shows an item described as Treasury unspent balance amounting to Kshs.72,925,350.75 which was however not analyzed. The balance also includes an amount of Kshs.247,500 dated 29 June 2016 described as cashbook under-cast which should not appear as a reconciling item.

In the circumstances the accuracy and correctness of the bank balance of Kshs.327,071,125 as at 30 June 2016 could not be confirmed.

3.0 Pending Bills

Note 15 to the financial statements shows that the Department had outstanding bills totaling Kshs.122,496,227.35 as at 30 June 2016. The management did not explain the reason for committing the Department's resources in excess of funds available.

4.0 Operations of Deposit Account

The financial statements reflect Kshs.250,713,022.65 as the balance on the deposit bank account as at 30 June 2016. Review of the operations of the deposit account during the year revealed that the Department's retention refunds totaled Kshs.22,190,586.69. However, examination of documents supporting the balance indicate that the retention monies were paid out without reference to original retention receipts. Further, the balance included Kshs.1,573,464.54 paid to a contractor without proof of completion of works done under the contract.

In the circumstances, it has not been possible to confirm whether the refunds totaling Kshs.22,190,586.69 were valid.

Adverse Opinion

In my opinion, because of the significance of the matters discussed in the Basis for Adverse Opinion paragraph, the financial statements do not present fairly, the financial position of State Department of Infrastructure as at 30 June 2016, and of its financial performance and its cash flows for the year then ended, in accordance with International Public Sector Accounting Standards(Cash Basis) and the Public Finance Management Act, 2012.

Other Matter

1.0 Unresolved Prior Year Matters - Inaccuracies in the financial statements for the Year ended 30 June 2015

The financial statements for the year ended 30 June 2015 had the following inaccuracies:

1.1 Accounts Receivables

Included in the receivables balance of negative Kshs.41,992,571,850.20 was a credit (negative) balance of Kshs.41,994,231,622.05 as summarized below whose details or supporting documents were not availed for audit:

Suspense & clearance	12,326,945.80
Differences	<u>-42,006,558,567.85</u>
	<u>-41,994,231,622.05</u>

As a result of this discrepancy, it was not possible to confirm the accuracy and correctness of account receivables balance of negative Kshs.41,992,571,850.20 as at 30 June 2015 and why receivables had a credit (negative) balance.

1.2 Accounts Payables and Deposits

The statement of financial position disclosed an account payables balance of Kshs.33,212,868,865 made up of deposits, other liabilities and system required liabilities of Kshs.264,258,608.35, negative Kshs.30,827,757.10 and Kshs.32,979,438,013.75 respectively. The Accounting Officer explained that the deposit amount of Kshs.264,258,608.35 represents the bank balance on the deposit account. However, the Deposit Account cash book balance as at 30 June 2015 was Kshs.265,118,800.30 resulting in an unexplained difference of Kshs.860,191.95.

Further, the negative Kshs.30,827,757.10 representing other liabilities balance and Kshs.32,979,438,013.75 representing required liabilities balance were not analyzed. In addition, the Department had not disclosed pending bills as at 30 June 2015 for recurrent and development vote amounting to Kshs.57,651,140.05 and Kshs.30,265,963.30 for the two accounts respectively.

In the circumstances, the accuracy and correctness of the accounts payables balance of Kshs.33,212,868,865 as at 30 June 2015 could not be confirmed.

1.3 Cash and Cash Equivalents

The statement of financial position also reflected total cash and cash equivalents of Kshs.75,237,260,707.15 as at 30 June 2015 while the supporting records and documents showed total cash and cash equivalents' balance of Kshs.389,670,252.20. The variance of Kshs.74,847,590,454.95 had not been reconciled or explained and therefore the accuracy of total cash and cash equivalents' balance was doubtful.

1.4 Bank Balances

Included in total cash and cash equivalents balance of Kshs.75,237,260,707.15 was a bank balance of Kshs.267,935,813.90 composed of Kshs.266,632,602.30 and Kshs.1,303,211.60 for Deposits and Kenya Transport Sector Support Project (KTSSP) bank balance respectively. However, the cashbooks and the supporting bank reconciliations reflected a bank balance of Kshs.389,670,252.20. Apparently, the bank balance of Kshs.267,935,813.90 excluded Kshs.121,139,157.70 and Kshs.2,109,082.60 in respect of recurrent and development bank account balances respectively. In addition, deposit account cash book showed a balance of Kshs.265,118,800.30 resulting in a difference of Kshs.1,513,802. The bank balance was therefore understated by Kshs.123,248,240.30.

1.5 Cash Balance

The statement of assets further reflected cash balance of Kshs.74,969,324,893.25 which was however not analyzed. In addition, the board of survey confirmed that there was no cash balance as at 30 June 2015.

In the circumstances, the accuracy and completeness of cash-and-cash equivalents balance of Kshs.75,237,260,707.15 as at 30 June 2015 could not be confirmed.

1.6 Net Increase in Cash-and-Cash Equivalents

The statement of cash flow for the year ended 30 June 2015 showed net increase in cash-and-cash equivalents of Kshs.8,747,882,993.25. However, addition of cash flows from all activities revealed that there was actually a net decrease in cash and cash equivalents by the same amount.

1.7 Cash and Cash Equivalents at the end of the Year

The statement of cash flows also reflected Kshs.8,747,882,993.25 as balance of cash-and cash-equivalents as at 30 June 2015, while the statement of financial position reflected Kshs.75,237,260,707.15 despite the fact that the audited cash and cash equivalent was Kshs.389,670,252.20. The discrepancies among these three similar accounts were not explained.

1.8 Transfers to Other Government Agencies

The statement of receipts and payments for the year ended 30 June 2015 showed an amount of Kshs.84,478,361,621.50 on account of transfers to other Governments Agencies comprising Kshs.23,409,273,292.15 and Kshs.61,069,088,329.35 relating to Recurrent and Development votes respectively.

However, examination of the supporting documents for development vote showed a balance of Kshs.61,614,881,790.70 as follows:

Journal vouchers (Direct payment)	29,818,825,898.60
Payment vouchers-	<u>31,796,055,892.10</u>
Total	<u>61,614,881,790.70</u>

The variance of Kshs.545,793,461.35 between the balance of Kshs.61,069,088,329 shown in the financial statements and that of Kshs.61,614,881,740 reflected in the supporting documents was not explained.

1.9 Transfer from Other Government Entities

The statement of receipts and payments reflected an amount of Kshs.22,446,501,146 as having been received from Kenya Roads Board. However, examination of records from

Kenya Roads Board showed that an amount of Kshs.25,036,325,644 was remitted to the Ministry for onward disbursement to roads Authorities, resulting in unaccounted for transfers of Kshs.2,589,824,498.

1.10 Appropriation In Aid Collected from Regional Offices

During the year 2014/2015, regional offices of the Department collected appropriations-in-aid (AIA) amounting to Kshs.14,568,050 which were not disclosed in the statement of receipts and payments for the year. Management did not provide a satisfactory explanation on the whereabouts of the funds.

1.11 Proceeds from Foreign Borrowing

The statement of receipts and payments further reflected Kshs.24,746,958,749.65 in respect of proceeds from foreign borrowing, which differed from the total of journal entries of Kshs.27,541,044,073.02 resulting in an understatement of Kshs.2,794,085,323.40. The correctness and accuracy of the statement of receipts and payments for the year ended 30 June 2015 could not be confirmed.

1.12 Proceeds from Foreign Grants

The statement of receipts and payments showed an amount of Kshs.5,030,114,823.45 as receipts from foreign grants. However, the supporting schedule and the ledger showed an amount of Kshs.3,861,475,171 resulting in an unexplained difference of Kshs.1,168,639,652.45.

2.0 Consultancy Services for Prospecting and Mapping of Road Construction Materials Sources

The Department entered into two consultancy contracts of Kshs.78,340,020 and Kshs.51,500,125.60 on 9 May 2014 for hardstone materials and natural materials respectively as follows:

(i) Contract No. CME/002/Rd/2013-2014 for consultancy services for prospecting and mapping sources of hardstone materials for road construction in Embu, Meru, Kitui, Machakos, Makueni and Tharaka Nithi counties was awarded to C. M. Kamau and Associates on 9 May 2014 for a contract sum of Kshs.78,340,020. The contract was to commence on 26 May 2014 and last for fifteen months.

(ii) Another Contract No. CME/001/Rd/2013-2014 for consultancy services for prospecting and mapping sources of natural materials/gravel for road construction in Machakos, Makueni and Tharaka Nithi Counties was awarded to Norken (I) Ltd on 9 May 2014 for a contract sum of Kshs.51,500,125.60. The contract was also to commence on 26 May 2014 and last for fifteen months.

Examination of Development Vote Estimates showed that the two projects were not allocated any funds in the financial year 2014-2015.

It was noted that the two consultancies covered the same geographical area. It was not explained why they were not packaged as one consultancy contract.

(iii) Value for Money

There was no evidence submitted to show how results of prospecting and mapping under the two consultancies were applied and whether the public obtained value-for-money.

3.0 Contract No.490/04 (Road 2000) Improvement and Gravelling of Athi Market – Kigucha Market Road D482

On 30 September 2002, the Ministry entered into a contract with Transnational Construction & Materials at a contract sum of Kshs.20,940,180 for improvement and gravelling of Road D482. The Contract commenced on 25 October 2002 with completion date of 24 April 2003 (6months).

Observations

- i. The contract was terminated on 22 February 2005 more than two years after the end of the contract period on 24 April 2003.
- ii. No extension of time had been granted to the contractor despite several requests and no liquidated damages were demanded from the contractor.
- iii. The initial contract sum was Kshs.20,940,180 but the contractor was to be paid a total of Kshs.63,655,268.97 made up of an arbitration award of Kshs.55,235,909.97 and the sum of Kshs.8,419,359 paid before the contract was terminated.
- iv. The contractor did not complete the road works as the contract was terminated. The arbitrator in awarding the damages noted that the termination of the project did not follow the procedures laid out in its contract agreement.
- v. A review of the matter during the year under audit revealed that as at 30 June 2016, the Ministry had already paid a total of Kshs.38,200,000 as follows:

Date	Payment Voucher Number	Amount Kshs.
28.10.2013	001267	3,300,000
17.01.2014	002389	3,300,000
15.09.2014	000241	11,000,000
27.01.2015	002124	10,500,000
22.10.2015	002022	10,100,000
Total		38,200,000

The unpaid balance of Kshs.17,035,909.97 as at 30 June 2016 continues to attract interest until settled in full.

- vi. In addition, as the initial contract sum was Kshs.20,940,180, the extra expenditure of Kshs.42,715,088.97 is a nugatory expenditure and should not have been a charge to public funds.

4.0 Unresolved Issues Relating to Deposits Account

4.1 Unresolved Issues for Deposits Account for 2012/13 and Earlier Years

As reported in the previous year, the statement of assets and liabilities under deposits for the former Ministry of Roads reflected the following debit and credit balances relating to 2012/2013 and earlier years which besides being un-cleared for a long time had remained unanalyzed and unsupported as at 30 June 2016.

Account

Debits	Amount (Kshs)
Recurrent AIA	(184,700.00)
General Suspense	255,702,281.45
District Deposit Bank	251,227.00
Provincial suspense account	22,250,045.75
R/D cheques	38,487.75
Fuel Levy	30,004,897.50

Credits

Stale cheques	719,064.00
Revenue deposit	52,409,214.20
Mechanical Branch Suspense	687,268,445.25

4.2 The statement as at 30 June 2013 reflected a balance of Kshs.1,192,886,514.85 on 10% retention money composed of a balance of Kshs.1,438,823,266.35, relating to 2011/2012 and earlier years and movement during the year of negative Kshs.245,936,751.50. However out of the balance of Kshs.1,438,823,266.35 reported in 2011/2012, an amount of Kshs.1,431,064,185.67 relating to 2009/2010 could not be verified from the retention money register since serial numbers of the receipts accounting for the retention moneys were not indicated. Further as reported in 2011/12, an amount of Kshs.11,822,080.15 released to a contractor was supported by receipts not issued for use in the Ministry's cash documents. The position remains unresolved to date.

4.3 The schedule supporting the retention money closing balance of Kshs.1,192,886,514.85 reflected debit balances under various accounts amounting to Kshs.233,311,537.07 implying irregular over-refunding of retention money. One contractor was paid Kshs.17,213,703.00 when the account already had a debit balance of

Kshs.59,940,016.67 resulting in an overpayment of Kshs.77,153,719.67. Payment voucher No.008618 for the amount of Kshs.17,213,703.00 paid was still not availed for audit review as at 30 June 2016.

4.4 Debit balances reflected in the 2011/2012 statement of Kshs.2,181,697,190.45 differed with the balance of Kshs.10,288,638,370.05 shown in the Ministry's trial balance as at 30 June 2012 by Kshs.8,106,941,179.60. Similarly, the credit balances totaling Kshs.2,181,697,190.45 differed with the trial balance totals of Kshs.3,335,760,495.65 by Kshs.1,154,063,305.20. Additionally several accounts totaling Kshs.72,528,192.23 and credit balances of Kshs.16,549,108,680.20 shown in the trial balance were excluded from the statement of assets and liabilities as at 30 June 2012.



FCPA Edward R. O. Ouko, CBS
AUDITOR-GENERAL

Nairobi


20 July 2017

STATE DEPARTMENT OF INFRASTRUCTURE
Reports and Financial Statements
For the year ended June 30, 2016

V. STATEMENT OF RECEIPTS AND PAYMENTS

	Note	2015-2016 Kshs	2014-2015 Kshs
RECEIPTS			
Proceeds from Domestic and Foreign Grants	1	4,775,942,970	5,030,114,823
Exchequer releases	2	56,558,359,357	54,470,253,822
Transfers from Other Government Entities	3	31,787,736,239	22,446,501,146
Proceeds from Foreign Borrowings	4	16,001,795,419	24,746,958,750
Other Receipts	5	931,591,746	981,764,022
TOTAL RECEIPTS		110,055,425,731	107,675,592,562
PAYMENTS			
Compensation of Employees	6	1,131,288,969	1,148,087,325
Use of goods and services	7	263,771,159	1,560,743,292
Transfers to Other Government Units	8	107,314,230,948	84,478,361,622
Social Security Benefits	9	5,948,026	-
Acquisition of Assets	10	115,000,106	20,456,580,332
TOTAL PAYMENTS		108,830,239,208	107,643,772,570
SURPLUS		1,225,186,523	31,819,992

The accounting policies and explanatory notes to these financial statements form an integral part of the financial statements. The entity financial statements were approved on **28 September 2016** and signed by:



 Principal Secretary



 Senior Assistant Accountant General

STATE DEPARTMENT OF INFRASTRUCTURE
Reports and Financial Statements
For the year ended June 30, 2016

VI. STATEMENT OF ASSETS

	Note	2015-2016 Kshs	2014-2015 Kshs
FINANCIAL ASSETS			
Cash and Cash Equivalents			
Bank Balances	11A	327,071,125	267,935,814
Cash Balances	11B		74,969,324,893
Total Cash and cash equivalent		327,071,125	75,237,260,707
Accounts receivables – Outstanding Imprests & Clearance Accounts	12	1,180,648,413	(41,992,571,850)
TOTAL FINANCIAL ASSETS		1,507,719,538	33,244,688,857
FINANCIAL LIABILITIES			
Accounts Payables – Deposits and retentions	13	250,713,023	33,212,868,865
NET FINANCIAL ASSETS		1,257,006,515	31,819,992
REPRESENTED BY			
Fund balance b/fwd	14	31,819,992	-
Surplus/Deficit for the year		1,225,186,523	31,819,992
NET FINANCIAL POSITION		1,257,006,515	31,819,992

The accounting policies and explanatory notes to these financial statements form an integral part of the financial statements. The entity financial statements were approved on **28 September 2016** and signed by:



 Principal Secretary



 Senior Assistant Accountant General

STATE DEPARTMENT OF INFRASTRUCTURE
Reports and Financial Statements
For the year ended June 30, 2016

VII. STATEMENT OF CASHFLOW

	Note	2015-2016 Kshs	2014-2015 Kshs
Receipts for operating income			
Proceeds from Domestic and Foreign Grants	1	4,775,942,970	5,030,114,823
Exchequer Releases/Transfer From National Treasury	2	56,558,359,357	54,470,253,822
Transfers from Other Government Entities	3	31,787,736,239	22,446,501,146
Other Revenues	5	931,591,746	981,764,022
		94,053,630,312	82,928,633,813
Payments for operating expenses			
Compensation of Employees	6	1,131,288,969	1,148,087,325
Use of goods and services	7	263,771,159	1,560,743,292
Subsidies			
Transfers to Other Government Units	8	107,314,230,948	84,478,361,622
Social Security Benefits	9	5,948,026	-
		108,715,239,101	87,187,192,238
Adjusted for:			
Changes in receivables		-43,173,220,264	41,992,571,850
Changes in Payables		-32,962,155,842	33,212,868,865
Net cash flow from operating activities		-90,796,984,895	70,946,882,290
CASHFLOW FROM INVESTING ACTIVITIES			
Acquisition of Assets	10	-115,000,106	-20,456,580,332
Net cash flows from Investing Activities		-115,000,106	-20,456,580,332
CASHFLOW FROM BORROWING ACTIVITIES			
Proceeds from Foreign Borrowings	4	16,001,795,419	24,746,958,750
Repayment of principal on Domestic and Foreign borrowing			-
Net cash flow from financing activities		16,001,795,419	24,746,958,750
Prior year adjustment			
NET INCREASE IN CASH AND CASH EQUIVALENT		-74,910,189,582	75,237,260,708
Cash and cash equivalent at BEGINNING of the year		75,237,260,707	-
Cash and cash equivalent at END of the year		327,071,125	75,237,260,707

The accounting policies and explanatory notes to these financial statements form an integral part of the financial statements. The entity financial statements were approved on **28 September 2016** and signed by:



 Principal Secretary



 Senior Assistant Accountant General


VIII. SUMMARY STATEMENT OF APPROPRIATION: RECURRENT AND DEVELOPMENT COMBINED

Receipt/Expense Item	Original Budget	Adjustments	Final Budget	Actual on Comparable Basis	Budget Utilisation Difference	% of Utilisation
	a	b	c=a+b	D	e=c-d	f=d/c %
RECEIPTS						
Tax Receipts						
Social Security Contributions						
Proceeds from Domestic and Foreign Grants	9,975,000,000	(3,617,500,000)	6,357,500,000	4,775,942,970	1,581,557,030	75%
Exchequer releases	64,004,460,996	(4,607,193,092)	59,397,267,904	56,558,359,357	2,838,908,547	95%
Transfers from Other Government Entities	29,178,479,746	11,829,202,405	41,007,682,151	31,787,736,239	9,219,945,912	78%
Proceeds from Domestic Borrowings						
Proceeds from Foreign Borrowings	29,285,508,000	(11,086,508,000)	18,199,000,000	16,001,795,419	2,197,204,581	88%
Proceeds from Sale of Assets						
Reimbursements and Refunds						
Returns of Equity Holdings						
Other Receipts	1,522,500,000		1,522,500,000	931,591,746	590,908,254	61%
Total Receipts	133,965,948,742	(7,481,998,687)	126,483,950,055	110,055,425,731	16,428,524,324	87%
PAYMENTS						
Compensation of Employees	1,298,300,000	(154,466,412)	1,143,833,588	1,131,288,969	12,544,619	99%
Use of goods and services	743,236,310	206,428,672	949,664,982	263,771,159	685,893,823	28%
Interest payments						
Subsidies						
Transfers to Other Government Units	126,264,697,446	(2,519,105,595)	123,745,591,851	107,314,230,948	16,431,360,903	87%
Other grants and transfers						
Social Security Benefits		6,000,000	6,000,000	5,948,026	51,974	99 %

ST... D... RT... T C... FI... R... R...
Reports and Financial Statements
For the year ended June 30, 2016

Receipt/Expense Item	Original Budget	Adjustments	Final Budget	Actual on Comparable Basis	Budget Utilisation Difference	% of Utilisation
	a	b	c=a+b	D	e=c-d	f=d/c %
Acquisition of Assets	5,659,714,986	(5,020,855,352)	638,859,634	115,000,106	523,859,528	18%
Finance Costs, including Loan Interest						
Repayment of principal on Domestic and Foreign borrowing						
Other Payments						
Total Payments	133,965,948,742	(7,481,998,687)	126,483,950,055	108,830,239,208	17,653,710,847	86%

State Department of Transport financial statements were approved on **28 September 2016** and signed by:



 Principal Secretary



 Senior Assistant Accountant General

IX. SUMMARY STATEMENT OF APPROPRIATION: RECURRENT

Receipt/Expense Item	Original Budget	Adjustments	Final Budget	Actual on Comparable Basis	Budget Utilisation Difference	% of Utilisation
	a	b	c=a+b	d	e=c-d	f=d/c %
RECEIPTS						
Tax Receipts						
Social Security Contributions						
Proceeds from Domestic and Foreign Grants				(4,967,767,004)		
Exchequer releases	1,738,426,310	155,787,740	1,582,638,570	1,358,220,000	224,418,570	86%
Transfers from Other Government Entities	26,692,479,746	11,829,202,405	38,521,682,151	31,787,736,239	6,733,945,912	83%
Proceeds from Domestic Borrowings						
Proceeds from Foreign Borrowings				1,531,479,181	(1,531,479,181)	
Proceeds from Sale of Assets						
Reimbursements and Refunds						
Returns of Equity Holdings						
Other Receipts	1,522,500,000		1,522,500,000	931,591,746	590,908,254	61%
Total Receipts	29,953,406,056	11,984,990,145	41,626,820,721	30,641,260,162	6,017,793,555	74%
PAYMENTS						
Compensation of Employees	1,298,300,000	(154,466,412)	1,143,833,588	1,131,288,969	12,544,619	99%
Use of goods and services	408,236,310	6,428,672	414,664,982	171,565,738	243,099,244	41%
Interest payments						
Subsidies						
Transfers to Other Government Units	28,226,479,746	11,807,202,405	40,033,682,151	31,668,755,442	8,364,926,709	79%
Other grants and transfers						
Social Security Benefits		6,000,000	6,000,000	5,948,026	51,974	99%

STATE DEPARTMENT OF INFRASTRUCTURE
Reports and Financial Statements
For the year ended June 30, 2016

Receipt/Expense Item	Original Budget	Adjustments	Final Budget	Actual on Comparable Basis	Budget Utilisation Difference	% of Utilisation
	a	b	c=a+b	d	e=c-d	f=d/c %
Acquisition of Assets	20,390,000	8,250,000	28,640,000	13,530,496	15,109,504	47%
Finance Costs, including Loan Interest						
Repayment of principal on Domestic and Foreign borrowing						
Other Payments						
TOTALS	29,953,406,056	11,673,414,665	41,626,820,721	32,991,088,671	8,635,732,050	79%

The underutilisation under the items Use of goods and Services and Acquisition of Assets is as a result of non-remittance of expenditure returns from the Sub counties.

The State Department of Infrastructure financial statements were approved on **28 September 2016** and signed by:



 Principal Secretary



 Senior Assistant Accountant General

X. SUMMARY STATEMENT OF APPROPRIATION: DEVELOPMENT


Receipt/Expense Item	Original Budget	Adjustments	Final Budget	Actual on Comparable Basis	Budget Utilisation Difference	% of Utilisation
	a	b	c=a+b	d	e=c-d	f=d/c %
RECEIPTS						
Tax Receipts						
Social Security Contributions						
Proceeds from Domestic and Foreign Grants	9,975,000,000	(3,617,500,000)	6,357,500,000	9,743,709,974	(3,386,209,974)	153%
Exchequer releases	62,266,034,686	(4,451,405,352)	57,814,629,334	55,200,139,357	2,614,489,977	95%
Transfers from Other Government Entities	2,486,000,000		2,486,000,000		2,486,000,000	0.00%
Proceeds from Domestic Borrowings						
Proceeds from Foreign Borrowings	29,285,508,000	(11,086,508,000)	18,199,000,000	14,470,316,238	3,728,683,762	80%
Proceeds from Sale of Assets						
Reimbursements and Refunds						
Returns of Equity Holdings						
Other Receipts						
Total Receipts	104,012,542,686	(19,155,413,352)	84,857,129,334	79,414,165,569	5,442,963,765	94%
PAYMENTS						
Compensation of Employees						
Use of goods and services	335,000,000	200,000,000	535,000,000	92,205,421	442,794,579	17%
Interest payments						
Subsidies						
Transfers to Other Government Units	98,038,217,700	(14,326,308,000)	83,711,909,700	75,645,475,506	8,066,434,194	90%
Other grants and transfers						
Social Security Benefits						


Receipt/Expense Item	Original Budget	Adjustments	Final Budget	Actual on Comparable Basis	Budget Utilisation Difference	% of Utilisation
	a	b	c=a+b	d	e=c-d	f=d/c %
Acquisition of Assets	5,639,324,986	(5,029,105,352)	610,219,634	101,469,610	508,750,024	17%
Finance Costs, including Loan Interest						
Repayment of principal on Domestic and Foreign borrowing						
Other Payments						
Total Payments	104,012,542,686	(19,155,413,352)	84,857,129,334	75,839,150,537	9,017,978,797	89%

Notes

The underutilisation under the items Use of goods and Services and Acquisition of Assets is as a result of non-remittance of expenditure returns from the Sub counties.

The entity financial statements were approved on **28 September 2016** and signed by:


 Principal Secretary


 Senior Assistant Accountant General

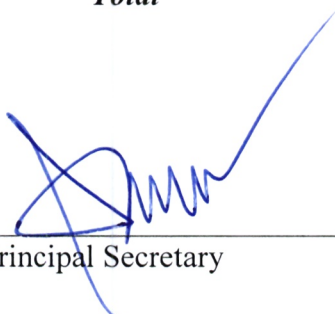
XI. SUMMARY STATEMENT OF PROVISIONINGS

- Details of General Accounts On Vote

	2015 - 2016	2014 - 2015
	Kshs	Kshs
GAV Provisioning account balance	17,653,710,847	13,211,676,055
Total	<u>17,653,710,847</u>	<u>13,211,676,055</u>

- Details of Exchequer Provisioning

	2015 - 2016	2014 - 2015
	Kshs	Kshs
Exchequer Provisioning balance	1,180,648,413	5,919,308,063
Total	<u>1,180,648,413</u>	<u>5,919,308,063</u>



 Principal Secretary



 Senior Assistant Accountant General

XII. SIGNIFICANT ACCOUNTING POLICIES

The principle accounting policies adopted in the preparation of these financial statements are set out below:

Statement of compliance and basis of preparation

The financial statements have been prepared in accordance with and comply with International Public Sector Accounting Standards (IPSAS) with particular emphasis on Cash Basis Financial Reporting under the Cash Basis of Accounting and applicable government legislations and regulations. The financial statements comply with and conform to the form of presentation prescribed by the Public Sector Accounting Standards Board of Kenya.

The financial statements are presented in Kenya Shillings, which is the functional and reporting currency of the State department of Infrastructure and all values are rounded to the nearest thousand (Kshs'000). The accounting policies adopted have been consistently applied to all the years presented.

The financial statements have been prepared on the cash basis following the Government's standard chart of accounts.

Recognition of revenue and expenses

The State department of Infrastructure recognises all revenues from the various sources when the event occurs and the related cash has actually been received by the entity. In addition, the State department of Infrastructure recognises all expenses when the event occurs and the related cash has actually been paid out by the State department of Infrastructure.

In-kind contributions

In-kind contributions are donations that are made to the State department of Infrastructure in the form of actual goods and/or services rather than in money or cash terms. These donations may include vehicles, equipment or personnel services. Where the financial value received for in-kind contributions can be reliably determined, the State department of Infrastructure includes such value in the statement of receipts and payments both as revenue and as an expense in equal and opposite amounts; otherwise, the contribution is not recorded.

Cash and cash equivalents

Cash and cash equivalents comprise cash on hand and cash at bank, short-term deposits on call and highly liquid investments with an original maturity of three months or less, which are readily convertible to known amounts of cash and are subject to insignificant risk of changes in value. Bank account balances include amounts held at the Central Bank of Kenya and at various commercial banks at the end of the financial year.

Accounts Receivable

For the purposes of these financial statements, imprests and advances to authorised public officers and/or institutions which were not surrendered or accounted for at the end of the financial year is treated as receivables. This is in recognition of the government practice where the imprest payments are recognized as expenditure when fully accounted for by the imprest or AIE holders. This is an enhancement to the cash accounting policy. Other accounts receivables are disclosed in the financial statements.

Accounts Payable

For the purposes of these financial statements, deposits and retentions held on behalf of third parties has been recognized as accounts payables. This is in recognition of the government practice of retaining a portion of contracted services and works pending fulfilment of obligations by the contractor and to hold deposits on behalf of third parties. This is an enhancement to the cash accounting policy adopted by National Government Ministries and agencies. Other liabilities including pending bills are disclosed in the financial statements.

Non-current assets

Non-current assets are expensed at the time of acquisition while disposal proceeds are recognized as receipts at the time of disposal. However, the acquisitions and disposals are reflected in the entity fixed asset register a summary of which is provided as a memorandum to these financial statements.

Pending bills

Pending bills consist of unpaid liabilities at the end of the financial year arising from contracted goods or services during the year or in past years. As pending bills do not involve the payment of cash in the reporting period, they are recorded as 'memorandum' or 'off-balance' items to provide a sense of the overall net cash position of the State department of Infrastructure at the end of the year. Pending bill form a first charge to the subsequent year budget and when they are finally settled, such payments are included in the statement of receipts and payments in the year in which the payments are made.

Budget

The budget is developed on the same accounting basis (cash basis), the same accounts classification basis, and for the same period as the financial statements. The State department of Infrastructure budget was approved as required by Law and as detailed in the Government of Kenya Budget Printed Estimates. A high-level assessment of the State department of Infrastructure actual performance against the comparable budget for the financial year under review has been included in an annex to these financial statements.

Comparative figures

Where necessary comparative figures for the previous financial year have been amended or reconfigured to conform to the required changes in presentation.

Subsequent events

Events subsequent to submission of the financial year end financial statements to the National Treasury and other stakeholders with a significant impact on the financial statements may be adjusted with the concurrence of National Treasury.

XIII. NOTES TO THE FINANCIAL STATEMENTS

1: PROCEEDS FROM DOMESTIC AND FOREIGN GRANTS

	2015/2016 Kshs	2014/2015 Kshs
Grants Received from Bilateral Donors (Foreign Governments)	649,315,528	1,880,109,878
Grants Received from Multilateral Donors (International Organisations)	4,126,627,442	3,150,004,945
Total	4,775,942,970	5,030,114,823

2: EXCHEQUER RELEASES

	2015-2016 Kshs	2014-2015 Kshs
Total Exchequer Releases for quarter1	290,700,000	1,493,282,900
Total Exchequer Releases for quarter2	31,585,721,305	16,749,970,460
Total Exchequer Releases for quarter3	6,344,994,552	24,528,376,770
Total Exchequer Releases for quarter4	18,336,943,500	11,698,623,692
Total	56,558,359,357	54,470,253,822

3: TRANSFERS FROM OTHER GOVERNMENT ENTITIES

	2015-2016 Kshs	2014-2015 Kshs
Kenya Roads Board	31,787,736,239	22,446,501,146
Total	31,787,736,239	22,446,501,146

STATE DEPARTMENT OF INFRASTRUCTURE
Reports and Financial Statements
For the year ended June 30, 2016

4: PROCEEDS FROM FOREIGN BORROWINGS

	2015-2016	2014-2015
	Kshs	Kshs
Foreign Borrowing - Direct Payments	16,001,795,419	24,746,958,750
Total	16,001,795,419	24,746,958,750

5: OTHER REVENUES

	2015-2016	2014-2015
	Kshs	Kshs
Receipts from Administrative Fees and Charges - Collected as AIA	28,390,079	25,212,375
Other Receipts Not Classified Elsewhere/Paid to Exchequer	903,201,666	956,551,647
Total	931,591,746	981,764,022

6: COMPENSATION OF EMPLOYEES

	2015-2016	2014-2015
	Kshs	Kshs
Basic salaries of permanent employees	777,103,943	804,541,610
Basic wages of temporary employees	6,951,443	1,039,552
Personal allowances paid as part of salary	347,233,583	338,786,052
Personal allowances paid as reimbursements		3,720,111
Total	1,131,288,969	1,148,087,325

7: USE OF GOODS AND SERVICES

	2015-2016	2014-2015
	Kshs	Kshs
Utilities, supplies and services	10,113,899	21,039,231
Communication, supplies and services	8,833,731	11,313,021
Domestic travel and subsistence	20,588,590	10,192,243
Foreign travel and subsistence	8,526,877	2,433,691
Printing, advertising and information supplies & services	2,558,728	1,260,100
Training expenses	103,106,351	37,994,991
Hospitality supplies and services	31,211,788	5,373,752
Insurance costs	28,995	1,236,786
Specialised materials and services	8,748,609	11,280,239
Office and general supplies and services	20,441,633	11,868,732
Other operating expenses	20,775,522	44,596,788
Routine maintenance – vehicles and other transport equipment	7,502,093	6,239,750
Routine maintenance – other assets	14,950,196	1,388,059,651
Fuel Oil & Other Lubricants	6,384,147	7,854,317
Total	263,771,159	1,560,743,292

STATE DEPARTMENT OF INFRASTRUCTURE
Reports and Financial Statements
For the year ended June 30, 2016

8: GRANTS AND TRANSFERS TO OTHER GOVERNMENT ENTITIES

Description	2015-2016 Kshs	2014-2015 Kshs
Transfers to National Government entities (SCOA Codes 2630100, 2630200, 2640400, 2640500, 2649900, 2820100, 2820200, 2820300)	32,825,319,221	23,409,273,292
Engineers Board		
Capital Grants to Government Agencies	74,488,911,728	61,069,088,329
Mechanical Fund		-
Total	107,314,230,948	84,478,361,622

9: SOCIAL SECURITY BENEFITS

	2015-2016 Kshs	2014-2015 Kshs
Government pension and retirement benefits	5,948,026	-
Total	5,948,026	-

10: ACQUISITION OF ASSETS

Non-Financial Assets	2015-2016 Kshs	2014-2015 Kshs
Purchase of Buildings		-
Construction of Buildings	3,048,779	9,634,386
Refurbishment of Buildings	5,880,359	14,604,693
Construction of Roads		20,144,976,929
Construction and Civil Works	10,734,677	169,414,749
Purchase of Household Furniture and Institutional Equipment	3,414,836	-
Purchase of Specialised Plant, Equipment and Machinery	12,584,760	11,904,233
Rehabilitation and Renovation of Plant, Machinery and Equip.	1,897,530	1,179,311
Purchase of Certified Seeds, Breeding Stock and Live Animals	-	-
Research, Studies, Project Preparation, Design & Supervision	77,439,166	92,612,841
Rehabilitation of civil works		12,253,191
Total	115,000,106	20,456,580,332

STATE DEPARTMENT OF INFRASTRUCTURE
Reports and Financial Statements
For the year ended June 30, 2016

11. CASH AND CASH EQUIVALENTS

11A: Bank Balances

		2015-2016	2014-2015
		Kshs	Kshs
KTSSP			
Central Bank of Kenya Kshs		2,213,085.00	
A/C NO.1000209925	Recurrent	519,666.45	
Central Bank of Kenya			
KshsA/C NO. 1000209844	Development	72,925,350.75	
Central Bank of Kenya			
KshsA/C NO.1000212535	Deposits	250,713,022.65	266,632,602
Central Bank of Kenya Kshs			
A/C NO. 1000231157	Deposits-Projects	700,000.00	1,303,212
Total		327,071,124.85	267,935,814

11B: Cash Balances

Cash in hand should also be analysed as follows:

		2015-2016	2014-2015
		Kshs	Kshs
Headquarters		-	74,969,324,893
Total		-	74,969,324,893

STATE DEPARTMENT OF INFRASTRUCTURE
Reports and Financial Statements
For the year ended June 30, 2016

12: ACCOUNTS RECEIVABLE - OUTSTANDING IMPRESTS

	2015-2016	2014-2015
	Kshs	Kshs
Salary Advances	740,359	1,215,090
Government Imprests	506,139	444,682
District Suspense	75,141,750	
Clearance Accounts	1,104,260,165	12,326,946
Difference		-42,006,558,568
Total	1,180,648,413	-41,992,571,850

13. ACCOUNTS PAYABLE

	2015-2016	2014-2015
	Kshs	Kshs
Deposits	250,713,023	264,258,608
Other Liabilities		30,827,757
System Required Liabilities A/C		32,917,782,500
Total	250,713,023	33,212,868,865

14. FUND BALANCE BROUGHT FORWARD

	2015-2016	2014-2015
	Kshs	Kshs
Bank accounts	267,935,814	-
Cash in hand	74,969,324,893	-
Accounts Receivables	-41,992,571,850	-
Accounts Payables	-33,212,868,865	-
Total	31,819,992	-

STATE DEPARTMENT OF INFRASTRUCTURE
Reports and Financial Statements
For the year ended June 30, 2016


15. PENDING BILLS

	2015-2016	2014-2015
	Kshs	Kshs
NUTRIP & KTSSP	6,311,020	-
Deposits and Suspense	1,826,085.95	-
Development Class	59,349,265.90	-
Recurrent Class	54,799,155.50	-
Personal	210,700	-
Total	122,496,227.35	-


XIV. PROGRESS ON FOLLOW UP OF AUDITOR RECOMMENDATIONS

The following is the summary of issues raised by the external auditor, and management comments that were provided to the auditor. We have nominated focal persons to resolve the various issues as shown below with the associated time frame within which we expect the issues to be resolved.

Reference No. on the external audit Report	Issue / Observations from Auditor	Management comments	Focal Point person to resolve the issue (Name and designation)	Status: (Resolved / Not Resolved)	Timeframe: (Put a date when you expect the issue to be resolved)
See Annex II					



 Principal Secretary



 Senior Assistant Accountant General

STATE DEPARTMENT OF INFRASTRUCTURE
REPORTS AND FINANCIAL STATEMENTS

PENDING BILLS AS AT 30TH JUNE 2016
CLASS-DEPOSIT - NUTRIP & KTSSP ACCOUNTS

S/NO	PAYEE	A/C NO	AMOUNT	REASON FOR NO PAYMENT
5153	ESAMI	4-109101301-NUTRIP	1,292,800.00	late submission
5155	Pago Airways Travel Services	4-109101301-NUTRIP	557,695.00	late submission
5479	Pago Airways Travel Services	4-109101301-NUTRIP	60,525.00	late submission
5150	Pago Airways Travel Services	4-109101301-NUTRIP	41,760.00	late submission
3667	ESAMI	4-1091-000000000-6510266/KTSS	222,200.00	late submission
3666	ESAMI	4-1091-000000000-6510266/KTSS	222,200.00	late submission
5467	Joyvennah Agencies	4-1091-000000000-6510266/KTSS	3,913,840.00	late submission
	<u>TOTAL</u>		<u>6,311,020.00</u>	late submission

STATE DEPARTMENT OF INFRASTRUCTURE
REPORTS AND FINANCIAL STATEMENTS

PENDING BILLS AS AT 30TH JUNE 2016

CLASS- DEPOSITS AND SUSPENSE

S/NO	PAYEE	A/NO	AMOUNT	REASON FOR NO PAYMENT
4172	N.S.S.F	O/1091/7320106	20,800.00	late submission
4190	N.S.S.F	O/1091/6740102	101,200.00	late submission
4194	Commissioner of Income Tax	O/1091/7320101	108,317.40	late submission
4173	N.H.I.F	O/1091/7320102	64,050.00	late submission
4191	Commissioner of Income Tax	O/1091/6740102	405,535.00	late submission
4192	Commissioner of Income Tax	O/1091/7320101	497,698.80	late submission
4187	Commissioner of Income Tax	O/1091/7320101	557,134.75	late submission
4189	N.H.I.F	O/1091/6740102	71,350.00	late submission
	TOTAL		1,826,085.95	

STATE DEPARTMENT OF INFRASTRUCTURE
REPORTS AND FINANCIAL STATEMENTS

PENDING BILLS AS AT 30TH JUNE 2016

CLASS- DEVELOPMENT

S/NO	PAYEE	A/C NO	KSHS	GOODS/SERVICE SUPPLIE	REASON FOR NO PAYMENT
4640	Aneb Agencies	1-1091000901-00001001-0202019999-3111499-00000001-000	974,500.00	Stationery	
5139	Crowne Plaza	1-1091000901-00001001-0202029999-3110504-00000001-000	315,000.00	Conference	Late submission
5499	Kimmar Gen Merchants	1-1091000901-00001001-0202019999-3111401-00000001-000	270,000.00	Conqueror paper	Late submission
5483	Monek Enterprises Ltd	1-1091000901-00001001-0202019999-3111401-00000001-000	560,000.00	Stationery	Goods not received in Ifmis
5431	Zillion Supply	1-1091000901-00001001-0202019999-3111401-00000001-000	408,500.00	Toner	Late submission
5439	Wanjima Gen Traders	1-1091000901-00001001-0202019999-3111401-00000001-000	499,000.00	Lauch Gear	Late submission
5498	Summit Equipments	1-1091000901-00001001-0202019999-3111401-00000001-000	500,000.00	Toner & printer	Late submission
5487	Dexton Agencies	1-1091000901-00001001-0202019999-3111401-00000001-000	361,500.00	Assorted items	Late submission
5484	Runyas International Ltd	1-1091000901-00001001-0202019999-3111401-00000001-000	239,000.00	Fireproof cabinet	No bank details & L/ submission
5485	North for Datascan Ltd	1-1091000901-00001001-0202019999-3111401-00000001-000	144,750.00	Samsung galaxy phone	Late submission
5480	Alpard Kenya Limited	1-1091000901-00001001-0202019999-3111401-00000001-000	252,000.00	Toner & printer	Late submission
5581	Moopa Intestment Agency	1-1091000901-00001001-0202019999-3111401-00000001-000	404,500.00	Stationery	Late submission
5492	Rosmar Gen Merchant Ltd	1-1091000901-00001001-0202019999-3111401-00000001-000	480,000.00	Blue Conqueror	Late submission
5432	Kemvic Agencies	1-1091000901-00001001-0202019999-3111401-00000001-000	456,000.00	Toner	Late submission
5495	Gainlight Enterprises Ltd	1-1091000901-00001001-0202019999-3111401-00000001-000	406,500.00	Shredder & toner	Late submission
5493	Semunyamo Gen stores	1-1091000901-00001001-0202019999-3111401-00000001-000	255,000.00	Stationery	Late submission
5481	Waylin Gen Merchants	1-1091000901-00001001-0202019999-3111401-00000001-000	375,000.00	Toner	Late submission
5497	Gainlight Enterprises Ltd	1-1091000901-00001001-0202019999-3111401-00000001-000	390,000.00	PC i-e adaptor & h/d drive	Late submission
288	Alpard Kenya Ltd	1-1091000901-00001001-0202019999-3111401-00000001-000	480,000.00	Projector & store racks	Goods not received in Ifmis
290	Chriso Auto Garage	1-1091000901-00001001-0202019999-3111401-00000001-000	245,500.00	Repair & service - GK 072	Late submission
5340	Principal KIHBT	1-1091000901-00001001-0202069999-2210711-00000001-000	2,182,656.00	Skills upgrading course	Late submission
5441	Paxwide Enterprises	1-1091000901-00001001-0202019999-3111401-00000001-000	500,000.00	Printing Manuals	Late submission
5437	Gradet Enterprises	1-1091000901-00001001-0202019999-3111401-00000001-000	404,000.00	Toner + ink cartridge	Late submission
5434	Jogat Supplies Limited	1-1091000901-00001001-0202019999-3111401-00000001-000	346,500.00	Toner	Late submission
5438	Graken General Supplies	1-1091000901-00001001-0202019999-3111401-00000001-000	359,400.00	Ammonia film sapialine	Late submission
5496	Alpard Kenya Limited	1-1091000901-00001001-0202019999-3111401-00000001-000	371,800.00	Laundry products + Toner	Late submission
5500	Online Agencies	1-1091000901-00001001-0202019999-3111401-00000001-000	480,000.00	Conqueror paper	Late submission
5490	MOH Ventures Co. Ltd	1-1091000901-00001001-0202019999-3111401-00000001-000	351,500.00	Toner	Late submission
5494	Juvipat Enterprises	1-1091000901-00001001-0202019999-3111401-00000001-000	325,000.00	PDF Converter licence	Late submission
5433	Juvipat Enterprises	1-1091000901-00001001-0202019999-3111401-00000001-000	356,800.00	Presentation files + Toner	Late submission
5126	H. Young & co. (EA) Ltd	1-1091000901-00001001-0202019999-2630201-00000001-000	4,763,851.90	Upgrading of roads	Late submission

STATE DEPARTMENT OF INFRASTRUCTURE
REPORTS AND FINANCIAL STATEMENTS

PENDING BILLS AS AT 30TH JUNE 2016

5138	Kitten Clyde Ltd	1-1091000901-00001001-0202059999-2220201-00000001-000	260,000.00	Servicing & repairing p/m	Wong A/C
5140	Heritage Resort	1-1091000901-00001001-0202019999-3111504-00000001-000	201,600.00	Conference facilities	Late submission
5158	Pago Airways Travels Service	1-1091001101-00001001-0202049999-3111401-00000001-000	75,975.00	Airtickets	Service not Received in Ifmis
5359	Pago Airways Travel Service	1-1091001101-00001001-0202049999-3111401-00000001-000	60,350.00	Airtickets	Late submission
5383	Fair Sales Ventures	1-1091001002-00001001-0202069999-3111401-00000001-000	196,000.00	Toner	Late submission
5381	Siriria Agencies	1-1091001002-00001001-0202069999-3111401-00000001-000	133,600.00	Toner	Late submission
5514	Lesthan Enterprises	1-1091000201-00001001-0202019999-3111302-00000001-000	495,950.00	Renov. & f/proof cabinet	Late submission
5317	Nationa Media Group LTD	1-1091001101-00001001-0202049999-3111401-00000001-000	1,431,150.00	Advertisement	Not received in Ifmis
5521	Pago Airways travel services	1-1091001101-00001001-0202049999-3111401-00000001-000	751,435.00	Airticket	Late submission
5214	Chief Engineer (Materials)	1-1091000501-00001001-0202069999-3111403-00000001-000	141,813.50	Technical services	Late submission
5216	Chief Engineer (Materials)	1-1091000501-00001001-0202069999-3111401-00000001-000	722,950.20	Technical services	Late submission
5219	Norcken International Ltd	1-1091000501-00001001-0202069999-3111401-00000001-000	18,390,657.40	Consultancy	Insufficient funds
5505	Afro Dynamic Enterprises Ltd	1-1091000501-00001001-0202069999-3111403-00000001-000	5,334,450.00	Renovation	Late submission
5215	Chief Engineer (Materials)	1-1091000501-00001001-0202069999-3111403-00000001-000	740,583.90	Technical services	Late submission
5510	Brendon Enterprises	1-1091000501-00001001-0202069999-3111403-00000001-000	172,190.00	Materials	Late submission
5508	Curtis Marketing	1-1091000501-00001001-0202069999-3111403-00000001-000	300,000.00	Extension tube	Late submission
5205	Harrikajim Enterprises	1-1091000501-00001001-0202069999-3111107-00000001-000	445,000.00	T2 imp/diamond bit flat s	Late submission
5948	Big mountwise Ltd	1-1091000501-00001001-0202069999-3111403-00000001-000	348,750.00	Computer accessories	Late submission
5949	Kora Merchants	1-1091000501-00001001-0202069999-3111401-00000001-000	823,900.00	2 computers+c/accessorie	Late submission
	Stovehob	1-1091001101-00001001-0202069999-3111401-00000001-000	450,000.00		Goods not received on time
5571	Laun General Agencies	1-1091000601-00001001-0202069999-3110301-00000001-000	499,884.00	Timber Cypress	Late submission
5555	Jowak Enterprises	1-1091000601-00001001-0202069999-2220206-00000001-000	574,800.00	Paint	Late submission
5560	Kipkabus General Supplies	1-1091000601-00001001-0202069999-2220206-00000001-000	374,760.00	PVC floor tiles	Late submission
5559	Roll Tech Investments Com	1-1091000601-00001001-0202069999-2220206-00000001-000	689,520.00	Panel Boards	Late submission
5554	Raymer Enterprises	1-1091000601-00001001-0202069999-2220206-00000001-000	287,400.00	Paint	Late submission
5561	Robman Enterprises	1-1091000601-00001001-0202069999-2220206-00000001-000	499,884.00	Timber Cypress	Late submission
5853	Jomann Enterprise	1-1091000601-00001001-0202069999-2220210-00000001-000	219,580.00	Toners and UPS batteries	Late submission
5558	Malakot Agences	1-1091000601-00001001-0202069999-2220206-00000001-000	606,900.00	Paint	Late submission
5854	Viewline Commercial Enterp	1-1091000601-00001001-0202069999-2220206-00000001-000	743,500.00	ICT/CCTV items	Late submission
5855	Jaisa Enterprises	1-1091000601-00001001-0202069999-2220210-00000001-000	280,670.00	Toners and Clips	Late submission
5856	Stemkin Printers & statione	1-1091000601-00001001-0202069999-2220210-00000001-000	170,000.00	Toners	Late submission
5857	Digmash Agencies	1-1091000601-00001001-0202069999-2220206-00000001-000	1,319,500.00	ICT/CCTV items	Late submission
5858	Jomig (E.A) Ltd	1-1091000601-00001001-0202069999-3110202-00000001-000	370,500.00	Retreat and 2 printers	Late submission

STATE DEPARTMENT OF INFRASTRUCTURE
REPORTS AND FINANCIAL STATEMENTS

PENDING BILLS AS AT 30TH JUNE 2016

5859	Bradem Enterprises	1-1091000601-00001001-0202069999-3110202-00000001-000	226,200.00	Hard disk drives	Late submission
5860	Ensa (k) Services	1-1091000601-00001001-0202069999-3110301-00000001-000	75,000.00	Paint/Varnish thinners	Late submission
5861	Natincomm Agencies	1-1091000601-00001001-0202069999-3110301-00000001-000	161,500.00	Paint/Varnish thinners	Late submission
5862	Bruce Investments	1-1091000601-00001001-0202069999-3110301-00000001-000	221,000.00	Grey oxide paints & u/coa	Late submission
5863	Hogwalts services	1-1091000601-00001001-0202069999-2220206-00000001-000	732,500.00	Timber	Late submission
5864	Lenjoks Agencies	1-1091000601-00001001-0202069999-2220206-00000001-000	1,361,555.00	Construction material	Late submission
TOTAL			59,349,265.90		

RECCURENT

S/NO	PAYEE	A/C NO	AMOUNT		REASON FOR NO PAYMENT
5332	Rockey Africa	0-1091000901-00001001-0202039999-2630101-00000001-000	15,006,125.00	G/Gabion boxes	Late submission
5337	Safaricom Ltd	0-1091000901-00001001-0202069999-2210202-00000001-000	528,009.50	Recharge vch/ Air	Late submission
4673	Postal Corporation of Kenya	0-1091000201-00001001-0202069999-2210303-00000001-000	13,920.00	Rent	Ifmis No not clear
5531	Nouvelle Technology	0-1091000101-00001001-0202069999-2220210-00000001-000	379,800.00	Cisco catalyst switch	No bank details/ L/Submission
1834	SGS Kenya Ltd	0-1091000201-00001001-0202069999-2211310-00000001-000	188,209.10	ISO certificate & training	Goods not well receipted
5528	Paula Services Co. Ltd	0-1091000201-00001001-0202069999-2220202-00000001-000	215,500.00	Maint. and rep. of off equ	Late submission
5530	Siaki Office Supplies Ltd	0-1091000202-00001001-0202069999-2220210-00000001-000	452,500.00	Electronic items	Late submission
5387	CMC Motors Group	0-1091000201-00001001-0202069999-2220101-00000001-000	157,364.00	Repair of GKA 121U	Late submission
5513	Safaricom Limited	0-1091000201-00001001-0202069999-2210201-00000001-000	645,000.15	Airtime	Late submission
5568	Digital Pro Limited	0-1091000202-00001001-0202069999-2211310-00000001-000	382,800.00	Maint.of off. equips & ser	Late submission/LPO Not signed
5385	Shadica Enterprises	0-1091000201-00001001-0202069999-2210801-00000001-000	129,950.00	Stationery	Late submission
5364	Gerberk Solutions	0-1091000201-00001001-0202069999-3111002-00000001-000	72,000.00	Vacuum cleaner	Late submission
5166	Mbirwe Systems Ltd	0-1091000101-00001001-0202069999-2220210-00000001-000	495,000.00	Maint. of CCTV System	Late submission
4020	Norpy General Agencies	0-1091000201-00001001-0202069999-2211101-00000001-000	361,525.00	Stationery	System Failure for IB
6367	Sunbeam Computer System	0-1091000201-00001001-0202069999-3111002-00000001-000	497,500.00	UPS	Late submission
5532	Margitions Ltd	0-1091000101-00001001-0202069999-2220210-00000001-000	691,500.00	S/ware licences+windows	Late submission
4257	National Oil Corporation	0-1091000201-00001001-0202069999-2211201-00000001-000	268,000.00	Fuel	System Failure for IB
3541	Mavnap Enterprises	0-1091000201-00001001-0202069999-2211310-00000001-000	288,000.00	Tissue paper	None captured tax in IFMIS
3456	Jantech Express Ltd	0-1091000201-00001001-0202069999-2211102-00000001-000	212,300.00	Toner	System Failure for IB
3455	Rosytech Agncies	0-1091000201-00001001-0202069999-2211101-00000001-000	72,950.00	Stationery	System Failure for IB
5427	Cambella Enterprises	0-1091000201-00001001-0202069999-2211102-00000001-000	382,000.00	Toner	Late Submission

STATE DEPARTMENT OF INFRASTRUCTURE
REPORTS AND FINANCIAL STATEMENTS

PENDING BILLS AS AT 30TH JUNE 2016

5386	Toyota Kenya Ltd	0-1091000201-00001001-0202069999-2220101-00000001-000	43,899.00	Repair of GK A 903X	Late submission
4670	Granndz Enterprises	0-1091000201-00001001-0202069999-2211102-00000001-000	95,600.00	Stationery	System Failure
5384	Prena Investments	0-1091001002-00001001-0202069999-2211101-00000001-000	258,300.00	Tissues and bottled water	Goods not receipted on time
5346	Nat. Oil Corporation of Kenya	0-1091001002-00001001-0202069999-2211201-00000001-000	284,860.00	Diesel & Petrol	Late receipted in the system
5382	Gerberk Solutions	0-1091001002-00001001-0202069999-2211101-00000001-000	162,500.00	Stationery	Wrongly receipted in the system
4251	Timely suppliers	0-1091000101-00001001-0202069999-2220101-00000001-000	917,065.00	Tyres	Not fully processed for IB
4740	Manaweps Enterprises	0-1091000201-00001001-0202069999-2220205-00000001-000	55,480.00	Drycleaning	System failure
4964	PS- Min of Water & Irrigation	0-1091000201-00001001-0202069999-2211102-00000001-000	19,700.00	Water	Late submission
5519	Keyboard Business Systems	0-1091000101-00001001-0202049999-3111002-00000001-000	284,800.00	Desktop computers	Late submission
5411	Spa Trade kenya Ltd	0-1091000202-00001001-0202069999-2211102-00000001-000	368,000.00	D/top computers+camera	Late submission
5417	Bidii Enterprise	0-1091000101-00001001-0202069999-2211101-00000001-000	373,000.00	Stationery	Late submission
5413	Kembra Investments	0-1091000101-00001001-0202069999-2220210-00000001-000	495,000.00	Wireless N/work adapter	Late submission
5325	Albright Ventures Ltd	0-1091000101-00001001-0202069999-2211101-00000001-000	72,000.00	Glues and staple remover	No bank details
5517	Maaco signs & graphics	0-1091000201-00001001-0202069999-2210505-00000001-000	227,500.00	Stationery	Late submission
5414	Multimodel Traders	0-1091000101-00001001-0202069999-2220101-00000001-000	268,250.00	Truck tyre	Goods not inspected/L/ sub
5518	Netwave enterprises	0-1091000201-00001001-0202069999-2220202-00000001-000	405,000.00	Repair electronics	Late submission
5516	Lanrick Enterprises	0-1091000201-00001001-0202069999-2210201-00000001-000	86,330.00	Tel. S/board kit & Tel/headset	Late submission
4758	Sunbeam Computer Systems	0-1091000101-00001001-0202049999-3111002-00000001-000	378,100.00	UPS	Late submission
4663	Marclens business solutions	0-1091000101-00001001-0202049999-2220210-00000001-000	170,000.00	Satel. and dig.TV receiver	System failure
4651	National Oil Corp.	0-1091001101-00001001-0202069999-2211201-00000001-000	280,000.00	Fuel and oil	System failure
4741	Fairsales Ventures	0-1091000201-00001001-0202069999-2220205-00000001-000	56,509.00	Drycleaning	System failure
5416	Timely Suppliers & Dist.	0-1091000201-00001001-0202069999-2220101-00000001-000	624,950.00	Tyres	Late submission
5522	Katutech Fair Prizes	0-1091000101-00001001-0202069999-2220202-00000001-000	571,600.00	Carpeting & vert blinds	Late submission
4253	Prorata Office Agencies	0-1091000101-00001001-0202069999-2220101-00000001-000	314,775.00	Tyres	System failure
5520	Taino Investments Ltd	0-1091001101-00001001-0202069999-2220205-00000001-000	195,000.00	Curtains & vertical blinds	Late submission
3182	Principal KIHBT	0-1091000201-00001001-0201029999-2210711-00000001-000	246,718.10	Training for drivers	System failure
5243	Affirm Innovation Enterprises	0-1091-1091000501-00001001-0202069999-2211103-00000001-000	108,500.00	Pest control & fumigation	No bank details
5506	Fratech Motors LTD	0-1091-1091000501-00001001-0202069999-2220101-00000001-000	773,291.00	Repair/Engines/Spraying	Late submission
5252	Gyto Success Company	0-1091-1091000501-00001001-0202069999-2211008-00000001-000	572,000.00	Security	Late submission
5240	Gyto Success Company	0-1091-1091000501-00001001-0202069999-2211305-00000001-000	486,200.00	Security	Late submission
5502	Gyto Success Company	0-1091-1091000501-00001001-0202069999-2211008-00000001-000	243,100.00	Security	Late submission
5501	Rentokil Initial	0-1091-1091000501-00001001-0202069999-3111107-00000001-000	25,935.00	Sanitary	late submission
5230	Total Security	0-1091-1091000501-00001001-0202069999-2211305-00000001-000	280,720.00	Security	Late submission
5231	Total Security	0-1091-1091000501-00001001-0202069999-2211305-00000001-000	280,720.00	Security	Late submission

STATE DEPARTMENT OF INFRASTRUCTURE
REPORTS AND FINANCIAL STATEMENTS

PENDING BILLS AS AT 30TH JUNE 2016

5232	Total Security	0-1091-1091000501-00001001-0202069999-2211305-0000000	842,160.00	Security	Late submission
5234	Total Security	0-1091-1091000501-00001001-0202069999-2211305-0000000	1,927,630.00	Security	Late submission
5248	Nairobi Water & Sewerage	0-1091-1091000501-00001001-0202069999-2210102-0000000	400,000.00	Water	Wrong amount
5937	Luton Traders	0-1091-1091000501-00001001-0202069999-2211008-0000000	893,000.00	T2 Ext tube+Gauges liq. d	Late submission
5935	Brendon Enterprises	0-1091-1091000501-00001001-0202069999-3111107-0000000	498,909.00	T2 Barrel complete	Late submission
5947	Truth Empire Holdings Ltd	0-1091-1091000501-00001001-0202069999-2211101-0000000	860,500.00	Stationery	Late submission
5936	Karo Merchants	0-1091-1091000501-00001001-0202069999-3111107-0000000	464,288.00	T2 Barrel complete	Late submission
5945	Goldcoin Enterprises	0-1091-1091000501-00001001-0202069999-2211008-0000000	977,000.00	T2 extension & tube	Late submission
5946	Frankscope Enterprises	0-1091-1091000501-00001001-0202069999-3111107-0000000	478,187.00	T2 Core barrel complete	Late submission
5943	Total Security	0-1091-1091000501-00001001-0202069999-2211008-0000000	280,720.00	Security	Late submission
5944	Total Security	0-1091-1091000501-00001001-0202069999-2211008-0000000	280,720.00	Security	Late submission
5942	Truth Empire Holdings Ltd	0-1091-1091000501-00001001-0202069999-2211008-0000000	784,375.00	Digital camera+other item	Late submission
5941	Ruja Services	0-1091-1091000501-00001001-0202069999-3111107-0000000	489,295.00	T2 Core barrel complete	Late submission
5940	Brendon Enterprises	0-1091-1091000501-00001001-0202069999-3111107-0000000	794,500.00	T2 Ext tube+ Sampler tub	Late submission
5939	Afro Dynamic Enterprises	0-1091-1091000501-00001001-0202069999-3111107-0000000	450,000.00	T2 Core barrel complete	Late submission
5261	Global View Ventures Ltd	0-1091-1091000501-00001001-0202069999-2211101-0000000	102,120.00	Envelopes	Late submission
4611	Gyto Success Company	0-1091-1091000501-00001001-0202069999-2211305-0000000	42,600.00	Security	System Failure
4653	Sheraton supplies	0-1091-1091001101-00001001-0202069999-2220202-0000000	480,000.00	Corp. Antivirus & Licens	Failure in the system
4674	Ibren Supplies Ltd	0-1091-1091000501-00001001-0202069999-2220205-0000000	268,780.00	Stationery	Late submission
3694	Gyto Company Ltd	0-1091-1091000501-00001001-0202069999-2210305-0000000	1,372,800.00	Security	system failure
5249	Rentolkil Initial	0-1091-1091000501-00001001-0202069999-2211103-0000000	38,907.80	Sanitary waste receptable	Late submission
5938	Brendon Enterprises	0-1091-1091000501-00001001-0202069999-3111107-0000000	919,900.00	8 T2 Diamond Bit R/surfa	Late submission
5537	Jojova Enterprises	0-1091000601-00001001-0202069999-2220206-000000001-00	710,500.00	Building boards	Late submission
5553	Spash General Merchants	0-1091000601-00001001-0202069999-2220206-000000001-00	340,000.00	Ceramic Tiles	Late submission
5552	Jojova Enterprises	0-1091000601-00001001-0202069999-2220206-000000001-00	490,000.00	Building Iron	Late submission
5478	Laun General Agencies	0-1091000601-00001001-0202069999-2220206-000000001-00	574,800.00	Paint	Late submission
5551	Acubarr Enterprises	0-1091000601-00001001-0202069999-2220206-000000001-00	499,380.00	Iron sheets	Late submission
5536	Wayland Holding Company	0-1091000601-00001001-0202069999-2220205-000000001-00	311,150.00	Electrical items	Late submission
5423	Gyto Success Company Ltd	0-1091000601-00001001-0202069999-2211305-000000001-00	2,216,500.00	Security	Late submission
5118	Kenya Power & Lighting Co.	0-1091000601-00001001-0202069999-2210101-000000001-00	813,838.85	Power	Late submission
5865	Evasco Link Enterprises	0-1091000601-00001001-0202069999-2211101-000000001-00	256,350.00	Stationery	Late submission
5866	Widelink Ltd	0-1091000601-00001001-0202069999-2220206-000000001-00	1,399,000.00	Building blocks	Late submission
5867	Roll Tech Investments Co. L	0-1091000601-00001001-0202069999-2220206-000000001-00	306,600.00	Saflock sheets	Late submission

**STATE DEPARTMENT OF INFRASTRUCTURE
REPORTS AND FINANCIAL STATEMENTS**

PENDING BILLS AS AT 30TH JUNE 2016

5870	Jaisa Entrerprises	0-1091000601-00001001-0202069999-2220205-000000001-00	93,020.00	Electric items	Late submission
5869	Laitico Contractors Ltd	0-1091000601-00001001-0202069999-2220205-000000001-00	40,195.00	Electric items	Late submission
5871	Jomann Enterprises	0-1091000601-00001001-0202069999-2220205-000000001-00	465,460.00	Electric items	Late submission
5868	Jaybee International	0-1091000601-00001001-0202069999-2210901-000000001-00	499,100.00	Electric items	Late submission
5872	Randialo General Supplies	0-1091000601-00001001-0202069999-2220205-000000001-00	133,955.00	Electric items	Late submission
5873	Jaisa Entrerprises	0-1091000601-00001001-0202069999-3110202-000000001-00	221,960.00	Computer accessories	Late submission
5915	Stimal Office supplies	0-1091000101-00001001-0202069999-2220202-000000001-00	315,600.00	Printers	Late submission

TOTAL

54,799,155.50

5377 Peter Kusimba Barasa

0-109100201-00001001-0202069999-2110320-000000001

210,700.00 Leave commutation

Late submission