

REPUBLIC OF KENYA

PARLIAMENT  
OF KENYA  
LIBRARY



Approved  
SNA  
6/8/25


THE NATIONAL ASSEMBLY

THIRTEENTH PARLIAMENT – FOURTH SESSION – 2025

COMMITTEE ON NATIONAL GOVERNMENT CONSTITUENCIES DEVELOPMENT  
FUND

.....

REPORT ON THE PROPOSED BUDGET CEILING FOR CONSTITUENCIES FOR  
THE FINANCIAL YEAR 2025/2026

 <b>THE NATIONAL ASSEMBLY PAPERS LAID</b>	
DATE: 06 AUG 2025	DAY: WEB
TABLED BY:	HON. MUSA SIYAMA, MP Chairperson.
CLERK-AT THE TABLE:	Vivian Wambui

CLERK'S CHAMBERS

DIRECTORATE OF AUDIT, APPROPRIATIONS AND GENERAL PURPOSE

COMMITTEES

PARLIAMENT BUILDINGS

NAIROBI

AUGUST, 2025

## TABLE OF CONTENTS

List of Annexures.....	2
1 Chairperson's Foreword.....	3
2 Preface.....	4
2.0 Establishment and Mandate of the Committee.....	4
2.1 Committee Membership.....	4
2.2 Committee Secretariat.....	6
3 Proposed budget ceiling for constituencies for the financial year 2025/2026.....	7
1. Legal Framework for determining the Budget Ceilings for each Constituency.....	7
2. Appropriations in Aid (A-I-A).....	8
3. 2025/2026 Financial Year Allocation.....	8
4. Trend in Allocation to the Fund.....	8
5. Proposed allocation of funds to the Board and the 290 Constituencies.....	10
6. Appropriation in aid (A-I-A) from constituencies.....	12
4 Committee Observation.....	13
5 Committee Recommendation.....	13

## **List of Annexures**

Annexure 1 – Adoption Schedule

Annexure 2 – Minutes of Committee sitting on consideration of the proposed budget ceiling for constituencies for the FY 2025/2026

Annexure 3 - Letter forwarding the proposed budget ceiling for constituencies for the FY 2025/2026

Annexure 4 - Proposed budget ceiling for constituencies for the FY 2025/2026

Annexure 5 – Budget ceiling schedule per constituency



**1 CHAIRPERSON'S FOREWORD**

The National Government Constituencies Development Fund Board, vide a letter Ref. NG-CDFB/CEO/NASC/VOL.I (16) dated 25<sup>th</sup> July 2025, submitted the proposed budget ceiling for constituencies for the Financial Year 2025/2026 to the Committee on National Government Constituency Development Fund.

As required by Section 6(1) of the NG-CDF Act, Cap 414A, the Board, with the approval of the Committee, is mandated to allocate funds to each constituency annually, in accordance with Section 34 of the Act.

In compliance with these provisions, the Board finalized the budget ceiling for each constituency for the Financial Year 2025/2026 and submitted it to the Committee for approval and subsequent tabling in the House. After review, the Committee approved the proposed budget ceiling.

It is, therefore, my distinct privilege and honor, on behalf of the Committee, to present to this House the Report on the Committee's consideration and approval of the proposed budget ceiling for each constituency for the Financial Year 2025/2026.

SIGNED..........DATE..........

**HON. MUSA SIRMA CHERUTICH, EGH, MP  
CHAIRPERSON**

**SELECT COMMITTEE ON NATIONAL GOVERNMENT CONSTITUENCIES  
DEVELOPMENT FUND**

## **2 PREFACE**

### **2.0 Establishment and Mandate of the Committee**

1. The Select Committee on National Government Constituencies Development Fund is a Statutory Committee established under Section 50 of the National Government Constituencies Development Fund Act, Cap 414A.
2. The Committee is mandated to among other functions to oversee, inquire into, and report all matters relating to the implementation of the National Government Constituencies Development Fund Act, Cap 414A.

### **2.1 Committee Membership**

3. The Select Committee on National Government Constituencies Development Fund (NG-CDF) comprises of the following Members:

#### **Chairperson**

Hon. Musa Sirma Cherutich, MP  
Eldama Ravine Constituency

#### **UDA Party**

#### **Vice-Chairperson**

Hon. Tandaza Kassim Sawa, MP  
Matuga Constituency

#### **Amani Party**

Hon. (Dr.) Ogolla Gideon Ochanda, MP  
Bondo Constituency

#### **ODM Party**

Hon. Owuor Joshua Aduma, MP  
Nyakach Constituency

#### **ODM Party**

Hon. Akujah Protus Ewesit, MP  
Loima Constituency

#### **UDA Party**

Hon. Elachi Beatrice Kadeversia, MP  
Dagoreti North Constituency

#### **ODM Party**

Hon. Mukhwana Titus Khamala, MP  
Lurambi Constituency

**ODM Party**

Hon. Nyamita Mark Ogolla, MP  
Uriri Constituency

**ODM Party**

Hon. Oyula Joseph H. Maero, MP  
Butula Constituency

**ODM Party**

Hon. Gisairo Clive Ombane, MP  
Kitutu Masaba Constituency

**ODM Party**

Hon. Machele Mohamed Soud, MP  
Mvita Constituency

**ODM Party**

Hon. Nduyo Susan Ngugi, MP  
Tharaka-Nithi (CRW)

**TSP Party**

Hon. Lelmengit, Josses Kiptoo Kosgey, M.P.  
Emgwen Constituency

**UDA Party**

Hon. Mwalyo Joshua Mbithi, MP  
Masinga County

**Independent**

Hon. Owino John Walter, MP  
Awendo Constituency

**ODM Party**

Hon. Wambilianga Catherine Nanjala, MP  
Bungoma (CWR)

**FORD Kenya Party**

Hon. Kiprono Mutai Alfred, MP  
Kuresoi North Constituency

**UDA Party**

Hon. Mary Maingi, MP  
Mwea Constituency

**UDA Party**

Hon. Wainaina Anthony Njoroge, MP  
Kieni Constituency

**UDA Party**

## 2.2 Committee Secretariat

4. The Committee is facilitated by the following staff:

Mr. Emmanuel Muyodi

**Clerk Assistant I**

Mr. Letaya Morintat

**Clerk Assistant III**

Ms. Purity Macharia

**Clerk Assistant III**

Ms. Peninnah Simiren

**Legal Counsel II**

Mr. Chelang'a Maiyo

**Research Officer I**

Mr. Eric Kanyi

**Fiscal Analyst I**

Ms. Shamsa A. Abdi

**Research Officer III**

Ms. Rehema koech

**Audio Officer**

Mr. Murimi Mwangi

**Media Relations Officer III**

Ms. Mayan Gabow

**Public Communications Officer III**

Mr. Bonface Mugambi

**Serjeant-At-Arms**

### **3 PROPOSED BUDGET CEILING FOR CONSTITUENCIES FOR THE FINANCIAL YEAR 2025/2026**

#### **1. Legal Framework for determining the Budget Ceilings for each Constituency**

Section 6 (1) of the NG-CDF Act 2015 as amended in 2023 requires that the Board shall, with the approval of the relevant Committee of the National Assembly, allocate funds for every constituency in each financial year in accordance with Section 34 (1).

Section 34 on the other hand states that:

- (1) *“The budget ceiling for each constituency shall be-*
  - a) three quarters of the amount specified in section 4(1) divided equally among all constituencies;*
  - b) an amount equal to a quarter of the amount specified in section 4(1) divided among all constituencies taking into account the number of wards in each constituency;*
    - (ba) An amount that ensures that the total allocation to a constituency is not less than the amount allocated to the constituency in the preceding financial year; and*
  - c) subject to the provisions of section 8(1) and 23(1)”.*

- (2) *The Chairperson of the National Assembly Committee shall table in the National Assembly a schedule showing the ceiling for each constituency, which shall be determined in accordance with subsection (1)*

Section 8(1) on Emergency Reserve states:

*“A portion of the Fund equivalent to five percent (referred to as “Emergency Reserve”) shall remain unallocated and shall be available for emergencies that may occur within the constituency”*

Section 23(1) states that:

*“The expenditure for running the Board and related purposes shall be set aside at the beginning of the financial year and not more than five (5) percent of the total allocation to the Fund in the financial year may be used for this purpose, the annual budget of which shall be approved by the Cabinet Secretary with the concurrence of the National Assembly Committee”.*

## 2. Appropriations in Aid (A-I-A)

*The Public Finance Management (PFM) Act 2012 defines A-I-A as follows:*

*“Appropriation-in-Aid” means any revenue which a national government entity receives and is approved by Parliament for application by that entity to finance its activities”.*

*Regulation 43 of the PFM Act Regulations, 2015 states that an Accounting Officer shall:*

*“(c) Ensure all appropriation-in-aid due to national government entity are collected and properly accounted for in accordance with the relevant laws, rules and regulations”.*

Section 12(9) of the NG-CDF Act on the other hand states that:

*“Any accruing revenues, interest and liability from any constituency account shall be declared to the Board together with annual returns”.*

In line with the provisions of Section 12(9) read together with Section 4(1) of the NG-CDF Act, the monies received by Constituencies as Appropriation in Aid (A-I-A) form part of the Fund.

In this regard, the Management requested all Fund Account Managers to submit information on A-I-A collected in each constituency as at 30<sup>th</sup> June, 2025. Thirteen (13) Constituencies submitted the required information; hence the amounts have been incorporated in the Budget ceilings of the respective constituencies.

## 3. 2025/2026 Financial Year Allocation

As per 2025/2026 Budget the National Government Constituencies Development Fund was allocated KSh. 58,797,728,147. This was confirmed by the State Department for Economic Planning vide its Letter to the Chief Executive Officer NG-CDF Board *Ref. No. TNTEP/SDEP/3/53 (46) dated 8<sup>th</sup> July 2025.*

Based on the Division of Revenue Bill 2025, the National Government share of revenue for 2025/2026 financial year is projected at KSh. 2.419382 trillion. This implies that allocation of KSh. 58,797,728,147 to NG-CDF is 2.43% of the share of National Government revenue.

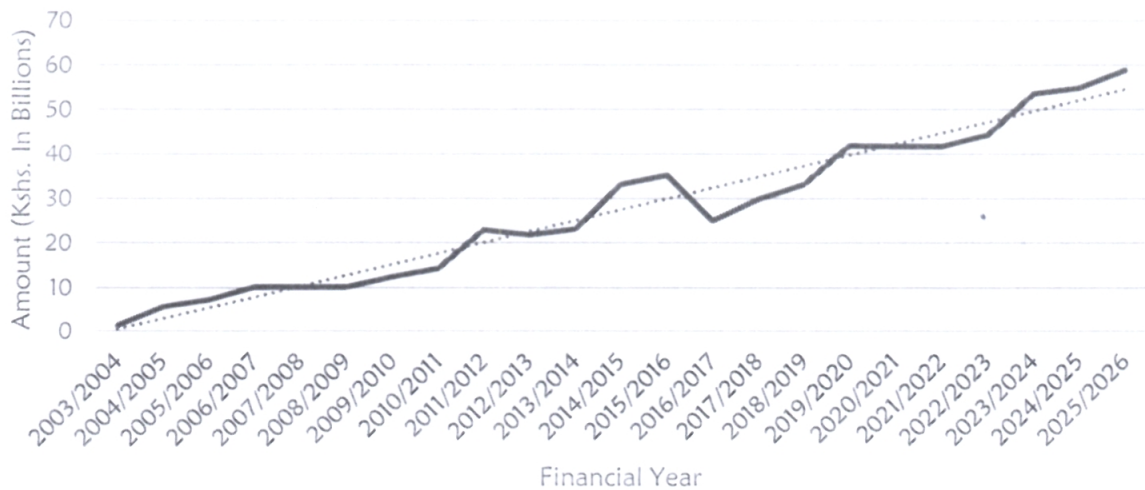
## 4. Trend in Allocation to the Fund

Allocation to the Fund in 2025/2026 financial year slightly increased by 7.3 percent from KSh.54.777 billion in 2023/2024 up to KSh.58.797. The figures below show the trend in allocation to the Fund from 2003/2004 financial year to 2025/2026 financial year.

<b>FINANCIAL YEAR</b>	<b>Amount Allocated To The Fund (Kshs in Billions)</b>	<b>Percentage Change in Allocation to the Fund</b>
2003/2004	1.26	-
2004/2005	5.6	344.4%
2005/2006	7.25	29.5%
2006/2007	10.04	38.5%

2007/2008	10.1	0.6%
2008/2009	10.1	0.0%
2009/2010	12.33	22.1%
2010/2011	14.28	15.8%
2011/2012	22.98	60.9%
2012/2013	21.76	-5.3%
2013/2014	23.06	6.0%
2014/2015	33.21	44.0%
2015/2016	35.21	6.0%
2016/2017	25	-29.0%
2017/2018	29.8	19.2%
2018/2019	33.2	11.4%
2019/2020	41.75	25.8%
2020/2021	41.71	-0.1%
2021/2022	41.71	0.0%
2022/2023	44.29	6.2%
2023/2024	53.53	20.9%
2024/2025	54.777	2.3%
2025/2026	58.797	7.3%

Trend in Allocation to the Fund (Kshs in Billions)



## 5. Proposed allocation of funds to the Board and the 290 Constituencies

As provided for in Section 6(1) of the NG-CDF Act, the Board with the approval of the relevant Committee of the National Assembly is required to allocate funds for every constituency in each financial year in accordance with Section 34.

Further section 23(1) provides for Board expenditures which are drawn from the Fund.

The allocation is as follows:

- i. The total budgetary allocation to the Fund for the 2025/2026 is **KSh.58,797,728,147**.
- ii. Allocation to NG-CDF Board (4.99%) is **KSh.2,939,886,297**.
- iii. Constituencies' shareable allocation is therefore **KSh.55,857,841,850**.

*This is calculated by deducting the expenditure for running the Board and related purposes from the amount allocated to the Fund.*

*This allocation is subjected to the criteria for determining the Budget ceilings for each constituency as outlined in section 34 of the NG-CDF Act.*

The shareable allocation is subjected to the above criteria as follows;

- Equal share (75% of **KSh. 55,857,841,850**) = **KSh. 41,893,381,387**
- This amount is then divided equally to all constituencies as follows:  
**KSh. 41,893,381,387 ÷ 290 = KSh. 144,459,935.82** per constituency
- The amount to be allocated based on the number of wards per constituency is equivalent to (25% of **KSh. 55,857,841,850**) = **KSh.13,964,460,463**

Based on 2025/2026 NG-CDF net allocation of **KSh. 58,797,728,147** the budget ceiling for each Constituency from the shareable allocation **inclusive of the emergency funds** will be as follows;

No. of Wards Per Constituency	Equal Share per constituency (Ksh.)	Allocation per constituency based on number of Wards (Ksh.)	Grand allocation (Ksh.)	No. of Constituencies per each category
3	144,459,936	28,891,987	<b>173,351,923</b>	21
4	144,459,936	38,522,649	<b>182,982,585</b>	79
5	144,459,936	48,153,312	<b>192,613,248</b>	106
6	144,459,936	57,783,974	<b>202,243,910</b>	54
7	144,459,936	67,414,637	<b>211,874,573</b>	23
8	144,459,936	77,045,299	<b>221,505,235</b>	7

**Table 1**

As illustrated in the Table 1 above, seven (7) Constituencies will receive the highest allocation **Ksh.221,505,235** in 2025/2026 FY up from **KSh.206,358,247.64** in 2024/2025 FY while 21 will receive the lowest at **Ksh. 173,351,923** in 2025/2026 FY up from **KSh. 161,497,759.03** in 2024/2025 FY.

- iv. Emergency allocation (This is equivalent to 5% of the total Fund of (**KSh. 58,797,728,147**) = **KSh. 2,939,886,407.35**

*Constituencies shall leave the Emergency portion unallocated in conformity with Section 8(1) and demarcate it from the amount available to each constituency for allocation to projects prioritised by the NG-CDF Committee.*

*The allocation for each Constituency for emergency purposes has been calculated by subjecting the Fund's allocation for emergency to the sharing criteria as provided in Section 34 of the Act.*

The emergency allocation is subjected to the above criteria as follows;

- Equal share (75% of **KSh. 2,939,886,407.35**= **Ksh. 2,204,914,805.51**
- This amount is then divided equally to all constituencies as follows:  
**2,204,914,805.51 ÷ 290 = KSh.7,603,154.50**
- The amount to be allocated based on the number of wards per constituency is equivalent to (25% of **KSh. 2,939,886,407.35**) = **KSh. 734,971,601.84**

No. of Wards Per Constituency	Equal Share per constituency (Ksh.)	Allocation per constituency based on number of Wards (Ksh.)	Total allocation (Ksh.)	No. of Constituencies per each category
3	7,603,155	1,520,630	<b>9,123,785</b>	21
4	7,603,155	2,027,507	<b>9,630,662</b>	79
5	7,603,155	2,534,384	<b>10,137,539</b>	106
6	7,603,155	3,041,261	<b>10,644,416</b>	54
7	7,603,155	3,548,138	<b>11,151,293</b>	23
8	7,603,155	4,055,015	<b>11,658,170</b>	7

**Table 2**

*\*Proposed Allocations have been rounded off to the next whole number*

In summary the allocation of funds to projects and the emergency reserve is as shown in Table 3

No. of Wards Per Constituency	Grand allocation (Ksh.)	Emergency Reserve (Ksh.)	Amount to be allocated to projects (Ksh.)	No. of Constituencies per each category
3	173,351,923	9,123,785	164,228,138	21
4	182,982,585	9,630,662	173,351,923	79
5	192,613,248	10,137,539	182,475,709	106
6	202,243,910	10,644,416	191,599,494	54
7	211,874,573	11,151,293	200,723,280	23
8	221,505,235	11,658,170	209,847,065	7

*Table 3*

Further analysis of the proposed budget ceilings for each constituency indicates that the difference between what constituencies will receive in 2025/2026 Financial Year and 2024/2025 Financial Year ranges from KSh.11,854,163.97 to KSh.15,146,987.36 as shown Table 4. The average percentage increase in allocation ranges from 5.74% to 7.34%.

No. of Wards Per Constituency	Amount allocated in 2025/2026 Financial Year (Kshs.)	Amount allocated in 2024/2025 Financial Year (KShs.)	Increase in allocation per Constituency (KShs)	Percentage Increase
3	173,351,923	161,497,759.03	11,854,163.97	7.34%
4	182,982,585	170,469,856.75	12,512,728.25	6.95%
5	192,613,248	179,441,954.47	13,171,293.53	6.61%
6	202,243,910	188,414,052.20	13,829,857.80	6.29%
7	211,874,573	197,386,149.92	14,488,423.08	6.01%
8	221,505,235	206,358,247.64	15,146,987.36	5.74%

*Table 4*

The allocation to the Fund complies with Section 4 of the NG-CDF Act 2015 as amended in 2023 which provides that the monies appropriated shall not be less than the amount appropriated to in the preceding financial year unless as otherwise allowed by this Act.

## **6. Appropriation in aid (A-I-A) from constituencies**

Section 12(6) and 12(9) of the NG-CDF Act 2015 as amended in 2023 provide that any accruing revenues, receipts, interest and liabilities to the constituency account and the balances thereof at the end of each financial year shall be returned to the Constituency Account and shall be declared to the Board together with the annual returns. Section 36(6) also provides that NG-CDF Committee shall declare any accruing revenue from any constituency account through their annual returns and shall be considered and reflected as part of the constituency fund for that Financial Year.

**4 COMMITTEE OBSERVATION**

Having reviewed the budget ceiling for the constituencies for the Financial Year 2025/2026, the Committee observed that the allocations to the Fund and the proposed budget ceiling for the constituencies were in compliance with the National Government Constituencies Development Fund Act, Cap. 414A.

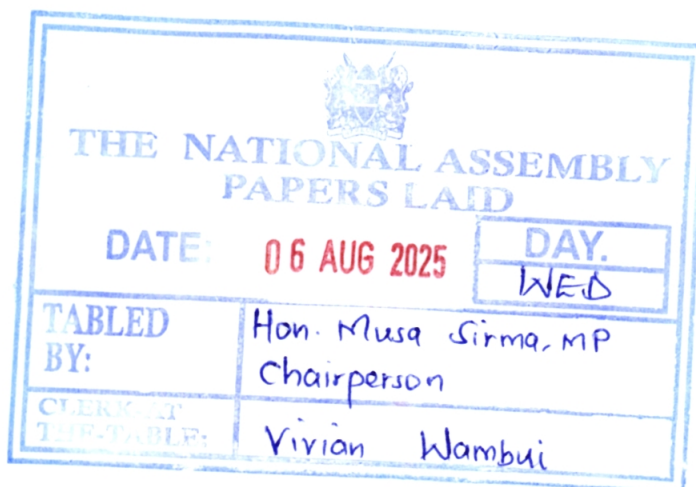
**5 COMMITTEE RECOMMENDATION**

Arising from its review, the Committee **APPROVES** the budget ceiling for constituencies for the Financial Year 2025/2026 and further directs the National Government Constituencies Development Fund Board to request constituencies to commence submitting project proposals for the FY 2025/2026 for approval.

SIGNED.....*Alle*.....DATE.....*5/8/2025*.....

**HON. MUSA SIRMA CHERUTICH, EGH, MP  
CHAIRPERSON**

**SELECT COMMITTEE ON NATIONAL GOVERNMENT CONSTITUENCIES  
DEVELOPMENT FUND**





**REPUBLIC OF KENYA**  
**THE NATIONAL ASSEMBLY**  
**13<sup>TH</sup> PARLIAMENT – FOURTH SESSION – 2025**  
**DIRECTORATE OF AUDIT, APPROPRIATIONS AND GENERAL PURPOSE COMMITTEES**

**ADOPTION SCHEDULE**

**REPORT OF THE COMMITTEE ON NATIONAL GOVERNMENT CONSTITUENCIES**  
**DEVELOPMENT FUND REPORT ON THE PROPOSED BUDGET CEILING FOR FOR EACH**  
**CONSTITUENCY FOR THE FINANCIAL YEAR 2025/2026**

DATE: 5/8/2025

	NAMES	SIGNATURE
1.	The Hon. Musa Sirma Cherutich, E.G.H, MP - (Chairperson)	
2.	The Hon. Eng. Tandaza Kassim Sawa, MP - (Vice-Chairperson)	Vertraf
3.	The Hon. (Dr.) Ogolla Gideon Ochanda, MP	
4.	The Hon Elachi Beatrice Kadeversia CBS, MP	Vertraf
5.	The Hon. Owuor Joshua Aduma, MP	<del>Vertraf</del>
6.	The Hon Akuja Protus Ewesit, MP	Vertraf
7.	The Hon. Mukhwana Titus Khamala, MP	Vertraf
8.	The Hon. Mwalyo Joshua Mbithi, MP	
9.	The Hon. Nyamita Mark Ogolla, MP	
10.	The Hon. Owino John Walter, MP	Vertraf
11.	The Hon Oyula Joseph H. Maero, MP	
12.	The Hon. Wambilianga Catherine Nanjala, MP	
13.	The Hon. Gisairo Clive Ombane, MP	
14.	The Hon. Kiprono Mutai Alfred, MP	Vertraf
15.	The Hon. Machele Mohamed Soud, MP	
16.	The Hon. Nduyo Susan Ngugi, MP	Vertraf
17.	The Hon Wainaina Antony Njoroge, MP	Vertraf
18.	The Hon. Lelmengit Josses Kiptoo Kosgey, MP	
19.	The Hon. Maingi Mary, MP	

**MINUTES OF THE 26<sup>TH</sup> SITTING OF THE NATIONAL GOVERNMENT  
CONSTITUENCIES DEVELOPMENT FUND COMMITTEE HELD AT THE NG-CDF  
BOARDROOM, HARAMBEE SACCO BUILDINGS, ON TUESDAY 5<sup>TH</sup> AUGUST, 2025  
AT 12:00 NOON**

---

**PRESENT**

- |  |                         |
|--|-------------------------|
| 1. <b>Hon. Musa Sirma Cherutich, EGH, MP</b>   | <b>Chairperson</b>      |
| 2. <b>Hon. Eng. Kassim Sawa Tandaza, MP</b>    | <b>Vice-Chairperson</b> |
| 3. Hon. Elachi Beatrice Kadeversia, CBS, MP    |                         |
| 4. Hon. Akuja Protus Ewesit, MP                |                         |
| 5. Hon. Mukhwana Titus Khamala, MP             |                         |
| 6. Hon. Owino John Walter, MP                  |                         |
| 7. Hon. Gisairo Clive Ombane, MP               |                         |
| 8. Hon. Alfred Mutai Kiprono, MP               |                         |
| 9. Hon. Machele Mohamed Soud, MP               |                         |
| 10. Hon. Susan Ngugi Nduyo, MP                 |                         |
| 11. Hon. Antony Njoroge Wainaina, MP           |                         |
| 12. Hon. Lelmengit, Josses Kiptoo Kosgey, M.P. |                         |
| 13. Hon. Maingi Mary, MP                       |                         |

**APOLOGIES**

1. Hon. Dr Ogolla Gideon Ochanda, MP
2. Hon. Owuor Joshua Aduma, MP
3. Hon. Joshua Mbithi Mwalyo, MP
4. Hon. Nyamita Mark Ogolla, MP
5. Hon. Oyula Joseph H. Maero, MP
6. Hon. Wambilianga Catherine Nanjala, MP

**NATIONAL ASSEMBLY SECRETARIAT**

- |                        |                     |
|------------------------|---------------------|
| 1. Mr. Emmanuel Muyodi | Clerk Assistant I   |
| 2. Mr. Letaya Morintat | Clerk Assistant III |
| 3. Mr. Chelanga Maiyo  | Research Officer I  |
| 4. Ms. Rehema Koech    | Audio Officer       |
| 5. Mr. Bonface Mugambi | Seajeant-At-Arms    |

**ORDER OF BUSINESS**

1. **Preliminaries**
  1. Call to order
  2. Prayer
  3. Confirmation of quorum
  4. Introductions
2. Adoption of the Agenda
3. Confirmation of previous minutes

4. Matters arising from the minutes
5. Chairperson's communication

**Substantive agenda:**

- i. **Adoption of the Report of the Proposed Budget Ceiling for each Constituency for the Financial Year 2025/2026**
- ii. **Adoption of the Report on Nominees to the NGCDFCs for five (5) Constituencies**

6. Any Other Business (AOB)
7. Adjournment

**MIN NO. NA/DAA&GPC/NG-CDF/2025/147**

**PRELIMINARIES**

The Chairperson called the meeting to order at 12:12 p.m. and led the Committee in a word of prayer, followed by introductions.

**MIN NO. NA/DAA&GPC/NG-CDF/2025/148**

**ADOPTION OF THE AGENDA**

The agenda was adopted as proposed by Hon. Gisairo Clive Ombane, MP, and seconded by Hon. Maingi Mary, MP.

**MIN NO. NA/DAA&GPC/NG-CDF/2025/148**

**CONFIRMATION OF PREVIOUS MINUTES**

The Minutes of the following sittings were confirmed as accurate reflections of the proceedings:

**1. 12<sup>th</sup> Sitting held on Thursday, 22<sup>nd</sup> May 2025:**

Proposed by Hon. Gisairo Clive Ombane, MP, and seconded by Hon. Owino John Walter, MP.

**2. 14<sup>th</sup> Sitting held on Friday, 23<sup>rd</sup> May 2025:**

Proposed by Hon. Susan Ngugi Nduyo, MP, and seconded by Hon. Maingi Mary, MP.

**3. 15<sup>th</sup> Sitting held on Friday, 23<sup>rd</sup> May 2025:**

Proposed by Hon. Susan Ngugi Nduyo, MP, and seconded by Hon. Maingi Mary, MP.

**4. 16<sup>th</sup> Sitting held on Saturday, 24<sup>th</sup> May 2025:**

Proposed by Hon. Susan Ngugi Nduyo, MP, and seconded by Hon. Maingi Mary, MP.

**5. 17<sup>th</sup> Sitting held on Saturday, 24<sup>th</sup> May 2025:**

Proposed by Hon. Susan Ngugi Nduyo, MP, and seconded by Hon. Maingi Mary, MP.

**6. 18<sup>th</sup> Sitting held on Friday, 30<sup>th</sup> May 2025:**

Proposed by Hon. Akuja Protus Ewesit, MP, and seconded by Hon. Gisairo Clive Ombane, MP.

**7. 19<sup>th</sup> Sitting held on Friday, 30<sup>th</sup> May 2025:**

Proposed by Hon. Akuja Protus Ewesit, MP, and seconded by Hon. Gisairo Clive Ombane, MP.

**8. 20<sup>th</sup> Sitting held on Saturday, 31<sup>st</sup> May 2025:**

Proposed by Hon. Akuja Protus Ewesit, MP, and seconded by Hon. Gisairo Clive Ombane, MP.

**9. 21<sup>st</sup> Sitting held on Saturday, 31<sup>st</sup> May 2025:**

Proposed by Hon. Akuja Protus Ewesit, MP, and seconded by Hon. Gisairo Clive Ombane, MP.

**10. 22<sup>nd</sup> Sitting held on Thursday, 26<sup>th</sup> June 2025:**

Proposed by Hon. Gisairo Clive Ombane, MP, and seconded by Hon. Akuja Protus Ewesit, MP.

**11. 23<sup>rd</sup> Sitting held on Thursday, 5<sup>th</sup> June 2025:**

Proposed by Hon. Gisairo Clive Ombane, MP, and seconded by Hon. Akuja Protus Ewesit, MP.

**12. 24<sup>th</sup> Sitting held on Tuesday, 22<sup>nd</sup> July 2025:**

Proposed by Hon. Akuja Protus Ewesit, MP, and seconded by Hon. Mary Maingi, MP.

**13. 25<sup>th</sup> Sitting held on Thursday, 31<sup>st</sup> July 2025:**

Proposed by Hon. Gisairo Clive Ombane, MP, and seconded by Hon. Mary Maingi, MP.

**MIN NO. NA/DAA&GPC/NG-CDF/2025/149      MATTERS ARISING FROM PREVIOUS  
MINUTES**

There were no matters arising from previous the minutes.

The Chairperson informed Members that the meetings with Fund Account Managers (FAMs) from the Nairobi and North Eastern regions are scheduled to take place from 7th to 10th August in Machakos and from 14th to 17th August in Mombasa, respectively.

**MIN NO. NA/DAA&GPC/NG-CDF/2025/151**

**ADOPTION OF THE REPORT  
OF THE PROPOSED BUDGET  
CEILING FOR EACH  
CONSTITUENCY FOR THE  
FINANCIAL YEAR 2025/2026**

**Committee Observation**

Having reviewed the budget ceiling for the constituencies for the Financial Year 2025/2026, the Committee observed that the allocations to the Fund and the proposed budget ceiling for the constituencies were in compliance with the National Government Constituencies Development Fund Act, Cap. 414A.

**Committee Resolution**

The report on the proposed budget ceiling for each Constituency was adopted having been proposed and seconded by Hon. Gisairo Clive Ombane, MP, and seconded by Hon. Mary Maingi, MP respectively.

**MIN NO. NA/DAA&GPC/NG-CDF/2025/152**

**ADOPTION OF THE REPORT  
TO THE NATIONAL  
GOVERNMENT  
CONSTITUENCIES  
DEVELOPMENT FUND  
COMMITTEE FOR FIVE (5)  
CONSTITUENCIES**

**Committee Observation**

Having considered the list of nominees for the National Government Constituencies Development Fund Committee for the five (5) Constituencies, the Committee observed that, the list conforms to

section 43 (1) and (2) of the National Government Constituencies Development Fund (NG-CDF) Act, Cap. 414A.

**Committee Resolution**

The report on the proposed list of nominees was adopted having been proposed and seconded by Hon. Hon. Mary Maingi, MP, and seconded by Hon. Gisairo Clive Ombane, MP respectively.

**MIN NO. NA/DAAOSC/NG-CDF/2025/153**

**ANY OTHER BUSINESS**

There was no other business.

**MIN NO. NA/DAAOSC/NG-CDF/2025/154**

**ADJOURNMENT**

There being no other business, the meeting was adjourned at 1:53 p.m. The next meeting will be held on notice.

**SIGNED**.....

  
**HON. MUSA CHERUTICH SIRMA, EGH, MP**  
**CHAIRPERSON**

**DATE**.....

5/8/2025



National Government Constituencies Development Fund Board  
 Harambee Cooperative Plaza, 5<sup>th</sup> Floor  
 Junction of Haile Selassie Avenue & Uhuru Highway  
 P.O Box 46682-00100  
 Nairobi, Kenya  
 Tel: 020-2230019, 2230027, 2230032 | Cell: 0709894000  
 Email: [info@ngcdf.go.ke](mailto:info@ngcdf.go.ke) | Website: [www.ngcdf.go.ke](http://www.ngcdf.go.ke)

NG-CDF BOARD

NG-CDFB/CEO/NASC/VOL.I (16)

25<sup>th</sup> July 2025

Mr. Samuel Njoroge, CBS  
 Clerk of the National Assembly  
 P.O Box 41482-00100  
 NAIROBI

*Handwritten notes:*  
 2/3/25  
 TO COME tabung and referred to Committee on PAREDK  
 3/2 For talking referral NG-CDF Comm 31/  
 30.7.25

Dear Sir

RE: PROPOSED BUDGET CEILING FOR EACH CONSTITUENCY FOR THE 2025/2026 FINANCIAL YEAR

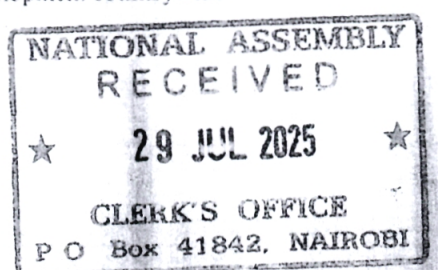
The National Government Constituencies Development Fund (NG-CDF) is established under Section 4(1) of the NG-CDF Act, 2015 as amended in 2023, as a National Fund consisting of monies of an amount not less than 2.5% (two and half per centum) of all National Government's share of revenue as divided by the annual Division of Revenue Act enacted pursuant to Article 218 of the Constitution; and additionally comprises any monies accruing to or received by the Board from any other source.

As per 2025/2026 Budget Estimates, the National Government Constituencies Development Fund was allocated **KSh.58,797,728,147**. This was confirmed by the State Department for Economic Planning vide its Letter to the Chief Executive Officer of the NG-CDF Board *Ref. No. TNTEP/SDEP/3/53 (46) dated 8<sup>th</sup> July 2025.*

Section 34 on the other hand states that:

- (1) "The budget ceiling for each constituency shall be-
  - a) three quarters of the amount specified in section 4(1) divided equally among all constituencies;

Vision: Equitable socio-economic development countrywide



*b) an amount equal to a quarter of the amount specified in section 4(1) divided among all constituencies taking into account the number of wards in each constituency;*

*(ba) An amount that ensures that the total allocation to a constituency is not less than the amount allocated to the constituency in the preceding financial year; and*

*c) subject to the provisions of section 8(1) and 23(1)".*

*(2)The Chairperson of the National Assembly Committee shall table in the National Assembly a schedule showing the ceiling for each constituency, which shall be determined in accordance with subsection (1)*

Section 8(1) on Emergency Reserve states:

*"A portion of the Fund equivalent to five percent (referred to as "Emergency Reserve") shall remain unallocated and shall be available for emergencies that may occur within the constituency"*

Section 23(1) states that:

*"The expenditure for running the Board and related purposes shall be set aside at the beginning of the financial year and not more than five (5) percent of the total allocation to the Fund in the financial year may be used for this purpose, the annual budget of which shall be approved by the Cabinet Secretary with the concurrence of the National Assembly Committee".*

Pursuant to the above, the Board has finalised determination of the budget ceiling for each constituency. The same is herewith forwarded for approval by National Assembly Select Committee on NG-CDF and tabling to the National Assembly.

The purpose of this letter therefore is to forward the proposed budget ceilings as determined by the Board for approval by the National Assembly Select Committee on NG-CDF and tabling to the National Assembly pursuant to Section 34(2) as read together with Section 6 of NG-CDF Act 2015 as amended in 2023.

We further request that you inform the Board once the budget ceilings have been approved by the Committee and tabled to the National Assembly to enable us request constituencies to commence the process of submission of project proposals for 2025/2026 financial year for the Board's approval.

Yours *faithfully*

*Yusuf Mbuno*  
Chief Executive Officer  
National Government Constituencies  
Development Fund Board  
Box 46682 - 00100, Nairobi

**YUSUF MBUNO**  
**CHIEF EXECUTIVE OFFICER**

Encls.

Copy to:

**Dr. Bonface B. Makokha** ✓  
Principal Secretary  
State Department for Economic Planning  
The National Treasury  
P.O Box 30005-00100  
**Nairobi**

**Hon. John Olago Aluoch (CBS)**  
Chairman  
Board of Directors - NG-CDF  
**Nairobi**

---

Vision: Equitable socio-economic development countrywide



ISO 9001:2015 Certified

**Annex: Budget Ceiling Schedule per Constituency**

IEBC Code No	County (A)	Constituency (B)	No of Wards (C)	Amount based on Equal Allocation (Ksh) (D)	Amount based on No. of wards (Ksh) (E)	A-I-A (Ksh) (F)	Total Amount Available to each Constituency (Kshs) (G=D+E+F)	Emergency Reserve (Ksh) (H)	Amount available for projects (I=G-H) (Ksh)	Grand Total (Ksh) (J)
1	Mombasa	Changamwe	5	144,459,936	48,153,312		192,613,248	10,137,539	182,475,709	192,613,248
2	Mombasa	Jomvu	3	144,459,936	28,891,987		173,351,923	9,123,785	164,228,138	173,351,923
3	Mombasa	Kisauni	7	144,459,936	67,414,637		211,874,573	11,151,293	200,723,280	211,874,573
4	Mombasa	Nyali	5	144,459,936	48,153,312		192,613,248	10,137,539	182,475,709	192,613,248
5	Mombasa	Likoni	5	144,459,936	48,153,312		192,613,248	10,137,539	182,475,709	192,613,248
6	Mombasa	Mvita	5	144,459,936	48,153,312		192,613,248	10,137,539	182,475,709	192,613,248
7	Kwale	Msambweni	4	144,459,936	38,522,649		182,982,585	9,630,662	173,351,923	182,982,585
8	Kwale	Lunga Lunga	4	144,459,936	38,522,649		182,982,585	9,630,662	173,351,923	182,982,585
9	Kwale	Matuga	5	144,459,936	48,153,312		192,613,248	10,137,539	182,475,709	192,613,248
10	Kwale	Kinango	7	144,459,936	67,414,637		211,874,573	11,151,293	200,723,280	211,874,573
11	Kilifi	Kilifi North	7	144,459,936	67,414,637		211,874,573	11,151,293	200,723,280	211,874,573
12	Kilifi	Kilifi South	5	144,459,936	48,153,312		192,613,248	10,137,539	182,475,709	192,613,248
13	Kilifi	Kaloleni	4	144,459,936	38,522,649	104,000	183,086,585	9,630,662	173,455,923	183,086,585
14	Kilifi	Rabai	4	144,459,936	38,522,649		182,982,585	9,630,662	173,351,923	182,982,585
15	Kilifi	Ganze	4	144,459,936	38,522,649		182,982,585	9,630,662	173,351,923	182,982,585
16	Kilifi	Malindi	5	144,459,936	48,153,312		192,613,248	10,137,539	182,475,709	192,613,248
17	Kilifi	Magarini	6	144,459,936	57,783,974		202,243,910	10,644,416	191,599,494	202,243,910
18	Tana River	Garsen	6	144,459,936	57,783,974		202,243,910	10,644,416	191,599,494	202,243,910
19	Tana River	Galole	4	144,459,936	38,522,649		182,982,585	9,630,662	173,351,923	182,982,585
20	Tana River	Bura	5	144,459,936	48,153,312		192,613,248	10,137,539	182,475,709	192,613,248
21	Lamu	Lamu East	3	144,459,936	28,891,987		173,351,923	9,123,785	164,228,138	173,351,923
22	Lamu	Lamu West	7	144,459,936	67,414,637		211,874,573	11,151,293	200,723,280	211,874,573

IEBC Code No	County (A)	Constituency (B)	No of Wards (C)	Amount based on Equal Allocation (Ksh) (D)	Amount based on No. of wards (Ksh) (E)	A-I-A (Ksh) (F)	Total Amount Available to each Constituency (Kshs) (G=D+E+F)	Emergency Reserve (Ksh) (H)	Amount available for projects to (Ksh) (I=G-H)	Grand Total (Ksh) (J)
23	Taita Taveta	Taveta	5	144,459,936	48,153,312		192,613,248	10,137,539	182,475,709	192,613,248
24	Taita Taveta	Wundanyi	4	144,459,936	38,522,649		182,982,585	9,630,662	173,351,923	182,982,585
25	Taita Taveta	Mwatate	5	144,459,936	48,153,312		192,613,248	10,137,539	182,475,709	192,613,248
26	Taita Taveta	Voi	6	144,459,936	57,783,974		202,243,910	10,644,416	191,599,494	202,243,910
27	Garissa	Garissa Township	4	144,459,936	38,522,649		182,982,585	9,630,662	173,351,923	182,982,585
28	Garissa	Balambala	5	144,459,936	48,153,312		192,613,248	10,137,539	182,475,709	192,613,248
29	Garissa	Lagdera	6	144,459,936	57,783,974		202,243,910	10,644,416	191,599,494	202,243,910
30	Garissa	Dadaab	6	144,459,936	57,783,974		202,243,910	10,644,416	191,599,494	202,243,910
31	Garissa	Fafi	5	144,459,936	48,153,312		192,613,248	10,137,539	182,475,709	192,613,248
32	Garissa	Ijara	4	144,459,936	38,522,649		182,982,585	9,630,662	173,351,923	182,982,585
33	Wajir	Wajir North	7	144,459,936	67,414,637		211,874,573	11,151,293	200,723,280	211,874,573
34	Wajir	Wajir East	4	144,459,936	38,522,649		182,982,585	9,630,662	173,351,923	182,982,585
35	Wajir	Tarbaj	4	144,459,936	38,522,649		182,982,585	9,630,662	173,351,923	182,982,585
36	Wajir	Wajir West	4	144,459,936	38,522,649		182,982,585	9,630,662	173,351,923	182,982,585
37	Wajir	Eldas	4	144,459,936	38,522,649		182,982,585	9,630,662	173,351,923	182,982,585
38	Wajir	Wajir South	7	144,459,936	67,414,637		211,874,573	11,151,293	200,723,280	211,874,573
39	Mandera	Mandera West	5	144,459,936	48,153,312		192,613,248	10,137,539	182,475,709	192,613,248

IEBC Code No	County (A)	Constituency (B)	No of Wards (C)	Amount based on Equal Allocation (Ksh) (D)	Amount based on No. of wards (Ksh) (E)	A-I-A (Ksh) (F)	Total Amount Available to each Constituency (Kshs) (G=D+E+F)	Emergency Reserve (Ksh) (H)	Amount available for projects (I=G-H) (Ksh)	Grand Total (Ksh) (J)
40	Mandera	Banissa	5	144,459,936	48,153,312		192,613,248	10,137,539	182,475,709	192,613,248
41	Mandera	Mandera North	5	144,459,936	48,153,312		192,613,248	10,137,539	182,475,709	192,613,248
42	Mandera	Mandera South	5	144,459,936	48,153,312		192,613,248	10,137,539	182,475,709	192,613,248
43	Mandera	Mandera East	5	144,459,936	48,153,312		192,613,248	10,137,539	182,475,709	192,613,248
44	Mandera	Lafey	5	144,459,936	48,153,312		192,613,248	10,137,539	182,475,709	192,613,248
45	Marsabit	Moyale	7	144,459,936	67,414,637		211,874,573	11,151,293	200,723,280	211,874,573
46	Marsabit	North Horr	5	144,459,936	48,153,312		192,613,248	10,137,539	182,475,709	192,613,248
47	Marsabit	Saku	3	144,459,936	28,891,987		173,351,923	9,123,785	164,228,138	173,351,923
48	Marsabit	Laisamis	5	144,459,936	48,153,312		192,613,248	10,137,539	182,475,709	192,613,248
49	Isiolo	Isiolo North	7	144,459,936	67,414,637		211,874,573	11,151,293	200,723,280	211,874,573
50	Isiolo	Isiolo South	3	144,459,936	28,891,987		173,351,923	9,123,785	164,228,138	173,351,923
51	Meru	Igembe South	5	144,459,936	48,153,312		192,613,248	10,137,539	182,475,709	192,613,248
52	Meru	Igembe Central	5	144,459,936	48,153,312		192,613,248	10,137,539	182,475,709	192,613,248
53	Meru	Igembe North	5	144,459,936	48,153,312		192,613,248	10,137,539	182,475,709	192,613,248
54	Meru	Tigania West	5	144,459,936	48,153,312	91,000	192,704,248	10,137,539	182,566,709	192,704,248
55	Meru	Tigania East	5	144,459,936	48,153,312		192,613,248	10,137,539	182,475,709	192,613,248
56	Meru	North Imenti	5	144,459,936	48,153,312		192,613,248	10,137,539	182,475,709	192,613,248

IEBC Code No	County (A)	Constituency (B)	No of Wards (C)	Amount based on Equal Allocation (Ksh) (D)	Amount based on No. of wards (Ksh) (E)	A-I-A (Ksh) (F)	Total Amount Available to each Constituency (Kshs) (G=D+E+F)	Emergency Reserve (Ksh) (H)	Amount available for projects (I=G-H)	Grand Total (Ksh) (J)
57	Meru	Buuri	5	144,459,936	48,153,312		192,613,248	10,137,539	182,475,709	192,613,248
58	Meru	Central Imenti	4	144,459,936	38,522,649	12,000	182,994,585	9,630,662	173,363,923	182,994,585
59	Meru	South Imenti	6	144,459,936	57,783,974	76,000	202,319,910	10,644,416	191,675,494	202,319,910
60	Tharaka-Nithi	Maara	5	144,459,936	48,153,312	61,000	192,674,248	10,137,539	182,536,709	192,674,248
61	Tharaka-Nithi	Chuka/Igamba ng'ombe	5	144,459,936	48,153,312		192,613,248	10,137,539	182,475,709	192,613,248
62	Tharaka-Nithi	Tharaka	5	144,459,936	48,153,312		192,613,248	10,137,539	182,475,709	192,613,248
63	Embu	Manyatta	6	144,459,936	57,783,974		202,243,910	10,644,416	191,599,494	202,243,910
64	Embu	Runyenjes	6	144,459,936	57,783,974		202,243,910	10,644,416	191,599,494	202,243,910
65	Embu	Mbeere South	5	144,459,936	48,153,312		192,613,248	10,137,539	182,475,709	192,613,248
66	Embu	Mbeere North	3	144,459,936	28,891,987		173,351,923	9,123,785	164,228,138	173,351,923
67	Kitui	Mwingi North	5	144,459,936	48,153,312		192,613,248	10,137,539	182,475,709	192,613,248
68	Kitui	Mwingi West	4	144,459,936	38,522,649		182,982,585	9,630,662	173,351,923	182,982,585
69	Kitui	Mwingi Central	6	144,459,936	57,783,974		202,243,910	10,644,416	191,599,494	202,243,910
70	Kitui	Kitui West	4	144,459,936	38,522,649	36,000	183,018,585	9,630,662	173,387,923	183,018,585
71	Kitui	Kitui Rural	4	144,459,936	38,522,649		182,982,585	9,630,662	173,351,923	182,982,585
72	Kitui	Kitui Central	5	144,459,936	48,153,312		192,613,248	10,137,539	182,475,709	192,613,248

IEBC Code No	County (A)	Constituency (B)	No of Wards (C)	Amount based on Equal Allocation (Ksh) (D)	Amount based on No. of wards (Ksh) (E)	A-I-A (Ksh) (F)	Total Amount Available to each Constituency (Ksh) (G=D+E+F)	Emergency Reserve (Ksh) (H)	Amount available for projects (I=G-H) (Ksh)	Grand Total (Ksh) (J)
73	Kitui	Kitui East	6	144,459,936	57,783,974		202,243,910	10,644,416	191,599,494	202,243,910
74	Kitui	Kitui South	6	144,459,936	57,783,974		202,243,910	10,644,416	191,599,494	202,243,910
75	Machakos	Masinga	5	144,459,936	48,153,312		192,613,248	10,137,539	182,475,709	192,613,248
76	Machakos	Yatta	5	144,459,936	48,153,312		192,613,248	10,137,539	182,475,709	192,613,248
77	Machakos	Kangundo	4	144,459,936	38,522,649		182,982,585	9,630,662	173,351,923	182,982,585
78	Machakos	Matungulu	5	144,459,936	48,153,312	16,000	192,629,248	10,137,539	182,491,709	192,629,248
79	Machakos	Kathiani	4	144,459,936	38,522,649	50,000	183,032,585	9,630,662	173,401,923	183,032,585
80	Machakos	Mavoko	4	144,459,936	38,522,649		182,982,585	9,630,662	173,351,923	182,982,585
81	Machakos	Machakos Town	7	144,459,936	67,414,637	189,000	212,063,573	11,151,293	200,912,280	212,063,573
82	Machakos	Mwala	6	144,459,936	57,783,974		202,243,910	10,644,416	191,599,494	202,243,910
83	Makueni	Mbooni	6	144,459,936	57,783,974		202,243,910	10,644,416	191,599,494	202,243,910
84	Makueni	Kilome	3	144,459,936	28,891,987	34,000	173,385,923	9,123,785	164,262,138	173,385,923
85	Makueni	Kaiti	4	144,459,936	38,522,649		182,982,585	9,630,662	173,351,923	182,982,585
86	Makueni	Makueni	7	144,459,936	67,414,637		211,874,573	11,151,293	200,723,280	211,874,573
87	Makueni	Kibwezi West	6	144,459,936	57,783,974		202,243,910	10,644,416	191,599,494	202,243,910
88	Makueni	Kibwezi East	4	144,459,936	38,522,649		182,982,585	9,630,662	173,351,923	182,982,585
89	Nyandarua	Kinangop	8	144,459,936	77,045,299		221,505,235	11,658,170	209,847,065	221,505,235

IEBC Code No	County (A)	Constituency (B)	No of Wards (C)	Amount based on Equal Allocation (Ksh) (D)	Amount based on No. of wards (Ksh) (E)	A-I-A (Ksh) (F)	Total Amount Available to each Constituency (Kshs) (G=D+E+F)	Emergency Reserve (Ksh) (H)	Amount available for projects (I=G-H)	Grand Total (Ksh) (J)
90	Nyandarua	Kipipiri	4	144,459,936	38,522,649		182,982,585	9,630,662	173,351,923	182,982,585
91	Nyandarua	OI Kalou	5	144,459,936	48,153,312		192,613,248	10,137,539	182,475,709	192,613,248
92	Nyandarua	OI Joro Orok	4	144,459,936	38,522,649		182,982,585	9,630,662	173,351,923	182,982,585
93	Nyandarua	Ndaragwa	4	144,459,936	38,522,649		182,982,585	9,630,662	173,351,923	182,982,585
94	Nyeri	Tetu	3	144,459,936	28,891,987		173,351,923	9,123,785	164,228,138	173,351,923
95	Nyeri	Kieni	8	144,459,936	77,045,299		221,505,235	11,658,170	209,847,065	221,505,235
96	Nyeri	Mathira	6	144,459,936	57,783,974		202,243,910	10,644,416	191,599,494	202,243,910
97	Nyeri	Othaya	4	144,459,936	38,522,649		182,982,585	9,630,662	173,351,923	182,982,585
98	Nyeri	Mukurweini	4	144,459,936	38,522,649		182,982,585	9,630,662	173,351,923	182,982,585
99	Nyeri	Nyeri Town	5	144,459,936	48,153,312		192,613,248	10,137,539	182,475,709	192,613,248
100	Kirinyaga	Mwea	8	144,459,936	77,045,299		221,505,235	11,658,170	209,847,065	221,505,235
101	Kirinyaga	Gichugu	5	144,459,936	48,153,312		192,613,248	10,137,539	182,475,709	192,613,248
102	Kirinyaga	Ndia	3	144,459,936	28,891,987		173,351,923	9,123,785	164,228,138	173,351,923
103	Kirinyaga	Kirinyaga Central	4	144,459,936	38,522,649	4,000	182,986,585	9,630,662	173,355,923	182,986,585
104	Murang'a	Kangema	3	144,459,936	28,891,987		173,351,923	9,123,785	164,228,138	173,351,923
105	Murang'a	Mathioya	3	144,459,936	28,891,987		173,351,923	9,123,785	164,228,138	173,351,923
106	Murang'a	Kiharu	6	144,459,936	57,783,974		202,243,910	10,644,416	191,599,494	202,243,910

IEBC Code No	County (A)	Constituency (B)	No of Wards (C)	Amount based on Equal Allocation (Ksh) (D)	Amount based on No. of wards (Ksh) (E)	A-I-A (Ksh) (F)	Total Amount Available to each Constituency (Kshs) (G=D+E+F)	Emergency Reserve (Ksh) (H)	Amount available for allocation to projects (I=G-H) (Ksh)	Grand Total (Ksh) (J)
107	Murang'a	Kigumo	5	144,459,936	48,153,312		192,613,248	10,137,539	182,475,709	192,613,248
108	Murang'a	Maragwa	6	144,459,936	57,783,974		202,243,910	10,644,416	191,599,494	202,243,910
109	Murang'a	Kandara	6	144,459,936	57,783,974		202,243,910	10,644,416	191,599,494	202,243,910
110	Murang'a	Gatanga	6	144,459,936	57,783,974		202,243,910	10,644,416	191,599,494	202,243,910
111	Kiambu	Gatundu South	4	144,459,936	38,522,649		182,982,585	9,630,662	173,351,923	182,982,585
112	Kiambu	Gatundu North	4	144,459,936	38,522,649		182,982,585	9,630,662	173,351,923	182,982,585
113	Kiambu	Juja	5	144,459,936	48,153,312		192,613,248	10,137,539	182,475,709	192,613,248
114	Kiambu	Thika Town	5	144,459,936	48,153,312		192,613,248	10,137,539	182,475,709	192,613,248
115	Kiambu	Ruiru	8	144,459,936	77,045,299		221,505,235	11,658,170	209,847,065	221,505,235
116	Kiambu	Githunguri	5	144,459,936	48,153,312		192,613,248	10,137,539	182,475,709	192,613,248
117	Kiambu	Kiambu	4	144,459,936	38,522,649		182,982,585	9,630,662	173,351,923	182,982,585
118	Kiambu	Kiambaa	5	144,459,936	48,153,312		192,613,248	10,137,539	182,475,709	192,613,248
119	Kiambu	Kabete	5	144,459,936	48,153,312		192,613,248	10,137,539	182,475,709	192,613,248
120	Kiambu	Kikuyu	5	144,459,936	48,153,312		192,613,248	10,137,539	182,475,709	192,613,248
121	Kiambu	Limuru	5	144,459,936	48,153,312		192,613,248	10,137,539	182,475,709	192,613,248
122	Kiambu	Lari	5	144,459,936	48,153,312		192,613,248	10,137,539	182,475,709	192,613,248
123	Turkana	Turkana North	6	144,459,936	57,783,974		202,243,910	10,644,416	191,599,494	202,243,910

IEBC Code No	County (A)	Constituency (B)	No of Wards (C)	Amount based on Equal Allocation (Ksh) (D)	Amount based on No. of wards (Ksh) (E)	A-I-A (Ksh) (F)	Total Amount Available to each Constituency (Kshs) (G=D+E+F)	Emergency Reserve (Ksh) (H)	Amount available for projects (I=G-H) (Ksh)	Grand Total (Ksh) (J)
124	Turkana	Turkana West	7	144,459,936	67,414,637		211,874,573	11,151,293	200,723,280	211,874,573
125	Turkana	Turkana Central	5	144,459,936	48,153,312		192,613,248	10,137,539	182,475,709	192,613,248
126	Turkana	Loima	4	144,459,936	38,522,649		182,982,585	9,630,662	173,351,923	182,982,585
127	Turkana	Turkana South	5	144,459,936	48,153,312		192,613,248	10,137,539	182,475,709	192,613,248
128	Turkana	Turkana East	3	144,459,936	28,891,987		173,351,923	9,123,785	164,228,138	173,351,923
129	West Pokot	Kapenguria	6	144,459,936	57,783,974		202,243,910	10,644,416	191,599,494	202,243,910
130	West Pokot	Sigor	4	144,459,936	38,522,649		182,982,585	9,630,662	173,351,923	182,982,585
131	West Pokot	Kacheliba	6	144,459,936	57,783,974		202,243,910	10,644,416	191,599,494	202,243,910
132	West Pokot	Pokot South	4	144,459,936	38,522,649		182,982,585	9,630,662	173,351,923	182,982,585
133	Samburu	Samburu West	5	144,459,936	48,153,312		192,613,248	10,137,539	182,475,709	192,613,248
134	Samburu	Samburu North	6	144,459,936	57,783,974		202,243,910	10,644,416	191,599,494	202,243,910
135	Samburu	Samburu East	4	144,459,936	38,522,649		182,982,585	9,630,662	173,351,923	182,982,585
136	Trans Nzoia	Kwanza	4	144,459,936	38,522,649		182,982,585	9,630,662	173,351,923	182,982,585
137	Trans Nzoia	Endebess	3	144,459,936	28,891,987		173,351,923	9,123,785	164,228,138	173,351,923
138	Trans Nzoia	Saboti	5	144,459,936	48,153,312		192,613,248	10,137,539	182,475,709	192,613,248
139	Trans Nzoia	Kiminini	6	144,459,936	57,783,974		202,243,910	10,644,416	191,599,494	202,243,910
140	Trans Nzoia	Cherangany	7	144,459,936	67,414,637		211,874,573	11,151,293	200,723,280	211,874,573

IEBC Code No	County (A)	Constituency (B)	No of Wards (C)	Amount based on Equal Allocation (Ksh) (D)	Amount based on No. of wards (Ksh) (E)	A-I-A (Ksh) (F)	Total Amount Available to each Constituency (Ksh) (G=D+E+F)	Emergency Reserve (Ksh) (H)	Amount available for projects (I=G-H)	Grand Total (Ksh) (J)
141	Uasin Gishu	Soy	7	144,459,936	67,414,637		211,874,573	11,151,293	200,723,280	211,874,573
142	Uasin Gishu	Turbo	6	144,459,936	57,783,974		202,243,910	10,644,416	191,599,494	202,243,910
143	Uasin Gishu	Moiben	5	144,459,936	48,153,312		192,613,248	10,137,539	182,475,709	192,613,248
144	Uasin Gishu	Ainabkoi	3	144,459,936	28,891,987		173,351,923	9,123,785	164,228,138	173,351,923
145	Uasin Gishu	Kapseret	5	144,459,936	48,153,312		192,613,248	10,137,539	182,475,709	192,613,248
146	Uasin Gishu	Kesses	4	144,459,936	38,522,649		182,982,585	9,630,662	173,351,923	182,982,585
147	Elgeyo-Marakwet	Marakwet East	4	144,459,936	38,522,649		182,982,585	9,630,662	173,351,923	182,982,585
148	Elgeyo-Marakwet	Marakwet West	6	144,459,936	57,783,974		202,243,910	10,644,416	191,599,494	202,243,910
149	Elgeyo-Marakwet	Keiyo North	4	144,459,936	38,522,649		182,982,585	9,630,662	173,351,923	182,982,585
150	Elgeyo-Marakwet	Keiyo South	6	144,459,936	57,783,974		202,243,910	10,644,416	191,599,494	202,243,910
151	Nandi	Tinderet	4	144,459,936	38,522,649		182,982,585	9,630,662	173,351,923	182,982,585
152	Nandi	Aldai	6	144,459,936	57,783,974		202,243,910	10,644,416	191,599,494	202,243,910
153	Nandi	Nandi Hills	4	144,459,936	38,522,649		182,982,585	9,630,662	173,351,923	182,982,585
154	Nandi	Chesumei	5	144,459,936	48,153,312		192,613,248	10,137,539	182,475,709	192,613,248
155	Nandi	Emgwen	4	144,459,936	38,522,649		182,982,585	9,630,662	173,351,923	182,982,585
156	Nandi	Mosop	7	144,459,936	67,414,637		211,874,573	11,151,293	200,723,280	211,874,573
157	Baringo	Tiaty	7	144,459,936	67,414,637		211,874,573	11,151,293	200,723,280	211,874,573

IEBC Code No	County (A)	Constituency (B)	No of Wards (C)	Amount based on Equal Allocation (Ksh) (D)	Amount based on No. of wards (Ksh) (E)	A-I-A (Ksh) (F)	Total Amount Available to each Constituency (Kshs) (G=D+E+F)	Emergency Reserve (Ksh) (H)	Amount available for projects (I=G-H) (Ksh)	Grand Total (Ksh) (J)
158	Baringo	Baringo North	5	144,459,936	48,153,312		192,613,248	10,137,539	182,475,709	192,613,248
159	Baringo	Baringo Central	5	144,459,936	48,153,312	51,000	192,664,248	10,137,539	182,526,709	192,664,248
160	Baringo	Baringo South	4	144,459,936	38,522,649		182,982,585	9,630,662	173,351,923	182,982,585
161	Baringo	Mogotio	3	144,459,936	28,891,987		173,351,923	9,123,785	164,228,138	173,351,923
162	Baringo	Eldama Ravine	6	144,459,936	57,783,974		202,243,910	10,644,416	191,599,494	202,243,910
163	Laikipia	Laikipia West	6	144,459,936	57,783,974		202,243,910	10,644,416	191,599,494	202,243,910
164	Laikipia	Laikipia East	5	144,459,936	48,153,312		192,613,248	10,137,539	182,475,709	192,613,248
165	Laikipia	Laikipia North	4	144,459,936	38,522,649		182,982,585	9,630,662	173,351,923	182,982,585
166	Nakuru	Molo	4	144,459,936	38,522,649		182,982,585	9,630,662	173,351,923	182,982,585
167	Nakuru	Njoro	6	144,459,936	57,783,974		202,243,910	10,644,416	191,599,494	202,243,910
168	Nakuru	Naivasha	8	144,459,936	77,045,299		221,505,235	11,658,170	209,847,065	221,505,235
169	Nakuru	Gilgil	5	144,459,936	48,153,312		192,613,248	10,137,539	182,475,709	192,613,248
170	Nakuru	Kuresoi South	4	144,459,936	38,522,649		182,982,585	9,630,662	173,351,923	182,982,585
171	Nakuru	Kuresoi North	4	144,459,936	38,522,649		182,982,585	9,630,662	173,351,923	182,982,585
172	Nakuru	Subukia	3	144,459,936	28,891,987		173,351,923	9,123,785	164,228,138	173,351,923
173	Nakuru	Rongai	5	144,459,936	48,153,312		192,613,248	10,137,539	182,475,709	192,613,248
174	Nakuru	Bahati	5	144,459,936	48,153,312		192,613,248	10,137,539	182,475,709	192,613,248

IEBC Code No	County (A)	Constituency (B)	No of Wards (C)	Amount based on Equal Allocation (Ksh) (D)	Amount based on No. of wards (Ksh) (E)	A-I-A (Ksh) (F)	Total Amount Available to each Constituency (Ksh) (G=D+E+F)	Emergency Reserve (Ksh) (H)	Amount available for projects (I=G-H) (Ksh)	Grand Total (Ksh) (J)
175	Nakuru	Nakuru Town West	6	144,459,936	57,783,974		202,243,910	10,644,416	191,599,494	202,243,910
176	Nakuru	Nakuru Town East	5	144,459,936	48,153,312		192,613,248	10,137,539	182,475,709	192,613,248
177	Narok	Kilgoris	6	144,459,936	57,783,974		202,243,910	10,644,416	191,599,494	202,243,910
178	Narok	Emuria Dikirr	4	144,459,936	38,522,649		182,982,585	9,630,662	173,351,923	182,982,585
179	Narok	Narok North	6	144,459,936	57,783,974		202,243,910	10,644,416	191,599,494	202,243,910
180	Narok	Narok East	4	144,459,936	38,522,649		182,982,585	9,630,662	173,351,923	182,982,585
181	Narok	Narok South	6	144,459,936	57,783,974		202,243,910	10,644,416	191,599,494	202,243,910
182	Narok	Narok West	4	144,459,936	38,522,649		182,982,585	9,630,662	173,351,923	182,982,585
183	Kajiado	Kajiado North	5	144,459,936	48,153,312		192,613,248	10,137,539	182,475,709	192,613,248
184	Kajiado	Kajiado Central	5	144,459,936	48,153,312		192,613,248	10,137,539	182,475,709	192,613,248
185	Kajiado	Kajiado East	5	144,459,936	48,153,312		192,613,248	10,137,539	182,475,709	192,613,248
186	Kajiado	Kajiado West	5	144,459,936	48,153,312		192,613,248	10,137,539	182,475,709	192,613,248
187	Kajiado	Kajiado South	5	144,459,936	48,153,312		192,613,248	10,137,539	182,475,709	192,613,248
188	Kericho	Kipkelion East	4	144,459,936	38,522,649		182,982,585	9,630,662	173,351,923	182,982,585
189	Kericho	Kipkelion West	4	144,459,936	38,522,649		182,982,585	9,630,662	173,351,923	182,982,585
190	Kericho	Ainamoi	6	144,459,936	57,783,974		202,243,910	10,644,416	191,599,494	202,243,910
191	Kericho	Bureti	7	144,459,936	67,414,637		211,874,573	11,151,293	200,723,280	211,874,573

IEBC Code No	County (A)	Constituency (B)	No of Wards (C)	Amount based on Equal Allocation (Ksh) (D)	Amount based on No. of wards (Ksh) (E)	A-I-A (Ksh) (F)	Total Amount Available to each Constituency (Kshs) (G=D+E+F)	Emergency Reserve (Ksh) (H)	Amount available for projects (I=G-H) (Ksh)	Grand Total (Ksh) (J)
192	Kericho	Belgut	5	144,459,936	48,153,312		192,613,248	10,137,539	182,475,709	192,613,248
193	Kericho	Sigowet/Soin	4	144,459,936	38,522,649		182,982,585	9,630,662	173,351,923	182,982,585
194	Bomet	Sotik	5	144,459,936	48,153,312		192,613,248	10,137,539	182,475,709	192,613,248
195	Bomet	Chepalungu	5	144,459,936	48,153,312		192,613,248	10,137,539	182,475,709	192,613,248
196	Bomet	Bomet East	5	144,459,936	48,153,312		192,613,248	10,137,539	182,475,709	192,613,248
197	Bomet	Bomet Central	5	144,459,936	48,153,312		192,613,248	10,137,539	182,475,709	192,613,248
198	Bomet	Konoin	5	144,459,936	48,153,312		192,613,248	10,137,539	182,475,709	192,613,248
199	Kakamega	Lugari	6	144,459,936	57,783,974		202,243,910	10,644,416	191,599,494	202,243,910
200	Kakamega	Likuyani	5	144,459,936	48,153,312		192,613,248	10,137,539	182,475,709	192,613,248
201	Kakamega	Malava	7	144,459,936	67,414,637		211,874,573	11,151,293	200,723,280	211,874,573
202	Kakamega	Lurambi	6	144,459,936	57,783,974		202,243,910	10,644,416	191,599,494	202,243,910
203	Kakamega	Navakholo	5	144,459,936	48,153,312		192,613,248	10,137,539	182,475,709	192,613,248
204	Kakamega	Mumias West	4	144,459,936	38,522,649		182,982,585	9,630,662	173,351,923	182,982,585
205	Kakamega	Mumias East	3	144,459,936	28,891,987		173,351,923	9,123,785	164,228,138	173,351,923
206	Kakamega	Matungu	5	144,459,936	48,153,312		192,613,248	10,137,539	182,475,709	192,613,248
207	Kakamega	Butere	5	144,459,936	48,153,312		192,613,248	10,137,539	182,475,709	192,613,248
208	Kakamega	Khwisero	4	144,459,936	38,522,649		182,982,585	9,630,662	173,351,923	182,982,585

IEBC Code No	County (A)	Constituency (B)	No of Wards (C)	Amount based on Equal Allocation (Ksh) (D)	Amount based on No. of wards (Ksh) (E)	A-I-A (Ksh) (F)	Total Amount Available to each Constituency (Ksh) (G=D+E+F)	Emergency Reserve (Ksh) (H)	Amount available for projects (I=G-H)	Grand Total (Ksh) (J)
209	Kakamega	Shinyalu	6	144,459,936	57,783,974		202,243,910	10,644,416	191,599,494	202,243,910
210	Kakamega	Ikolomani	4	144,459,936	38,522,649		182,982,585	9,630,662	173,351,923	182,982,585
211	Vihiga	Vihiga	4	144,459,936	38,522,649		182,982,585	9,630,662	173,351,923	182,982,585
212	Vihiga	Sabatia	6	144,459,936	57,783,974		202,243,910	10,644,416	191,599,494	202,243,910
213	Vihiga	Hamisi	7	144,459,936	67,414,637		211,874,573	11,151,293	200,723,280	211,874,573
214	Vihiga	Luanda	5	144,459,936	48,153,312		192,613,248	10,137,539	182,475,709	192,613,248
215	Vihiga	Emuhaya	3	144,459,936	28,891,987		173,351,923	9,123,785	164,228,138	173,351,923
216	Bungoma	Mt. Elgon	6	144,459,936	57,783,974		202,243,910	10,644,416	191,599,494	202,243,910
217	Bungoma	Sirisia	3	144,459,936	28,891,987		173,351,923	9,123,785	164,228,138	173,351,923
218	Bungoma	Kabuchai	4	144,459,936	38,522,649		182,982,585	9,630,662	173,351,923	182,982,585
219	Bungoma	Bumula	7	144,459,936	67,414,637		211,874,573	11,151,293	200,723,280	211,874,573
220	Bungoma	Kanduyi	8	144,459,936	77,045,299		221,505,235	11,658,170	209,847,065	221,505,235
221	Bungoma	Webuye East	3	144,459,936	28,891,987		173,351,923	9,123,785	164,228,138	173,351,923
222	Bungoma	Webuye West	4	144,459,936	38,522,649		182,982,585	9,630,662	173,351,923	182,982,585
223	Bungoma	Kimilili	4	144,459,936	38,522,649		182,982,585	9,630,662	173,351,923	182,982,585
224	Bungoma	Tongaren	6	144,459,936	57,783,974		202,243,910	10,644,416	191,599,494	202,243,910
225	Busia	Teso North	6	144,459,936	57,783,974		202,243,910	10,644,416	191,599,494	202,243,910

IEBC Code No	County (A)	Constituency (B)	No of Wards (C)	Amount based on Equal Allocation (Ksh) (D)	Amount based on No. of wards (Ksh) (E)	A-I-A (Ksh) (F)	Total Amount Available to each Constituency (Kshs) (G=D+E+F)	Emergency Reserve (Ksh) (H)	Amount available for projects (I=G-H)	Grand Total (Ksh) (J)
226	Busia	Teso South	6	144,459,936	57,783,974		202,243,910	10,644,416	191,599,494	202,243,910
227	Busia	Nambale	4	144,459,936	38,522,649		182,982,585	9,630,662	173,351,923	182,982,585
228	Busia	Matayos	5	144,459,936	48,153,312		192,613,248	10,137,539	182,475,709	192,613,248
229	Busia	Butula	6	144,459,936	57,783,974		202,243,910	10,644,416	191,599,494	202,243,910
230	Busia	Funyula	4	144,459,936	38,522,649		182,982,585	9,630,662	173,351,923	182,982,585
231	Busia	Budalangi	4	144,459,936	38,522,649		182,982,585	9,630,662	173,351,923	182,982,585
232	Siaya	Ugenya	4	144,459,936	38,522,649		182,982,585	9,630,662	173,351,923	182,982,585
233	Siaya	Ugunja	3	144,459,936	28,891,987		173,351,923	9,123,785	164,228,138	173,351,923
234	Siaya	Alego Usonga	6	144,459,936	57,783,974		202,243,910	10,644,416	191,599,494	202,243,910
235	Siaya	Gem	6	144,459,936	57,783,974		202,243,910	10,644,416	191,599,494	202,243,910
236	Siaya	Bondo	6	144,459,936	57,783,974		202,243,910	10,644,416	191,599,494	202,243,910
237	Siaya	Rarieda	5	144,459,936	48,153,312		192,613,248	10,137,539	182,475,709	192,613,248
238	Kisumu	Kisumu East	5	144,459,936	48,153,312		192,613,248	10,137,539	182,475,709	192,613,248
239	Kisumu	Kisumu West	5	144,459,936	48,153,312		192,613,248	10,137,539	182,475,709	192,613,248
240	Kisumu	Kisumu Central	6	144,459,936	57,783,974		202,243,910	10,644,416	191,599,494	202,243,910
241	Kisumu	Seme	4	144,459,936	38,522,649		182,982,585	9,630,662	173,351,923	182,982,585
242	Kisumu	Nyando	5	144,459,936	48,153,312		192,613,248	10,137,539	182,475,709	192,613,248

IEBC Code No	County (A)	Constituency (B)	No of Wards (C)	Amount based on Equal Allocation (Ksh) (D)	Amount based on No. of wards (Ksh) (E)	A-I-A (Ksh) (F)	Total Amount Available to each Constituency (Kshs) (G=D+E+F)	Emergency Reserve (Ksh) (H)	Amount available for projects (I=G-H) (Ksh)	Grand Total (Ksh) (J)
243	Kisumu	Muhoroni	5	144,459,936	48,153,312		192,613,248	10,137,539	182,475,709	192,613,248
244	Kisumu	Nyakach	5	144,459,936	48,153,312		192,613,248	10,137,539	182,475,709	192,613,248
245	Homa Bay	Kasipul	5	144,459,936	48,153,312		192,613,248	10,137,539	182,475,709	192,613,248
246	Homa Bay	Kabondo Kasipul	4	144,459,936	38,522,649		182,982,585	9,630,662	173,351,923	182,982,585
247	Homa Bay	Karachuonyo	7	144,459,936	67,414,637		211,874,573	11,151,293	200,723,280	211,874,573
248	Homa Bay	Rangwe	4	144,459,936	38,522,649		182,982,585	9,630,662	173,351,923	182,982,585
249	Homa Bay	Homa Bay Town	4	144,459,936	38,522,649		182,982,585	9,630,662	173,351,923	182,982,585
250	Homa Bay	Ndhiwa	7	144,459,936	67,414,637		211,874,573	11,151,293	200,723,280	211,874,573
251	Homa Bay	Suba North	5	144,459,936	48,153,312		192,613,248	10,137,539	182,475,709	192,613,248
252	Homa Bay	Suba South	4	144,459,936	38,522,649		182,982,585	9,630,662	173,351,923	182,982,585
253	Migori	Rongo	4	144,459,936	38,522,649		182,982,585	9,630,662	173,351,923	182,982,585
254	Migori	Awendo	4	144,459,936	38,522,649		182,982,585	9,630,662	173,351,923	182,982,585
255	Migori	Suna East	4	144,459,936	38,522,649		182,982,585	9,630,662	173,351,923	182,982,585
256	Migori	Suna West	4	144,459,936	38,522,649		182,982,585	9,630,662	173,351,923	182,982,585
257	Migori	Uriri	5	144,459,936	48,153,312		192,613,248	10,137,539	182,475,709	192,613,248
258	Migori	Nyatike	7	144,459,936	67,414,637		211,874,573	11,151,293	200,723,280	211,874,573
259	Migori	Kuria West	7	144,459,936	67,414,637		211,874,573	11,151,293	200,723,280	211,874,573

IEBC Code No	County (A)	Constituency (B)	No of Wards (C)	Amount based on Equal Allocation (Ksh) (D)	Amount based on No. of wards (Ksh) (E)	A-I-A (Ksh) (F)	Total Amount Available to each Constituency (Ksh) (G=D+E+F)	Emergency Reserve (Ksh) (H)	Amount available for projects (I=G-H) (Ksh)	Grand Total (Ksh) (J)
260	Migori	Kuria East	5	144,459,936	48,153,312		192,613,248	10,137,539	182,475,709	192,613,248
261	Kisii	Bonchari	4	144,459,936	38,522,649		182,982,585	9,630,662	173,351,923	182,982,585
262	Kisii	South Mugirango	6	144,459,936	57,783,974		202,243,910	10,644,416	191,599,494	202,243,910
263	Kisii	Bomachoge Borabu	4	144,459,936	38,522,649		182,982,585	9,630,662	173,351,923	182,982,585
264	Kisii	Bobasi	8	144,459,936	77,045,299		221,505,235	11,658,170	209,847,065	221,505,235
265	Kisii	Bomachoge Chache	3	144,459,936	28,891,987		173,351,923	9,123,785	164,228,138	173,351,923
266	Kisii	Nyaribari Masaba	5	144,459,936	48,153,312		192,613,248	10,137,539	182,475,709	192,613,248
267	Kisii	Nyaribari Chache	6	144,459,936	57,783,974		202,243,910	10,644,416	191,599,494	202,243,910
268	Kisii	Kitutu Chache North	4	144,459,936	38,522,649		182,982,585	9,630,662	173,351,923	182,982,585
269	Kisii	Kitutu Chache South	5	144,459,936	48,153,312		192,613,248	10,137,539	182,475,709	192,613,248
270	Nyamira	Kitutu Masaba	6	144,459,936	57,783,974		202,243,910	10,644,416	191,599,494	202,243,910
271	Nyamira	West Mugirango	5	144,459,936	48,153,312		192,613,248	10,137,539	182,475,709	192,613,248
272	Nyamira	North Mugirango	5	144,459,936	48,153,312	10,000	192,623,248	10,137,539	182,485,709	192,623,248
273	Nyamira	Borabu	4	144,459,936	38,522,649		182,982,585	9,630,662	173,351,923	182,982,585
274	Nairobi	Westlands	5	144,459,936	48,153,312		192,613,248	10,137,539	182,475,709	192,613,248
275	Nairobi	Dagoretti North	5	144,459,936	48,153,312		192,613,248	10,137,539	182,475,709	192,613,248
276	Nairobi	Dagoretti South	5	144,459,936	48,153,312		192,613,248	10,137,539	182,475,709	192,613,248

IEBC Code No	County (A)	Constituency (B)	No of Wards (C)	Amount based on Equal Allocation (Ksh) (D)	Amount based on No. of wards (Ksh) (E)	A-I-A (Ksh) (F)	Total Amount Available to each Constituency (Ksh) (G=D+E+F)	Emergency Reserve (Ksh) (H)	Amount available for projects (I=G-H) (Ksh)	Grand Total (Ksh) (J)
277	Nairobi	Langata	5	144,459,936	48,153,312		192,613,248	10,137,539	182,475,709	192,613,248
278	Nairobi	Kibra	5	144,459,936	48,153,312		192,613,248	10,137,539	182,475,709	192,613,248
279	Nairobi	Roysambu	5	144,459,936	48,153,312		192,613,248	10,137,539	182,475,709	192,613,248
280	Nairobi	Kasarani	5	144,459,936	48,153,312		192,613,248	10,137,539	182,475,709	192,613,248
281	Nairobi	Ruaraka	5	144,459,936	48,153,312		192,613,248	10,137,539	182,475,709	192,613,248
282	Nairobi	Embakasi South	5	144,459,936	48,153,312		192,613,248	10,137,539	182,475,709	192,613,248
283	Nairobi	Embakasi North	5	144,459,936	48,153,312		192,613,248	10,137,539	182,475,709	192,613,248
284	Nairobi	Embakasi Central	5	144,459,936	48,153,312		192,613,248	10,137,539	182,475,709	192,613,248
285	Nairobi	Embakasi East	5	144,459,936	48,153,312		192,613,248	10,137,539	182,475,709	192,613,248
286	Nairobi	Embakasi West	4	144,459,936	38,522,649		182,982,585	9,630,662	173,351,923	182,982,585
287	Nairobi	Makadara	4	144,459,936	38,522,649		182,982,585	9,630,662	173,351,923	182,982,585
288	Nairobi	Kamukunji	5	144,459,936	48,153,312		192,613,248	10,137,539	182,475,709	192,613,248
289	Nairobi	Starehe	6	144,459,936	57,783,974		202,243,910	10,644,416	191,599,494	202,243,910
290	Nairobi	Mathare	6	144,459,936	57,783,974		202,243,910	10,644,416	191,599,494	202,243,910
	<b>Totals</b>		<b>1450</b>	<b>41,893,381,440</b>	<b>13,964,460,410</b>	<b>734,000</b>	<b>55,858,575,850</b>	<b>2,939,886,310</b>	<b>52,918,689,540</b>	<b>55,858,575,850</b>