



*Paper land*  
*By the Hon. Jamfack Kamau on Tuesday*



REPUBLIC OF KENYA

# THE NATIONAL TREASURY




**THE CONSOLIDATED NATIONAL GOVERNMENT  
INVESTMENT REPORT FOR THE YEAR 2014/15**

**OCTOBER 2015**

*V.30*

Consolidated Government Investment Report 2014/2015 (Section 89 of PFMA)

**THE CONSOLIDATED  
NATIONAL GOVERNMENT  
INVESTMENT REPORT FOR THE  
YEAR 2014/15**



# Table of Contents

FOREWORD .....	iv
Legal Basis for the Consolidated National Government Investment Report.....	vii
THE CONSOLIDATED NATIONAL GOVERNMENT INVESTMENT REPORT.....	1
Preamble .....	1
Introduction .....	3
Development in the State Corporation Sector in 2014/2015 Financial Year .....	7
I. Financial Performance.....	15
II. National Government Loans and Guarantees to State Corporations.....	16
III. Revenue Receipts to National Government from State Corporations and Government-Linked Corporations .....	18
IV. Assessment of Financial and Non-Financial Performance of State Corporations.....	20
SCHEDULE A .....	21
SCHEDULE B.....	22
SCHEDULE C .....	47
SCHEDULE D.....	57
SCHEDULE E.....	66
SCHEDULE F .....	74

## Table of Figures

Figure 1: GOK grants and subsidies FY 2014/2015 .....	11
Figure 2: Development Grants to State Corporations under Ministries FY 2014/2015 .....	12 & 13
Figure 3: Recurrent Grants to State Corporations under Selected Ministries FY2014/2015.....	14
Figure 4: Total loans to State Corporations in 2014/2015 .....	17
Figure 5: Total Receipts (dividends, surplus payments, loan repayment, interest and directors fees).....	19
Figure 6: Receipts from dividends and surplus payments (Amounts in KShs Millions).....	19

## FOREWORD

Since independence, the State Corporations sector has made immense contribution to the overall socio-economic development of Kenya. In the early years of Kenya's independence, the Government made deliberate efforts to establish state corporations in key sectors of the economy in manufacturing, agriculture, banking, tourism etc. Their contribution to the overall economy can be attested to the transformation of the Kenyan economy and fast economic growth achieved during the first two decades of the Kenya's independence. Structural challenges in the 1990s however, led to weak performance of the State Corporations sector in as far as their contribution to the country's economic production was concerned. Instead they had become a drain to the economy as a result of which the Government initiated the Parastatal Reform strategy. The Parastatal Reform Strategy entailed substantive divestiture and privatization as well as unbundling of the operations of infrastructure state corporations to separate the regulatory functions from commercial operations and create independent regulatory institutions adopted. It is in the realization of the sectors capability in delivering key projects and programs that there has been renewed interest in revamping the State Corporation sector with a view of making them more responsive and efficient in delivery of their core mandate and achievement of vision 2030 targets. In this regard, reforms in the State Corporation sector initiated by H.E. the President in 2013 remains on course.

In order to achieve the ambitious Vision 2030 targets, various State Corporations have adopted strategies to align themselves with this vision and have given themselves certain deliverables that are key to attaining this goal.

The report comprises the following six statements:

- (i) Consolidated Statement of National Government Shareholding/Equity in and Funding of State Corporations and Government-Linked Corporations

- (ii) National Government Shareholding/Equity in State Corporations and Government-Linked Corporations;
- (iii) National Government Grants and Subsidies to State Corporations and Government-Linked Corporations;
- (iv) Loans and Guarantees by National Government to State Corporations and Government-Linked Corporations;
- (v) Statement of Revenue Receipts from State Corporations;
- (vi) Assessment of Financial and Non-Financial Performance of State Corporations.

During 2014/15 Financial Year, the nominal value of Government shareholding in commercial State Corporations and non-redeemable capital in Non-Commercial State Corporations amounted to **Kshs. 15,306 million** compared with **Kshs. 15, 216 million** in 2013/2014 Financial Year


Transfers to State Corporations in form of recurrent and development grants was **Kshs. 278,885 million** in 2014/2015 Financial Year 13 per cent above **Kshs. 255,522 million** in 2013/2014 Financial Year.

On the other hand, the amount of undischarged loans as at 30<sup>th</sup> June 2015 was **Kshs. 361, 065 million** compared with **Kshs. 202,620 million** in a similar period in 2014. The spike in the amount of undischarged loans is attributed to loan disbursement to fund various capital projects in railways, energy and roads. It is to be noted that the Government has not issued new guarantees since 2010 as at 30<sup>th</sup> June 2014.

During the period under review, unaudited financial results shows that State Corporations collectively reported net profits/surplus amounting to **Kshs. 85,148 million** compared with **Kshs. 76,770 million** in 2013/2014 Financial Year.

Total revenue receipts by the National Government from the State Corporations in form of dividends, surpluses remitted to the Exchequer and directors' fees in 2014/2015 Financial Year amounted to **Kshs 17,749 million**. Payments by State Corporations to the National Government in respect direct and guaranteed loan obligations together with interest charges in the period under review stood at **Kshs. 4,011million**. On the other hand, payment made by the National Government on behalf of State Corporations arising out of guaranteed loans was **Kshs 936 million** in 2014/2015 Financial Year compared with **Kshs 1,037 million** in 2013/2014 Financial Year.

While compiling this report, the biggest challenge still remains getting the required information within the set timelines. We would however, like to thank those State corporations that responded timely to our questionnaire. Further, it should be noted that this report is based on **unaudited financial statements** from State Corporations for the year 2014/15 Financial Year.



**HENRY K. ROTICH**  
**Cabinet Secretary/National Treasury**

## Legal Basis for the Consolidated National Government Investment Report

The Consolidated National Government Investment Report is prepared in accordance with Section 89 of the Public Finance Management Act, 2012 which states as follows:

- (1) The Cabinet Secretary responsible for matters relating to public investments shall prepare and submit to the National Assembly, not later than four months after the end of each financial year, a consolidated report summarising the extent of national government involvement or investment in, or funding of, all state corporations and government-linked corporations for that financial year.
- (2) The report under subsection (1) shall include information on-
  - a) the date of incorporation and objects of the corporation;
  - b) the amount of national government shareholding, directly or indirectly, in the state corporation;
  - c) any changes in the shareholding of the state corporation during the financial year;
  - d) the amount of any funding in the form of grants or subsidies provided by the national government to the state corporation or government-linked state corporations, excluding profit-making state corporation, during the financial year;
  - e) the amount of any loans made by the national government to the state corporation, and the amount of any guarantees issued by the national government in respect of the state corporation, during the financial year;
  - f) the cumulative amount of undischarged loans and guarantees in respect of the state corporation;
  - g) the amount of the profit or loss of the state corporation for the financial year;
  - h) the amount of any revenue received by the national government from the state corporation during the financial year, including dividends, interest and proceeds from any divestiture of assets of the state corporation;
  - i) the amount of payments made, or losses incurred, by the national government to meet contingent liabilities as a result of loans or guarantees during the financial year, including payments made in respect of guarantees, loan write-offs or waiver of interest on loans; and
  - j) an assessment of the financial and related non-financial performance of the state corporation for the financial year.
- (3) Once every three years, the Cabinet Secretary responsible for matters relating to public investments shall prepare a report on the assessment of the national government's continued involvement or investment in, or funding of, the state corporation or government linked corporation.
- (4) The Cabinet Secretary responsible for matters relating to public investments shall submit copies of the reports referred to in subsections (2) and (3) to the Cabinet Secretary, the Controller of Budget, the Commission on Revenue Allocation and to the Auditor-General

# THE CONSOLIDATED NATIONAL GOVERNMENT INVESTMENT REPORT

## Preamble

1. Pursuant to Section 89 of the Public Finance Management Act, 2012 the Cabinet Secretary National Treasury is Consolidated National Government Investment Report for financial year 2014/15 is prepared and submitted to the National Assembly by the Cabinet Secretary/National Treasury Public Finance Management Act, 2012. The Report indicates the extent of National Government investment in, or funding of, all state corporations and government-linked corporations for the year. The financial data in this report is obtained from State Corporations directly from their unaudited
2. State Corporations, or parastatals, are legal entities that have been created by Government to undertake specific strategic function that would have otherwise been done by the Government. They are entities incorporated under the Companies Act or an Act of Parliament in which whole or controlling shareholding belongs to the Government. State Corporations are therefore, distinct legal entities that are operationally autonomous from Government and may be partially or even fully, funded by Government or financially independent on account of profits, fees, commissions and other internally-generated funds
3. Government linked corporations are entities where the Government has a minority shareholding of less than 50 per cent which is strictly and not State Corporations.
4. State Corporations are categorized as commercial and non-commercial depending on the legal instrument establishing the corporation. The State Corporation Act Cap 446 is the over-arching governing law on the establishment, fiduciary oversight on management and governance; and financial control of state corporations. However, the Act is currently being reviewed in line with the recommendations of the Presidential task force on State Corporations.
5. Commercial State Corporations comprise of:
  - a) Companies with GoK shareholding, through the Cabinet Secretary to the National Treasury as a body corporate, of more than 50%;
  - b) A body Corporate established to perform a strategic function profitably,
  - c) An entity that generally operates on commercial principals,

- d) Generally self-financing and sustaining except in financing investment for public policy objectives; and
- e) Accountable to all stakeholders and the public through the relevant committee of Parliament.

Among the Commercial State Corporations with “public goods” mandate for which GoK is required to meet the full cost of those activities using budgetary resources approved by Parliament are Kenya Broadcasting Corporation, Kenya Ferry Services Limited and National Cereals Produce Board.

- 6. Non-Commercial State Corporations are expected to operate on a cost recovery basis and largely depend on monies appropriated by Parliament, levies and fees. They include, regulatory agencies and statutory boards; research institutions; institutions of higher learning; and, referral hospitals. Non Commercial State Corporations are funded mainly through the National Budgets in form of grants loans or loans from the Government.
- 7. The report comprises the following six statements:
  - (vii) Consolidated Statement of National Government Shareholding/Equity in and Funding of State Corporations and Government–Linked Corporations
  - (viii) National Government Shareholding/Equity in State Corporations and Government–Linked Corporations;
  - (ix) National Government Grants and Subsidies to State Corporations and Government–Linked Corporations;
  - (x) Loans and Guarantees by National Government to State Corporations and Government–Linked Corporations;
  - (xi) Statement of Revenue Receipts from State Corporations;
  - (xii) Assessment of Financial and Non-Financial Performance of State Corporations.

## Introduction

1. Among the concepts that have been guiding the country in its race to take its citizens towards an industrialized nation, is Vision 2030 aimed at creating a globally competitive and prosperous nation with a high quality of life by the year 2030. The Vision envisages a newly industrialized, middle-income country providing a high quality of life to all its citizens by 2030 in a clean and secure environment.
2. Among the critical organizations driving this growth are the infrastructure State Corporations among them Kenya Electricity Generating Company, Kenya Railways, Kenya Ports Authority (KPA), Kenya Airports Authority, ICT Authority, Kenya Power, National Water and Conservation to mention but a few.
3. During the 2014/2015 Financial Year, the Kenya Electricity Generating Year commissioned the 280 MW geothermal power project at Olkaria. The KenGen also added an additional 21 MW of wind power. In recent years, Kenya Ports Authority (KPA) also has embarked on a massive programme to modernize and expand port facilities. Among others, the organization has already completed and launched Berth No. 19 at a total cost of **Kshs. 6,600 million**. The berth was constructed on reclaimed sea space using material extracted deep from the sea with engineers literally having to push back the sea to create land for the 240 meter long berth. The construction of a second container terminal is ongoing as part of the Mombasa port's continued efforts to expand capacity ahead of demand.
4. In 2014/2015 Financial Year, the Kenya Airports Authority Commissioned Terminal 2. The new terminal with a capacity to handle 2.5 million passengers annually brings the JKIA's capacity to 7.5 million passengers. Terminal 2 that sits on 10,000 square meters has been installed, fitted and is ready for use. The terminal was procured, shipped and installed at a cost of **Ksh. 1,700 million**. Besides Terminal 2, as part of the expansion and modernization of JKIA, KAA is also in the process of constructing Terminal 3 (formerly Greenfield Terminal), with an annual handling capacity of 20 million passengers. Its first phase is expected to be complete by 2018.

5. The construction of Standard Gauge Railway being implemented by Kenya Railways Corporation picked pace in 2014/2015 Financial Year after the finalization of the Financing Agreement with the Exim Bank of China and GOK having met all the conditions precedent to disbursement. As at June 2015, weighted average of completed civil works was approximately 28.5 per cent. The projected date of commercial operations of the railway line is June 2017. During the year, negotiations of commercial contract for the Nairobi - Naivasha extension of SGR were concluded. The extension of the Nairobi- Naivasha line will connect to the proposed Naivasha Industrial Park. Further, feasibility studies and preliminary designs for the Naivasha – Malaba Standard Gauge Railway is ongoing.
6. Kenya National Highways Authority (KeNHA) embarked on upgrading of the 90 km Mwatate – Taveta road, a section of the Voi- Arusha road funded by African Development Bank and Government of Kenya. The **Kshs 7,300 million** project that commenced in July 2014, with an estimated completion date of May 2017, will improve and support economic development programs, deepen economic co-operation, foster regional integration and enhance trans-boundary tourism between Kenya and Tanzania.
7. Under the Ministry of Information Communication Technology, the ICT Authority is implementing the phase two of the National Optic Fibre Backhaul Infrastructure (NOFBI) at a cost of **Kshs. 6,000 million**. Once completed, the NOFBI project is expected to provide Last Mile Fibre Connectivity to all 47 counties.
8. The State Corporations reform agenda remain on course. These reforms aimed at strengthening the State Corporations sector and to provide a foundation for the establishment of a new governance structure for Commercial and Non-commercial State Corporations in line with the Constitution. It is also expected that the reforms will help achieve improved performance of State Corporations in the delivery of their socio- economic mandate in a more cost effective and timely manner.



The Olkaria Geothermal Power Station – 140 MW Geothermal Project



140 MW Geothermal Project launch by H.E. the President



Construction of a typical bridge under SGR - In progress



Locomotive Engine with wagon carriers at a construction site Construction of a typical bridge under SGR



### Road Infrastructure development on course

### Development in the State Corporation Sector in 2014/2015 Financial Year

9. The privatization Commission is implementing the privatization of 26 State Corporations approved by the Cabinet in 2008. So far preparatory work for the privatization of the 26 companies has been completed and is at various stages of implementation.
10. The slow progress in the privatization of some State corporations followed the Government decision to slow down the privatization process of the affected corporations awaiting the conclusion of the Parastatal Reforms. In this category, the affected companies are Agro-Chemical and Food Corporation, Tourist Development Corporation associated companies, Kenya Ports Authority, and state owned banks, Kenya Meat Commission, New KCC, East Africa Portland Cement Company and Numerical Machining Complex.

11. Privatization of public owned sugar companies was approved by Parliament in April 2015. Parliament approval was granted on condition that ancestral land currently held by sugar companies remains under the ownership of the local community and further consultation between the Government, county governments and other key stakeholders. Consultation among the stakeholders is ongoing and it is expected to be completed by the end of 2015/2016 Financial Year.
12. During the 2013/2014 Financial Year, the Ministry of Transport and Infrastructure initiated the process of amending the Roads Act, 2006. These reforms are aimed at aligning the development and management of roads with the Constitution. It is recommended in the draft Bill that the functions currently being undertaken by Kenya Urban Roads Authority be devolved to the counties. The Kenya National Highways Authority and Kenya Rural Roads Authority will continue to construct, manage and maintain the National Highways and Rural Roads respectively. The Bill has since been tabled in Parliament.



Drilling rigs at Olkaria Steam Field



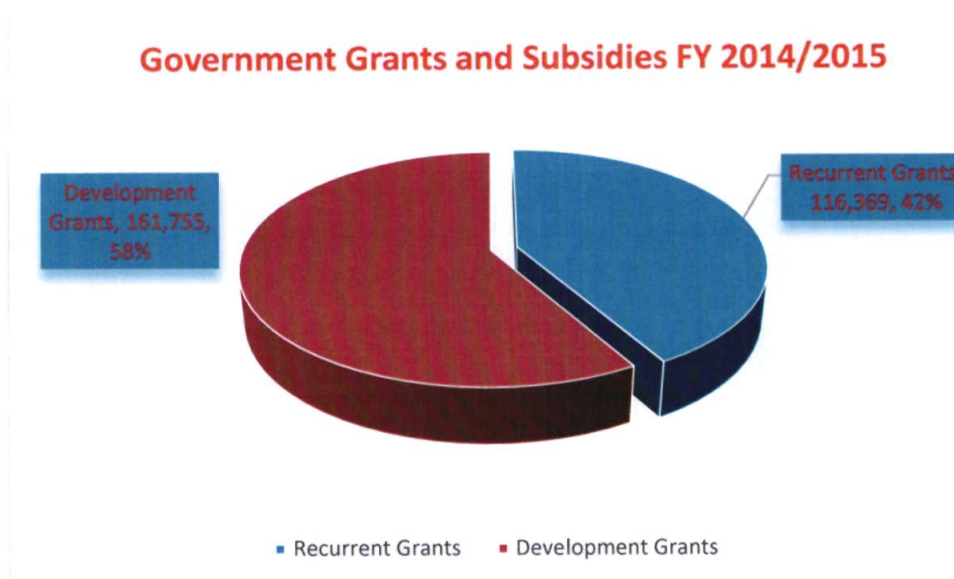
Ngong hills power generation using wind

## Status of Government Involvement in State Corporations in 2014/2015 Financial Year

13. A summary of the National Government involvement in Public Investments is summarized in **Table. A.** In 2014/2015 Financial Year, total GOK shareholding in nominal terms was **Kshs. 15,306 million** up from **Kshs. 15,216 million** in 2013/2014 Financial Year. The increase was attributed to the GOK taking up its rights during the recent Uchumi Rights Issue by taking up an additional 18 million shares in order to retain its 13% shareholding in the company in 2014/2015 Financial year. The total revenues (internally generated funds) rose by 8.8 per cent in 2014/2015 Financial Year to reach **Kshs. 425,404 million** up from **Kshs. 390,832 million** in 2013/2014 Financial Year.

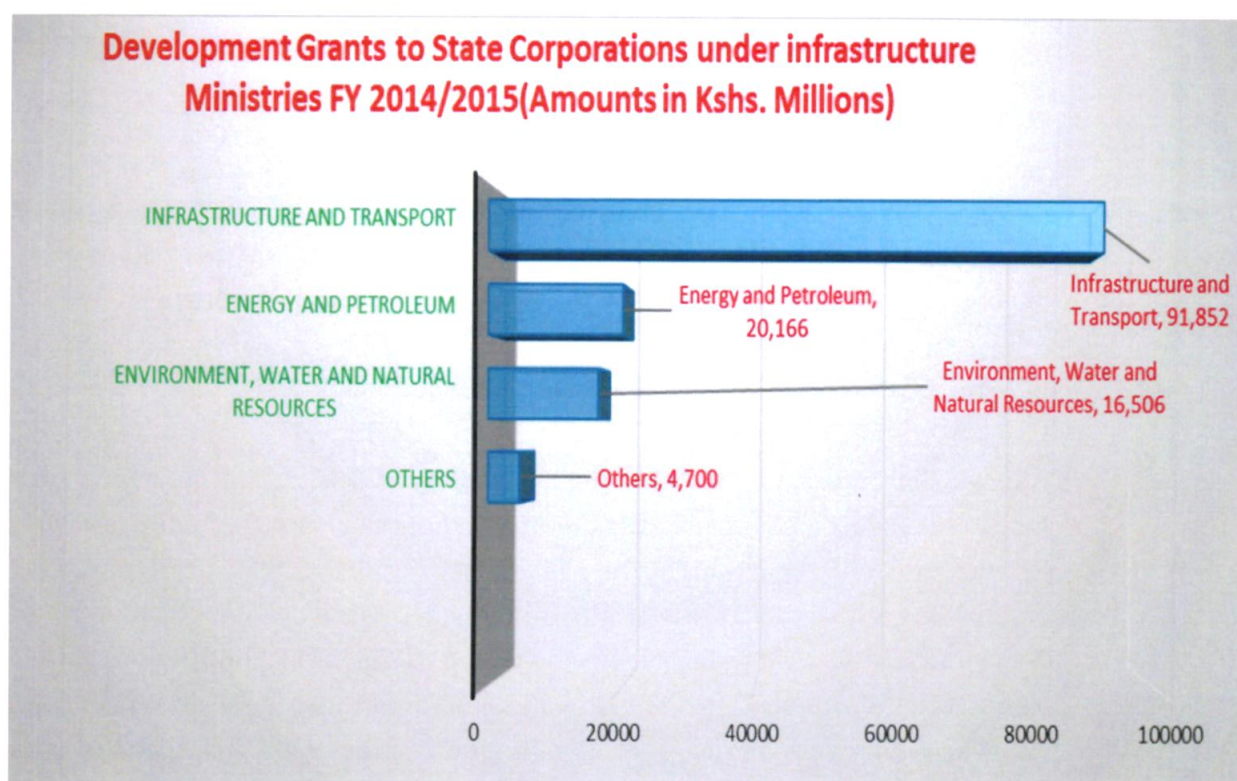
### Grants and Subsidies

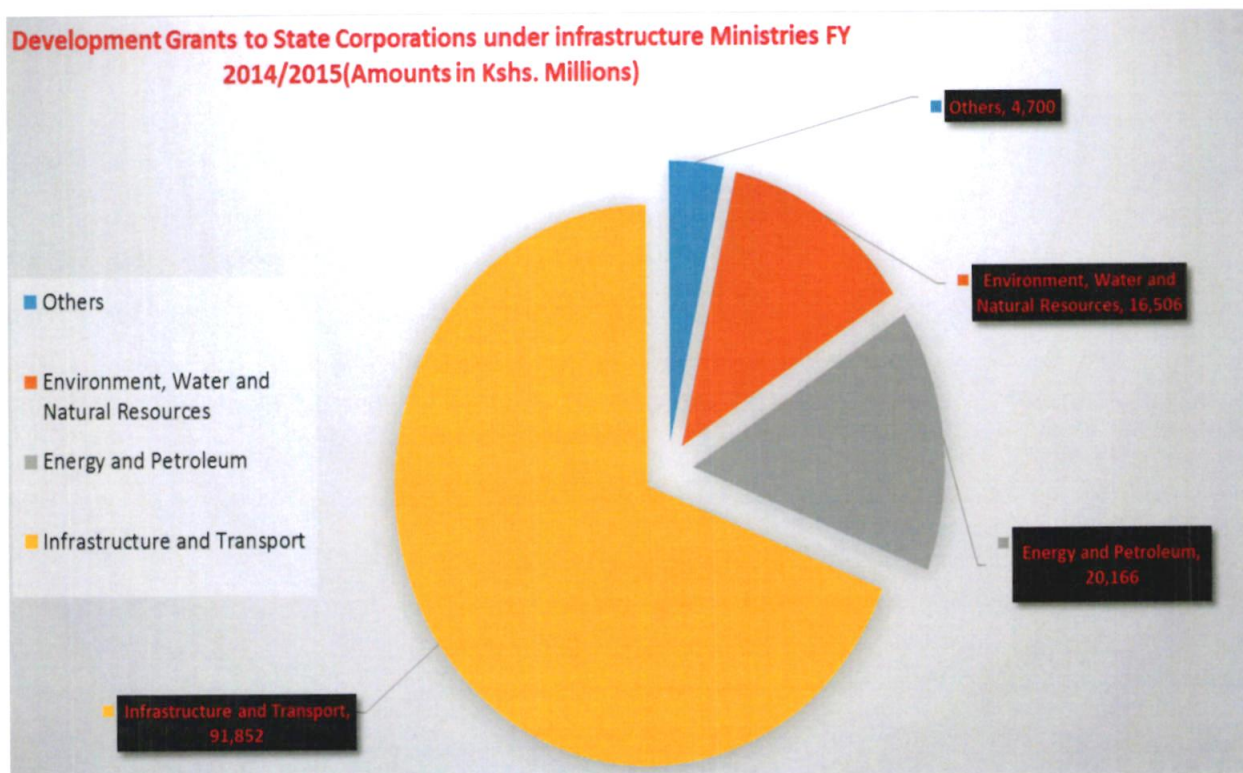
14. Total grants and subsidies to State Corporations for development and recurrent purposes in 2014/2015 Financial year were **Kshs. 278,124 million** compared with **Kshs. 255,522 million** the previous year. During the year under review, recurrent grants accounted for 41.8 per cent of the total grants at **Kshs. 116,369 million** compared with **Kshs. 148,526 million** in 2013/2014 Financial Year.



**Figure 1: GOK grants and subsidies FY 2014/2015**

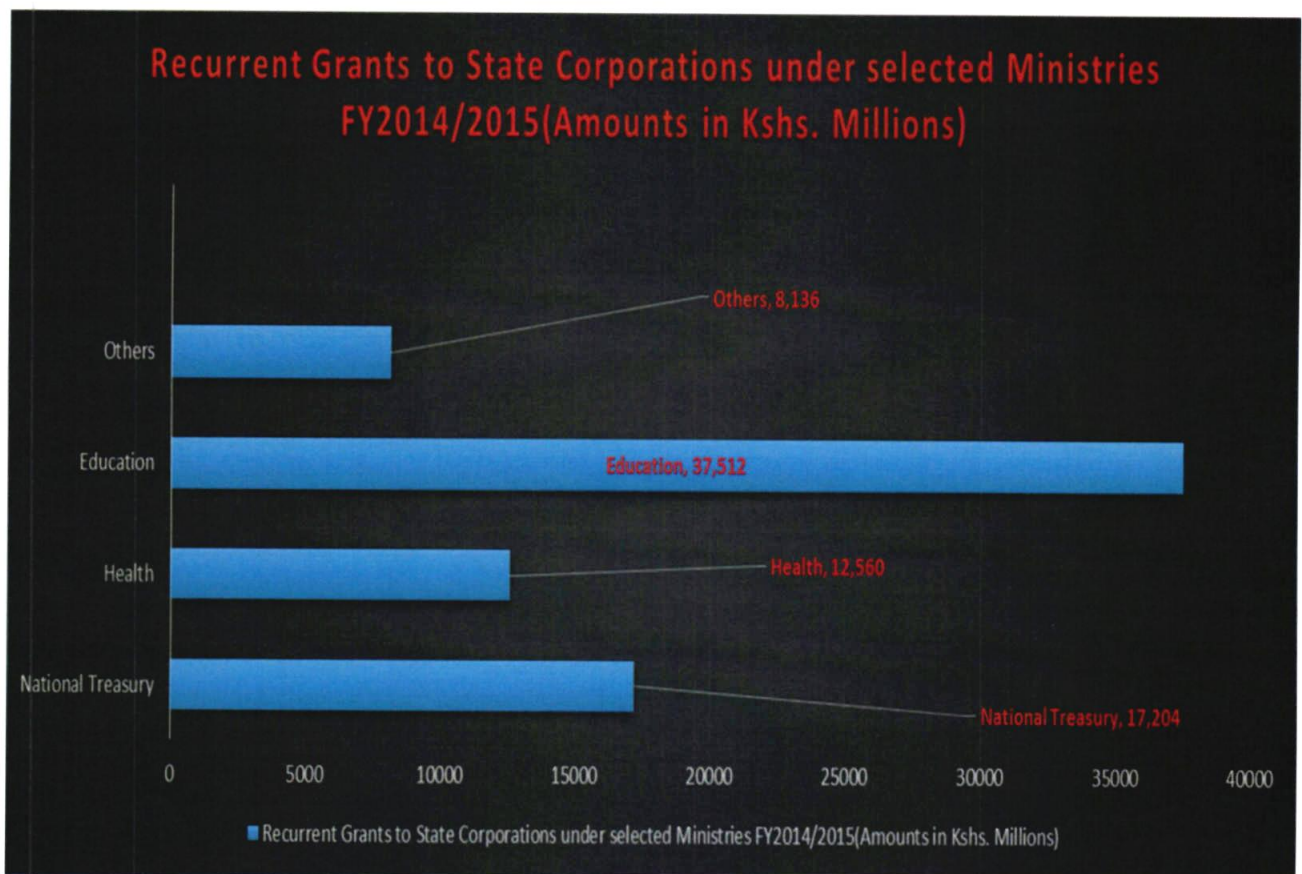
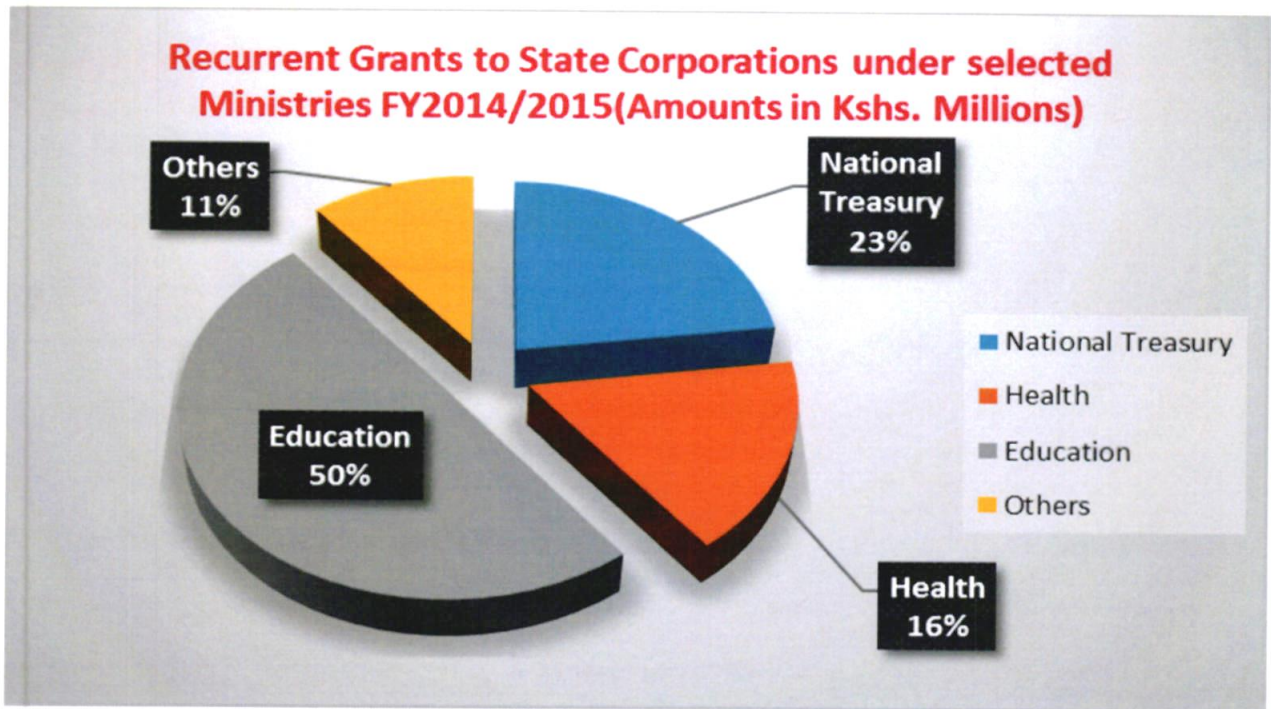
15. Total allocation to State Corporations under the Ministries of Transport and Infrastructure, Energy and Petroleum, Environment, Water and Sanitation, and Information, Communication and Technology Water was **Kshs 168,686 million** in 2014/2015 Financial Year out of which **Kshs. 123,761 million** was allocated under the development vote. The Ministry of Transport and Infrastructure received the highest allocation of development grants in 2014/2015 Financial Year. During this period, the Ministry of Transport and Infrastructure received **Kshs. 91,852 million** development grants. Under the Ministry of Industrialization and Enterprises, Kenya Industrial Research and Development Institute received **Kshs. 1,500 million** in 2014/2015 Financial Year the highest development grants allocation under the Ministry. The Drought Management Authority received the highest development grants under the Ministry of devolution in 2014/2015 Financial Year. Out of the **Kshs. 5,932 million** development grants under the Ministry, the Drought Management Authority received **Kshs. 5,385 million**. The National Irrigation Board under the Ministry of Environment, Water and Natural Resources received development grants amounting to **Kshs. 8,125 million**.





**Figure 2: Distribution of Development Grants to State Corporations Ministries FY 2014/2015**

16. In 2014/2015 Financial Year, State Corporations under the Ministry of Education received **Kshs. 37,512 million** in form of recurrent grants. Public Universities were the biggest beneficiary of recurrent grants with University of Nairobi receiving **Kshs. 5,256 million**, followed by Kenyatta University, **Kshs. 3,186 million** and Moi University **Kshs. 2,844 million** in that order. Others were, Jomo Kenyatta University of Science and Technology **Kshs. 1,783 million** Maseno University **Kshs. 1,461 million**, Masinde Muliro University **Kshs. 1,330 million** and Eldoret University **Kshs. 1,148 million**. Other Public Universities received recurrent of varied amount as detailed in schedule C. Higher Education Loans Board under the Ministry of Education was also a major beneficiary at **Kshs. 4,889 million** in 2014/2015 Financial Year. State Corporations under the Ministry of Transport and Infrastructure received a total of **Kshs. 24,759 million** in form of recurrent grants out of which **Kshs. 23,892** was secured through Road Maintenance Levy Fund (RMLF) to fund operations of Roads Authorities activities. The National Treasury and Ministry of Health received recurrent grant **Kshs. 17,204 million** and **Kshs. 12,560 million** respectively. The Kenyatta National Hospital under the Ministry of Health received **Kshs. 6,629 Million** in the year under review. Under the National Treasury, the highest beneficiary was Kenya Revenue Authority that received **Kshs. 15,058 Million**. By Law Kenya Revenue Authority is allowed to receive not less than 1.5% of all revenue it collects to fund its operations.



**Figure 3: Distribution of Recurrent Grants to State Corporations FY2014/2015**

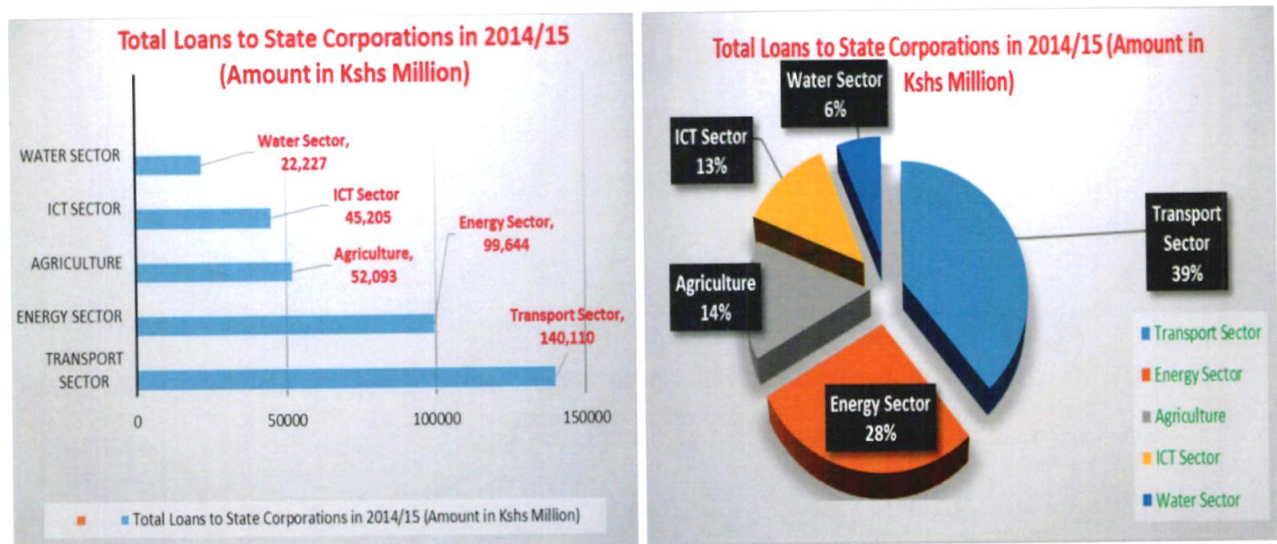
## I. Financial Performance

17. In this report, commercial State Corporations are reported as either having posted a profit or a loss. On the other hand, Non-Commercial State Corporations are reported to have either posted a surplus or a deficit. Overall, State Corporations posted accumulated profits/surplus amounting to **Kshs 85,148 million** in 2014/2015 Financial Year compared with **Kshs. 76,770 million** in 2013/2014 Financial Year. Cumulatively, only State corporations under the Ministry of Agriculture and Ministry of Information & Communication Technology posted accumulated losses/ deficits in 2014/2015 Financial Year amounting to **Kshs. 5,659 million** and **Kshs. 5,191 million** respectively. These losses were attributed to Muhoroni Sugar Company, **Kshs 6,038 million** and Kenya Broadcasting Corporation, **Kshs. 5,494 million**.
18. Commercial State Corporations under the Ministry of Energy and Petroleum posted **Kshs. 27,232 million** profit in 2014/2015 Financial Year compared with **Kshs. 15,431 million** in 2013/2014 Financial Year. During the same period commercial state corporations under the Ministry of Transport posted **Kshs. 12,926 million** profit more or less the same as **Kshs. 12,413 million** recorded in 2013/2014 Financial Year. The National Social Security Fund (NSSF) recorded the highest profit in 2014/2015 Financial Year though lower when compared with 2013/2014 Financial Year. During this period NSSF realized **Kshs. 13,149 million** in profit compared with **Kshs. 17,561 million** recorded the previous year. The Kenya Power, Kenya Electricity Generating company, Kenya Pipeline, Kenya Ports Authority and Kenya Airports Authority posted net profits amounting to **Kshs. 12,109 million**, **Kshs. 11,517 million**, **Kshs. 7,786 million**, **Kshs. 7,404 million** and **Kshs. 4,463 million** profit respectively in 2014/2015 Financial Year. Among the regulators, the Communication Authority of Kenya posted the highest surplus amounting to **Kshs. 1,033 million** followed by National Construction Authority **Kshs. 618 million**.

## II. National Government Loans and Guarantees to State Corporations

22. Under the State Corporations Act, State corporations have the have legal capacity to contract debts and other liabilities to finance their requirements. Approval to procure such loans however, must be obtained from the parent Ministry with the concurrence of the National Treasury as required under the State Corporations Act. Loans to State Corporations are either direct or on-lent. Direct loans refer to loans that the Government lends to State Corporations from exchequer resources. On the other hand, on lent-loans are borrowed by GoK from domestic, bilateral, and multilateral sources, and lent to State Corporations by means of subsidiary loan agreements between the National Treasury and the individual State Corporations.
23. When a State Corporations balance sheet is not able to securitize a debt for a project that is of national importance, the National Government may be called upon to provide a guarantee. As at the end of 2014/2015 Financial Year, the upper limit of the National Government guarantee approved by Parliament was **Kshs. 200,000 million**. In 2014/2015 Financial Year, the Government did not issue guarantees to any of the State Corporations for loans that they may have secured. In 2014/2015 Financial Year, undischarged guarantee was **Kshs. 66,981 million** up from **Kshs. 61,521 million** in 2013/2014 Financial Year. The increase was attributed to drawdown of Gok guaranteed Loans to KPA. Out of the total undischarged guarantee of **Kshs. 66,981 million**, 61.5 per cent of the undischarged guarantee was attributed to KenGen at **Kshs. 41,180 million**. Except for Kenya Broadcasting Corporation and Tana and Athi River Development Authority who have defaulted in their obligation to repay Gok guarantee loans, the other State Corporations are servicing their loans. In 2014/15 Financial Year, GoK paid a sum of **Kshs. 273 million** on behalf of Tana Athi River Development Authority and **Kshs. 663.5 million** on behalf of Kenya Broadcasting Corporation.

24. Total undischarged GOK loans to State Corporations stood at **Kshs. 361,065 million** by the end of 2014/2015 Financial Year compared with **Kshs. 202,632 million** in 2013/2014 Financial Year. The sharp increase was attributed to loans procured by the Government and on-lent to Kenya Railways Corporations for the implementation of the Standard Gauge Railway. Consequently, the Kenya Railways had the highest stock of undischarged GOK on lent loans at **Kshs. 123,720 million** followed by KenGen with **Kshs. 64,082 million** as at 30<sup>th</sup> June 2015. Others with big balances were, Kenya Broadcasting Corporations 45,208, Kenya Power, **Kshs. 35,562 million**, Nzoia Sugar Company **Kshs. 34,851 million** and Athi Water Services Board, **Kshs. 15,809 million**. Parliament has approved the write off of loans to sugar companies including Nzoia Sugar Company to be effected as part of the privatization process of the sugar companies.




**Figure 4: Total loans to State Corporations in 2014/2015**

25. As the principal owner of all State Corporations, the Government is the natural underwriter of risk that they face. Analysis of contingent liabilities therefore, is important in understanding the extent of the Government financial risks exposure.

26. Contingent liabilities are possible future liabilities that will only become certain on the occurrence of some future event. Contingent liabilities are not shown in the balance sheet, but must be given adequate disclosure. Contingent liabilities can be both explicit and implicit. Explicit contingent liabilities are specific government obligations defined by a contract or a law. The government is legally mandated to settle such an obligation when it becomes due. On the other hand, implicit contingent liabilities represents a moral obligation or expected burden for the government not in the legal sense, but based on public expectations and political pressures e.g. GOK intervention in revival of Uchumi supermarket or the recent revival bid of Mumias Sugar Company.
27. In 2014/2015 Financial Year, total exposure in form of contingent liabilities was **Kshs. 82,685 million** compared with **Kshs. 83,247** in 2013/2014 Financial Year.

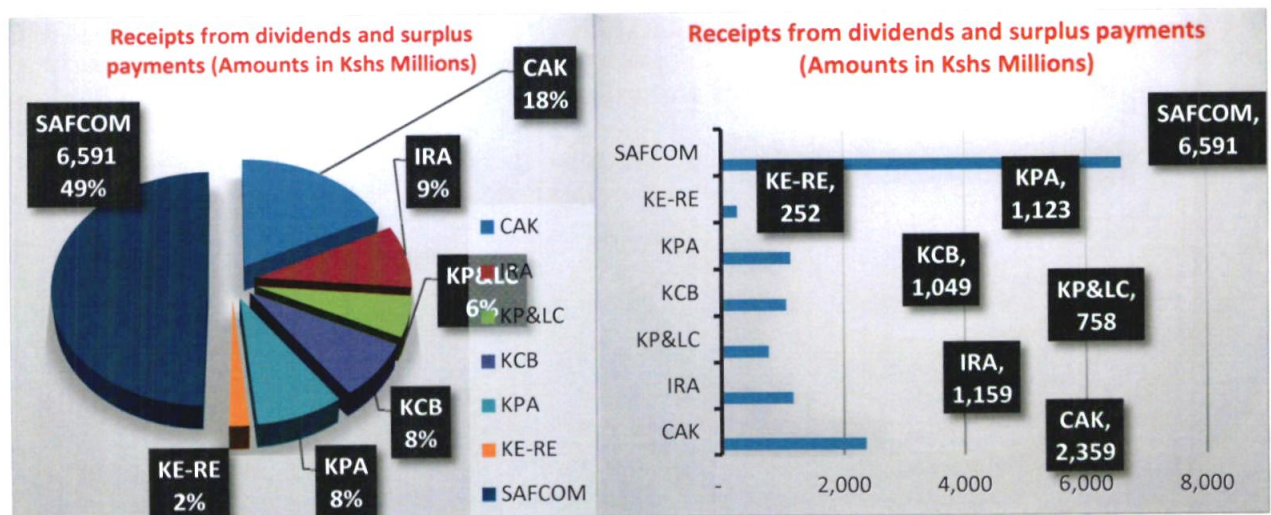
### **III. Revenue Receipts to National Government from State Corporations and Government-Linked Corporations**

25. Receipts from Government Investments are reported in Schedule E. These receipts to National Treasury from State Corporations and Government-linked companies are in form of dividends, loan repayments, interest on loans, surplus remittances and director's fees. In 2014/2015 Financial Year, total receipts by National Treasury amounted to **Kshs. 17,749 Million**. Receipts from dividends and surplus funds during this period was **Kshs. 13,621** representing 77 per cent of total receipts.



**Figure 5: Total Receipts (dividends, surplus payments, loan repayment, interest and directors fees)**

26. The highest amount of dividend was from Safaricom Ltd. at **Kshs. 6,591 million** followed by Communication Authority of Kenya **Kshs. 4,964 million**. Receipt from Communication Authority of Kenya was in form of surplus funds. Other receipts were from Kenya Commercial Bank (**Kshs. 1,047 million**), Kenya Ports Authority (**Kshs. 500 Million**), National Bank of Kenya (**Kshs.385 Million**), Kenya Re-Insurance Co-operation (**Kshs. 168 Million**) and Kenya Civil Aviation Authority (**Kshs. 160 Million**).



**Figure 6: Receipts from dividends and surplus payments (Amounts in KShs Millions)**

27. During the year under review, revenue receipts by Government from State Corporations in respect of loan repayment, interest charges and directors' fees amounted to **Kshs. 2,319 Million, Kshs. 1,692 Million and Kshs. 117 Million** respectively.

#### **IV. Assessment of Financial and Non-Financial Performance of State Corporations**

28. The assessment of financial and non-financial performance of State Corporations is reported in Schedule F. The financial and non-financial performance assessment of the state corporations is based on the performance contracting framework which is the official performance measurement instrument adopted in Kenya's Public Sector.
29. A performance contract is a freely negotiated performance agreement between the National Government and the individual State Corporations. Every state corporation is required to enter into a performance contract with the National Government for each year (Performance Contract Year). State Corporations' performance is assessed and a summary score ranging from 1 (Excellent) to 4 (Poor) is assigned as shown in the table below.
30. It should be noted that the performance scores for 2014/15 as shown in Schedule F are only indicative and are based on self-evaluation by the respective State Corporations as at the time of compiling this report. The final scores will be computed by independent evaluators and released to the public later in the year.

#### **Criteria Value Range Performance Grade**

Performance Grade	Criteria Value Range	
	Upper	Lower
Excellent	1.00	2.40
Very Good	2.40	3.00
Good	3.00	3.60
Fair	3.60	4.00
Poor	4.00	5.00

*Please Note that where a State Corporation did not provide their performance rating no figure is indicated.*

**SCHEDULE A****NATIONAL GOVERNMENT SHAREHOLDING/OWNERSHIP IN AND FUNDING OF STATE CORPORATIONS AND GOVERNMENT-LINKED CORPORATIONS**

<b>Item</b>	<b>Amount (Kshs. Million)</b>
Total Shareholding/Equity	15,306
Total Movement in Shareholding	90
Guarantees	0
Undischarged Loans	361,065
Undischarged Guarantees	66,981
Profit/surplus	85,148
Loan Write-offs	0
Revenue Receipts	17,749
Guarantees Paid (Contingent Liabilities crystallizing)	936
Total Grants/Subsidies	278,885
Net Assets / Shareholders Funds	1,693,233

## SCHEDULE B

### National Government Shareholding/Ownership in State Corporations and Government-Linked Corporations 2014/2015 FY

	Name of State Corporation	Year of Incorporation	Mandate/Objective	Establishing Instrument	GOK Ownership (Direct/Indirect)			
					Nominal (Kshs. M)	GOK Direct or/ Indirect Ownership (%)	Movement in Ownership	Net Assets
<b>MINISTRY OF AGRICULTURE, LIVESTOCK AND FISHERIES DEVELOPMENT</b>								
1	AGRICULTURAL DEVELOPMENT CORPORATION	1965	To facilitate the transfer of land programme from the European settlers to locals following country's independence	Agricultural Development Corporation Act (Cap 346)		100		
2	AGRICULTURAL FINANCE CORPORATION	1963	To assist in the development of agricultural industries by making loans to farmers, cooperative societies, incorporated group representatives, private companies, public bodies, local authorities and persons engaging in agriculture or agricultural industries	Agricultural Finance Corporation Act (Cap 323)		100		2,688
3	AGRO-CHEMICAL AND FOOD COMPANY	1978	Manufacturing of alcohol from molasses	The Companies Act (Cap 486)		51		(5,009)
4	AGRICULTURE, FISHERIES AND FOOD AUTHORITY	2014	To administer the crops Act and the Fisheries Act in accordance with the provisions of these Acts. To promote best practices and regulate the production, processing and marketing of agricultural and aquatic products	Crops Acts, 2013		100		4,818
5	BUKURA AGRICULTURAL COLLEGE	1999	To provide directly or in collaboration with other institutions of higher learning facilities for education in Agriculture and other auxiliary subjects through integration of teaching, research and effective provision of extension services.	The Bukura Agricultural College Act		100		695
6	CHEMELIL SUGAR COMPANY	1965	To produce high quality mill white and brown sugar as part of a national strategy for achieving self-sufficiency in	The Companies Act (Cap 486)		96.3		(148)
7	COFFEE BOARD OF KENYA	1934	To promote competitiveness in the coffee industry.	The Coffee Act		5 ?		

National Government Shareholding/Ownership in State Corporations and Government-Linked Corporations 2014/2015 FY								
	Name of State Corporation	Year of Incorporation	Mandate/Objective	Establishing Instrument	GOK Ownership (Direct/Indirect)			
					Nominal (Kshs. M)	GOK Direct or/ Indirect Ownership (%)	Movement in Ownership	Net Assets
8	COFFEE DEVELOPMENT FUND	2006	To provide sustainable and affordable credit to coffee farmers for farm inputs, development operations and price stabilization.	Coffee Act no. 9 of 2001 amended by Finance Act 2005		100		
9	COFFEE RESEARCH FOUNDATION	1964	To promote research into and investigate all issues relating to coffee and other agricultural and commercial systems as are associated with coffee and on matters ancillary thereto.	Companies Act (Cap 486)		100		
10	COTTON DEVELOPMENT AUTHORITY	2006	To promote and coordinate, monitor, regulate and direct the cotton industry in Kenya	Cotton amendment Act Cap 335 revised in 2012		100		
11	HORTICULTURAL CROPS DEVELOPMENT AUTHORITY	1967	Advise Government and Industry on matters related to horticulture production and marketing	Agricultural Act Cap 318/ L.N No 190 of 2011		100		
12	KENYA DAIRY BOARD	1958	To regulate, promote and develop dairy industry in Kenya	Dairy industry Act (Cap 336)		100		280
13	KENYA AGRICULTURAL RESEARCH INSTITUTE	1979	To conduct appropriate crop, livestock and factor research programmes that are geared towards the sustainable development of national agricultural sector.	Legal Notice No. 7 of 1979 under the Science and Technology Act (Cap 250)		100		
14	KENYA COCONUT DEVELOPMENT AUTHORITY	2007	Developing, promoting and regulating the coconut industry	Legal Notice No. 165 of 2007		100		
15	KENYA MARINE AND FISHERIES RESEARCH INSTITUTE	1979	To undertake research in marine and fresh water fisheries, aquaculture, environmental and ecological studies	Kenya Marine Act Cap 450		100		640

National Government Shareholding/Ownership in State Corporations and Government-Linked Corporations 2014/2015 FY								
	Name of State Corporation	Year of Incorporation	Mandate/Objective	Establishing Instrument	GOK Ownership (Direct/Indirect)			
					Nominal (Kshs. M)	GOK Direct or/ Indirect Ownership (%)	Movement in Ownership	Net Assets
16	KENYA MEAT COMMISSION	1950	To consistently purchase quality livestock, process efficiently into high quality meat and meat products and develop sustainable markets while ensuring prudent financial management for financial	Kenya Meat Act 1950(Chapter 363)		100		2,269
17	KENYA PLANT HEALTH INSPECTORATE SERVICES	1996	Regulate matters relating to plant protection, seeds and plant varieties.	The Plant Protection Act, (Cap 324);Legal Notice No. 305, 1996		100		1,394
18	KENYA SEED COMPANY	1956	To carry out focused research, promote and facilitate production of high yielding, better quality certified seed and to enhance food self -sufficiency and quality living standards for sustainable economic development.	The Companies Act (Cap 486)		100		6,472
19	KENYA SISAL BOARD	1946	To promote the advancement and welfare of the sisal industry	The Sisal Industry Act (Cap 341) 1946		100		
20	KENYA SUGAR BOARD	2001	To regulate, develop and promote sugar industry in Kenya	The Sugar Act 2001		100		
21	KENYA SUGAR RESEARCH FOUNDATION	2000	To promote research and investigate all problems relating to sugarcane manufacture into sugar and byproducts	The Sugar Act 2001		100		
22	KENYA TSETSE AND TRYPANOSOMIASIS ERADICATION COUNCIL	27th July 2012	Reviewing and development of relevant policy frameworks to coordinate, govern, manage and implement all aspects of tsetse and trypanosomiasis eradication	State Corporations Act; Legal notice no. 77		100		60
23	KENYA VETERINARY VACCINES PRODUCTION INSTITUTE	1990	To produce quality vet. vaccines	Legal Notice no 223,1990; State Corporations Act		100		1,285

National Government Shareholding/Ownership in State Corporations and Government-Linked Corporations 2014/2015 FY								
	Name of State Corporation	Year of Incorporation	Mandate/Objective	Establishing Instrument	GOK Ownership (Direct/Indirect)			
					Nominal (Kshs. M)	GOK Direct or/ Indirect Ownership (%)	Movement in Ownership	Net Assets
24	MUHORONI SUGAR COMPANY (IN RECEIVERSHIP)	1961	Manufacture of mill sugar	The Companies Act (Cap 486)	5	100		35,971
25	NATIONAL CEREALS AND PRODUCE BOARD	1985	To buy, sell, store, import, export or otherwise acquire and dispose of maize, wheat and scheduled agricultural produce in such a manner such.	NCPB Act Chap 338, 1985		100		7,898
26	NEW KCC LIMITED	2004	To carry out business of buying dairy products, from individuals and co-operatives and to process and market milk products and to run and	The Companies Act (Cap 486)	540	100		4,407
27	NYAYO TEA ZONES DEVELOPMENT CORPORATION	1986	Conservation of gazzeted forests using tea and fuel wood as buffer	State Corporations Act; LN no. 265,1986 and		100		2,938
28	NZOIA SUGAR COMPANY	1975	Production and sale of sugar	LN No.30, 2002 The Companies Act (Cap 486)		98		(30,863)
29	PEST CONTROL PRODUCTS BOARD	1985	Assessing the safety, efficacy, quality and economic value of pest control products with a view of registering them, if found suitable.	Pest Control Products Act (Cap 346)		100		
30	PYRETHRUM BOARD OF KENYA	1964	To regulate pyrethrum industry, control growing, processing and marketing of pyrethrum	The Pyrethrum Act (Cap 340)		100		
31	SACCO SOCIETIES REGULATORY AUTHORITY	2008	License Sacco societies to carry out deposit-taking business; regulate and supervise saccos societies.	The Sacco societies Act of 2008		100		152
32	SOUTH NYANZA SUGAR COMPANY	1976	To increase national sugar production in order to reduce dependence on sugar imports.	The Companies Act (Cap 486)		99		1,828

National Government Shareholding/Ownership in State Corporations and Government-Linked Corporations 2014/2015 FY								
	Name of State Corporation	Year of Incorporation	Mandate/Objective	Establishing Instrument	GOK Ownership (Direct/Indirect)			
					Nominal (Kshs. M)	GOK Direct or/ Indirect Ownership (%)	Movement in Ownership	Net Assets
33	TEA BOARD OF KENYA	1950	Regulating and promoting the tea industry	Tea Act (Cap 343)		100		
34	TEA RESEARCH FOUNDATION	1980	Promote research and investigate problems related to tea and such other crops	The Companies Act.(Cap 486)		100		
35	KENYA AGRICULTURAL & LIVESTOCK RESEACH ORGANIZATION-KALRO	2013	To promote,streamline ,co-ordinate and regulate research in crops livestock ,marine and fisheries genetic resource and biotechnology in Kenya	Kenya Agricultural and Livestock Reserch Act ,2013		100		27,375
36	KENYA ANIMAL GENETIC RESOURCES CENTRE	2011	To establish a national resources gene bank and take custody of livestock tissues,DNA,semen and embryos of all important livestock and emerging livestock species in kenya as advised by the kenya livestock Breeding board KLBB and conserve for posterity and avail these for both reserch and breeding as deemed fit.	State corpotations Act		100		337
<b>TOTALS</b>					<b>521</b>			<b>65,485</b>
<b>MINISTRY OF ENERGY AND PETROLEUM</b>								
1	ENERGY REGULATORY COMMISSION	2006	To facilitate access to efficient and sustainable energy through enabling regulation that will contribute to better quality of life in Kenya	Energy Act 2006		100		218
2	GEOHERMAL DEVELOPMENT COMPANY	2008	To fast track development of geothermal resource which is indigenous,abundant, affordable, reliable and environmentally- friendly source of electricity	The Companies Act (Cap 486)		100		54,166

National Government Shareholding/Ownership in State Corporations and Government-Linked Corporations 2014/2015 FY								
	Name of State Corporation	Year of Incorporation	Mandate/Objective	Establishing Instrument	GOK Ownership (Direct/Indirect)			
					Nominal (Kshs. M)	GOK Direct or/ Indirect Ownership (%)	Movement in Ownership	Net Assets
3	KENYA ELECTRICITY GENERATING COMPANY	1954	Power generation and sale electricity	The Companies Act (Cap 486)	3847	70		141,594
4	KENYA ELECTRICITY TRANSMISSION COMPANY	2008	To develop new high voltage electricity transmission infrastructure that will form the backbone of the National Transmission Grid.	The Companies Act (Cap 486)		100		1,380
5	KENYA NUCLEAR ELECTRICITY BOARD	2012	To promote and develop nuclear energy	Legal Notice No.131 under the State Corporations Act		100		153
6	KENYA PETROLEUM REFINERIES	1960	Petroleum refining	The Companies Act (Cap 486)	198	50		
7	KENYA PIPELINE COMPANY	1973	To own and or operate oil pipelines and ancillary pumping and storage facilities in E. Africa, to market, process, treat and deal in other products and goods that may be conveniently handled.	The Companies Act Cap 486	363	100		65,318
8	KENYA POWER AND LIGHTING COMPANY	1922	Transmission, distribution and retail of electricity	The Companies Act Cap 486	2365	50.1		61,449
9	NATIONAL OIL CORPORATION OF KENYA	Jun-05	Participating in all aspects of the Kenyan petroleum industry	The Companies Act (Cap 486)	527	100		2,728
10	RURAL ELECTRIFICATION AUTHORITY	2006	Enhancing electricity supply in the rural areas	Energy Act No. 12 of 2006		100		49,009
	<b>TOTAL</b>				<b>7,300</b>			<b>376,015</b>

National Government Shareholding/Ownership in State Corporations and Government-Linked Corporations 2014/2015 FY								
	Name of State Corporation	Year of Incorporation	Mandate/Objective	Establishing Instrument	GOK Ownership (Direct/Indirect)			
					Nominal (Kshs. M)	GOK Direct or/ Indirect Ownership (%)	Movement in Ownership	Net Assets
<b>NATIONAL TREASURY</b>								
1	CAPITAL MARKETS AUTHORITY	1989	Regulating body charged with the prime responsibility of supervising, licensing and monitoring the activities of capital market intermediaries	Capital Market Authority Act (Cap 485 A)		100		
2	CENTRAL BANK OF KENYA	1966	To formulate monetary policy, promote price stability and issue currency.	The Central Bank of Kenya Act		100		
3	COMPETITION AUTHORITY OF KENYA	2011	To promote and enforce compliance of the Act.	Competition Act No.12 of 2010		100		274
4	CONSOLIDATED BANK	1989	To provide flexible financial solutions that support customers to achieve success.	Consolidated Bank of Kenya Act..		50		1,242
5	DEPOSIT PROTECTION FUND	1989	To act as a deposit insurance scheme to provide cover for depositors and act as liquidator of banks which could not be salvaged	Banking Act, Cap 488		100		54,941
6	FINANCIAL REPORTING CENTER	2012	To assist in the identification of the proceeds of crime and the combating of money laundering	Proceeds of Crime and Anti-Money Laundering Act, 2009		100		-
7	INSURANCE REGULATORY AUTHORITY	2007	To regulate, supervise and develop the Insurance industry	The Insurance Act (Amendment) 2006, Cap 487		100		1,472
8	KENYA ACCOUNTANTS AND SECRETARIES NATIONAL EXAMINATION BOARD	1969	To oversee the conduct of professional and technician examinations and certification of candidates	The Accountants Act, Cap 531		100		2,496

National Government Shareholding/Ownership in State Corporations and Government-Linked Corporations 2014/2015 FY								
	Name of State Corporation	Year of Incorporation	Mandate/Objective	Establishing Instrument	GOK Ownership (Direct/Indirect)			
					Nominal (Kshs. M)	GOK Direct or/ Indirect Ownership (%)	Movement in Ownership	Net Assets
9	KENYA INSTITUTE OF SUPPLIES MANAGEMENT			Supplies Practitioners Management Act		100		213
10	KENYA INVESTMENT AUTHORITY	2004	Promoting investments in Kenya	Investment Promotion Act No. 6 of 2004		100		160
11	KENYA NATIONAL ASSURANCE CO.(2001)	2001	To take over the assets and actuarial liabilities of the closed Life Fund of the former Kenya National assurance limited (under liquidation).	The Companies Act (Cap 486)	50	100		50
12	KENYA POST OFFICE SAVINGS BANK	1978	To encourage thrift and mobilize savings among Kenyans	The Kenya Post Office Savings Bank Act (Cap 493B)		100		(4,515)
13	KENYA REINSURANCE CORPORATION	1997	To provide reinsurance services for most classes of insurance business.	The Companies act, Cap 486, Insurance Act & Kenya Re-Insurance Act.	900	60		19,991
14	KENYA REVENUE AUTHORITY	1995	Administration of Income Tax, VAT, Domestic & Excise	The Kenya Revenue Authority Act, Cap. 469 of 1995		100		21,449
15	KENYA TRADE NETWORK	2011	To establish and manage a National Electronic Single Window System for the purpose of facilitating external trade	Kenya Gazette/Legal Notice No 6 of 2011 under the State Corporations Act		100		1,832
16	LOCAL AUTHORITIES PROVIDENT FUND	1960	To provide for the establishment of a provident fund for the employees of Local Authorities.	Local Authorities Provident Fund Act ( CAP 272)		100		23,540
17	NATIONAL BANK OF KENYA	1968	To help Kenyans get access to credit	The Companies Act; the Banking Act	315	23		12,114

National Government Shareholding/Ownership in State Corporations and Government-Linked Corporations								
2014/2015 FY								
	Name of State Corporation	Year of Incorporation	Mandate/Objective	Establishing Instrument	GOK Ownership (Direct/Indirect)			
					Nominal (Kshs. M)	GOK Direct or/ Indirect Ownership (%)	Movement in Ownership	Net Assets
18	POLICY HOLDERS COMPENSATION FUND	2004	To provide compensation to policy holders in the event of insolvency of an insurance company	Legal Notice No. 104 under the Insurance Act		100		4,661
19	PRIVATIZATION COMMISSION	2005	To formulate, manage, and implement the privatization programme	The Privatization Act, 2005		100		
20	PUBLIC PROCUREMENT OVERSIGHT AUTHORITY	2007	To ensure that procurement procedures provided under the Public Procurement & Disposal Act and Regulations Act	The Public Procurement and Disposal Act, 2005		100		315
21	REGISTRATION OF CERTIFIED PUBLIC SECRETARIES BOARD	1998	To examine Certified Public Secretaries	Certified Public Secretaries of Kenya Act, Cap 534		100		
22	RETIREMENT BENEFITS AUTHORITY	1997	Sec. 5 of RBA Act: Regulate and Supervise the Establishment of Retirement Benefits Schemes	The Retirement Benefits Act Cap.197		100		984
23	UNCLAIMED FINANCIAL ASSETS AUTHORITY	2011	Reporting and dealing with unclaimed financial assets; and establish the Unclaimed Assets Trust Fund	The Unclaimed Financial Assets Act, 2011		100		112
	<b>TOTAL</b>				<b>1,265</b>			<b>141,629</b>
<b>MINISTRY OF EDUCATION, SCIENCE AND TECHNOLOGY</b>								
1	CHUKA UNIVERSITY COLLEGE	2013	To provide education for higher learning	Legal Notice No. 161 of 2007		100		2,900
2	COMMISSION FOR UNIVERSITY EDUCATION	1985	To promote the objectives of university education, by regulating and accrediting universities and programmes, among other functions	The Universities Act, LN No. 42 of 2012		100		822
3	COOPERATIVE UNIVERSITY COLLEGE	2006	Provide training, consultancy and research to cooperatives and Agri-businesses thus the renewed need to strategize	The Universities Act Legal Notice No. 161 of 2007 of 4th Nov. 2011		100		2,647
4	EGERTON UNIVERSITY	1987	Provide University Education	The Universities Act, 2012		100		5,098

National Government Shareholding/Ownership in State Corporations and Government-Linked Corporations 2014/2015 FY								
	Name of State Corporation	Year of Incorporation	Mandate/Objective	Establishing Instrument	GOK Ownership (Direct/Indirect)			
					Nominal (Kshs. M)	GOK Direct or/ Indirect Ownership (%)	Movement in Ownership	Net Assets
5	EMBU UNIVERSITY COLLEGE	2011	To play a leading role in the development and expansion of opportunities for higher education and training, research and support for innovative approaches for the development of humanity.	The Universities Act 2012		100		1,673
6	GARISSA UNIVERSITY	2011	Academic t teaching and research	The Universities Act, 2012; Legal Notice No. 116		100		657
7	HIGHER EDUCATION LOANS BOARD	1995	Management of Fund to be used for granting loans to assist Kenyan students to obtain higher education at recognized institutions	The Higher Education Loans Board Act of 1995		100		42,409
8	JARAMOGI OGINGA ODINGA UNIVERSITY	2013	To provide education directly or in collaboration with other institutions,	The Universities Act; Legal Notice Order No. 56 of 11th May 2009		100		1,940
9	JOMO KENYATTA FOUNDATION	1996	Advance education and alleviation of poverty	The Companies act (Cap 486)		100		1,054
10	JOMO KENYATTA UNIVERSITY OF AGRICULTURE AND TECHNOLOGY	1994	To provide University education in collaboration with other institutions of higher learning	The University Act No.42 of 2013				4,628
11	KABIANGA UNIVERSITY COLLEGE	2013	To provide university education	Legal Notice No. 77; Universities Act		100		1,382
12	KARATINA UNIVERSITY COLLEGE	2010	To provide university education	Legal Notice No.163 of October 2010		100		1,027
13	KENYA EDUCATION MANAGEMENT INSTITUTE	1981	Management training, Research and Consultancy in the Education Sector	Legal Notice 19/2010 of the Education Act		100		2,466
14	KENYA INSTITUTE OF CURRICULUM DEVELOPMENT	2013	Advise the Government on curriculum development, Evaluate, vet and approve and Implement the policies on curriculum development	KICD Act No. 4 of 2013		100		1,856

National Government Shareholding/Ownership in State Corporations and Government-Linked Corporations 2014/2015 FY								
	Name of State Corporation	Year of Incorporation	Mandate/Objective	Establishing Instrument	GOK Ownership (Direct/Indirect)			
					Nominal (Kshs. M)	GOK Direct or/ Indirect Ownership (%)	Movement in Ownership	Net Assets
15	KENYA LITERATURE BUREAU	1980	Publishing, printing and distributing literary, educational, cultural and scientific, books, periodicals, journals, magazines, digital and electronic materials and works of every description.	Kenya Literature Bureau Act (CAP 209)		100		2,346
16	KENYA MULTIMEDIA UNIVERSITY COLLEGE	2013	provide University education	Legal Notice No 155 of 2008		100		1,401
17	KENYA NATIONAL COMMISSION FOR UNESCO	2013	Developing education systems to foster quality lifelong learning opportunities for all, Empowering learners to be creative and responsible global citizens, shaping the future education agenda, promoting the interface between science, policy and society and ethical and inclusive policies for sustainable development	Kenya National Commission for UNESCO Act 2013		100		53
18	KENYA NATIONAL EXAMINATION COUNCIL	1980	Set and maintain examinations, award certificates and Diplomas	Cap 225A Repealed in 2012 KNEC ACT NO.29 of 2012		100		3,933
19	KENYATTA UNIVERSITY	1985	Provision University Education and carry out research	Act of Parliament, the University Act 2012		100		2,793
20	KIBABII UNIVERSITY COLLEGE	2011	Provision of university education	Universities Act, 2012 Legal notice No.115		100		1,777
21	DEDAN KIMATHI UNIVERSITY COLLEGE OF SCIENCE AND TECHNOLOGY	14th December 2012	Provide University education	The Universities Act 2012		100		2,349
22	KIRINYAGA UNIVERSITY COLLEGE	2011	To provide university education	The Universities Act; Legal Notice No108 of 2011		100		1,290
23	KISII UNIVERSITY COLLEGE	2013	To produce well educated, skilled and competent manpower	Kisii Univesity Charter, University Act No.42 of 2012		100		2,133
24	LAIKIPIA UNIVERSITY COLLEGE	2013	Teaching and Research	The Universities Act established in 1929		100		1,045
25	MAASAI MARA UNIVERSITY COLLEGE	2013	To provide University education	Universities Act 2012		100		1,117
26	MACHAKOS UNIVERSITY COLLEGE	2011	To provide university education	Universities Act; Legal Order No.130 of 2011		100		1,651

National Government Shareholding/Ownership in State Corporations and Government-Linked Corporations 2014/2015 FY								
	Name of State Corporation	Year of Incorporation	Mandate/Objective	Establishing Instrument	GOK Ownership (Direct/Indirect)			
					Nominal (Kshs. M)	GOK Direct or/ Indirect Ownership (%)	Movement in Ownership	Net Assets
27	MASENO UNIVERSITY	2001	To provide t technical, professional and scientific knowledge learning	The Universities Act 2000		100		2,424
28	MASINDE MULIRO UNIVERSITY OF TECHNOLOGY	2006	Provide technological, professional and scientific education for higher learning in collaboration with other institutions	The Universities Act 2012		100		1,822
29	MERU UNIVERSITY COLLEGE OF SCIENCE AND TECHNOLOGY	1984	Provision of higher education	The Universities Act established in 2008 as a constituent college of JKUAT		100		1,483
30	MOI UNIVERSITY	1984	Provision of higher education	Moi University Act, 1984 , Univesity Act 2012 (No.42 of 2012)		100		5,902
31	MURANGA UNIVERSITY COLLEGE	2012	Provide university education	The Universities Act ;Legal Notice no.129 of Sep.2011		100		1,514
32	NATIONAL BIOSAFETY AUTHORITY	2009	To facilitate responsible research into and minimize the risks that may be posed by genetically modified organisms etc	The Biosafety Act No.2 of 2009		100		19
33	NATIONAL COUNCIL FOR SCIENCE AND TECHNOLOGY			The Science and Technology Act (Cap 250)		100		676
34	PWANI UNIVERSITY COLLEGE	2007	Provide quality education, training and research	The Universities Act, 2012		100		1,317
35	RONGO UNIVERSITY COLLEGE	2011	Provide quality University education.	The Universities Act; Legal Notice No.70 of Kenya Gazette No.51 of 2011		100		652

National Government Shareholding/Ownership in State Corporations and Government-Linked Corporations 2014/2015 FY								
	Name of State Corporation	Year of Incorporation	Mandate/Objective	Establishing Instrument	GOK Ownership (Direct/Indirect)			
					Nominal (Kshs. M)	GOK Direct or/ Indirect Ownership (%)	Movement in Ownership	Net Assets
36	SCHOOL EQUIPMENT PRODUCTION UNIT	1976	To improve quality services , modernize internal operations to achieve expanded market etc	The Company Act ( Cap 486)		100		
37	SOUTH EASTERN UNIVERSITY COLLEGE	2013	To provide education through teaching, research, extension, innovation and	The Universities Act,2012		100		2,603
38	TAITA TAVETA UNIVERSITY COLLEGE			The Universities Act,2012		100		2,717
39	TEACHERS SERVICE COMMISSION	1957	To register trained teachers; recruit and employ registered teachers; assign teachers employed by the Commission for service in any public school or institution; promote and transfer teachers; exercise disciplinary control over teachers; and terminate the employment of teachers.	The TSC Act, 1967				
40	TECHNICAL UNIVERSITY OF KENYA	2007	To provide university education	The Universities Act Council Act Legal Notice No.159		100		4,343
41	TECHNICAL UNIVERSITY OF MOMBASA	2013	Provide directly or in collaboration with other institutions of higher learning facilities for technological, professional and scientific education	The Universities Act		100		2,832
42	UNIVERSITY OF ELDORET	2013	Provide University Education	The Universities Act,2012		100		9,027
43	UNIVERSITY OF NAIROBI	1970	To provide quality university education and training and to embody the aspirations of the Kenyan people and the global community through creation, preservation, integration, transmission and utilization of knowledge.	The Universities Act, 2012 Act of Parliament Cap 210		100		100,209

National Government Shareholding/Ownership in State Corporations and Government-Linked Corporations 2014/2015 FY							
	Name of State Corporation	Year of Incorporation	Mandate/Objective	Establishing Instrument	GOK Ownership (Direct/Indirect)		
					Nominal (Kshs. M)	GOK Direct or/ Indirect Ownership (%)	Movement in Ownership
44	UNIVERSITY OF NAIROBI ENTERPRISES AND SERVICES LIMITED	1996	Engage in consultancy, trade business lines that support the knowledge industry, hospitality activities and commercialization	The Companies Act		100	96
<b>TOTAL</b>						-	<b>231,249</b>
<b>MINISTRY OF LANDS AND HOUSING</b>							
1	NATIONAL CONSTRUCTION AUTHORITY	2011	To regulate and enforce standards and bring sanity in the local construction industry.	National Construction Authority Act, 2011.		100	
2	NATIONAL HOUSING CORPORATION	1967	To play a principal role in the implementation of the Government's Housing Policies and programmes.	The Housing Act (Cap 117)		100	6,936
<b>TOTAL</b>							<b>6,936</b>
<b>MINISTRY OF INDUSTRIALIZATION AND ENTREPRISES</b>							
1	ANTI-COUNTERFEIT AGENCY	2008	To enlighten and inform the public on matters relating to counterfeiting.	Anti-Counterfeit Act 2008		100	123
2	EAST AFRICAN PORTLAND CEMENT	1933	To manufacture cement for infrastructure, development in the East African Region	The Companies Act (Cap 486)	236	25	7,011
3	EXPORT PROCESSING ZONES AUTHORITY	1990	The promotion and facilitation of export oriented investments and the development of enabling environment for such investment	The Export Processing Zones Act		100	6,973
4	INDUSTRIAL AND COMMERCIAL DEVELOPMENT CORPORATION	1954	To promote economic growth and industrial development.	Industrial Development Act, No. 1940,		100	24,982
5	INDUSTRIAL DEVELOPMENT BANK	1973	To further the economic development of Kenya by assisting in the promotion, establishment, expansion and modernization of medium and large scale industrial enterprises	The Companies Act (Cap 486)	540	85	839
6	KENYA BUREAU OF STANDARDS	1974	To promote the standardization of the specification of commodities and to provide for the standardization of commodities and code of practice.	Standards Act, Cap 496		100	5,100
7	KENYA INDUSTRIAL ESTATES	1967	To promote industrialization in Kenya through development of Micro, Small and Medium	The State Corporations Act; Gazzette		100	(1,137)

National Government Shareholding/Ownership in State Corporations and Government-Linked Corporations 2014/2015 FY								
	Name of State Corporation	Year of Incorporation	Mandate/Objective	Establishing Instrument	GOK Ownership (Direct/Indirect)			
					Nominal (Kshs. M)	GOK Direct or/ Indirect Ownership (%)	Movement in Ownership	Net Assets
8	KENYA INDUSTRIAL PROPERTY INSTITUTE	2001	To administer Industrial Property Rights	Industrial Property Act (Cap 509)		100		564
9	KENYA INDUSTRIAL RESEARCH AND DEVELOPMENT INSTITUTE	1979	To carry research, technology and innovation in industrial and allied technologies, commodity technologies	KIRDI Act chapter 250 of 1979		100		3,423
10	KENYA LEATHER DEVELOPMENT COUNCIL	2011	Transforming the Kenyan leather and leather goods globally competitive	The State Corporations Act (Cap. 446); Gazette Notice No. 13777		100		35
11	KENYA NATIONAL ACCREDITATION SERVICE	2009	Provide accreditation to conformity assessment bodies.	State Corporation Act (Cap 446); Legal Notice no. 55 of May 2009		100		(7)
12	KENYA NATIONAL TRADING CORPORATION (KNTC)		Promoting and growing wholesale and retail trade.	State Corporations Act, Cap 466		100		564
13	KENYA WINE AGENCIES		To consolidate importation and distribution of wines and spirits from foreign companies.	The Companies Act (Cap 486)		100		
14	NATIONAL INDUSTRIAL TRAINING AUTHORITY	2011	To provide, facilitates and to promote, regulate and coordinate integrated industrial training for a globally competitive human resource	Industrial Training (Amendment) Act 2011		100		9,153
15	NUMERICAL MACHINING COMPLEX	1994	Commercial production of steel, engineering design, and	Companies Act Cap 486		100		745
	<b>TOTAL</b>				<b>650</b>			<b>58,368</b>
<b>MINISTRY OF INFORMATION, COMMUNICATION &amp; TECHNOLOGY</b>								
1	BRAND KENYA BOARD	2008	To ensure that an integrated national brand is created, harnessed and sustained in the long term.	Legal Notice No. 38 under the State Corporations Act		100		24

National Government Shareholding/Ownership in State Corporations and Government-Linked Corporations 2014/2015 FY								
	Name of State Corporation	Year of Incorporation	Mandate/Objective	Establishing Instrument	GOK Ownership (Direct/Indirect)			
					Nominal (Kshs. M)	GOK Direct or/ Indirect Ownership (%)	Movement in Ownership	Net Assets
2	COMMUNICATIONS AUTHORITY OF KENYA	1999	To regulate the telecommunications and postal/courier sub-sectors, and the management of the country's radiofrequency spectrum.	Kenya Communications Act (KCA) No. 2 of 2008		100		10,232
3	INFORMATION AND COMMUNICATION TECHNOLOGY AUTHORITY	2013	Coordinating and promoting of the ICT industry in Kenya.	State Corporations Act Cap. 446; Legal Notice No.26 of 2007		100		163
4	KENYA BROADCASTING CORPORATION	1989	To undertake public broadcasting services	Kenya Broadcasting Act (Cap 221)		100		
5	KENYA FILM CLASSIFICATION BOARD	2009	To regulate the creation, broadcasting, possession, distributing and exhibition of films	The Film and Stage Plays Act (Cap 222)		100		131
6	KENYA FILM COMMISSION	2005	To advise the government and other relevant stakeholders on matters pertaining to development, co-ordination, regulation and promotion of the	State Corporation Act; Legal Notice No. 10 of 2005		100		16
7	KENYA YEARBOOK EDITORIAL BOARD	2007	Facilitating Government communication services through the publication of the Kenya Yearbook	Legal Notice No. 187 of 2007 under the State Corporations Act		100		8
8	MEDIA COUNCIL OF KENYA	2004	To register and accredit journalists, register media establishments, handle complaints from the public and create and publish yearly media audit on the Media Freedom in Kenya	Media Council Act, No. 20 of 2013		100		
9	POSTAL CORPORATION OF KENYA	1999	To provide and operate postal services, postal financial services, and perform other functions	Postal Corporation Act of 1998		100		2,669
	<b>TOTAL</b>							<b>14,062</b>
<b>MINISTRY OF INTERIOR AND COORDINATION OF NATIONAL GOVERNMENT</b>								
1	BETTING CONTROL AND LICENSING BOARD	1966	Control and licensing of betting and gaming premises and the activities carried therein, authorization of public lotteries and prize competitions and for connected purposes.	Betting, Lotteries and Gaming Act (Cap 131)		100		0

National Government Shareholding/Ownership in State Corporations and Government-Linked Corporations 2014/2015 FY								
	Name of State Corporation	Year of Incorporation	Mandate/Objective	Establishing Instrument	GOK Ownership (Direct/Indirect)			
					Nominal (Kshs. M)	GOK Direct or/ Indirect Ownership (%)	Movement in Ownership	Net Assets
2	NATIONAL AIDS CONTROL COUNCIL	1999	Provide policy and strategic framework for mobilizing and coordinating resources for the prevention of HIV transmission.	Legal Notice No. 170 under the State Corporations Act		100		
3	NATIONAL CAMPAIGN AGAINST DRUGS ABUSE AUTHORITY	2007	To coordinate multisectoral response to alcohol and drug abuse.	Drug abuse Act 2012; Legal Notice No. 140 of 2007		100		1,433
4	NATIONAL COUNCIL FOR PERSONS WITH DISABILITIES	2004	Formulate and develop measures and policies designed to achieve equal opportunities for persons with disabilities	Persons with Disabilities Act No. 14 of 2003		100	0	
5	NATIONAL CRIME RESEARCH CENTER	1997	To carry out research into causes of crime and its prevention and to disseminate research findings and recommendations to government agencies concerned with the administration of justice	National Crime Research Act (CAP 62)		100		45
<b>TOTAL</b>								<b>1,505</b>
<b>MINISTRY OF LABOUR SOCIAL SECURITY AND SERVICES</b>								
1	NATIONAL SOCIAL SECURITY FUND	1965	To provide basic social security to members through registration, collection of contributions, prudent fund management and timely payment of benefits	National Social Security Fund Act (Cap 258)		100		166,178
<b>TOTAL</b>								<b>166,178</b>
<b>MINISTRY OF HEALTH</b>								
1	KENYA MEDICAL LABORATORY TECHNICIANS AND TECHNOLOGISTS BOARD	2000	To exercise general supervision and control over the training, business, practice and employment of laboratory technicians and technologists in Kenya	The Medical Practitioners And Dentists Act (cap 253 A)				
2	KENYA MEDICAL RESEARCH INSTITUTE	1979	To carry out research in the field of biomedical sciences	The Science and Technology (Amendment) Act		100		4,546

National Government Shareholding/Ownership in State Corporations and Government-Linked Corporations 2014/2015 FY								
	Name of State Corporation	Year of Incorporation	Mandate/Objective	Establishing Instrument	GOK Ownership (Direct/Indirect)			
					Nominal (Kshs. M)	GOK Direct or/ Indirect Ownership (%)	Movement in Ownership	Net Assets
3	KENYA MEDICAL SUPPLIES AGENCY	2000	Procure, warehouse and distribute drugs and medical supplies for prescribed public health programmes, the national strategic stock reserve.	Kenya Medical Supplies Agency Act No. 20 of 2013; Legal Notice No. 17		100	0	12,668
4	KENYA MEDICAL TRAINING COLLEGE	1991	Facilitation of competent healthcare professionals	Kenya Medical Training College Act (Cap 261)		100		5,748
5	KENYATTA NATIONAL HOSPITAL	1987	To receive patients on referral from other hospitals from institutions within and outside Kenya for specialized healthcare	State Corporations Act; Legal Notice No. 109 of 1987		100		12,976
6	MEDICAL PRACTITIONERS AND DENTIST BOARD	1978	Regulate the training and practice of medicine and dentistry as well as health institutions.	Medical Practitioners and Dentist Act (Cap 253)		100		40
7	MOI TEACHING AND REFERRAL HOSPITAL	1998	To receive patients on referral from other hospitals	State Corporations Act ; Legal Notice No.		100		1,582
8	NATIONAL HOSPITAL INSURANCE FUND	1966	To provide medical insurance cover to members & declared dependents.	National Hospital Insurance Fund Act No.9 of 1998		100		18,875
9	NATIONAL QUALITY CONTROL LABORATORY	1978	Examine and test drugs and any material or substance in a manner which drugs may be manufactured, processed or treated, and ensuring the quality control of drugs and medicinal substances	Pharmacy and Poisons (Amendment) Act, 1992		100		
10	PHARMACY AND POISONS BOARD	1957	Control professional pharmacy	Pharmacy and Poisons Board Act (CAP 244)		100		
	<b>TOTAL</b>							<b>56,435</b>
<b>MINISTRY OF DEVOLUTION AND PLANNING</b>								
1	CONSTITUENCY DEVELOPMENT FUND	2003	Disbursement of funds to Constituencies	The Constituencies Development Fund Act, 2013		100		1,255

National Government Shareholding/Ownership in State Corporations and Government-Linked Corporations 2014/2015 FY								
	Name of State Corporation	Year of Incorporation	Mandate/Objective	Establishing Instrument	GOK Ownership (Direct/Indirect)			
					Nominal (Kshs. M)	GOK Direct or/ Indirect Ownership (%)	Movement in Ownership	Net Assets
2	DROUGHT MANAGEMENT AUTHORITY					100		710
3	KENYA INSTITUTE OF PUBLIC POLICY RESEARCH AND ANALYSIS	1997	To develop human and institutional capacities for formulating medium and long-term strategic perspective for the economic and social development of Kenya.	Kenya Institute of Public Policy Research and Analysis Act No. 15 of 2006		100		573
4	KENYA NATIONAL BUREAU OF STATISTICS	2007	To collect, collate, compile, analyze and disseminate economic, demographic and other social statistics.	The Statistics Act, 2006		100		1,675
5	KENYA SCHOOL OF GOVERNMENT	2012	To provide learning and development programmes to build capacity for the public	Kenya School of Government (KSG) Act (9) 2012		100		8,484
6	KENYA VISION 2030	2009	To provide strategic leadership and co-ordination in the realization of the overall goals and objectives of the Vision 2030 and its Medium Term Plans	State Corporations Act; Kenya Gazette Notice, 1386 of 2006		100		55
7	KONZA TECHNOPOLES DEVELOPMENT AUTHORITY	2012	To plan develop regulate and manage Konza Technocity as a world class, mixed use and sustainable city	Konza Technopolis Development Order, 2012		100		
8	NATIONAL COORDINATING AGENCY FOR POPULATION AND DEVELOPMENT	2004	To formulate, advocate, and coordinate the implementation of population policies	State Corporations Act (Cap 446) ;		100		
9	NGO COORDINATION BOARD					100		(15)
10	YOUTH ENTERPRISE DEVELOPMENT FUND	2006	To provide business development services, facilitates linkages in supply chains, creates market opportunities locally and abroad for products and services of youth enterprises, and facilitates creation of commercial infrastructure to support growth of youth businesses.	The State Corporations Act (Cap 446) Legal Notice No. 63		100		2,476
	<b>TOTAL</b>							<b>15,213</b>

National Government Shareholding/Ownership in State Corporations and Government-Linked Corporations 2014/2015 FY								
	Name of State Corporation	Year of Incorporation	Mandate/Objective	Establishing Instrument	GOK Ownership (Direct/Indirect)			
					Nominal (Kshs. M)	GOK Direct or/ Indirect Ownership (%)	Movement in Ownership	Net Assets
<b>MINISTRY OF EAST AFRICAN AFFAIRS, COMMERCE AND TOURISM</b>								
1	BOMAS OF KENYA	1970	To preserve, maintain and promote the rich diverse cultural values of various ethnic groups of Kenya and to act as a tourist attraction.	The Companies Act (CAP 486)		100		
2	CATERING TRAINING AND TOURISM DEV. LEVY TRUSTEES	1972	To ensure the training of qualified human resource to improve products and services rendered in the tourism industry.	The Hotels and Restaurants Act (Cap 494)		100		1,687
3	COAST DEVELOPMENT AUTHORITY	1990	To plan and co-ordinate the implementation of development projects in whole of the Coast Province and the exclusive economic zone and for connected purposes.	Coast Development Authority Act Cap 449.		100		688
4	EWASO NG'IRO NORTH DEVELOPMENT AUTHORITY	1989	To manage and undertake River Basin based management and development programmes in the river basin.	Ewaso Ngiro North Development Authority Act (Cap 447)		100		
5	EWASO NG'IRO SOUTH DEVELOPMENT AUTHORITY	1989	To coordinate and implement development projects for the purpose of sustainable utilization, conservation and protection of the Natural Resources within ENNDA region.	Ewaso Ngiro South Development Authority Act (CAP 448)		100		
6	EXPORT PROMOTION COUNCIL			Legal Notice No. 4342 under the State Corporations Act		100		71
7	KENYA SAFARI LODGES AND HOTELS			The Companies Act (Cap 486)		100		
8	KENYA TOURIST BOARD			Tourism Act, 2011		100		
9	KENYA TOURIST DEVELOPMENT CORPORATION	1965	Facilitating and providing affordable development funding and advisory services for long-term investments in Kenya's Tourism Sector.	Tourism Act, 2011		100		3,820
10	KENYA UTALII COLLEGE					100		4,450
11	KENYATTA INTERNATIONAL CONFERENCE CENTER	2004	To promote conference tourism	Tourism Act, 2011		100		3,053

National Government Shareholding/Ownership in State Corporations and Government-Linked Corporations 2014/2015 FY								
	Name of State Corporation	Year of Incorporation	Mandate/Objective	Establishing Instrument	GOK Ownership (Direct/Indirect)			
					Nominal (Kshs. M)	GOK Direct or/ Indirect Ownership (%)	Movement in Ownership	Net Assets
12	KERIO VALLEY DEVELOPMENT AUTHORITY	1979	To Identify, Plan and Co-ordinate the Implementation of Integrated, Development Programs by Utilizing available Resources to Improve the Living Standards of the People	Kerio Valley Development Authority Act (Cap 441)		100		5,868
13	LAKE BASIN DEVELOPMENT AUTHORITY	1979	Formulation of integrated regional development plans in consultation with other stakeholders	Lake Basin Development Authority Act (Cap 442)		100		1,201
14	NATIONAL DROUGHT MANAGEMENT AUTHORITY	2011	To exercise general supervision and coordination over all matters relating to drought management in Kenya	Legal Notice No. 171 under the State Corporations Act (Cap 446)		100		710
15	TANA AND ATHI RIVERS DEVELOPMENT AUTHORITY	1974	Integrated environment protection, natural resource management and promoting economic development in Tana and Athi rivers' basins.	Tana and Athi River Development Authority Act (Cap 443)		100		6
	<b>TOTAL</b>							<b>21,564</b>
<b>MINISTRY OF TRANSPORT AND INFRASTRUCTURE</b>								
1	KENYA AIRPORTS AUTHORITY	1991	To construct, operate and maintain aerodromes and other related facilities	Kenya Airports Authority Act (Cap 395)		100		44,419
2	KENYA CIVIL AVIATION AUTHORITY	2002	Provision of Aircraft services Planning, Development registration	Kenya Civil Aviation (Amendment) Act 2002		100		11,436
3	KENYA FERRY SERVICE	1998	Maintain, operate and improve Ferries, Boats, Vessels for transporting passengers	The Companies Act (Cap 486)		80		3,025
4	KENYA MARITIME AUTHORITY	1979	Undertake research in marine and fresh water fisheries, aquaculture, environmental and ecological studies in- order to provide scientific data	Kenya Maritime Authority Act (Cap 250)		100		1,317
5	KENYA NATIONAL HIGHWAYS AUTHORITY	2008	To manage, develop, rehabilitate and maintain Trunk Roads	Kenya Roads Act 2007		100		219,636

National Government Shareholding/Ownership in State Corporations and Government-Linked Corporations 2014/2015 FY								
	Name of State Corporation	Year of Incorporation	Mandate/Objective	Establishing Instrument	GOK Ownership (Direct/Indirect)			
					Nominal (Kshs. M)	GOK Direct or/ Indirect) Ownership (%)	Movement in Ownership	Net Assets
6	KENYA NATIONAL SHIPPING LINE	1987	Handle imports and exports to and from Kenya	The Companies Act, The Merchant Shipping Act		70		(53)
7	KENYA PORTS AUTHORITY	1978	Maintain, operate improve and regulate all scheduled sea Ports along Kenya Coastline	Kenya Ports Authority Act		100		102,001
8	KENYA RAILWAYS CORPORATION	1978	Provide effective railway services and promote, facilitate and participate in railway networks developments	Kenya Railways Corporation Act 1978		100		53,365
9	KENYA ROADS BOARD	2007	Manage, Develop Rehabilitate and Maintain all Public Roads	Kenya Road Act 2007		100		
10	KENYA RURAL ROADS AUTHORITY	2007	Manage, Develop Rehabilitate and Maintain all Rural Roads	Kenya Roads Act 2007		100		9,977
11	KENYA URBAN ROADS AUTHORITY	2007	Manage, Develop Rehabilitate and Maintain Urban Public Roads	Kenya Roads Act 2007		100		37,784
12	NATIONAL TRANSPORT AND SAFETY AUTHORITY	2012	To harmonize the operations of the key road transport departments and help in effectively managing the road transport sub-sector and minimizing loss of lives through road accidents	Act of Parliament; Act Number 33		100		
	<b>TOTAL</b>							<b>482,908</b>
<b>MINISTRY OF SPORTS, CULTURE AND THE ARTS</b>								
1	KENYA CULTURE CENTRE	1951	Provide a Centre for performance of Music , Drama, Dancing historical, educational interest etc.	Kenya Cultural Act CAP 218		100		165
2	KENYA NATIONAL LIBRARY SERVICE	1965	To promote, manage, equip, maintain and develop Library services	The Kenya National Library Service Board Act Cap 225)		100		2,984

National Government Shareholding/Ownership in State Corporations and Government-Linked Corporations 2014/2015 FY								
	Name of State Corporation	Year of Incorporation	Mandate/Objective	Establishing Instrument	GOK Ownership (Direct/Indirect)			
					Nominal (Kshs. M)	GOK Direct or/ Indirect Ownership (%)	Movement in Ownership	Net Assets
3	NATIONAL MUSEUMS OF KENYA	1910	role is to collect, preserve, study, document and present Kenya's past and present cultural and natural heritage.	The Museums and Heritage Act 2006		100		2,461
4	NATIONAL SPORTS STADIA MANAGEMENT BOARD	2002	Manage and maintain Sports facilities effectively and efficiently	State Corporations Act; Legal Notice No. 10 of 2005		100		542
	<b>TOTAL</b>							<b>6,152</b>
<b>MINISTRY OF DEFENCE</b>								
1	KENYA ORDINANCE FACTORIES CORPORATION	1997	To manufacture Hardware, Machinery and Equipment.	Legal notice No. 125 of 23rd July 1997		100		4,397
	<b>TOTAL</b>							<b>4,397</b>
<b>MINISTRY OF ENVIRONMENT, WATER AND NATURAL RESOURCES</b>								
1	ATHI WATER SERVICES BOARD	2003	Provision of water and sewerage services within the area of its jurisdiction.	The Water Act; Kenya Gazette Notice No. 1775		100		6,275
2	COAST WATER SERVICES BOARD	2004	To ensure provision of efficient, sustainable and affordable water and sanitation services through asset development and by contracting or registering competent and qualified water service providers.	The Water Act, 2002		100		1,148
3	KENYA FOREST SERVICE	2008	To conserve, develop and sustainably manage forest resources for Kenya's social-economic development.	Forest Act 2005.		100		65
4	KENYA FORESTRY RESEARCH INSTITUTE		To Conduct research in forestry and allied natural resources, Disseminate research findings, Co-operate with other research bodies within and outside Kenya carrying out similar research	Science and Technology Act (Chapter 250)		100		5,927

Consolidated Government Investment Report 2014/2015 FY (Section 89 of PFMA)

National Government Shareholding/Ownership in State Corporations and Government-Linked Corporations 2014/2015 FY								
	Name of State Corporation	Year of Incorporation	Mandate/Objective	Establishing Instrument	GOK Ownership (Direct/Indirect)			
					Nominal (Kshs. M)	GOK Direct or/ Indirect Ownership (%)	Movement in Ownership	Net Assets
5	KENYA WATER INSTITUTE		To provide directly or in collaboration with other institutions of higher learning, services in human resources development, consultancy, research and development in the water sector on commercial basis.	Kenya Water Institute Act of 2001.		100		1,829
6	KENYA WILDLIFE SERVICE	1989	To undertake protection, conservation, enforcement of wildlife laws and regulations, the jurisdiction over national parks and oversight role in the management of national reserves and private sanctuaries.	Conservation and Management Act Cap. 376 No. 16 of 1989.		100		10
7	LAKE VICTORIA NORTH WATER SERVICES BOARD		Ensure efficient and economical provision of water and sewerage services within its area of jurisdiction.	The Water Act 2002		100		1,430
8	LAKE VICTORIA SOUTH WATER SERVICES BOARD		Efficient and economical provision of Water and sewerage/Sanitation Services in the area of its jurisdiction.	Water Act; Legal Notice No. 1714		100		4,540
9	NATIONAL ENVIRONMENTAL MANAGEMENT AUTHORITY	1999	To exercise general supervision and co-ordination over all matters relating to the environment and to implement of all policies relating to the environment.	Environmental Management and Coordination Act (EMCA) No. 8 of 1999		100		529
10	NATIONAL IRRIGATION BOARD	1966	To develop, Control and Improve Irrigation Schemes	Irrigation Act, Cap 347		100		17,574
11	NATIONAL WATER CONSERVATION AND PIPELINE CORPORATION	1988	To develop state schemes i.e. construction of dams and water pans; development of canals; flood control works and drilling of boreholes.	State Corporations' Act (Cap 446); Legal Notice No. 270 of 24th June, 1988		100		932

National Government Shareholding/Ownership in State Corporations and Government-Linked Corporations 2014/2015 FY								
	Name of State Corporation	Year of Incorporation	Mandate/Objective	Establishing Instrument	GOK Ownership (Direct/Indirect)			
					Nominal (Kshs. M)	GOK Direct or Indirect Ownership (%)	Movement in Ownership	Net Assets
12	NORTHERN WATER SERVICES BOARD		To ensure availability of sufficient potable water and sanitation services for the people of the region through agents called Water Services Providers.	The Water Act, 2002; Kenya Gazette Notice No. 1716 of March 2004		100		111
13	RIFT VALLEY WATER SERVICES BOARD		To ensure cost effective and sustainable provision of water and sanitation services in its area of jurisdiction as provided for by the Water Act 2002	Water Act, 2002; Kenya Gazette Notice No. 1715 of 12th March, 2004		100		3,463
14	TANA WATER SERVICES BOARD	2004	To provide efficient, affordable, economical and sustainable water and sewerage services to the people within its area of jurisdiction	Water Act, 2002; Kenya Gazette Notice No. 1329 of 27 <sup>th</sup> February 2004		100		
15	TANATHI WATER SERVICES BOARD	2005	To provide efficient, affordable, economical and sustainable water and sewerage services to the people within its area of jurisdiction	Water Act, 2002; Legal Notice No.69 dated 4th June, 2008; Kenya Gazette Supplement No.25		100		2,058
16	WATER RESOURCES MANAGEMENT AUTHORITY	2002	To work as the lead agency in the management of water resources in the country	Water Act, 2002		100		1,482
17	WATER SERVICES REGULATORY BOARD	2003	To oversee the implementation of policies and strategies relating to provision of water and sewerage services.	Water Act, 2002		100		
18	WATER SERVICES TRUST FUND	2005	To assist in financing the provision of water services to areas in Kenya which are without adequate water services"	Water Act, 2002		100		504

National Government Shareholding/Ownership in State Corporations and Government-Linked Corporations 2014/2015 FY								
	Name of State Corporation	Year of Incorporation	Mandate/Objective	Establishing Instrument	GOK Ownership (Direct/Indirect)			
					Nominal (Kshs. M)	GOK Direct or/ Indirect Ownership (%)	Movement in Ownership	Net Assets
19	NATIONAL ENVIRONMENTAL TRUST FUND	2006	To facilitate research, capacity building, Environmental awards and Environmental Publications.	EMCA Act 1999, Sec 24				8
20	KENYA WATER TOWERS AGENCY	2012	To oversee and co-ordinate protection, conservation and rehabilitation of water towers	The Kenya Gazette Notice No.27				62
	<b>TOTAL</b>							<b>48,726</b>
<b>OFFICE OF THE ATTORNEY GENERAL AND DEPARTMENT OF JUSTICE</b>								
1	COUNCIL FOR LEGAL EDUCATION	2012	To establish, manage and control such training institutions as may be necessary for organizing and conducting:- courses for the acquisition of legal knowledge and professional skills and experience for admission to the Roll of Advocates.	Council of Legal Education Act (Cap. 16A)		100		54
2	KENYA COPYRIGHT BOARD	2003	Administration and enforcement of copyright and related rights.	Copyright Act Cap 130		100		46
3	KENYA LAW REFORM COMMISSION	2013	To keep under review all the law and recommend its reform to ensure— that the law conforms to the letter and spirit of the Constitution	Kenya Law Reform Commission Act No. 19 of 2013		100		28
4	KENYA LAW SCHOOL	1963	Provision of legal education	Kenya School of Law Act No. 26 of 2012		100		1300
5	NATIONAL COMMISSION ON HUMAN RIGHTS	2011	Promotion and protection of Human Rights in Kenya	The Kenya National Commission on Human Rights Act.2011		100		35
6	NATIONAL COUNCIL FOR LAW REPORTING	1995	To publish the official Kenya Law Reports which are compilations of the decisions of the Superior Courts of Kenya. Updating the revised Laws of Kenya.	National Council for Law Reporting Act, Act No. 11 of 1994.		100		239
7	STATE CORPORATIONS APPEALS TRIBUNAL	1986	Considering and determining appeals under Section 21 of the same Act	State Corporations Act (Cap 446)		100		76
8	WITNESS PROTECTION AGENCY	2008	To provide special protection, on behalf of state, to persons in possession of important information and who are facing risk or intimidation due to their co-operation with prosecution and the law enforcing agents.	Witness Protection Act (Amended) 2010		100		149
	<b>TOTAL</b>							<b>1,696</b>

National Government Shareholding/Ownership in State Corporations and Government-Linked Corporations 2014/2015 FY								
	Name of State Corporation	Year of Incorporation	Mandate/Objective	Establishing Instrument	GOK Ownership (Direct/Indirect)			
					Nominal (Kshs. M)	GOK Direct or/ Indirect Ownership (%)	Movement in Ownership	Net Assets
<b>GOVERNMENT LINKED COMPANIES</b>								
1	Kenya Commercial Bank Ltd	1896	Banking	company's Act (Cap486)	524	18		
2	CFC Stanbic Bank Ltd		Banking	company's Act (Cap486)	22	2		
3	CFC Insurance Holdings Ltd		Insurance services	company's Act (Cap486)	4			
4	Pan African Paper Mills Ltd		Manufacture of paper	company's Act (Cap486)	402	34		
5	Leyland (K) Ltd/ Kenya Vehicle Manufacturers Limited	1974	Production of light and heavy commercial vehicles	company's Act (Cap486)	8	35		
6	Mumias Sugar Company Ltd	1971	Sugar Manufacturing	company's Act (Cap486)	612	20		
7	Kenya Airways Ltd		Air Transport services	company's Act (Cap486)	2,230	28		
8	Housing Finance Co. Of Kenya	1965	mortgage financier, Housing Finance,	company's Act (Cap486)	42	4		
9	Safaricom Ltd	1997	Telecommunication Services	company's Act (Cap486)	701	35		
10	Telkom Ltd	1999	Telecommunication Services	company's Act (Cap486)	712	30		
11	Nairobi Securities Exchange			company's Act (Cap486)	1	5		
12	Miwani Sugar Company		Sugar Manufacturing	company's Act (Cap486)	41			
13	Uchumi Supermarkets Ltd	1976	Commercial and Services	company's Act (Cap486)	268	13	90	
	<b>TOTAL</b>				<b>5,566</b>		<b>90</b>	
	<b>GRAND TOTAL</b>				<b>15,306</b>		<b>90</b>	<b>1,693,233</b>

## SCHEDULE C

### National Government Shareholding / equity in state Corporations and Government Linked Corporations FY 2014/2015 FY

	Name of Corporation	Reccurent Grants (Kshs. M)	Development Grants (Kshs. M)	Net Profit/Loss (Kshs. M)	Surplus Funds/Deficits (Kshs. M)
<b>MINISTRY OF AGRICULTURE, LIVESTOCK AND FISHERIES DEVELOPMENT</b>					
1	AGRICULTURAL DEVELOPMENT CORPORATION	-	0	189	-
2	AGRICULTURAL FINANCE CORPORATION	-	500	202	-
3	AGRO-CHEMICAL AND FOOD COMPANY	-	-	-	14
	AGRICULTURE , FISHERIES AND FOOD AUTHORITY	512	-	-	270
4	BUKURA AGRICULTURAL COLLEGE	93	15	-	-
5	CHEMELIL SUGAR COMPANY	-	13	(527)	-
6	COFFEE BOARD OF KENYA	-	-	-	-
7	COFFEE DEVELOPMENT FUND	-	-	-	-
8	COFFEE RESEARCH FOUNDATION	-	-	-	-
9	COTTON DEVELOPMENT AUTHORITY	-	-	-	-
10	HORTICULTURAL CROPS DEVELOPMENT AUTHORITY	-	-	-	-
11	KANYA DAIRY BOARD	14	90	-	6
12	KENYA AGRICULTURAL RESEACH INSTITUTE	-	-	-	-
13	KENYA COCONUT DEVELOPMENT AUTHORITY	-	-	-	-
14	KENYA MARINE AND FISHERIES RESEARCH INSTITUTE	761	28	-	19
15	KENYA MEAT COMMISSION	122	700	388	-
16	KENYA PLANT HEALTH INSPECTORATE SERVICES	286	-	-	(32)
17	KENYA SEED COMPANY	-	-	432	-
18	KENYA SISAL BOARD	-	-	-	-
19	KENYA SUGAR BOARD	-	-	-	-
20	KENYA SUGAR RESEARCH FOUNDATION	-	-	-	-
21	KENYA VETERINARY VACCINES PRODUCTION INSTITUTE	-	19	-	73
22	MUHORONI SUGAR COMPANY (IN RECEIVERSHIP)	-	-	(6,038)	-
23	NATIONAL CEREALS AND PRODUCE BOARD	-	-	(134)	-
24	NEW KCC LIMITED	-	-	(187)	-
25	NYAYO TEA ZONES DEVELOPMENT CORPORATION	-	-	57	-
26	NZOIA SUGAR COMPANY	-	-	(334)	-

**National Government Shareholding / equity in state Corporations and Government Linked Corporations FY 2014/2015 FY**

	<b>Name of Corporation</b>	<b>Recurrent Grants (Kshs. M)</b>	<b>Development Grants (Kshs. M)</b>	<b>Net Profit/Loss (Kshs. M)</b>	<b>Surplus Funds/Deficits (Kshs. M)</b>
27	PYRETHRUM BOARD OF KENYA	-	-	-	-
28	SACCO SOCIETIES REGULATORY AUTHORITY	85	53	-	(29)
29	SOUTH NYANZA SUGAR COMPANY	94	-	(831)	-
30	TEA BOARD OF KENYA	-	-	-	-
31	TEA RESEARCH FOUNDATION	-	-	-	-
32	PEST CONTROL PRODUCTS BOARD	-	-	-	-
33	AGRICULTURAL INFORMATION RESOURCE CENTRE	-	-	-	-
34	KENYA TSETSE AND TRYPANOSOMIASIS ERADICATION COUNCIL	-	400	-	29
35	KENYA AGRICULTURAL & LIVESTOCK RESEACH ORGANIZATION-KALRO	2,056	123	-	746
36	KENYA ANIMAL GENETIC RESOURCES CENTRE	17	49	-	29
	<b>TOTAL</b>	<b>4,040</b>	<b>1,990</b>	<b>(6,783)</b>	<b>1,124</b>

**MINISTRY OF ENERGY AND PETROLEUM**

1	ENERGY REGULATORY COMMISSION	-	63	-	77
2	GEOHERMAL DEVELOPMENT COMPANY	702	2,702	1,559	-
3	KENYA ELECTRICITY GENERATING COMPANY	-	-	11,517	-
4	KENYA ELECTRICITY TRANSMISSION COMPANY	316	3,642	196	-
5	KENYA PETROLEUM REFINERIES	-	-	(1,418)	-
6	KENYA PIPELINE COMPANY	-	-	7,786	-
7	KENYA POWER AND LIGHTING COMPANY	-	1,832	12,109	-
8	NATIONAL OIL CORPORATION OF KENYA	217	-	160	-
9	RURAL ELECTRIFICATION AUTHORITY	504	11,848	-	4,785
10	KENYA NUCLEAR ELECTRICITY BOARD	220	80	-	(30)
	<b>TOTAL</b>	<b>1,959</b>	<b>20,166</b>	<b>31,909</b>	<b>4,832</b>

National Government Shareholding / Equity in state Corporations and Government Linked Corporations FY 2014/2015 FY					
	Name of Corporation	Recurrent Grants (Kshs. M)	Development Grants (Kshs. M)	Net Profit/Loss (Kshs. M)	Surplus Funds/Deficits (Kshs. M)
<b>NATIONAL TREASURY</b>					
1	CAPITAL MARKETS AUTHORITY	-	-	-	144
2	CONSOLIDATED BANK	-	-	(281)	-
3	DEPOSIT PROTECTION FUND	-	-	-	8,330
4	FINANCIAL REPORTING CENTER	305	-	-	-
5	INSURANCE REGULATORY AUTHORITY	-	-	-	760
6	KENYA ACCOUNTANTS AND SECRETARIES NATIONAL EXAMINATION BOARD	-	-	-	170
7	KENYA COMPETITION AUTHORITY	290	-	-	123
8	KENYA INSTITUTE OF SUPPLIES MANAGEMENT	30	20	-	29
9	KENYA INVESTMENT AUTHORITY	256	-	-	2
10	KENYA NATIONAL ASSURANCE CO. (2001)	-	-	(29)	-
11	KENYA POST OFFICE SAVINGS BANK	-	-	(1,442)	-
12	KENYA REINSURANCE CORPORATION	-	-	3,137	-
13	KENYA REVENUE AUTHORITY	15,058	412	-	1,175
14	KENYA TRADE NETWORK	621	1,041	-	(38)
15	NATIONAL BANK OF KENYA	-	-	-	-
16	POLICY HOLDERS COMPENSATION FUND	-	-	-	1,034
17	PRIVATIZATION COMMISSION	220	-	-	68
18	PUBLIC PROCUREMENT OVERSIGHT AUTHORITY	304	83	-	18
19	RETIRMENT BENEFITS AUTHORITY	-	-	-	119
20	UNCLAIMED FINANCIAL ASSETS AUTHORITY	120	-	-	102
21	CENTRAL BANK OF KENYA	-	-	-	-
22	LOCAL AUTHORITIES PROVIDENT FUND	-	-	-	3,072
	<b>TOTAL</b>	<b>17,204</b>	<b>1,556</b>	<b>1,385</b>	<b>15,107</b>

**National Government Shareholding / Equity in state Corporations and Government Linked Corporations FY 2014/2015 FY**

	<b>Name of Corporation</b>	<b>Recurrent Grants (Kshs. M)</b>	<b>Development Grants (Kshs. M)</b>	<b>Net Profit/Loss (Kshs. M)</b>	<b>Surplus Funds/Deficits (Kshs. M)</b>
<b>MINISTRY OF EDUCATION, SCIENCE AND TECHNOLOGY</b>					
1	JARAMOGO OGINGA ODINGA UNIVERSITY	505	183	-	8
2	CHUKA UNIVERSITY COLLEGE	545	150	-	292
3	COMMISSION FOR HIGHER EDUCATION	241	-	-	94
4	COOPERATIVE UNIVERSITY COLLEGE	265	147	-	(13)
5	EGERTON UNIVERSITY	2,822	41	-	89
6	EMBU UNIVERSITY COLLEGE	318	202	-	(17)
7	HIGHER EDUCATION LOANS BOARD	4,889	-	-	808
8	JOMO KENYATTA FOUNDATION	-	-	86	-
9	JOMO KENYATTA UNIVERSITY OF AGRICULTURE AND TECHNOLOGY	1,783	41	-	268
10	KABIANGA UNIVERSITY COLLEGE	506	148	-	(10)
11	KARATINA UNIVERSITY COLLEGE	525	218	-	63
12	KENYA INSTITUTE OF CURRICULUM DEVELOPMENT	712	114	-	(51)
13	KENYA LITERATURE BUREAU	-	-	176	-
14	KENYA MULTIMEDIA UNIVERSITY COLLEGE	403	188	-	(150)
15	KENYA NATIONAL COMMISSION FOR UNESCO	207	5	-	31
16	KENYA NATIONAL EXAMINATION COUNCIL	202	460	-	59
17	TECHNICAL UNIVERSITY OF KENYA	1,041	181	-	(209)
18	KENYATTA UNIVERSITY	3,186	549	-	748
19	KIMATHI UNIVERSITY COLLEGE OF SCIENCE AND TECHNOLOGY	513	149	-	(52)
20	KIRINYAGA UNIVERSITY COLLEGE	277	118	-	1
21	KISII UNIVERSITY COLLEGE	519	247	-	22
22	LAIKIPIA UNIVERSITY COLLEGE	518	188	-	(107)
23	MACHAKOS UNIVERSITY COLLEGE	290	185	-	(82)
24	MASENO UNIVERSITY	1,461	41	-	97
25	MASINDE MULIRO UNIVERSITY OF TECHNOLOGY	1,330	97	-	287
26	MERU UNIVERSITY COLLEGE OF SCIENCE AND TECHNOLOGY	514	142	-	(29)
27	MOI UNIVERSITY	2,844	38	-	(6)
28	TECHNICAL UNIVERSITY OF MOMBASA	734	149	-	(98)

<b>National Government Shareholding / Equity in state Corporations and Government Linked Corporations FY 2014/2015 FY</b>					
	<b>Name of Corporation</b>	<b>Recurrent Grants (Kshs. M)</b>	<b>Development Grants (Kshs. M)</b>	<b>Net Profit/Loss (Kshs. M)</b>	<b>Surplus Funds/Deficits (Kshs. M)</b>
29	MURANGA UNIVERSITY COLLEGE	321	156	-	(11)
30	MAASA MARA UNIVERSITY COLLEGE	633	208	-	27
31	NATIONAL BIOSAFETY AUTHORITY	92	-	-	(20)
32	NATIONAL COUNCIL FOR SCIENCE AND TECHNOLOGY	531	180	-	2
33	PWANI UNIVERSITY COLLEGE	514	117	-	40
34	RONGO UNIVERSITY COLLEGE	246	162	-	(44)
35	SCHOOL EQUIPMENT PRODUCTION UNIT	10	5	82	-
36	SOUTH EAST UNIVERSITY COLLEGE	568	152	-	(33)
37	TAITA TAVETA UNIVERSITY COLLEGE	296	174	-	(90)
38	UNIVERSITY OF NAIROBI ENTERPRISES AND SERVICES LIMITED	-	-	25	-
39	UNIVERSITY OF NAIROBI	5,256	54	-	(658)
40	ELDORET UNIVERSITY	1,148	142	-	(329)
41	GARISSA UNIVERSITY	342	118	-	19
42	KENYA EDUCATION MANAGEMENT INSTITUTE	67	9	-	(2)
43	CENTRE FOR MATHEMATICS, SCIENCE AND TECHNOLOGY EDUCATION IN AFRICA	106	155	-	40
44	KIBABII UNIVERSITY COLLEGE	232	178	-	5
	<b>TOTAL</b>	<b>37,512</b>	<b>5,791</b>	<b>369</b>	<b>989</b>
<b>MINISTRY OF LANDS AND HOUSING</b>					
1	NATIONAL HOUSING CORPORATION	-	-	309	-
2	NATIONAL CONSTRUCTION AUTHORITY	39	-	-	618
	<b>TOTAL</b>	<b>39</b>	<b>-</b>	<b>309</b>	<b>618</b>
<b>MINISTRY OF INDUSTRIALIZATION AND ENTREPRISES</b>					
1	ANTI-COUNTERFEIT AGENCY	170	20	-	(21)
2	EAST AFRICAN PORTLAND CEMENT	-	-	359	-
3	INDUSTRIAL AND COMMERCIAL DEVELOPMENT CORPORATION	-	-	1,566	-
4	INDUSTRIAL DEVELOPMENT BANK	-	-	6	-
5	KENYA BUREAU OF STANDARDS	-	-	-	364

National Government Shareholding / Equity in state Corporations and Government Linked Corporations FY 2014/2015 FY					
	Name of Corporation	Recurrent Grants (Kshs. M)	Development Grants (Kshs. M)	Net Profit/Loss (Kshs. M)	Surplus Funds/Deficits (Kshs. M)
6	KENYA INDUSTRIAL ESTATES	160	436	(60)	-
7	KENYA INDUSTRIAL PROPERTY INSTITUTE	15	-	-	34
8	KENYA INDUSTRIAL RESEARCH AND DEVELOPMENT INSTITUTE	522	1,500	-	(87)
9	KENYA LEATHER DEVELOPMENT COUNCIL	13	10	-	(21)
10	KENYA NATIONAL ACCREDITATION SERVICE	120	-	-	-
11	KENYA NATIONAL TRADING CORPORATION (KNTC)	-	-	(9)	-
12	KENYA WINE AGENCIES	-	-	-	-
13	NUMERICAL MACHINING COMPLEX	110	131	(84)	-
14	NATIONAL INDUSTRIAL TRAINING INSTITUTE	334	130	-	90
	<b>TOTAL</b>	<b>1,445</b>	<b>2,227</b>	<b>1,777</b>	<b>359</b>

#### MINISTRY OF INFORMATION, COMMUNICATION & TECHNOLOGY

1	BRAND KENYA BOARD	79	-	-	(48)
2	COMMUNICATIONS AUTHORITY OF KENYA	-	-	-	1,033
3	INFORMATION AND COMMUNICATION TECHNOLOGY BOARD	119	3,195	-	(516)
4	KENYA BROADCASTING CORPORATION	486	598	(5,394)	-
5	KENYA FILM CLASSIFICATION	79	-	-	(51)
6	KENYA FILM COMMISSION	82	-	-	(24)
7	KENYA YEARBOOK EDITORIAL BOARD	63	7	-	1
8	KONZA TECHNOLOGIES DEVELOPMENT AUTHORITY	90	900	-	490
9	POSTAL CORPORATION OF KENYA	-	-	203	-
	<b>TOTAL</b>	<b>998</b>	<b>4,700</b>	<b>(5,191)</b>	<b>885</b>

#### MINISTRY OF INTERIOR AND COORDINATION OF NATIONAL GOVERNMENT

1	BETTING CONTROL AND LICENSING BOARD	50	-	-	138
2	KENYA COPYRIGHT BOARD	80	-	-	(16)
3	NATIONAL AIDS CONTROL COUNCIL	679	150	-	201

National Government Shareholding / Equity in state Corporations and Government Linked Corporations FY 2014/2015 FY					
	Name of Corporation	Recurrent Grants (Kshs. M)	Development Grants (Kshs. M)	Net Profit/Loss (Kshs. M)	Surplus Funds/Deficits (Kshs. M)
4	NATIONAL CAMPAIGN AGAINST DRUGS ABUSE AUTHORITY	225	90	-	(76)
5	NATIONAL COUNCIL FOR PERSONS WITH DISABILITIES	919	304	-	109
6	NATIONAL CRIME RESEARCH CENTER	62	8	-	(11)
	<b>TOTAL</b>	<b>2,015</b>	<b>552</b>	<b>-</b>	<b>345</b>
<b>MINISTRY OF LABOUR SOCIAL SECURITY AND SERVICES</b>					
1	NATIONAL SOCIAL SECURITY FUND	-	-	13,149	-
	<b>Sub -Total</b>	<b>-</b>	<b>-</b>	<b>13,149</b>	<b>-</b>
<b>MINISTRY OF HEALTH</b>					
1	KENYA MEDICAL SUPPLIES AGENCY	334	15	-	1,377
2	KENYA MEDICAL RESEARCH INSTITUTE	1,891	80	-	291
3	KENYA MEDICAL TRAINING COLLEGE	1,990	330	-	415
4	KENYATTA NATIONAL HOSPITAL	6,629	278	-	63
5	MEDICAL PRACTITIONERS AND DENTIST BOARD	-	-	-	56
6	MOI TEACHING AND REFERRAL HOSPITAL	1,702	80	-	149
7	NATIONAL HOSPITAL INSURANCE FUND	-	-	2,789	-
8	PHARMACY AND POISONS BOARD	-	-	-	355
9	KENYA MEDICAL LABORATORY TECHNICIANS AND TECHNOLOGISTS BOARD	-	-	-	-
10	NATIONAL QUALITY CONTROL LABORATORY	14	17	-	14
	<b>TOTAL</b>	<b>12,560</b>	<b>800</b>	<b>2,789</b>	<b>2,719</b>
<b>DEVOLUTION AND PLANNING</b>					
1	CONSTITUENCY DEVELOPMENT FUND	1,648	-	-	387
2	DROUGHT MANAGEMENT AUTHORITY	382	5,385	-	12

National Government Shareholding / Equity in state Corporations and Government Linked Corporations FY 2014/2015 FY					
	Name of Corporation	Recurrent Grants (Kshs. M)	Development Grants (Kshs. M)	Net Profit/Loss (Kshs. M)	Surplus Funds/Deficits (Kshs. M)
3	KENYA INSTITUTE OF PUBLIC POLICY RESEARCH AND ANALYSIS	239	14	-	71
4	KENYA NATIONAL BUREAU OF STATISTICS	749	98	-	70
5	KENYA SCHOOL OF GOVERNMENT	293	34	-	198
6	KENYA VISION 2030	196	6	-	(9)
7	NATIONAL COORDINATING AGENCY FOR POPULATION AND DEVELOPMENT	229	113	-	(25)
8	NGO COORDINATION BOARD	111	23	-	10
9	YOUTH ENTERPRISE DEVELOPMENT FUND	234	105	-	(201)
10	WOMEN ENTERPRISE DEVELOPMENT FUND	15	154	-	(80)
	<b>TOTAL</b>	<b>4,096</b>	<b>5,932</b>	<b>-</b>	<b>433</b>
<b>MINISTRY OF EAST AFRICAN AFFAIRS, COMMERCE AND TOURISM</b>					
1	BOMAS OF KENYA	250	155	9	-
2	TOURISM FUND	-	-	504	-
3	COAST DEVELOPMENT AUTHORITY	58	206	-	(146)
4	EWASO NG'IRO NORTH DEVELOPMENT AUTHORITY	59	1,462	-	815
5	EWASO NG'IRO SOUTH DEVELOPMENT AUTHORITY	56	227	-	-
6	EXPORT PROCESSING ZONES AUTHORITY	136	200	-	33
7	EXPORT PROMOTION COUNCIL	461	80	-	9
8	KENYA SAFARI LODGES AND HOTELS	-	-	-	-
9	KENYA TOURIST BOARD	697	-	-	-
10	TOURIST FINANCE CORPORATION	-	-	905	-
11	KENYA UTALII COLLEGE	126	114	-	663
12	KENYATTA INTERNATIONAL CONFERENCE CENTER	62	151	-	132
13	KERIO VALLEY DEVELOPMENT AUTHORITY	113	329	-	46
14	LAKE BASIN DEVELOPMENT AUTHORITY	131	232	-	3
15	NATIONAL DROUGHT MANAGEMENT AUTHORITY	382	5,385	-	12
16	TANA AND ATHI RIVERS DEVELOPMENT AUTHORITY	137	282	-	(756)
	<b>TOTAL</b>	<b>2,667</b>	<b>8,823</b>	<b>1,418</b>	<b>811</b>

National Government Shareholding / Equity in state Corporations and Government Linked Corporations FY 2014/2015 FY					
	Name of Corporation	Recurrent Grants (Kshs. M)	Development Grants (Kshs. M)	Net Profit/Loss (Kshs. M)	Surplus Funds/Deficits (Kshs. M)
<b>MINISTRY OF TRANSPORT AND INFRASTRUCTURE</b>					
1	KENYA AIRPORTS AUTHORITY	-	-	4,463	-
2	KENYA CIVIL AVIATION AUTHORITY	-	-	-	203
3	KENYA FERRY SERVICE	376	600	-	(6)
4	KENYA MARITIME AUTHORITY	79	-	-	370
5	KENYA NATIONAL HIGHWAYS AUTHORITY	10,030	64,306	-	943
6	KENYA NATIONAL SHIPPING LINE	30	-	-	(24)
7	KENYA PORTS AUTHORITY	-	770	7,404	-
8	KENYA RAILWAYS CORPORATION	-	-	1,059	-
9	KENYA ROADS BOARD	-	-	-	-
10	KENYA RURAL ROADS AUTHORITY	9,777	16,629	-	1,802
11	KENYA URBAN ROADS AUTHORITY	4,085	9,548	-	(1,621)
12	NATIONAL TRANSPORT AND SAFETY AUTHORITY	382	-	-	39
	<b>Sub-Total</b>	<b>24,759</b>	<b>91,852</b>	<b>12,926</b>	<b>1,706</b>
<b>MINISTRY OF SPORTS, CULTURE AND THE ARTS</b>					
1	KENYA CULTURE CENTRE	20	-	-	1
2	KENYA NATIONAL LIBRARY SERVICE	563	500	-	(77)
3	NATIONAL MUSEUMS OF KENYA	577	-	-	93
4	NATIONAL SPORTS STADIA MANAGEMENT BOARD	131	150	-	4
	<b>TOTAL</b>	<b>1,291</b>	<b>650</b>	<b>-</b>	<b>22</b>
<b>MINISTRY OF DEFENCE</b>					
1	KENYA ORDINANCE FACTORIES CORPORATION	242	-	-	69
	<b>TOTAL</b>	<b>242</b>			<b>69</b>
<b>MINISTRY OF ENVIRONMENT, WATER AND NATURAL RESOURCE</b>					
1	ATHI WATER SERVICES BOARD	-	280	-	136
2	COAST WATER SERVICES BOARD	-	672	-	519
3	KENYA FOREST SERVICE	1,863	443	-	290
4	KENYA FORESTRY RESEARCH INSTITUTE	1,099	85	-	(37)

<b>National Government Shareholding / Equity in state Corporations and Government Linked Corporations FY 2014/2015 FY</b>					
	<b>Name of Corporation</b>	<b>Recurrent Grants (Kshs. M)</b>	<b>Development Grants (Kshs. M)</b>	<b>Net Profit/Loss (Kshs. M)</b>	<b>Surplus Funds/Deficits (Kshs. M)</b>
5	KENYA WATER INSTITUTE	141	190	-	101
6	KENYA WILDLIFE SERVICE	3	-	(0)	-
7	LAKE VICTORIA NORTH WATER SERVICES BOARD	28	36	-	(234)
8	LAKE VICTORIA SOUTH WATER SERVICES BOARD	36	380	-	(14)
9	NATIONAL ENVIRONMENTAL MANAGEMENT AUTHORITY	374	59	-	22
10	NATIONAL IRRIGATION BOARD	126	8,125	-	3,625
11	NATIONAL WATER CONSERVATION AND PIPELINE CORPORATION	173	3,099	-	(76)
12	NORTHERN WATER SERVICES BOARD	63	765	-	1
13	RIFT VALLEY WATER SERVICES BOARD	-	403	-	321
14	TANA WATER SERVICES BOARD	13	383	-	(130)
15	TANATHI WATER SERVICES BOARD	19	634	-	-
16	WATER RESOURCES MANAGEMENT AUTHORITY	278	300	-	23
17	WATER SERVICES REGULATORY BOARD	0	30	-	21
18	WATER SERVICES TRUST FUND	27	400	-	280
19	NATIONAL ENVIRONMENTAL TRUST FUND	68	43	-	2
20	KENYA WATER TOWERS AGENCY	200	180	-	11
	<b>TOTAL</b>	<b>4,508</b>	<b>16,506</b>	<b>(0)</b>	<b>4,859</b>
<b>OFFICE OF THE ATTORNEY GENERAL AND DEPARTMENT OF JUSTICE</b>					
1	COUNCIL FOR LEGAL EDUCATION	88	-	-	(5)
2	NATIONAL COMMISSION ON HUMAN RIGHTS	345	75	-	(10)
3	NATIONAL COUNCIL FOR LAW REPORTING	260	-	-	17
4	STATE CORPORATIONS APPEALS TRIBUNAL	30	25	-	33
5	KENYA LAW SCHOOL	103	110	-	32
6	WITNESS PROTECTION AGENCY	-	-	-	-
7	KENYA LAW REFORM COMMISSION	208	-	-	-
	<b>TOTAL</b>	<b>1,034</b>	<b>210</b>	<b>-</b>	<b>70</b>
	<b>GRAND TOTAL</b>	<b>116,127</b>	<b>161,755</b>	<b>54,058</b>	<b>34,880</b>

## SCHEDULE D

### Loans and Guarantees by National Government to State Corporations and Government-Linked Corporations 2014/2015 FY

	Name of Corporation	Total GOK Outstanding Loans/Direct (Kshs.M)	Total GOK Outstanding Loans/On Lent (Kshs.M)	Total GOK Loans (Kshs. M)	Undischarged Guarantees (Kshs. M)
<b>MINISTRY OF AGRICULTURE, LIVESTOCK AND FISHERIES DEVELOPMENT</b>					
1	AGRICULTURAL DEVELOPMENT CORPORATION	-	-	-	-
2	AGRICULTURAL FINANCE CORPORATION	1,010.80	927.00	1,937.80	-
3	AGRO-CHEMICAL AND FOOD COMPANY	-	8,553.90	8,553.90	-
	AGRICULTURE , FISHERIES AND FOOD AUTHORITY	-	-	-	-
4	BUKURA AGRICULTURAL COLLEGE	-	-	-	-
5	CHEMELIL SUGAR COMPANY	-	-	-	-
6	COFFEE BOARD OF KENYA	-	-	-	-
7	COFFEE DEVELOPMENT FUND	-	-	-	-
8	COFFEE RESEARCH FOUNDATION	-	-	-	-
9	COTTON DEVELOPMENT AUTHORITY	-	-	-	-
10	HORTICULTURAL CROPS DEVELOPMENT AUTHORITY	-	-	-	-
11	KANYA DAIRY BOARD	-	-	-	-
12	KENYA AGRICULTURAL RESEACH INSTITUTE	-	-	-	-
13	KENYA COCONUT DEVELOPMENT AUTHORITY	-	-	-	-
14	KENYA MARINE AND FISHERIES RESEARCH INSTITUTE	-	-	-	-
15	KENYA MEAT COMMISSION	320.40	-	320.40	-
16	KENYA PLANT HEALTH INSPECTORATE SERVICES	-	-	-	-
17	KENYA SEED COMPANY	-	-	-	-
18	KENYA SISAL BOARD	-	-	-	-
19	KENYA SUGAR BOARD	-	-	-	-
20	KENYA SUGAR RESEARCH FOUNDATION	-	-	-	-
21	KENYA VETERINARY VACCINES PRODUCTION INSTITUTE	-	-	-	-
22	MUHORONI SUGAR COMPANY (IN RECEIVERSHIP)	6,223.10	-	6,223.10	-
23	NATIONAL CEREALS AND PRODUCE BOARD	-	-	-	-
24	NEW KCC LIMITED	-	-	-	-
25	NYAYO TEA ZONES DEVELOPMENT CORPORATION	-	-	-	-
26	NZOIA SUGAR COMPANY	33,902.10	948.60	34,850.70	-
27	PYRETHRUM BOARD OF KENYA	-	-	-	-
28	SACCO SOCIETIES REGULATORY AUTHORITY	-	-	-	-
29	SOUTH NYANZA SUGAR COMPANY	207.50	-	207.50	-
30	TEA BOARD OF KENYA	-	-	-	-
31	TEA RESEARCH FOUNDATION	-	-	-	-
32	PEST CONTROL PRODUCTS BOARD	-	-	-	-
33	AGRICULTURAL INFORMATION RESOURCE CENTRE	-	-	-	-

Loans and Guarantees by National Government to State Corporations and Government-Linked Corporations 2014/2015 FY					
	Name of Corporation	Total GOK Outstanding Loans/Direct (Kshs.M)	Total GOK Outstanding Loans/On Lent (Kshs.M)	Total GOK Loans (Kshs. M)	Undischarged Guarantees (Kshs. M)
34	KENYA TSETSE AND TRYPANOSOMIASIS ERADICATION COUNCIL	-	-	-	-
35	KENYA AGRICULTURAL & LIVESTOCK RESEACH ORGANIZATION-KALRO	-	-	-	-
36	KENYA ANIMAL GENETIC RESOURCES CENTRE	-	-	-	-
	<b>TOTAL</b>	<b>41,663.90</b>	<b>10,429.50</b>	<b>52,093.40</b>	<b>-</b>

### MINISTRY OF ENERGY AND PETROLEUM

1	ENERGY REGULATORY COMMISSION	-	-	-	-
2	GEOHERMAL DEVELOPMENT COMPANY	-	-	-	-
3	KENYA ELECTRICITY GENERATING COMPANY	-	64,082.00	64,082.00	41,180.00
4	KENYA ELECTRICITY TRANSMISSION COMPANY	-	-	-	-
5	KENYA PETROLEUM REFINERIES	-	-	-	-
6	KENYA PIPELINE COMPANY	-	-	-	85.00
7	KENYA POWER AND LIGHTING COMPANY	-	35,562.00	35,562.00	-
8	NATIONAL OIL CORPORATION OF KENYA	-	-	-	-
9	RURAL ELECTRIFICATION AUTHORITY	-	-	-	-
10	KENYA NUCLEAR ELECTRICITY BOARD	-	-	-	-
	<b>TOTAL</b>	<b>-</b>	<b>99,644.00</b>	<b>99,644.00</b>	<b>41,265.00</b>

### NATIONAL TREASURY

1	CAPITAL MARKETS AUTHORITY	-	-	-	-
2	CONSOLIDATED BANK	-	-	-	-
3	DEPOSIT PROTECTION FUND	-	-	-	-
4	FINANCIAL REPORTING CENTER	-	-	-	-
5	INSURANCE REGULATORY AUTHORITY	-	-	-	-
6	KENYA ACCOUNTANTS AND SECRETARIES NATIONAL EXAMINATION BOARD	-	-	-	-
7	KENYA COMPETITION AUTHORITY	-	-	-	-
8	KENYA INSTITUTE OF SUPPLIES MANAGEMENT	-	-	-	-
9	KENYA INVESTMENT AUTHORITY	-	-	-	-
10	KENYA NATIONAL ASSURANCE CO. (2001)	-	-	-	-

Loans and Guarantees by National Government to State Corporations and Government-Linked Corporations 2014/2015 FY					
	Name of Corporation	Total GOK Outstanding Loans/Direct (Kshs.M)	Total GOK Outstanding Loans/On Lent (Kshs.M)	Total GOK Loans (Kshs. M)	Undischarged Guarantees (Kshs. M)
11	KENYA POST OFFICE SAVINGS BANK	-	-	-	-
12	KENYA REINSURANCE CORPORATION	-	-	-	-
13	KENYA REVENUE AUTHORITY	-	-	-	-
14	KENYA TRADE NETWORK	-	-	-	-
15	NATIONAL BANK OF KENYA	-	-	-	-
16	POLICY HOLDERS COMPENSATION FUND	-	-	-	-
17	PRIVATIZATION COMMISSION	-	-	-	-
18	PUBLIC PROCUREMENT OVERSIGHT AUTHORITY	-	-	-	-
19	RETIREMENT BENEFITS AUTHORITY	-	-	-	-
20	UNCLAIMED FINANCIAL ASSETS AUTHORITY	-	-	-	-
21	CENTRAL BANK OF KENYA	-	-	-	-
22	LOCAL AUTHORITIES PROVIDENT FUND	-	-	-	-
	<b>TOTAL</b>	-	-	-	-
<b>MINISTRY OF EDUCATION, SCIENCE AND TECHNOLOGY</b>					
1	JARAMOGO OGINGA ODINGA UNIVERSITY	-	-	-	-
2	CHUKA UNIVERSITY COLLEGE	-	-	-	-
3	COMMISSION FOR HIGHER EDUCATION	-	-	-	-
4	COOPERATIVE UNIVERSITY COLLEGE	-	-	-	-
5	EGERTON UNIVERSITY	-	-	-	-
6	EMBU UNIVERSITY COLLEGE	-	-	-	-
7	HIGHER EDUCATION LOANS BOARD	-	-	-	-
8	JOMO KENYATTA FOUNDATION	-	-	-	-
9	JOMO KENYATTA UNIVERSITY OF AGRICULTURE AND TECHNOLOGY	-	-	-	-
10	KABIANGA UNIVERSITY COLLEGE	-	-	-	-
11	KARATINA UNIVERSITY COLLEGE	-	-	-	-
12	KENYA INSTITUTE OF CURRICULUM DEVELOPMENT	-	-	-	-
13	KENYA LITERATURE BUREAU	-	-	-	-
14	KENYA MULTIMEDIA UNIVERSITY COLLEGE	-	-	-	-
15	KENYA NATIONAL COMMISSION FOR UNESCO	-	-	-	-
16	KENYA NATIONAL EXAMINATION COUNCIL	-	-	-	-
17	TECHNICAL UNIVERSITY OF KENYA	-	-	-	-
18	KENYATTA UNIVERSITY	-	-	-	-

Loans and Guarantees by National Government to State Corporations and Government-Linked Corporations 2014/2015 FY					
	Name of Corporation	Total GOK Outstanding Loans/Direct (Kshs.M)	Total GOK Outstanding Loans/On Lent (Kshs.M)	Total GOK Loans (Kshs. M)	Undischarged Guarantees (Kshs. M)
19	KIMATHI UNIVERSITY COLLEGE OF SCIENCE AND TECHNOLOGY	-	-	-	-
20	KIRINYAGA UNIVERSITY COLLEGE	-	-	-	-
21	KISII UNIVERSITY COLLEGE	-	-	-	-
22	LAIKIPIA UNIVERSITY COLLEGE	-	-	-	-
23	MACHAKOS UNIVERSITY COLLEGE	-	-	-	-
24	MASENO UNIVERSITY	-	-	-	-
25	MASINDE MULIRO UNIVERSITY OF TECHNOLOGY	-	-	-	-
26	MERU UNIVERSITY COLLEGE OF SCIENCE AND TECHNOLOGY	-	-	-	-
27	MOI UNIVERSITY	231.00	-	231.00	-
28	TECHNICAL UNIVERSITY OF MOMBASA	-	-	-	-
29	MURANGA UNIVERSITY COLLEGE	-	-	-	-
30	MAASA MARA UNIVERSITY COLLEGE	-	-	-	-
31	NATIONAL BIOSAFETY AUTHORITY	-	-	-	-
32	NATIONAL COUNCIL FOR SCIENCE AND TECHNOLOGY	-	-	-	-
33	PWANI UNIVERSITY COLLEGE	-	-	-	-
34	RONGO UNIVERSITY COLLEGE	-	-	-	-
35	SCHOOL EQUIPMENT PRODUCTION UNIT	-	-	-	-
36	SOUTH EAST UNIVERSITY COLLEGE	-	-	-	-
37	TAITA TAVETA UNIVERSITY COLLEGE	-	-	-	-
38	UNIVERSITY OF NAIROBI ENTERPRISES AND SERVICES LIMITED	-	-	-	-
39	UNIVERSITY OF NAIROBI	-	-	-	-
40	ELDORET UNIVERSITY	-	-	-	-
41	GARISSA UNIVERSITY	-	-	-	-
42	KENYA EDUCATION MANAGEMENT INSTITUTE	-	-	-	-
43	CENTRE FOR MATHEMATICS, SCIENCE AND TECHNOLOGY EDUCATION IN AFRICA	-	-	-	-
44	KIBABII UNIVERSITY COLLEGE	-	-	-	-
	<b>TOTAL</b>	<b>231.00</b>	<b>-</b>	<b>231.00</b>	<b>-</b>
<b>MINISTRY OF LANDS AND HOUSING</b>					
1	NATIONAL HOUSING CORPORATION	-	-	-	-
2	NATIONAL CONSTRUCTION AUTHORITY	-	-	-	-
	<b>TOTAL</b>	<b>-</b>	<b>-</b>	<b>-</b>	<b>-</b>

Loans and Guarantees by National Government to State Corporations and Government-Linked Corporations 2014/2015 FY					
	Name of Corporation	Total GOK Outstanding Loans/Direct (Kshs.M)	Total GOK Outstanding Loans/On Lent (Kshs.M)	Total GOK Loans (Kshs. M)	Undischarged Guarantees (Kshs. M)
<b>MINISTRY OF INDUSTRIALIZATION AND ENTREPRISES</b>					
1	ANTI-COUNTERFEIT AGENCY	-	-	-	-
2	EAST AFRICAN PORTLAND CEMENT	-	-	-	1,427
3	INDUSTRIAL AND COMMERCIAL DEVELOPMENT CORPORATION	341.00	23.60	364.60	0
4	INDUSTRIAL DEVELOPMENT BANK	-	-	-	-
5	KENYA BUREAU OF STANDARDS	-	-	-	-
6	KENYA INDUSTRIAL ESTATES	504.30	504.30	1,008.60	-
7	KENYA INDUSTRIAL PROPERTY INSTITUTE	-	-	-	-
8	KENYA INDUSTRIAL RESEARCH AND DEVELOPMENT INSTITUTE	-	-	-	-
9	KENYA LEATHER DEVELOPMENT COUNCIL	-	-	-	-
10	KENYA NATIONAL ACCREDITATION SERVICE	-	-	-	-
11	KENYA NATIONAL TRADING CORPORATION (KNTC)	-	-	-	23.70
12	KENYA WINE AGENCIES	-	-	-	-
13	NUMERICAL MACHINING COMPLEX	-	-	-	-
14	NATIONAL INDUSTRIAL TRAINING INSTITUTE	-	-	-	-
	<b>TOTAL</b>	<b>845.30</b>	<b>527.90</b>	<b>1,373.20</b>	<b>1,451</b>
<b>MINISTRY OF INFORMATION, COMMUNICATION &amp; TECHNOLOGY</b>					
1	BRAND KENYA BOARD	-	-	-	-
2	COMMUNICATIONS AUTHORITY OF KENYA	-	-	-	-
3	INFORMATION AND COMMUNICATION TECHNOLOGY BOARD	-	-	-	-
4	KENYA BROADCASTING CORPORATION	45,205.00	-	45,205.00	2,800.00
5	KENYA FILM CLASSIFICATION	-	-	-	-
6	KENYA FILM COMMISSION	-	-	-	-
7	KENYA YEARBOOK EDITORIAL BOARD	-	-	-	-
8	KONZA TECHNOLOGIES DEVELOPMENT AUTHORITY	-	-	-	-
9	POSTAL CORPORATION OF KENYA	-	-	-	-
	<b>TOTAL</b>	<b>45,205.00</b>	<b>-</b>	<b>45,205.00</b>	<b>2,800.00</b>

Loans and Guarantees by National Government to State Corporations and Government-Linked Corporations 2014/2015 FY					
	Name of Corporation	Total GOK Outstanding Loans/Direct (Kshs.M)	Total GOK Outstanding Loans/On Lent (Kshs.M)	Total GOK Loans (Kshs. M)	Undischarged Guarantees (Kshs. M)
<b>MINISTRY OF INTERIOR AND COORDINATION OF NATIONAL GOVERNMENT</b>					
1	BETTING CONTROL AND LICENSING BOARD	-	-	-	-
2	KENYA COPYRIGHT BOARD	-	-	-	-
3	NATIONAL AIDS CONTROL COUNCIL	-	-	-	-
4	NATIONAL CAMPAIGN AGAINST DRUGS ABUSE AUTHORITY	-	-	-	-
5	NATIONAL COUNCIL FOR PERSONS WITH DISABILITIES	-	-	-	-
6	NATIONAL CRIME RESEARCH CENTER	-	-	-	-
	<b>TOTAL</b>	-	-	-	-
<b>MINISTRY OF LABOUR SOCIAL SECURITY AND SERVICES</b>					
1	NATIONAL SOCIAL SECURITY FUND	-	-	-	-
	<b>Sub -Total</b>	-	-	-	-
<b>MINISTRY OF HEALTH</b>					
1	KENYA MEDICAL SUPPLIES AGENCY	-	-	-	-
2	KENYA MEDICAL RESEARCH INSTITUTE	-	-	-	-
3	KENYA MEDICAL TRAINING COLLEGE	-	-	-	-
4	KENYATTA NATIONAL HOSPITAL	-	-	-	-
5	MEDICAL PRACTITIONERS AND DENTIST BOARD	-	-	-	-
6	MOI TEACHING AND REFERRAL HOSPITAL	-	-	-	-
7	NATIONAL HOSPITAL INSURANCE FUND	-	-	-	-
8	PHARMACY AND POISONS BOARD	-	-	-	-
9	KENYA MEDICAL LABORATORY TECHNICIANS AND TECHNOLOGISTS BOARD	-	-	-	-
10	NATIONAL QUALITY CONTROL LABORATORY	-	-	-	-
	<b>TOTAL</b>	-	-	-	-

Loans and Guarantees by National Government to State Corporations and Government-Linked Corporations 2014/2015 FY					
	Name of Corporation	Total GOK Outstanding Loans/Direct (Kshs.M)	Total GOK Outstanding Loans/On Lent (Kshs.M)	Total GOK Loans (Kshs. M)	Undischarged Guarantees (Kshs. M)
<b>DEVOLUTION AND PLANNING</b>					
1	CONSTITUENCY DEVELOPMENT FUND	-	-	-	-
2	DROUGHT MANAGEMENT AUTHORITY	-	-	-	-
3	KENYA INSTITUTE OF PUBLIC POLICY RESEARCH AND ANALYSIS	-	-	-	-
4	KENYA NATIONAL BUREAU OF STATISTICS	-	-	-	-
5	KENYA SCHOOL OF GOVERNMENT	-	-	-	-
6	KENYA VISION 2030	-	-	-	-
7	NATIONAL COORDINATING AGENCY FOR POPULATION AND DEVELOPMENT	-	-	-	-
8	NGO COORDINATION BOARD	-	-	-	-
9	YOUTH ENTERPRISE DEVELOPMENT FUND	-	-	-	-
10	WOMEN ENTERPRISE DEVELOPMENT FUND	-	-	-	-
	<b>TOTAL</b>	-	-	-	-
<b>MINISTRY OF EAST AFRICAN AFFAIRS, COMMERCE AND TOURISM</b>					
1	BOMAS OF KENYA	-	-	-	-
2	TOURISM FUND	-	-	-	-
3	COAST DEVELOPMENT AUTHORITY	-	-	-	-
4	EWASO NG'IRO NORTH DEVELOPMENT AUTHORITY	-	-	-	-
5	EWASO NG'IRO SOUTH DEVELOPMENT AUTHORITY	-	-	-	-
6	EXPORT PROCESSING ZONES AUTHORITY	-	-	-	-
7	EXPORT PROMOTION COUNCIL	-	-	-	-
8	KENYA SAFARI LODGES AND HOTELS	-	-	-	-
9	KENYA TOURIST BOARD	-	-	-	-
10	TOURIST FINANCE CORPORATION	48.00	-	48.00	-
11	KENYA UTALII COLLEGE	133.00	-	133.00	-
12	KENYATTA INTERNATIONAL CONFERENCE CENTER	-	-	-	-
13	KERIO VALLEY DEVELOPMENT AUTHORITY	-	-	-	-
14	LAKE BASIN DEVELOPMENT AUTHORITY	-	-	-	-
15	NATIONAL DROUGHT MANAGEMENT AUTHORITY	-	-	-	-

**Loans and Guarantees by National Government to State Corporations and Government-Linked Corporations 2014/2015 FY**

	Name of Corporation	Total GOK Outstanding Loans/Direct (Kshs.M)	Total GOK Outstanding Loans/On Lent (Kshs.M)	Total GOK Loans (Kshs. M)	Undischarged Guarantees (Kshs. M)
16	TANA AND ATHI RIVERS DEVELOPMENT AUTHORITY	-	-	-	1,172
	<b>TOTAL</b>	<b>181</b>	<b>-</b>	<b>181</b>	<b>1,172</b>

**MINISTRY OF TRANSPORT AND INFRASTRUCTURE**

1	KENYA AIRPORTS AUTHORITY	-	2,590.50	2,590.50	-
2	KENYA CIVIL AVIATION AUTHORITY	-	1,974.10	1,974.10	-
3	KENYA FERRY SERVICE	-	-	-	-
4	KENYA MARITIME AUTHORITY	-	-	-	-
5	KENYA NATIONAL HIGHWAYS AUTHORITY	-	-	-	9.40
6	KENYA NATIONAL SHIPPING LINE	-	-	-	-
7	KENYA PORTS AUTHORITY	-	-	-	20,362.00
8	KENYA RAILWAYS CORPORATION	-	123,720.00	123,720.00	-
9	KENYA ROADS BOARD	-	-	-	-
10	KENYA RURAL ROADS AUTHORITY	-	-	-	-
11	KENYA URBAN ROADS AUTHORITY	4,067.60	7,758.00	11,825.60	-
12	NATIONAL TRANSPORT AND SAFETY AUTHORITY	-	-	-	-
	<b>Sub-Total</b>	<b>4,067.60</b>	<b>136,042.60</b>	<b>140,110.20</b>	<b>20,371.40</b>

**MINISTRY OF SPORTS, CULTURE AND THE ARTS**

1	KENYA CULTURE CENTRE	-	-	-	-
2	KENYA NATIONAL LIBRARY SERVICE	-	-	-	-
3	NATIONAL MUSEUMS OF KENYA	-	-	-	-
4	NATIONAL SPORTS STADIA MANAGEMENT BOARD	-	-	-	-
	<b>TOTAL</b>	<b>-</b>	<b>-</b>	<b>-</b>	<b>-</b>

**MINISTRY OF DEFENCE**

1	KENYA ORDINANCE FACTORIES CORPORATION	-	-	-	-
---	---------------------------------------	---	---	---	---

Loans and Guarantees by National Government to State Corporations and Government-Linked Corporations 2014/2015 FY					
	Name of Corporation	Total GOK Outstanding Loans/Direct (Kshs.M)	Total GOK Outstanding Loans/On Lent (Kshs.M)	Total GOK Loans (Kshs. M)	Undischarged Guarantees (Kshs. M)
<b>MINISTRY OF ENVIRONMENT, WATER AND NATURAL RESOURCES</b>					
1	ATHI WATER SERVICES BOARD	-	15,809.00	15,809.00	-
2	COAST WATER SERVICES BOARD	-	-	-	-
3	KENYA FOREST SERVICE	-	-	-	-
4	KENYA FORESTRY RESEARCH INSTITUTE	-	-	-	-
5	KENYA WATER INSTITUTE	-	-	-	-
6	KENYA WILDLIFE SERVICE	-	-	-	-
7	LAKE VICTORIA NORTH WATER SERVICES BOARD	-	-	-	-
8	LAKE VICTORIA SOUTH WATER SERVICES BOARD	-	-	-	-
9	NATIONAL ENVIRONMENTAL MANAGEMENT AUTHORITY	-	-	-	-
10	NATIONAL IRRIGATION BOARD	-	-	-	-
11	NATIONAL WATER CONSERVATION AND PIPELINE CORPORATION	-	-	-	-
12	NORTHERN WATER SERVICES BOARD	-	1,816.10	1,816.10	-
13	RIFT VALLEY WATER SERVICES BOARD	-	1,362.00	1,362.00	-
14	TANA WATER SERVICES BOARD	-	-	-	-
15	TANATHI WATER SERVICES BOARD	2,877.70	-	2,877.70	-
16	WATER RESOURCES MANAGEMENT AUTHORITY	-	362.60	362.60	-
17	WATER SERVICES REGULATORY BOARD	-	-	-	-
18	WATER SERVICES TRUST FUND	-	-	-	-
19	NATIONAL ENVIRONMENTAL TRUST FUND	-	-	-	-
20	KENYA WATER TOWERS AGENCY	-	-	-	-
	<b>TOTAL</b>	<b>2,877.70</b>	<b>19,349.70</b>	<b>22,227.40</b>	<b>-</b>
<b>OFFICE OF THE ATTORNEY GENERAL AND DEPARTMENT OF JUSTICE</b>					
1	COUNCIL FOR LEGAL EDUCATION	-	-	-	-
2	NATIONAL COMMISSION ON HUMAN RIGHTS	-	-	-	-
3	NATIONAL COUNCIL FOR LAW REPORTING	-	-	-	-
4	STATE CORPORATIONS APPEALS TRIBUNAL	-	-	-	-
5	KENYA LAW SCHOOL	-	-	-	-
6	WITNESS PROTECTION AGENCY	-	-	-	-
7	KENYA LAW REFORM COMMISSION	-	-	-	-
	<b>TOTAL</b>	<b>-</b>	<b>-</b>	<b>-</b>	<b>-</b>
	<b>GRAND TOTAL</b>	<b>95,071</b>	<b>265,994</b>	<b>361,065</b>	<b>66,981</b>

## SCHEDULE E

### Revenue Receipts to Government from State Corporation and Government-Linked Corporations FY 2014/2015

Name of Corporation	Dividends/ Surplus Remittances (Kshs. M)	Loan Repayments (Kshs. M)	Interest Charges (Kshs. M)	Others (Directors fees, divestiture etc)
<b>MINISTRY OF AGRICULTURE, LIVESTOCK AND FISHERIES DEVELOPMENT</b>				
1	AGRICULTURAL DEVELOPMENT CORPORATION	-	-	-
2	AGRICULTURAL FINANCE CORPORATION	-	20.00	-
3	AGRO-CHEMICAL AND FOOD COMPANY	-	-	150.00
4	AGRICULTURE , FISHERIES AND FOOD AUTHORITY			
5	BUKURA AGRICULTURAL COLLEGE	-	-	-
6	CHEMELIL SUGAR COMPANY	-	-	-
7	COFFEE BOARD OF KENYA	-	-	-
8	COFFEE DEVELOPMENT FUND	-	-	-
9	COFFEE RESEARCH FOUNDATION	-	-	-
10	COTTON DEVELOPMENT AUTHORITY	-	-	-
11	HORTICULTURAL CROPS DEVELOPMENT AUTHORITY	-	-	-
12	KANYA DAIRY BOARD	-	-	-
13	KENYA AGRICULTURAL RESEACH INSTITUTE	-	-	-
14	KENYA COCONUT DEVELOPMENT AUTHORITY	-	-	-
15	KENYA MARINE AND FISHERIES RESEARCH INSTITUTE	-	-	-
16	KENYA MEAT COMMISSION	-	-	-
17	KENYA PLANT HEALTH INSPECTORATE SERVICES	-	-	-
18	KENYA SEED COMPANY	-	-	-
19	KENYA SISAL BOARD	-	-	-
20	KENYA SUGAR BOARD	-	-	-
21	KENYA SUGAR RESEARCH FOUNDATION	-	-	-
22	KENYA VETERINARY VACCINES PRODUCTION INSTITUTE	-	-	-
23	MUHORONI SUGAR COMPANY (IN RECEIVERSHIP)	-	-	-
24	NATIONAL CEREALS AND PRODUCE BOARD	-	-	-
25	NEW KCC LIMITED	-	-	-
26	NYAYO TEA ZONES DEVELOPMENT CORPORATION	5.00	-	-
27	NZOIA SUGAR COMPANY	-	-	-
28	PYRETHRUM BOARD OF KENYA	-	-	-
29	SACCO SOCIETIES REGULATORY AUTHORITY	-	-	-
30	SOUTH NYANZA SUGAR COMPANY	-	-	-
31	TEA BOARD OF KENYA	-	-	-
32	TEA RESEARCH FOUNDATION	-	-	-
33	PEST CONTROL PRODUCTS BOARD	-	-	-
34	AGRICULTURAL INFORMATION RESOURCE CENTRE	-	-	-
35	KENYA TSETSE AND TRYPANOSOMIASIS ERADICATION COUNCIL	-	-	-
36	KENYA AGRICULTURAL & LIVESTOCK RESEACH	-	-	-
37	KENYA ANIMAL GENETIC RESOURCES CENTRE	-	-	-
	<b>TOTAL</b>	<b>5.00</b>	<b>20.00</b>	<b>150.00</b>

**Revenue Receipts to Government from State Corporation and Government-Linked Corporations FY 2014/2015**

	Name of Corporation	Dividends/ Surplus Remittances (Kshs. M)	Loan Repayments (Kshs. M)	Interest Charges (Kshs. M)	Others (Directors fees, divestiture etc)
<b>MINISTRY OF ENERGY AND PETROLEUM</b>					
1	ENERGY REGULATORY COMMISSION	-	-	-	0.30
2	GEOHERMAL DEVELOPMENT COMPANY	-	-	-	-
3	KENYA ELECTRICITY GENERATING COMPANY	-	968.40	995.90	0.80
4	KENYA ELECTRICITY TRANSMISSION COMPANY	-	-	-	-
5	KENYA PETROLEUM REFINERIES	-	-	-	-
6	KENYA PIPELINE COMPANY	-	-	-	0.60
7	KENYA POWER AND LIGHTING COMPANY	757.20	1,077.30	368.00	1.20
8	NATIONAL OIL CORPORATION OF KENYA	55.20	-	-	0.60
9	RURAL ELECTRIFICATION AUTHORITY	-	-	-	-
10	KENYA NUCLEAR ELECTRICITY BOARD	-	-	-	-
	<b>TOTAL</b>	<b>812.40</b>	<b>2,045.70</b>	<b>1,363.90</b>	<b>3.50</b>
<b>NATIONAL TREASURY</b>					
1	CAPITAL MARKETS AUTHORITY	-	-	-	2.00
2	CONSOLIDATED BANK	-	-	-	-
3	DEPOSIT PROTECTION FUND	-	-	-	0.60
4	FINANCIAL REPORTING CENTER	-	-	-	-
5	INSURANCE REGULATORY AUTHORITY	1,158.80	-	-	-
6	KENYA ACCOUNTANTS AND SECRETARIES NATIONAL EXAMINATION BOARD	-	-	-	-
7	KENYA COMPETITION AUTHORITY	-	-	-	-
8	KENYA INSTITUTE OF SUPPLIES MANAGEMENT	-	-	-	-
9	KENYA INVESTMENT AUTHORITY	-	-	-	-
10	KENYA NATIONAL ASSURANCE CO. (2001)	-	-	-	0.60
11	KENYA POST OFFICE SAVINGS BANK	-	-	-	-
12	KENYA REINSURANCE CORPORATION	252.00	-	-	0.40
13	KENYA REVENUE AUTHORITY	-	-	-	2.10
14	KENYA TRADE NETWORK	-	-	-	-
15	NATIONAL BANK OF KENYA	-	-	-	0.70
16	POLICY HOLDERS COMPENSATION FUND	-	-	-	-
17	PRIVATIZATION COMMISSION	-	-	-	1.60
18	PUBLIC PROCUREMENT OVERSIGHT AUTHORITY	-	-	-	-
19	RETIRMENT BENEFITS AUTHORITY	-	-	-	-
20	UNCLAIMED FINANCIAL ASSETS AUTHORITY	-	-	-	-
21	CENTRAL BANK OF KENYA	-	-	-	0.40
22	LOCAL AUTHORITIES PROVIDENT FUND	-	-	-	-
	<b>TOTAL</b>	<b>1,410.80</b>	<b>-</b>	<b>-</b>	<b>8.40</b>
<b>MINISTRY OF EDUCATION, SCIENCE AND TECHNOLOGY</b>					
1	JARAMOGI OGINGA ODINGA UNIVERSITY	-	-	-	-
2	CHUKA UNIVERSITY COLLEGE	-	-	-	-
3	COMMISSION FOR HIGHER EDUCATION	-	-	-	-

Revenue Receipts to Government from State Corporation and Government-Linked Corporations FY 2014/2015					
	Name of Corporation	Dividends/ Surplus Remittances (Kshs. M)	Loan Repayments (Kshs. M)	Interest Charges (Kshs. M)	Others (Directors fees, divestiture etc)
4	COOPERATIVE UNIVERSITY COLLEGE	-	-	-	
5	EGERTON UNIVERSITY	-	-	-	-
6	EMBU UNIVERSITY COLLEGE	-	-	-	-
7	HIGHER EDUCATION LOANS BOARD		-	-	
8	JOMO KENYATTA FOUNDATION	-	-	-	0.30
9	JOMO KENYATTA UNIVERSITY OF AGRICULTURE AND TECHNOLOGY	-	-	-	-
10	KABIANGA UNIVERSITY COLLEGE		-	-	
11	KARATINA UNIVERSITY COLLEGE	-	-	-	-
12	KENYA INSTITUTE OF CURRICULUM DEVELOPMENT		-	-	-
13	KENYA LITERATURE BUREAU	10.70	-	-	-
14	KENYA MULTIMEDIA UNIVERSITY COLLEGE		-	-	-
15	KENYA NATIONAL COMMISSION FOR UNESCO		-	-	-
16	KENYA NATIONAL EXAMINATION COUNCIL	-	-	-	-
17	TECHNICAL UNIVERSITY OF KENYA	-	-	-	-
18	KENYATTA UNIVERSITY	-	-	-	-
19	KIMATHI UNIVERSITY COLLEGE OF SCIENCE AND TECHNOLOGY	-	-	-	-
20	KIRINYAGA UNIVERSITY COLLEGE	-	-	-	-
21	KISII UNIVERSITY COLLEGE		-	-	-
22	LAIKIPIA UNIVERSITY COLLEGE	-	-	-	-
23	MACHAKOS UNIVERSITY COLLEGE	-	-	-	-
24	MASENO UNIVERSITY	-	-	-	-
25	MASINDE MULIRO UNIVERSITY OF TECHNOLOGY	-	-	-	-
26	MERU UNIVERSITY COLLEGE OF SCIENCE AND TECHNOLOGY	-	-	-	-
27	MOI UNIVERSITY	-	-	-	-
28	TECHNICAL UNIVERSITY OF MOMBASA		-	-	-
29	MURANGA UNIVERSITY COLLEGE		-	-	-
30	MAASA MARA UNIVERSITY COLLEGE		-	-	-
31	NATIONAL BIOSAFETY AUTHORITY	-	-	-	-
32	NATIONAL COUNCIL FOR SCIENCE AND TECHNOLOGY	-	-	-	-
33	PWANI UNIVERSITY COLLEGE		-	-	-
34	RONGO UNIVERSITY COLLEGE		-	-	-
35	SCHOOL EQUIPMENT PRODUCTION UNIT		-	-	-
36	SOUTH EAST UNIVERSITY COLLEGE		-	-	-
37	TAITA TAVETA UNIVERSITY COLLEGE		-	-	-
38	UNIVERSITY OF NAIROBI ENTERPRISES AND SERVICES LIMITED	-	-	-	-
39	UNIVERSITY OF NAIROBI	-	-	-	-
40	ELDORET UNIVERSITY	-	-	-	-
41	GARISSA UNIVERSITY	-	-	-	-
42	KENYA EDUCATION MANAGEMENT INSTITUTE	-	-	-	-
43	CENTRE FOR MATHEMATICS, SCIENCE AND TECHNOLOGY EDUCATION IN AFRICA	-	-	-	-
44	KIBABII UNIVERSITY COLLEGE				
	<b>TOTAL</b>	<b>10.70</b>	<b>-</b>	<b>-</b>	<b>0.30</b>

Revenue Receipts to Government from State Corporation and Government-Linked Corporations FY 2014/2015					
Name of Corporation		Dividends/ Surplus Remittances (Kshs. M)	Loan Repayments (Kshs. M)	Interest Charges (Kshs. M)	Others (Directors fees, divestiture etc)
<b>MINISTRY OF LANDS AND HOUSING</b>					
1	NATIONAL HOUSING CORPORATION	90.60		-	-
2	NATIONAL CONSTRUCTION AUTHORITY	-	-	-	-
	<b>TOTAL</b>	<b>90.60</b>	-	-	-
		-	-	-	
<b>MINISTRY OF INDUSTRIALIZATION AND ENTREPRISES</b>					
1	ANTI-COUNTERFEIT AGENCY	-	-	-	-
2	DEVELOPMENT BANK OF KENYA	-	-	-	-
3	EAST AFRICAN PORTLAND CEMENT	-	-	-	-
4	INDUSTRIAL AND COMMERCIAL DEVELOPMENT CORPORATION	35.00	-	25.00	00.40
5	INDUSTRIAL DEVELOPMENT BANK	-	-	-	00.20
6	KENYA BUREAU OF STANDARDS	-	-	-	-
7	KENYA INDUSTRIAL ESTATES	-	-	-	-
8	KENYA INDUSTRIAL PROPERTY INSTITUTE	-	-	-	-
9	KENYA INDUSTRIAL RESEARCH AND DEVELOPMENT INSTITUTE	-	-	-	-
10	KENYA LEATHER DEVELOPMENT COUNCIL	-	-	-	-
11	KENYA NATIONAL ACCREDITATION SERVICE	-	-	-	-
12	KENYA NATIONAL TRADING CORPORATION (KNTC)	-	-	-	-
13	KENYA WINE AGENCIES	-	-	-	-
14	NUMERICAL MACHINING COMPLEX	-	-	-	-
15	NATIONAL INDUSTRIAL TRAINING INSTITUTE	-	-	-	-
	<b>TOTAL</b>	<b>35.00</b>	-	<b>25.00</b>	<b>0.60</b>
<b>MINISTRY OF INFORMATION, COMMUNICATION &amp; TECHNOLOGY</b>					
1	BRAND KENYA BOARD	-	-	-	-
2	COMMUNICATIONS COMMISSION OF KENYA	2,359.00	-	-	-
3	INFORMATION AND COMMUNICATION TECHNOLOGY BOARD	-	-	-	-
4	KENYA BROADCASTING CORPORATION	-	-	-	-
5	KENYA FILM CLASSIFICATION	-	-	-	-
6	KENYA FILM COMMISSION	-	-	-	-
7	KENYA YEARBOOK EDITORIAL BOARD	-	-	-	-
8	KONZA TECHNOPOLIES DEVELOPMENT AUTHORITY	-	-	-	-
9	POSTAL CORPORATION OF KENYA	17.30.00	-	-	-
	<b>TOTAL</b>	<b>2,376.00</b>	-	-	-
<b>MINISTRY OF INTERIOR AND COORDINATION OF NATIONAL GOVERNMENT</b>					
1	BETTING CONTROL AND LICENSING BOARD	-	-	-	-
2	KENYA COPYRIGHT BOARD	-	-	-	-
3	NATIONAL AIDS CONTROL COUNCIL	-	-	-	-

Revenue Receipts to Government from State Corporation and Government-Linked Corporations FY 2014/2015					
	Name of Corporation	Dividends/ Surplus Remittances (Kshs. M)	Loan Repayments (Kshs. M)	Interest Charges (Kshs. M)	Others (Directors fees, divestiture etc)
4	NATIONAL CAMPAIGN AGAINST DRUGS ABUSE AUTHORITY	-	-	-	-
5	NATIONAL COUNCIL FOR PERSONS WITH DISABILITIES	-	-	-	-
6	NATIONAL CRIME RESEARCH CENTER	-	-	-	-
	<b>TOTAL</b>	-	-	-	-
<b>MINISTRY OF LABOUR SOCIAL SECURITY AND SERVICES</b>					
1	NATIONAL SOCIAL SECURITY FUND	-	-	-	0.42
	<b>TOTAL</b>	-	-	-	<b>0.42</b>
<b>MINISTRY OF HEALTH</b>					
1	KENYA MEDICAL SUPPLIES AGENCY	-	-	-	-
2	KENYA MEDICAL RESEARCH INSTITUTE	-	-	-	-
3	KENYA MEDICAL TRAINING COLLEGE	-	-	-	-
4	KENYATTA NATIONAL HOSPITAL	-	-	-	-
5	MEDICAL PRACTITIONERS AND DENTIST BOARD	-	-	-	-
6	MOI TEACHING AND REFERRAL HOSPITAL	-	-	-	-
7	NATIONAL HOSPITAL INSURANCE FUND	-	-	-	-
8	PHARMACY AND POISONS BOARD	-	-	-	-
9	KENYA MEDICAL LABORATORY TECHNICIAN AND TECHNOLOGISTS BOARD	-	-	-	-
	<b>TOTAL</b>	-	-	-	-
<b>MINISTRY OF DEVOLUTION AND PLANNING</b>					
1	CONSTITUENCY DEVELOPMENT FUND	-	-	-	-
2	NATIONAL DROUGHT MANAGEMENT AUTHORITY	-	-	-	-
3	KENYA INSTITUTE OF PUBLIC POLICY RESEARCH AND ANALYSIS	-	-	-	-
4	KENYA NATIONAL BUREAU OF STATISTICS	-	-	-	-
5	KENYA SCHOOL OF GOVERNMENT	-	-	-	-
6	KENYA VISION 2030	-	-	-	-
7	NATIONAL COORDINATING AGENCY FOR POPULATION AND DEVELOPMENT	-	-	-	-
8	NGO COORDINATION BOARD	-	-	-	-
9	YOUTH ENTERPRISE DEVELOPMENT FUND	-	-	-	-
	<b>TOTAL</b>	-	-	-	-
<b>MINISTRY OF EAST AFRICAN AFFAIRS, COMMERCE AND TOURISM</b>					
1	BOMAS OF KENYA	-	-	-	-
2	CATERING TRAINING AND TOURISM DEV. LEVY TRUSTEES	-	-	-	-
3	COAST DEVELOPMENT AUTHORITY	-	-	-	-
4	EWASO NG'IRO NORTH DEVELOPMENT AUTHORITY	-	-	-	-

**Revenue Receipts to Government from State Corporation and Government-Linked Corporations FY 2014/2015**

	Name of Corporation	Dividends/ Surplus Remittances (Kshs. M)	Loan Repayments (Kshs. M)	Interest Charges (Kshs. M)	Others (Directors fees, divestiture etc)
5	EWASO NG'IRO SOUTH DEVELOPMENT AUTHORITY	-	-	-	-
6	EXPORT PROCESSING ZONES AUTHORITY	-	-	-	-
7	EXPORT PROMOTION COUNCIL	-	-	-	-
8	KENYA SAFARI LODGES AND HOTELS	-	-	-	-
9	KENYA TOURIST BOARD	-	-	-	-
10	KENYA TOURIST DEVELOPMENT CORPORATION	-	-	-	-
11	KENYA UTALII COLLEGE	-	1.00	-	-
12	KENYATTA INTERNATIONAL CONFERENCE CENTER	-	-	-	-
13	KERIO VALLEY DEVELOPMENT AUTHORITY	-	-	-	-
14	LAKE BASIN DEVELOPMENT AUTHORITY	-	-	-	-
16	TANA AND ATHI RIVERS DEVELOPMENT AUTHORITY	-	-	-	-
	<b>TOTAL</b>	-	<b>1.00</b>	-	-
	<b>MINISTRY OF TRANSPORT AND INFRASTRUCTURE</b>				
1	KENYA AIRPORTS AUTHORITY	100.00	173.50	113.50	0.90
2	KENYA CIVIL AVIATION AUTHORITY	-	-	-	-
3	KENYA FERRY SERVICE	-	-	-	-
4	KENYA MARITIME AUTHORITY	-	-	-	-
5	KENYA NATIONAL HIGHWAYS AUTHORITY	-	-	-	-
6	KENYA NATIONAL SHIPPING LINE	-	-	-	-
7	KENYA PORTS AUTHORITY	-	-	-	-
8	KENYA RAILWAYS CORPORATION	1,122.00	-	-	1.30
9	KENYA ROADS BOARD	-	-	-	-
10	KENYA RURAL ROADS AUTHORITY	-	-	-	-
11	KENYA URBAN ROADS AUTHORITY	-	-	-	-
12	NATIONAL TRANSPORT AND SAFETY AUTHORITY	-	-	-	-
	<b>TOTAL</b>	<b>1,222.00</b>	<b>173.50</b>	<b>113.50</b>	<b>2.20</b>
	<b>MINISTRY OF SPORTS, CULTURE AND THE ARTS</b>				
1	KENYA CULTURE CENTRE	-	-	-	-
2	KENYA NATIONAL LIBRARY SERVICE	-	-	-	-
3	NATIONAL MUSEUMS OF KENYA	-	-	-	-
4	NATIONAL SPORTS STADIA MANAGEMENT BOARD	-	-	-	-
	<b>TOTAL</b>	-	-	-	-
	<b>MINISTRY OF DEFENCE</b>				
1	KENYA ORDINANCE FACTORIES CORPORATION	-	-	-	-
	<b>TOTAL</b>	-	-	-	-

**Revenue Receipts to Government from State Corporation and Government-Linked Corporations FY 2014/2015**

Name of Corporation		Dividends/ Surplus Remittances (Kshs. M)	Loan Repayments (Kshs. M)	Interest Charges (Kshs. M)	Others (Directors fees, divestiture etc)
<b>MINISTRY OF ENVIRONMENT, WATER AND NATURAL RESOURCES</b>					
1	ATHI WATER SERVICES BOARD	-	80.00	40.00	-
2	COAST WATER SERVICES BOARD	-	-	-	-
3	KENYA FOREST SERVICE	-	-	-	-
4	KENYA FORESTRY RESEARCH INSTITUTE	-	-	-	-
5	KENYA WATER INSTITUTE	-	-	-	-
6	KENYA WILDLIFE SERVICE	-	-	-	-
7	LAKE VICTORIA NORTH WATER SERVICES BOARD	-	-	-	-
8	LAKE VICTORIA SOUTH WATER SERVICES BOARD	-	-	-	-
9	NATIONAL ENVIRONMENTAL MANAGEMENT AUTHORITY	-	-	-	-
10	NATIONAL IRRIGATION BOARD	-	-	-	-
11	NATIONAL WATER CONSERVATION AND PIPELINE CORPORATION	-	-	-	-
12	NORTHERN WATER SERVICES BOARD	-	-	-	-
13	RIFT VALLEY WATER SERVICES BOARD	-	-	-	-
14	TANA WATER SERVICES BOARD	-	-	-	-
15	TANATHI WATER SERVICES BOARD	-	-	-	-
16	WATER RESOURCES MANAGEMENT AUTHORITY	-	-	-	-
17	WATER SERVICES REGULATORY BOARD	-	-	-	-
18	WATER SERVICES TRUST FUND	-	-	-	-
<b>TOTAL</b>		<b>-</b>	<b>80.00</b>	<b>40.00</b>	<b>-</b>
<b>OFFICE OF THE ATTORNEY GENERAL AND DEPARTMENT OF JUSTICE</b>					
1	NATIONAL COMMISSION ON HUMAN RIGHTS	-	-	-	-
2	NATIONAL COUNCIL FOR LAW REPORTING	-	-	-	-
3	STATE CORPORATIONS APPEALS TRIBUNAL	-	-	-	-
4	KENYA LAW SCHOOL	-	-	-	-
5	WITNESS PROTECTION AGENCY	-	-	-	-
6	KENYA LAW REFORM COMMISSION	-	-	-	-
<b>TOTAL</b>		<b>-</b>	<b>-</b>	<b>-</b>	<b>-</b>
<b>GRAND TOTAL</b>		<b>5,962.80</b>	<b>2,3196.20</b>	<b>1,692.10</b>	<b>15.40</b>
<b>OTHERS</b>					
1	KENYA COMMERCIAL BANK LTD	1,047.20	-	-	1.69
2	CFC STANBIC BANK LTD	-	-	-	-
3	CFC INSURANCE HOLDINGS LTD	10.20	-	-	-
4	PAN AFRICAN PAPER MILLS LTD	-	-	-	-
5	LEYLAND (K) LTD/ KENYA VEHICLE MANUFACTURERS LIMITED	-	-	-	-
6	MERCAT (K) LTD	-	-	-	-

Revenue Receipts to Government from State Corporation and Government-Linked Corporations FY 2014/2015					
	Name of Corporation	Dividends/ Surplus Remittances (Kshs. M)	Loan Repayments (Kshs. M)	Interest Charges (Kshs. M)	Others (Directors fees, divestiture etc)
7	MUMIAS SUGAR COMPANY LTD	-	-	-	-
8	KENYA AIRWAYS LTD	-	-	-	0.96
9	EAST AFRICAN INDUSTRIES LTD	-	-	-	-
10	NYARI ESTATE LTD	-	-	-	-
11	HOUSING FINANCE CO. OF KENYA	10.50	-	-	-
12	SAFARICOM LTD	6,590.60	-	-	-
13	TELKOM LTD	-	-	-	0.35
14	IDP CAPITAL	-	-	-	-
15	SAVINGS AND LOANS	-	-	-	-
16	KENYA HOTEL PROPERTIES	-	-	-	-
17	UCHUMI SUPERMARKETS	-	-	-	98.40
18	EAST AFRICAN BREWERIES	-	-	-	-
	<b>TOTAL</b>	<b>7,658.50</b>	<b>-</b>	<b>-</b>	<b>101.40</b>
	<b>GRAND TOTAL</b>	<b>13,621.30</b>	<b>2,319.20</b>	<b>1,692.10</b>	<b>116.80</b>

## SCHEDULE F

### Assessment of Financial and Non- Financial Performance of State Corporations FY 2014/15

	Name of Corporation	Performance Rating/Scores		
		Financial	Non-Financial	Composite
	<b>MINISTRY OF AGRICULTURE, LIVESTOCK AND FISHERIES DEVELOPMENT</b>			
1	AGRICULTURAL DEVELOPMENT CORPORATION	0.3189	0.3296	2.8705
2	AGRICULTURAL FINANCE CORPORATION	0.8571	1.766	2.6233
3	AGRO-CHEMICAL AND FOOD COMPANY	1.5443	2.0289	3.5732
4	AGRICULTURE , FISHERIES AND FOOD AUTHORITY	0.3075	0.2852	2.8096
5	BUKURA AGRICULTURAL COLLEGE	0.311	0.316	2.75
6	CHEMELIL SUGAR COMPANY	1.75	2.217	3.967
7	COFFEE BOARD OF KENYA	-	-	-
8	COFFEE DEVELOPMENT FUND	-	-	-
9	COFFEE RESEARCH FOUNDATION	-	-	-
10	COTTON DEVELOPMENT AUTHORITY	-	-	-
11	HORTICULTURAL CROPS DEVELOPMENT AUTHORITY	-	-	-
12	KANYA DAIRY BOARD	0.2859	0.2795	2.9936
13	KENYA AGRICULTURAL RESEACH INSTITUTE	-	-	-
14	KENYA COCONUT DEVELOPMENT AUTHORITY	-	-	-
15	KENYA MARINE AND FISHERIES RESEARCH INSTITUTE	-	-	-
16	KENYA MEAT COMMISSION	-	-	2.9017
17	KENYA PLANT HEALTH INSPECTORATE SERVICES	0.2794	2.2572	2.5366
18	KENYA SEED COMPANY	0.9643	1.8059	2.7702
19	KENYA SISAL BOARD	-	-	-
20	KENYA SUGAR BOARD	-	-	-
21	KENYA SUGAR RESEARCH FOUNDATION	-	-	-
22	KENYA VETERINARY VACCINES PRODUCTION INSTITUTE	0.7727	0.2653	2.72
23	MUHORONI SUGAR COMPANY (IN RECEIVERSHIP)	0	0	0
24	NATIONAL CEREALS AND PRODUCE BOARD	1.75	2.1789	3.9289
25	NEW KCC LIMITED	1.75	1.9502	3.7002
26	NYAYO TEA ZONES DEVELOPMENT CORPORATION	1.75	1.9405	3.6905
27	NZOIA SUGAR COMPANY	0.8895	0.253	2.9404
28	PYRETHRUM BOARD OF KENYA	-	-	-
29	SACCO SOCIETIES REGULATORY AUTHORITY	0.2861	2.7565	3.0426
30	SOUTH NYANZA SUGAR COMPANY	-	-	-
31	TEA BOARD OF KENYA	-	-	-
32	TEA RESEARCH FOUNDATION	-	-	-
33	PEST CONTROL PRODUCTS BOARD	-	-	-
34	AGRICULTURAL INFORMATION RESOURCE CENTRE	-	-	-
35	KENYA TSETSE AND TRYPANOSOMIASIS ERADICATION COUNCIL	0.3521	0.2253	2.8234
36	KENYA AGRICULTURAL & LIVESTOCK RESEACH ORGANIZATION-KALRO	0.2963	0.3017	2.6502

**Assessment of Financial and Non- Financial Performance of State Corporations FY 2014/15**

	Name of Corporation	Performance Rating/Scores		
		Financial	Non-Financial	Composite
<b>MINISTRY OF ENERGY AND PETROLEUM</b>				
1	ENERGY REGULATORY COMMISSION	0.2539	2.5554	2.8093
2	GEOHERMAL DEVELOPMENT COMPANY	0.3005	0.2783	2.9347
3	KENYA ELECTRICITY GENERATING COMPANY	0.4869	0.2875	2.4552
4	KENYA ELECTRICITY TRANSMISSION COMPANY	-	-	-
5	KENYA PETROLEUM REFINERIES	-	-	-
6	KENYA PIPELINE COMPANY	0.9015	1.9574	2.8589
7	KENYA POWER AND LIGHTING COMPANY	0.843	0.3132	2.7445
8	NATIONAL OIL CORPORATION OF KENYA	1.3564	0.2588	3.2696
9	RURAL ELECTRIFICATION AUTHORITY	0.24	2.1198	2.3598
10	KENYA NUCLEAR ELECTRICITY BOARD	-	-	-
<b>NATIONAL TREASURY</b>				
1	CAPITAL MARKETS AUTHORITY	0.2899	0.2541	2.4553
2	CONSOLIDATED BANK	-	-	-
3	DEPOSIT PROTECTION FUND	-	-	-
4	FINANCIAL REPORTING CENTER	-	-	-
5	INSURANCE REGULATORY AUTHORITY	-	-	-
6	KENYA ACCOUNTANTS AND SECRETARIES NATIONAL EXAMINATION BOARD	0.2888	0.2667	2.4294
7	KENYA COMPETITION AUTHORITY	-	-	2.9
8	KENYA INSTITUTE OF SUPPLIES MANAGEMENT	-	-	-
9	KENYA INVESTMENT AUTHORITY	0.24	2.4505	2.6905
10	KENYA NATIONAL ASSURANCE CO. (2001)	-	-	-
11	KENYA POST OFFICE SAVINGS BANK	2.1685	1.8215	3.99
12	KENYA REINSURANCE CORPORATION	-	-	2.8512
13	KENYA REVENUE AUTHORITY	-	-	2.8826
14	KENYA TRADE NETWORK	0.4519	0.2105	2.7881
15	NATIONAL BANK OF KENYA	-	-	-
16	POLICY HOLDERS COMPENSATION FUND	0.0252	0.03	0.0323
17	PRIVATIZATION COMMISSION	0.3457	2.3665	2.7112
18	PUBLIC PROCUREMENT OVERSIGHT AUTHORITY	0.2428	2.7479	2.9907
19	RETIRMENT BENEFITS AUTHORITY	0.3238	0.3038	2.7964
20	UNCLAIMED FINANCIAL ASSETS AUTHORITY	0.247	0.224	2.934
21	CENTRAL BANK OF KENYA	-	-	-
22	LOCAL AUTHORITIES PROVIDENT FUND	-	-	2.8
23	CAPITAL MARKETS AUTHORITY	0.2899	0.2541	2.4553
24	CONSOLIDATED BANK	-	-	-

**Assessment of Financial and Non- Financial Performance of State Corporations FY 2014/15**

	Name of Corporation	Performance Rating/Scores		
		Financial	Non-Financial	Composite
	<b>MINISTRY OF EDUCATION, SCIENCE AND TECHNOLOGY</b>			
1	JARAMOGO OGINGA ODINGA UNIVERSITY	0.2489	0.2841	2.0173
2	CHUKA UNIVERSITY COLLEGE	0.2497	0.3198	2.3405
3	COMMISSION FOR HIGHER EDUCATION	0.3086	0.3073	2.8837
4	COOPERATIVE UNIVERSITY COLLEGE COLLEGE	0.3234	0.2838	3.0098
6	EGERTON UNIVERSITY	1.3	2.4513	2.7513
7	EMBU UNIVERSITY COLLEGE	0.24	0.2492	1.9826
8	HIGHER EDUCATION LOANS BOARD	0.302	2.592	2.894
9	JOMO KENYATTA FOUNDATION	0.5853	2.5616	2.6201
10	JOMO KENYATTA UNIVERSITY OF AGRICULTURE AND TECHNOLOGY	2.822	3.353	2.129
11	KABIANGA UNIVERSITY COLLEGE	0.3002	0.1344	2.8845
12	KARATINA UNIVERSITY COLLEGE	0.3	2.36	2.66
13	KENYA INSTITUTE OF CURRICULUM DEVELOPMENT	0.2685	0.4772	2.6047
14	KENYA LITERATURE BUREAU	0.927	1.8967	2.8237
15	KENYA MULTIMEDIA UNIVERSITY COLLEGE	0.3005	2.5718	2.8723
16	KENYA NATIONAL COMMISSION FOR UNESCO	0.1	0.2899	2.692
17	KENYA NATIONAL EXAMINATION COUNCIL	0.2834	0.2531	2.6089
18	TECHNICAL UNIVERSITY OF KENYA	0.2884	2.78	3.0684
19	KENYATTA UNIVERSITY	0.278	1.419	1.7599
20	KIMATHI UNIVERSITY COLLEGE OF SCIENCE AND TECHNOLOGY	0.2867	0.3068	2.6419
21	KIRINYAGA UNIVERSITY COLLEGE	0.2737	2.3502	2.6239
22	KISII UNIVERSITY COLLEGE	0.3	2.2648	2.0418
23	LAIKIPIA UNIVERSITY COLLEGE	0.3066	0.2901	2.7816
24	MACHAKOS UNIVERSITY COLLEGE	0.2938	0.2462	2.3889
25	MASENO UNIVERSITY	-	-	-
26	MASINDE MULIRO UNIVERSITY OF TECHNOLOGY	0.2997	0.2597	2.5173
27	MERU UNIVERSITY COLLEGE OF SCIENCE AND TECHNOLOGY	0.324	0.3011	2.8185
28	MOI UNIVERSITY	-	-	2.5785
29	TECHNICAL UNIVERSITY OF MOMBASA	0.2988	0.3277	3.0375
30	MURANGA UNIVERSITY COLLEGE	0.4705	1.2424	2.5711
31	MAASA MARA UNIVERSITY COLLEGE	0.2838	0.2581	2.3659
32	NATIONAL BIOSAFETY AUTHORITY	0.2843	2.4619	2.7462
33	NATIONAL COUNCIL FOR SCIENCE AND TECHNOLOGY	0.2406	0.3223	2.9116
34	PWANI UNIVERSITY COLLEGE	0.2638	0.5891	2.893
35	RONGO UNIVERSITY COLLEGE	0.24	0.241	2.7
36	SCHOOL EQUIPMENT PRODUCTION UNIT	0.5879	2.0825	2.6704
37	SOUTH EAST UNIVERSITY COLLEGE	0.24	0.285	2.036
38	TAITA TAVETA UNIVERSITY COLLEGE	0.2884	0.2003	2.4195

Assessment of Financial and Non- Financial Performance of State Corporations FY 2014/15				
Name of Corporation		Performance Rating/Scores		
		Financial	Non-Financial	Composite
39	UNIVERSITY OF NAIROBI ENTERPRISES AND SERVICES LIMITED	0.0799	1.9029	2.702
40	UNIVERSITY OF NAIROBI	0.2929	0.2897	1.9646
41	ELDORET UNIVERSITY	-	-	2.3566
42	GARISSA UNIVERSITY	0.2902	0.4095	3.7497
43	KENYA EDUCATION MANAGEMENT INSTITUTE	0.2872	0.26	2.5991
44	CENTRE FOR MATHEMATICS, SCIENCE AND TECHNOLOGY EDUCATION IN	-	-	-
45	KIBABII UNIVERSITY COLLEGE	0.2403	0.2791	2.541
<b>MINISTRY OF LANDS AND HOUSING</b>				
1	NATIONAL HOUSING CORPORATION	0.8058	2.2292	3.035
2	NATIONAL CONSTRUCTION AUTHORITY	0.3586	0.3175	3.019
<b>MINISTRY OF INDUSTRIALIZATION AND ENTREPRISES</b>				
1	ANTI-COUNTERFEIT AGENCY	0.3061	2.6889	2.995
2	EAST AFRICAN PORTLAND CEMENT	0.7272	0.3117	2.754
3	INDUSTRIAL AND COMMERCIAL DEVELOPMENT CORPORATION	0.6318	0.2694	2.5947
4	INDUSTRIAL DEVELOPMENT BANK	1.0869	0.2864	3.075
5	KENYA BUREAU OF STANDARDS	-	-	-
6	KENYA INDUSTRIAL ESTATES	1.1712	1.8323	3.0035
7	KENYA INDUSTRIAL PROPERTY INSTITUTE	-	-	2.9213
8	KENYA INDUSTRIAL RESEARCH AND DEVELOPMENT INSTITUTE	0.302	0.2	2.8087
9	KENYA LEATHER DEVELOPMENT COUNCIL	-	-	-
10	KENYA NATIONAL ACCREDITATION SERVICE	0.3024	0.2926	3.1053
11	KENYA NATIONAL TRADING CORPORATION (KNTC)	1.75	1.9627	3.7127
12	KENYA WINE AGENCIES	-	-	-
13	NUMERICAL MACHINING COMPLEX	-	-	3.6615
14	NATIONAL INDUSTRIAL TRAINING INSTITUTE	0.273	0.2849	2.9381
15	ANTI-COUNTERFEIT AGENCY	0.3061	2.6889	2.995
<b>MINISTRY OF INFORMATION, COMMUNICATION &amp; TECHNOLOGY</b>				
1	BRAND KENYA BOARD	0.24	0.3	2.9752
2	COMMUNICATIONS AUTHORITY OF KENYA	-	-	-
3	INFORMATION AND COMMUNICATION TECHNOLOGY BOARD	0.9089	2.0403	2.9492
4	KENYA BROADCASTING CORPORATION	-	-	-
5	KENYA FILM CLASSIFICATION	0.2675	0.2259	2.5045
6	KENYA FILM COMMISSION	0.3226	0.2838	2.9456
7	KENYA YEARBOOK EDITORIAL BOARD	0.9046	2.4333	3.3379
8	KONZA TECHNOLOGIES DEVELOPMENT AUTHORITY	-	-	-
9	POSTAL CORPORATION OF KENYA	1.75	1.8375	3.5875

**Assessment of Financial and Non- Financial Performance of State Corporations FY 2014/15**

	Name of Corporation	Performance Rating/Scores		
		Financial	Non-Financial	Composite
<b>MINISTRY OF INTERIOR AND CORDINATION OF NATIONAL GOVERNMENT</b>				
1	BETTING CONTROL AND LICENSING BOARD	-	-	-
2	KENYA COPYRIGHT BOARD	0.3214	2.7182	3.0396
3	NATIONAL AIDS CONTROL COUNCIL	0.2526	0.2309	2.8961
4	NATIONAL CAMPAIGN AGAINST DRUGS ABUSE AUTHORITY	0.2652	0.2664	3.0143
5	NATIONAL COUNCIL FOR PERSONS WITH DISABILITIES	0.2932	0.2189	3.2354
6	NATIONAL CRIME RESEARCH CENTER	0.4938	0.2975	3.0823
<b>MINISTRY OF LABOUR SOCIAL SECURITY AND SERVICES</b>				
1	NATIONAL SOCIAL SECURITY FUND	0.4556	2.5109	2.9665
<b>MINISTRY OF HEALTH</b>				
1	KENYA MEDICAL SUPPLIES AGENCY	0.2659	0.2405	2.7996
2	KENYA MEDICAL RESEARCH INSTITUTE	0.3055	0.2251	2.6392
3	KENYA MEDICAL TRAINING COLLEGE	-	-	-
4	KENYATTA NATIONAL HOSPITAL	3.0586	2.6615	3.0448
5	MEDICAL PRACTITIONERS AND DENTIST BOARD	-	-	-
6	MOI TEACHING AND REFERRAL HOSPITAL	0.21	0.23	2.8453
7	NATIONAL HOSPITAL INSURANCE FUND	0.2994	0.2896	2.7665
8	PHARMACY AND POISONS BOARD	-	-	-
9	KENYA MEDICAL LABORATORY TECHNICIANS AND TECHNOLOGISTS BOARD	-	-	-
<b>DEVOLUTION AND PLANNING</b>				
1	CONSTITUENCY DEVELOPMENT FUND	-	-	-
2	DROUGHT MANAGEMENT AUTHORITY	-	-	-
3	KENYA INSTITUTE OF PUBLIC POLICY RESEARCH AND ANALYSIS	0.3338	2.6818	3.0156
4	KENYA NATIONAL BUREAU OF STATISTICS	0.24	0.2867	2.9392
5	KENYA SCHOOL OF GOVERNMENT	0.2959	0.2496	2.4929
6	KENYA VISION 2030	0.4618	2.5251	2.9869
7	NATIONAL COORDINATING AGENCY FOR POPULATION AND DEVELOPMENT	-	-	2.8697
8	NGO COORDINATION BOARD	0.2878	0.2695	2.2657
9	YOUTH ENTERPRISE DEVELOPMENT FUND	-	-	-

Assessment of Financial and Non- Financial Performance of State Corporations FY 2014/15				
Name of Corporation		Performance Rating/Scores		
		Financial	Non-Financial	Composite
<b>MINISTRY OF EAST AFRICAN AFFAIRS, COMMERCE AND TOURISM</b>				
1	BOMAS OF KENYA	0.3192	0.3171	2.8758
2	TOURISM FUND	0.3004	2.1892	2.4896
3	COAST DEVELOPMENT AUTHORITY	-	-	2.86
4	EWASO NG'IRO NORTH DEVELOPMENT AUTHORITY	0.2833	0.5807	2.7787
5	EWASO NG'IRO SOUTH DEVELOPMENT AUTHORITY	0.33	0.26	2.5831
6	EXPORT PROCESSING ZONES AUTHORITY	0.3109	3.0192	3.3301
7	EXPORT PROMOTION COUNCIL	0.0737	0.2974	2.8797
8	KENYA SAFARI LODGES AND HOTELS	-	-	-
9	KENYA TOURIST BOARD	-	-	-
10	TOURIST FINANCE CORPORATION	0.45	0.3657	2.8882
11	KENYA UTALII COLLEGE	0.3152	0.3135	3.3148
12	KENYATTA INTERNATIONAL CONFERENCE CENTER	0.6905	1.9126	2.6031
13	KERIO VALLEY DEVELOPMENT AUTHORITY	0.2764	0.2579	2.7136
14	LAKE BASIN DEVELOPMENT AUTHORITY	0.2513	0.3165	3.2311
15	NATIONAL DROUGHT MANAGEMENT AUTHORITY	-	-	-
16	TANA AND ATHI RIVERS DEVELOPMENT AUTHORITY	0.792	0.858	0.0342
<b>MINISTRY OF TRANSPORT AND INFRASTRUCTURE</b>				
1	KENYA AIRPORTS AUTHORITY	1.0939	0.4634	2.8021
2	KENYA CIVIL AVIATION AUTHORITY	0.3276	2.536	2.8636
3	KENYA FERRY SERVICE	0.2994	0.3239	3.1036
4	KENYA MARITIME AUTHORITY	0.2951	0.2	2.7848
5	KENYA NATIONAL HIGHWAYS AUTHORITY	0.2512	2.6656	2.9168
6	KENYA NATIONAL SHIPPING LINE	1.75	0.5253	3.9853
7	KENYA PORTS AUTHORITY	0.8331	1.8946	2.7277
8	KENYA RAILWAYS CORPORATION	-	-	2.76
9	KENYA ROADS BOARD	0.2849	2.2948	2.5797
10	KENYA RURAL ROADS AUTHORITY	0.2635	0.2795	2.8524
11	KENYA URBAN ROADS AUTHORITY	0.2851	0.2604	2.8615
12	NATIONAL TRANSPORT AND SAFETY AUTHORITY	0.3023	0.2717	3.2426
	<b>Sub-Total</b>			
<b>MINISTRY OF SPORTS, CULTURE AND THE ARTS</b>				
1	KENYA CULTURE CENTRE	-	0.3233	3.7312
2	KENYA NATIONAL LIBRARY SERVICE	0.2901	0.4556	2.835
3	NATIONAL MUSEUMS OF KENYA	-	-	-
4	NATIONAL SPORTS STADIA MANAGEMENT BOARD	0.2945	0.276	2.8547

**Assessment of Financial and Non- Financial Performance of State Corporations FY 2014/15**

	Name of Corporation	Performance Rating/Scores		
		Financial	Non-Financial	Composite
<b>MINISTRY OF DEFENCE</b>				
1	KENYA ORDINANCE FACTORIES CORPORATION	-	-	2.8621
<b>MINISTRY OF ENVIRONMENT, WATER AND NATURAL RESOURCES</b>				
1	ATHI WATER SERVICES BOARD	-	-	2.9791
2	COAST WATER SERVICES BOARD	-	-	-
3	KENYA FOREST SERVICE	-	-	-
4	KENYA FORESTRY RESEARCH INSTITUTE	-	-	2.36
5	KENYA WATER INSTITUTE	0.3	0.268	2.94
6	KENYA WILDLIFE SERVICE	0.2997	0.201	2.6599
7	LAKE VICTORIA NORTH WATER SERVICES BOARD	-	-	-
8	LAKE VICTORIA SOUTH WATER SERVICES BOARD	-	-	-
9	NATIONAL ENVIRONMENTAL MANAGEMENT AUTHORITY	0.2838	0.2324	0.296
10	NATIONAL IRRIGATION BOARD	0.2765	0.2525	2.4202
11	NATIONAL WATER CONSERVATION AND PIPELINE CORPORATION	-	-	-
12	NORTHERN WATER SERVICES BOARD	0.2944	0.466	2.8873
13	RIFT VALLEY WATER SERVICES BOARD	-	-	-
14	TANA WATER SERVICES BOARD	0.2768	0.2407	0.5175
15	TANATHI WATER SERVICES BOARD	0.3147	2.735	3.0497
16	WATER RESOURCES MANAGEMENT AUTHORITY	0.2806	0.2766	2.9436
17	WATER SERVICES REGULATORY BOARD	0.2907	2.568	2.8587
18	WATER SERVICES TRUST FUND	-	-	-
<b>OFFICE OF THE ATTORNEY GENERAL AND DEPARTMENT OF JUSTICE</b>				
1	COUNCIL FOR LEGAL EDUCATION	0.3041	0.24	2.9517
2	NATIONAL COMMISSION ON HUMAN RIGHTS	-	-	-
3	NATIONAL COUNCIL FOR LAW REPORTING	-	-	-
4	STATE CORPORATIONS APPEALS TRIBUNAL	-	-	-
5	KENYA LAW SCHOOL	0.2916	0.3248	3.3365
6	WITNESS PROTECTION AGENCY	-	-	-
7	KENYA LAW REFORM COMMISSION	-	-	-
8	COUNCIL FOR LEGAL EDUCATION	0.3041	0.24	2.9517
9	NATIONAL COMMISSION ON HUMAN RIGHTS	-	-	-



Consolidated Government Investment Report 2014/2015 (Section 89 of PFMA)