


REPUBLIC OF KENYA



Enhancing Accountability



THE NATIONAL ASSEMBLY
PAPERS LAID

PARLIAMENT
OF KENYA
LIBRARY

REPORT

29 FEB 2024

DAY
Tues


TABLED BY: Hon NAOMI WAGUMP
Deputy majority whip
OF A. Shubuko

THE AUDITOR-GENERAL

ON

**THE EXECUTIVE OFFICE OF
THE PRESIDENT**

**FOR THE YEAR ENDED
30 JUNE, 2023**





EXECUTIVE OFFICE OF THE PRESIDENT – VOTE 1011

ANNUAL REPORT AND FINANCIAL STATEMENTS

FOR THE FINANCIAL YEAR ENDED

JUNE 30, 2023

**Prepared in accordance with the Cash Basis of Accounting Method under the International Public Sector
Accounting Standards (IPSAS)**

(Leave this Page Blank)

EXECUTIVE OFFICE OF THE PRESIDENT VOTE 1011
Reports and Financial Statements For the year ended June 30, 2023

TABLE OF CONTENTS

1. Key Entity Information And Management.....	1
2. Statement Of Governance	11
3. Statement By The Chief Of Staff And Head Of Public Service.....	19
4. Statement By The Comptroller Of State House	20
5. Statement Of Performance Against Predetermined Objectives For The Fy 2022/23	28
6. Management Discussion And Analysis	30
7. Environmental And Sustainability Reporting	32
8. Statement Of Presidency’s Management Responsibilities.....	37
9. Report Of The Independent Auditors On The Executive Office Of The President.....	38
10. Statement Of Receipts And Payments For The Year Ended 30 th June 2023.....	39
11. Statement Of Assets And Liabilities As At 30 th June 2023	40
12. Statement Of Cash Flow For The Year Ended 30 th June 2023.....	41
13. Summary Statement Of Appropriation: Recurrent And Development Combined	42
14. Summary Statement Of Appropriation: Recurrent	44
15. Summary Statement Of Appropriation: Development.....	46
16. Budget Execution By Programmes And Sub-Programmes.....	48
17. Significant Accounting Policies	50

EXECUTIVE OFFICE OF THE PRESIDENT VOTE 1011
Reports and Financial Statements For the year ended June 30, 2023

ACRONYMS AND GLOSSARY OF TERMS

AIE	Authority to Incur Expenditure
BETA	Bottom-up Economic Transformation Agenda
CFO	Chief Finance Officer
EOP	Executive Office of the President
H.E.	His Excellency
HAU	Head of Accounting Unit
HRM&D	Human Resource Management and Development
IBEC	Intergovernmental Budget and Economic Council
ICPAK	Institute of Certified Public Accountants of Kenya
IPSAS	International Public Sector Accounting Standards
MHRMAC	Ministerial Human Resource Management Advisory Committee
OAG	Office of the Auditor General
OCOB	Office of the Controller of Budget
OFL	Office of The First Lady
PFM	Public Finance Management
SCAC	State Corporation Advisory Committee
SCMS	Supply Chain Management Services

EXECUTIVE OFFICE OF THE PRESIDENT VOTE 1011
Reports and Financial Statements For the year ended June 30, 2023

1. KEY ENTITY INFORMATION AND MANAGEMENT

a) Background information

The Executive Office of the President was established vide Executive Order No. 1 of January 2023. At Cabinet Level, the EOP is represented by the Chief of Staff and Head of Public Service who is responsible for the general policy and strategic direction of EOP.

Vision

Excellence in National Leadership for a cohesive and prosperous Kenya.

Mission

To provide overall leadership and policy direction in the management of public affairs for National Prosperity.

Mandate/Functions

The mandate and functions of the Executive Office of the President vote 1011 were initially defined vide Executive Order No. 1 of 2020 which was later defined vide Executive Order No. 1 of January 2023.

The EOP is charged with the key mandate of providing overall policy direction, oversight and coordination of government; while its functions are as follows:

- Overall Policy Direction and Leadership;
- Promotion of National Unity and Protection of National Interest;
- Civilian Oversight of National Security Organs;
- Custodian of National Security Policy and Strategy;
- Oversight over the National Intelligence Service;
- Management of the Assumption of the Office of the President;
- Co-ordination of Functions of Ministries and State Departments;
- Chair Cabinet;
- Chair National and County Governments Co-ordinating Summit;
- Appointment of Attorney General;
- Intergovernmental Budget and Economic Policy Management;
- Advisory on the Management of Kenya's International Borders;
- Appointment of Cabinet Secretaries;
- Appointment of Chief Justice, Deputy Chief Justice, and Judges of Superior Courts;
- Appointment of Principal Secretaries;
- Appointment of Chairpersons and Commissioners of Constitutional Commissions;

EXECUTIVE OFFICE OF THE PRESIDENT VOTE 1011
Reports and Financial Statements For the year ended June 30, 2023

- Appointment of High Commissioners and Ambassadors;
- Appointment of Chairpersons of State Corporations;
- Appointment of State/Public Officers as provided by law;
- Establishment of Public Offices in Accordance with the Constitution;
- Conferment of Honours in the name of the people and the Republic;
- Administration of Power of Mercy;
- Accreditation of Foreign Diplomatic and Consular representatives;
- Annual Reporting to Parliament on the Realization of National Values, Principles of Governance, National Security and Fulfilment of Kenya's International Obligations;
- Implementation of the National Cohesion and Integration Values;
- Co-ordination and Delivery of National Priorities and Flagship Programmes;
- Public Service Reforms;
- Management and Monitoring of the Public Service Performance;
- Oversight of State Corporations and State Agencies;
- Co-ordination of Counter Terrorism Strategy and Policy Implementation;
- Co-ordination of Counter Radicalization, Disengagement and Rehabilitation;
- Focal Point for Bilateral and Multilateral Partnerships in Counter Terrorism;
- Creation and Co-ordination of Women Rights Initiatives as vested in the Women Rights Agency;
- Resource Surveys and Remote Sensing;
- Parliamentary liaison;
- Liaison of Constitutional Commissions and
- State House Spokesperson.

Core Values

The Executive Office of the President upholds key values that facilitate the discharge of its mandate as follows:

- a. Good governance;
- b. Non-discrimination;
- c. Professionalism;
- d. Patriotism and
- e. Sustainable Development.

EXECUTIVE OFFICE OF THE PRESIDENT VOTE 1011
Reports and Financial Statements For the year ended June 30, 2023

b) Key Management

The day-to-day management of the Executive Office of the President is under the following two (2) key departments:

1. State House;
2. Cabinet Affairs Office.

c) Fiduciary Management

The key management personnel who held office during the financial year ended 30th June 2023 and who had direct fiduciary responsibility were:

Table 1(a): Key management personnel-State House

S/No.	Designation	Name
1.	Comptroller of State House (Accounting Officer)	Hon. Katoo Ole Metito, EGH
2.	Secretary Administration	Mr. David Ole Chege, OGW
3.	Senior Chief Finance Officer	CPA Waiganjo Waweru HSC, OGW
4.	Senior Deputy Accountant General	CPA Joel Langatt, OGW
5.	Head of Supply Chain Management	Mr. Richard Yator
6.	Director Human Resource Management	Mr. Dido Jillo Gababo, OGW

Table 1(b): Key management personnel- Cabinet Affairs Office

S/No.	Designation	Name
1.	Principal Administrative Secretary	Mr. Arthur Amug Osiya, EBS
2.	Secretary Administration	Mr. Tom Nyamorata, MBS
3.	Senior Chief Finance Officer	Mr. Osiri Nyakundi
4.	Deputy Accountant General	CPA Nelson Mose Osioru
5.	Head of Supply Chain Management	Mr. Boniface Muli Kingoto
6.	Director Human Resources Management	Ms. Rose Wanjohi, OGW

d) Fiduciary Oversight Arrangements

The Accounting Officer, Executive Office of the President, is assisted in the execution of the annual budget by various Committees appointed as per the prevailing laws, regulations and policies. These Committees comprise the following: -

- a) Ministerial Human Resource Management Advisory Committee (MHRMAC);
- b) Budget Implementation Committee and
- c) Project Management Committee;

EXECUTIVE OFFICE OF THE PRESIDENT VOTE 1011
Reports and Financial Statements For the year ended June 30, 2023

The members of these Committees are professional /technical staff drawn from the various departments. They possess a wide range of skills and experiences which are used in making independent and objective decisions on the matters before them in addition to advising the Accounting and Authorized Officers appropriately.

Each member of the Committee, upon appointment is given comprehensive induction relating to the business and operations of Executive Office of the President. This is to facilitate the execution of the policy, legal and regulatory obligations expected of such a member. These members are required to re-submit themselves for re-appointment on expiry of their term at the end of each financial year. Owing to the nature and the location of the two major Departments in Executive Office of the President, each maintains an operational Departmental Committee for purposes of facilitating the implementation of the annual budget.

The Committee meetings are scheduled monthly but may also be held on need basis. The following are the functions and composition of the Committees put in place to oversee the budget execution of the Executive Office of the President.

**a) Departmental Human Resource Management Advisory Committee – Financial
Year 2022/2023**

The Executive Office of the President, maintains operational Human Resource Management Advisory Committees in each of its two (2) departments, to oversee and advise on the execution of the Human resource function. The Committees exercise this mandate on delegated powers donated by the Public Service Commission vide The Public service Commission Act, 2015 (revised) which appointed Cabinet Secretaries as the Authorized Officers for their respective Ministries/ Departments.

The functions of the Departmental Human Resource Management Advisory Committees are as follows:

- (i) Recruitment, Selection and Appointment;
- (ii) Promotions;
- (iii) Recruitment Confirmation in Appointment;
- (iv) Training and Development;
- (v) Training Impact Assessment;
- (vi) Management of Skills Inventory;
- (vii) Establishment and Complement Control;
- (viii) Payroll Management;
- (ix) Deployment;
- (x) Promotion of Values and Principles of Public Service;
- (xi) Recommendation for Waiver of Requirements of the Schemes of Service;
- (xii) Recommendation for Secondments and Unpaid Leave;
- (xiii) Recommendation for Retirement under 50 years' rule;
- (xiv) Recommendation for Retirement on Medical Grounds;
- (xv) Recommendation for Re-Designation;
- (xvi) Recommendation for Renewal of Contract and
- (xvii) Discipline.



EXECUTIVE OFFICE OF THE PRESIDENT VOTE 1011
Reports and Financial Statements For the year ended June 30, 2023

I. State House Departmental Human Resource Management Advisory Committee and its Composition in the Financial Year 2022/2023.

The State House Human Resource Management Advisory Committee in the financial year 2022/2023 comprised of the following members during the tenure of the former President;

S/No.	Name	Designation
1.	Mr. Kinuthia Mbugua, CBS, OGW	Comptroller of State House, Chairman
2.	Mr. J. G. Makumi, MBS	Principal Administrative Secretary, Alt. Chairmar
3.	Mr. Peterson M. Wamwea	Deputy Director HRM & Development, Secretary
4.	Mr. Benson M. Mugo, OGW	Secretary Administration, Member
5.	Eng. Richard. G. Thitai, OGW	Chief Engineer (Mech), Member
6.	Ms. Florence W. N. Awori	Executive Director, PURES, Member
7.	Ms. Eva N. Maina, OGW	Director Administration (OFL), Member
8.	Ms. Juliet W. Kabeu, HSC	Senior Assistant Director, Protocol, Member
9.	Mr. David W. Waweru, OGW	Chief Finance Officer, Member
10.	Mr. Boniface Mutwiwa	Deputy Director Information, Member

During the Financial Year 2022/2023 from July 2022 to January 2023, the State House Departmental Human Resource Management Advisory Committee held two (2) meetings whose attendance is shown in the table 2 below:

Table 2: Committee attendance for the year ended 30th June, 2023

Name	Date of Meeting		Total Attendance
	28.7.2022	01.8.2022	
Mr. J. G. Makumi, MBS	√	√	2
Mr. Peterson M. Wamwea	√	X	1
Mr. Benson M. Mugo, OGW	√	√	2
Eng. Richard G. Thitai, OGW	√	√	2
Ms. Florence W. N. Awori	X	X	0
Ms. Eva N. Maina, OGW	√	X	1
Ms. Juliet W. Kabeu, HSC	√	√	2
Mr. David Waiganjo, OGW	√	X	1
Mr. Boniface Mutwiwa	√	√	2

√ - Present

X- Absent

EXECUTIVE OFFICE OF THE PRESIDENT VOTE 1011
Reports and Financial Statements For the year ended June 30, 2023

The composition of the Committee was varied with effect from 16th January 2023 due to transition in administration and the following were the members up to end of the Financial Year 2022/2023;

S/No.	Name	Designation	Role
1.	Hon. Katoo Ole Metito, EGH	Comptroller of State House	Chairman
2.	Mr. David Ole Chege, OGW	Secretary Administration	Alt. Chairman
3.	Mr. Dido J. G, OGW	Director HRM&D	Secretary
4.	Mr. Joel K. Langatt, OGW	Senior Deputy Accountant General	Member
5.	Ms. Doris N. Mukura	Director of Planning	Member
6.	Mr. Julius Gikonyo	Senior Supt. Engineer (Mechanical)	Member
7.	Mr. James Gitau	Under Secretary	Member
8.	Mr. Samuel Maina	Assistant Director ICT	Member
9.	Mr. Mark Kapchanga	Deputy Director Communication	Member
10.	Mr. David Waiganjo, OGW	Senior Chief Finance Officer	Member
11.	Mr. Richard Yator	Deputy Director SCMS	Member
12.	Mr. Julius Tinega	Director Operations	Member

The new State House Departmental Human Resource Management Advisory Committee held one (1) meeting whose attendance is shown in the table 3 below:

Table 3: Committee attendance for the year ended 30th June, 2023

Name	Date of Meeting	Total Attendance
	12.05.2023	
Mr. David Ole Chege, OGW	√	1
Mr. Dido J. Gababo, OGW	√	1
Mr. Joel K. Langatt, OGW	√	1
Ms. Doris N. Mukura	√	1
Mr. Julius Gikonyo	√	1
Mr. James Gitau	√	1
Mr. Samuel Maina	√	1
Mr. Mark Kapchanga	√	1
Mr. David Waiganjo, OGW	√	1
Mr. Richard Yator	X	0
Mr. Julius Tinega	√	1

√ - Present

X- Absent

EXECUTIVE OFFICE OF THE PRESIDENT VOTE 1011
Reports and Financial Statements For the year ended June 30, 2023

II. Cabinet Affairs Departmental Human Resource Management Advisory Committee and its Composition in 2022/2023 Financial year.

The Cabinet Affairs Departmental Human Resource Management Advisory Committee in 2022/23 financial year comprised the following members:

S/No.	Name	Designation	Role
1.	Dr. K. W. Kihara, MGH	Principal Administrative Secretary and Assistant Secretary to the Cabinet	Chairman
2.	Mr. Aggrey Busena, MBS	Secretary Administration	Alt. Chairman
3.	Dr. Lydia Muriuki, EBS	Secretary, Power of Mercy Advisory Committee	Member
4.	Mr. William Karari, MBS	Secretary, Economic Productive and Extractives Sector	Member
5.	Ms. Sarah Yamo, MBS	Secretary Administration	Member
6.	Mr. William M. Nasongo	Cabinet Secretariat	Member
7.	Ms. Theodora Gichana	Ag. Inspector General (Corporations)	Member
8.	Dr. Moses Akali	Director, Directorate of Resource Surveys and Remote Sensing	Member
9.	Mrs. Rose Wanjohi, OGW	Director HRM&D	Secretary
10.	Ms. Juster Nkoroi, CBS	Head, Kenya International Boundaries Office	Member
11.	Mr. Philip Nyingi, MBS	Secretary Human Capital development and International Relation	Member

This Committee held four (4) meetings during the Financial Year 2022/2023 and the attendance is as shown in Table 4 below.

Table 4: Schedule of Cabinet Affairs Departmental Human Resource Management Advisory Committee Meeting and Attendance, Financial Year 2022/2023

Members	Date of Meetings				Total Attendance
	01.09.2022	21.09.2022	19.10.2022	24.11.2022	
Dr. K. W. Kihara, MGH	X	X	X	X	0
Mr. Aggrey Busena, MBS	√	√	√	√	4
Mr. William Karari, MBS	√	√	√	√	4
Ms. Juster Nkoroi, CBS	X	X	X	X	0
Dr. Lydia Muriuki, EBS	√	X	X	X	1
Ms. Sarah Yamo, MBS	√	√	X	X	2
Mr. William M. Nasongo	X	√	√	√	3
Ms. Theodora Gichana	√	X	X	√	2
Dr. Moses Akali	X	√	√	√	3
Mr. Philip Nyingi, MBS	√	√	X	√	3



EXECUTIVE OFFICE OF THE PRESIDENT VOTE 1011
Reports and Financial Statements For the year ended June 30, 2023

Mrs. Rose Wanjohi, OGW	√	√	√	√	4
------------------------	---	---	---	---	---

√ - Present

X- Absent

The composition of the Committee was varied with effect from 08th February 2023 due to transition in administration and the following were the members up to end of the Financial Year 2022/2023;

S/No.	Name	Designation	Role
1.	Mr. Arthur Osiya, EGH	Principal Administrative Secretary	Chairman
2.	Mr. Tom Nyamorata, OGW	Secretary Administration	Alt. Chairman
3.	Mr. Peter K. Mbugi	Director, Betting and Licensing Board	Member
4.	Mr. William Karari, MBS	Secretary, Economic Productive and Extractives Sector	Member
5.	Ms. Sarah Yamo, MBS	Secretary Administration	Member
6.	Mr. William M. Nasongo	Cabinet Secretariat	Member
7.	Mr. Isaac Odek	Ag. Inspector General (Corporations)	Member
8.	Dr. Moses Akali	Director, Directorate of Resource Surveys and Remote Sensing	Member
9.	Mrs. Rose Wanjohi, OGW	Director, HRM&D	Secretary
10.	Mr. Charles Aloo	Head, Kenya South Sudan Liaison Office	Member
11.	Mr. Philip Nyingi, MBS	Secretary, Human Capital development and International Relation	Member
12.	Mr. Geoffrey Runoh	Government Printer	Member
13.	Mr. Josiah Musili	Director, National Cohesion and Values	Member
14.	Mr. James Wangombe	Inspector of State Corporations	Member
15.	Mr. Julius K. Rotich	Kenya International Boundaries Office	Member

The new cabinet affairs Departmental Human Resource Management Advisory Committee held four (4) meetings whose attendance is shown in the table 5 below:



EXECUTIVE OFFICE OF THE PRESIDENT VOTE 1011
Reports and Financial Statements For the year ended June 30, 2023

Table 5: Schedule of Cabinet Affairs Departmental Human Resource Management Advisory Committee Meeting and Attendance, Financial Year 2022/2023

Members	Date of Meetings				Total Attendance
	08.02.2023	03.01.2023	19.04.2023	25.05.2023	
Mr. Arthur Osiya, EGH	X	√	X	X	1
Mr. Tom Nyamorata, OGW	X	√	√	√	3
Mrs. Rose Wanjohi, OGW	√	√	X	X	2
Mr Philip Nyingi, MBS	√	√	√	X	3
Mr. Peter K. Mbugi	X	√	√	X	2
Mr. Charles Aloo	X	√	√	X	2
Dr. Lydia Muriuki, EBS	X	X	X	X	0
Ms. Sarah Yamo, MBS	√	√	√	√	4
Mr. Isaac Odek	√	X	X	X	1
Mr. Geoffrey Runoh	X	√	√	√	3
Dr. Moses Akali	√	X	X	√	2
Mr. Josiah Musili	X	√	√	X	2
Mr. James Wangombe	X	√	√	X	2
Mr. Julius K. Rotich	X	√	√	√	3
Mr. William M. Nasongo	X	√	√	X	2

√ - Present x – Absent

State House Project Management Committee Financial Year 2022/2023

This Committee is charged with the responsibility of identifying, prioritizing and overseeing implementation. In addition, it carries out monitoring and evaluation of projects being implemented by the Department, as per guidelines issued by the National Treasury from time to time. The members of this Committee comprise the following: -

S/No.	Name	Designation	Role
1.	Mr. David Ole Chege	Secretary Administration	Chairman
2.	Ms. Doris Mukura	Director Planning	Secretary
3.	Mr. David Waiganjo	Senior Chief Finance Officer	Member
4.	Mr. Joel Langatt	Head of Accounting Unit	Member
5.	Mr. Richard Yator	Head of SCMS	Member
6.	Mr. Samuel Maina	Head of ICT	Member
7.	Mr. Julius Gikonyo	Head of Mechanical Unit	Member

EXECUTIVE OFFICE OF THE PRESIDENT VOTE 1011
Reports and Financial Statements For the year ended June 30, 2023

e) Entity Headquarters

- 1. State House**
State House Road
P. O. Box 40530-00100
Nairobi, Kenya
- 2. Cabinet Affairs Office**
Harambee House
Harambee Avenue
P. O. Box 62345-00200
Nairobi, Kenya

f) Entity Contacts

- 1. State House**
Telephone: +254 20 3247000
Email: feedback@president.go.ke
Website: <https://www.president.go.ke>
- 2. Cabinet Affairs Office**
Telephone: +254 20 2227411
Email: info@headofpublicservice.go.ke
pas@headofpublicservice.go.ke
Website: <https://www.headofpublicservice.go.ke>

g) Entity Bankers (all banks)

Central Bank of Kenya
Haile Selassie Avenue
P.O. Box 60000-00200
City Square
Nairobi, Kenya

h) Independent Auditors

Auditor General
Office of the Auditor General
Anniversary Towers
University Way
P. O. Box 30084-00100
General Post Office
Nairobi, Kenya

i) Principal Legal Adviser

The Attorney General
State Law Office & Department for Justice.
Harambee Avenue
P.O. Box 40112-00200
City Square
Nairobi, Kenya

EXECUTIVE OFFICE OF THE PRESIDENT VOTE 1011
Reports and Financial Statements For the year ended June 30, 2023

2. STATEMENT OF GOVERNANCE

2.1 The Key Management of the Executive Office of the President Comprise of;



Mr. Felix K. Koskei, MCIPS,
MKISM
Chief of Staff and Head of
Public Service

Mr. Felix K. Koskei, MCIPS, MKISM, is a career civil servant with over three decades of illustrious service within the Executive, Judiciary, and State Agencies/Corporations.

He currently serves the nation as the Chief of Staff and Head of the Public Service in the Executive Office of the President. Before his appointment on 14th October, 2022; Mr. Koskei was serving as a Member/Commissioner of the Judicial Service Commission (JSC), a position he was appointed to in the year 2018.

In the preceding years, Mr. Koskei held the esteemed role of Cabinet Secretary for the Ministry of Agriculture, Livestock and Fisheries from 2013 to 2015, a period marked by his instrumental leadership in shaping the nation's agricultural transformation strategy.

Mr. Koskei's interest in civic affairs can be traced to the year 1990, when he joined a group of environmentalists who were spearheading a seedlings propagation programme. Thereafter, he joined the Kenya Posts and Telecommunication Corporation (KPTC) in 1997 as a supplies officer. He rose through the ranks, with his final position at Telkom Kenya (the successor of KPTC) being that of Manager/Contracts and Services in 2005.

Upon the establishment of the Kenya Anti-Corruption Commission in 2005, Mr. Koskei was tapped by the Third Administration to serve in the Commission as the Procurement Specialist. Thereafter, he joined Kenya Civil Aviation Authority (KCAA) as the Manager-Procurement; and upon the establishment of Kenya National Highways Authority (KENHA) in 2008, he would a year later be appointed as the Head of Procurement in that organization. While at KENHA, he was promoted to the position of General Manager - Supply Chain and Support Service in the year 2013; a position he held until his appointment as a Cabinet Secretary in the Nation's Fourth Administration in the same year.

Mr. Koskei holds a Bachelor's of Science Degree (BSC) and a Master of Business Administration (MBA) both from The University of Nairobi. He also holds a number of other professional certifications, and he is a Member of the Chartered Institute of Purchasing and Supply (MCIPS).

EXECUTIVE OFFICE OF THE PRESIDENT VOTE 1011
Reports and Financial Statements For the year ended June 30, 2023



Hon. Katoo Ole Metito, EGH, MGH
 Comptroller of State House

Hon. Katoo Ole Metito, EGH, MGH, holds a Bachelor of Science degree in Microprocessor & Information Technology and an MBA in Strategic Management both in University of Nairobi. He is also a PHD Candidate in Strategic Management at The University of Nairobi.

He served as a Member of Parliament (National Assembly) from 2003 to 2022. Served as an Assistant Minister in various Ministries including Ministry of Regional Development Authority and Youth Affairs. He also served as Minister Interior. In The National Assembly, he served in various positions including Majority Chief Whip and Chairman of the Defence and Foreign Relations Committee among others. Later in October 2022 he was appointed Comptroller of State House, the position he holds currently.



Mr. David Ole Chege, OGW
 Secretary Administration
 State House

Mr. David Ole Chege, OGW is the Secretary Administration and is responsible for Coordinating general administrative and financial matters within State House since January, 2023. He holds a Master of Arts degree from Kenyatta University.

He has worked in the civil service for 25 years in various capacities. In provincial administration; as a District Officer, District Commissioner, County Commissioner. He has also served as Secretary Administration and Director of Administration in The National Treasury and The Ministry of Transport among others.



CPA Waiganjo Waweru OGW, HSC
 Senior Chief Finance Officer
 State House

CPA Waweru OGW, HSC, is the Senior Chief Finance Officer State House. He is an associate Doctor of Philosophy (PhD) holder in Financial Re-engineering and Innovation from Dongbei University of Finance and Economics. He possesses a Master's Degree in Finance and Strategic Management (Daystar University) and a holder of Bachelor of Commerce Finance and Accounting (Strathmore University).

He is also a Certified Investment and Financial Analyst as well as a Certified Public Accountant, member of Institute of Certified Public Accountants of Kenya.

He possesses over 15 years' experience in the civil service. Previously, he worked in the private sector as a Management Accountant and Internal Auditor in the Public Service and in LAPSSET Authority.



EXECUTIVE OFFICE OF THE PRESIDENT VOTE 1011
Reports and Financial Statements For the year ended June 30, 2023

 <p>CPA Joel K.Langatt, OGW Senior Deputy Accountant General State House</p>	<p>CPA Joel K. Langatt, OGW is the Head of Accounting Unit in the Executive Office of the President.</p> <p>He is a Certified Public Accountant and holds a Master’s degree in Business Administration (Finance) from the University of Dar Es Salaam and Strategic Leadership Development Programme (SLDP) from the Kenya School of Government.</p> <p>He is a member of the Institute of Certified Public Accountants of Kenya and the Institute of Certified Investment and Financial Analysts.</p> <p>He possesses over 30 years’ experience in the civil service in various capacities within the accounting profession of which 5 years was in foreign service.</p>
 <p>Mr. Richard Yator Deputy Director Supply Chain Management Unit State House</p>	<p>Mr. Richard Yator is the Deputy Director – Supply Chain Management Unit, State House. He holds an MSc in Procurement and Logistics from Jomo Kenyatta University of Agriculture & Technology and a Bachelor of Commerce degree from the University of Nairobi.</p> <p>He also holds a final Level 6 Certification from CIPS and is a member of the Kenya Institute of Supplies Management (K.I.S.M). He is currently pursuing PhD in Procurement and Logistics at JKUAT.</p> <p>Before joining the Executive Office of the President, he was the Deputy Director - Supply Chain Management Unit at the Ministry of Environment & Forestry and has worked in various Ministries in different capacities.</p>
 <p>Mr. Dido J. Gababo, OGW Director HRM&D State House</p>	<p>Mr. Dido Jillo Gababo, OGW is the Director Human Resource Management & Development. He holds a Master of Business Administration (HRM) and a Bachelor of Arts degree in Anthropology both from the University of Nairobi.</p> <p>He is also a holder of Post Graduate Diploma (HRM) from the Institute of Human Resource Management and a member of the Institute of Human Resource Management.</p> <p>Before joining State House, he was the Director and Head of Human Resource Management & Development in the Office of the Deputy President and has also served in various Ministries and State Departments in Human Resource.</p>

**EXECUTIVE OFFICE OF THE PRESIDENT VOTE 1011
Reports and Financial Statements For the year ended June 30, 2023**

 <p>Mr. Arthur Amug Osiya, EBS Principal Administrative Secretary & Assistant Secretary to the Cabinet</p>	<p>Mr. Arthur Amug Osiya was appointed Principal Administrative Secretary in December 2022, after serving as Secretary - National Administration in the Ministry of Interior and National Administration from 2016.</p> <p>He is responsible for the day to day running of The Executive Office of the President under the direction of the Chief of Staff and Head of Public Service.</p> <p>He holds a Bachelors of Arts degree in Government and Philosophy from The University of Nairobi.</p>
 <p>Mr. Tom Nyamorata, MBS Secretary Administration Cabinet Affairs</p>	<p>Mr. Thomas M Nyamorata, MBS, was appointed as Secretary Administration in 2023.</p> <p>He is responsible for the coordination of general administration and financial matters within the Executive Office of the President.</p> <p>He holds a Bachelors' Degree in Development Studies from the University of Nairobi and Executive Masters of Business Administration from Jomo Kenyatta University of Agriculture and Technology.</p>
 <p>Mr. Osiri Nyakundi Senior Chief Finance Officer Cabinet Affairs</p>	<p>Mr. Osiri Nyakundi is Senior Chief Finance Officer.</p> <p>He Holds a Bachelors and Master of Arts in Economics from the University of Nairobi.</p> <p>He joined public service in 1995 as an economist with the ministry of planning. He also worked as the County Director of Planning in Trans-Nzoia County from 2014 to 2017. He re-designated to finance as CFO in 2017.</p> <p>He joined the Executive Office of the President in 2020 as the head of Finance.</p>

EXECUTIVE OFFICE OF THE PRESIDENT VOTE 1011
Reports and Financial Statements For the year ended June 30, 2023

 <p>CPA Nelson Mose Osioru Deputy Accountant General Cabinet Affairs</p>	<p>CPA Nelson Mose Osioru is a Deputy Accountant General in charge of the accounting unit, Cabinet Affairs.</p> <p>He holds a Master of Business Administration in Finance (Jomo Kenyatta University of Agriculture and Technology), BCOM Finance and Executive Diploma in Financial Management (KCA University).</p> <p>He is a member of the Institute of Certified Public Accountant of Kenya with over 19 years' experience in the public sector.</p>
 <p>Mr. Boniface Muli Kingoto Head of SCMS Cabinet Affairs</p>	<p>Mr. Boniface Muli Kingoto holds a Master's Degree in Procurement, Bachelor Degree in Purchasing and Supply Chain Management (First Class Honours), He is currently pursuing PhD in Supply Chain Management, He also holds a Professional Diploma in Supply Chain Management.</p> <p>He has worked in the civil service for over 39 years in various capacities in supply chain services and currently works as Head of Supply Chain Management at The Executive Office of the President.</p>

2.2 Management Committees established and their roles

During the period under review the management constituted various committees to oversee implementation of key functions and activities as follows;

a) Human Resource Management Advisory Committees

The role of the Departmental Human Resource Management Advisory Committees are as follows;

1. Recruitment, Selection and Appointment;
2. Promotions;
3. Recruitment Confirmation in Appointment;
4. Training and Development;
5. Training Impact Assessment;
6. Management of Skills Inventory;
7. Establishment and Complement Control;

EXECUTIVE OFFICE OF THE PRESIDENT VOTE 1011
Reports and Financial Statements For the year ended June 30, 2023

8. Payroll Management;
9. Deployment;
10. Promotion of Values and Principles of Public Service;
11. Recommendation for Waiver of Requirements of the Schemes of Service;
12. Recommendation for Secondments and Unpaid Leave;
13. Recommendation for Retirement under 50 years' Rule;
14. Recommendation for Retirement on Medical Grounds;
15. Recommendation for Re-designation;
16. Recommendation for Renewal of Contract;
17. Discipline

b) Performance Management Committee

1. Undertake quarterly review and implementation of strategic plans and performance contracts;
2. Ensure linkage between institutional performance contract and performance appraisal system;
3. Ensure that overall assessment of employee performance is within the context of institutional performance as evaluated through Staff Performance Appraisal System;
4. Hold quarterly performance review meetings;
5. Consider performance reports from various departments and recommend improvement;
6. Make recommendations to the Authorizing Officer on the application of rewards or sanctions;
7. Ensure that the integrity and credibility of the overall process of rewards and sanction system is safeguarded and maintained at all times.

c) Project Committee

1. To review project conceptualization and make recommendations for decision making;
2. To identify the potential project risks and propose mitigating measures for those risks not covered during project conceptualization;
3. To prioritize projects based on the EOP Strategic Plan and the National Development Plans;
4. To recommend the mode of project financing;
5. To provide guidance on changes in the project implementation.

EXECUTIVE OFFICE OF THE PRESIDENT VOTE 1011
Reports and Financial Statements For the year ended June 30, 2023

d) Tender Opening Committee

The committee was established pursuant to section 78(1) of the Public Procurement and Asset Disposal Act, 2015 to undertake tender opening exercises during the Financial Year 2022/2023.

e) Tender Evaluation Committee

This is an ad-hoc Committee which is established pursuant to section 46 of the Public Procurement and Asset Disposal Act, 2015 to undertake tender evaluation exercises during the Financial Year 2022/2023.

f) Inspection and Acceptance Committees

These are ad-hoc committees which were established pursuant to section 48(1) of the Public Procurement and Asset Disposal Act, 2015 to accept or reject, on behalf of the procuring entity, the delivered goods, works or services during the Financial Year 2022/2023.

g) Pending bills verification Committee

This committee was constituted for verification of pending Bills for Financial Year 2022/2023 with responsibilities as follows;

1. To consolidate all the outstanding pending bills for recurrent and development budget for EOP as at 30th June 2023;
2. To verify that necessary supporting documents and approvals were made;
3. To analyze all bills against the respective budget expenditure items;
4. To prepare a pending bill verification report;
5. To prepare monthly, quarterly and annual pending bills status report for the Financial Year.

2.3 Risk management, compliance and conflict of interest

During the implementation of the planned programmes for the Financial Year 2022/2023, EOP ensured effective risk management through: -

- a) Developing the EOP Internal Audit plan for continuous checks on various processes and activities within the institution;
- b) Conducting risk assessment audits;
- c) Conducting periodic compliance checks through monitoring and evaluation of activities and projects;
- d) Signing the Conflict-of-Interest Declaration Forms where applicable.

EXECUTIVE OFFICE OF THE PRESIDENT VOTE 1011
Reports and Financial Statements For the year ended June 30, 2023

2.4 Report on recent training and development in governance for those in key leadership

Towards ensuring effective capacity building for top management, EOP trained the relevant Officers as follows;

- a) Induction of the Heads of Departments
- b) Capacity building

2.5 Public participation activities

The Executive Office of the President conducted public participation in various processes including;

- a) Public participation sessions during the budgeting process;
- b) Inviting the public to bid during procurement of goods and services;
- c) Public participation sessions during the development of various regulations and reports for the State Corporation Advisory Committee (SCAC);
- d) Public participation sessions during preparation of reports to H.E on recommendations for pardoning prisoners under the Power of Mercy Act; and Sensitization of the public on integration of prisoners released under the Power of Mercy Act back to the community;
- e) Sensitization of communities along boundaries by the Kenya International Boundaries Office (KIBO) during reaffirmation/demarcation of Kenya boundaries;
- f) Public participation sessions held by various Presidential Taskforces for instance the taskforce on the establishment of the National lottery.

2.6 Compliance with laws and regulations

During the period under review, EOP complied with all statutory and regulatory requirements. This includes and not limited to: The Constitution of Kenya, 2010, Executive Order No. 1 of 2020, Executive Order No. 1 of 2023, the Public Procurement and Asset Disposal Act, 2015, and its attendant Regulations, 2020, the Public Finance Management Act, 2012 and its attendant Regulations, 2015, various Circulars from the National Treasury and PSC, Human Resource Manual, 2014, Leadership and Integrity Act, 2012 and Public Audit Act, 2015.

EXECUTIVE OFFICE OF THE PRESIDENT VOTE 1011
Reports and Financial Statements For the year ended June 30, 2023

3. STATEMENT BY THE CHIEF OF STAFF AND HEAD OF PUBLIC SERVICE



On behalf of The Executive Office of the President, I present the financial statements for the Financial Year 2022/2023. The financial statements have been prepared in compliance with the Constitution and Section 81 (1) of the PFM Act, 2012. The statements have been prepared in accordance with the standards set out by the Public Sector Accounting Standards Board (PSASB) and the International Public Sector Accounting Standards (IPSAS) both of which prescribe the format, policies, treatment of expenditures, among others for such statements.

The statements have been derived from the records maintained in our financial transactions for the year ended 30th June, 2023. They thus disclose with accuracy the true and fair position of the financial affairs of the office during the reporting period. Nothing has been brought to my attention that the office will not continue to deliver services to the public to necessitate initiation of action to forestall such eventuality. The public should thus be rest assured of continued service delivery in the coming period.

The statements, besides expressing the financial status of EOP, have gone further to show how the votes were applied on the priority programmes and sub-programmes during the reporting period. The report has also outlined the outcomes and outputs achieved by the various programmes including the challenges faced where the planned targets were not achieved. This is necessary for demonstrating how the allocated resources were spent and for purposes of learning useful lessons for improving future programming.

The resources voted under the office were spent in strict adherence to the laws and regulations governing Public Finance Management. Due care was exercised to ensure that such expenditures realized value for money, and most importantly met Kenyans needs and aspirations. They were applied in cognizance of the transformative government development aspirations as prescribed in the Bottom-Up-Economic Transformation Agenda (BETA), the Kenya Vision 2030 and the Fourth Medium Term Plan (2023-2027). This is necessary to strengthen Kenya's economic base for purposes of ensuring sustainable growth and prosperity. EOP therefore, remains committed to appropriate public resources prudently and account for them as expected by law and the people of Kenya for provision of service delivery.

A handwritten signature in dark ink, appearing to read 'Felix K. Koskei', written over a dotted line.

Mr. Felix K. Koskei, MCIPS, MKISM
Chief of Staff and Head of Public Service

EXECUTIVE OFFICE OF THE PRESIDENT VOTE 1011
Reports and Financial Statements For the year ended June 30, 2023

4. STATEMENT BY THE COMPTROLLER OF STATE HOUSE

The Executive Office of the President is responsible for providing overall policy and leadership direction towards realization of the country's social-economic development agenda. The programmes and activities during the period under review were planned to deliver its mandate in line with Executive Order No. 1 of 2020 and Executive Order No. 1 of 2023.

It is with great pleasure that I present the financial statements for the Executive Office of the President for the financial year 2022/23. These statements provide a comprehensive overview of the financial performance of our esteemed institution during the period under review, shedding light on our budget performance against actual amounts and highlighting key achievements.

During the financial year 2022/23, the Executive Office of the President demonstrated prudent financial management and fiscal responsibility. Despite the challenges faced by our nation and the global economy, we have successfully adhered to our budgetary allocations and maintained financial stability throughout the year. This achievement is a testament to the collective efforts of all stakeholders involved in the financial planning and execution processes.

Our dedicated officers have worked diligently to ensure accurate accounting, transparent financial reporting, and compliance with all relevant regulations. As a result, I can confidently affirm that the financial statements presented here provide a true and fair view of the Executive Office's financial position.

Throughout the period under review, we closely monitored our budget execution and promptly addressed any deviations to ensure optimal resource utilization. I am pleased to report that the Executive Office of the President achieved an impressive budget absorption rate of **71.81%**. This high level of budget execution reflects our commitment to effective financial planning, cost control measures, and prudent expenditure management. This level of fiscal discipline has translated to effective delivery of the overall mandate.

Budget Performance Based on Economic Classification and Programmes

The Executive Office of the President was allocated a budget of **Ksh. 35,044,043,458** during 2022/2023 financial year under Vote 1011. This allocation comprised **Ksh. 27,228,618,110** and **Ksh. 7,815,425,348** for recurrent and development respectively. The development allocation for the year comprised of a grant of **Ksh. 25,000,000** from the EU to support the National Strategy to Counter Terrorism. The total appropriated budget included Appropriation in Aid (A-I-A) of **Ksh. 14,433,560,990** comprising of **Ksh. 9,084,990,990** and **Ksh. 5,348,570,000** under recurrent and development expenditures respectively.

EXECUTIVE OFFICE OF THE PRESIDENT VOTE 1011
Reports and Financial Statements For the year ended June 30, 2023

Allocation by Programmes

The budget for the Executive Office of the President in the Financial Year 2022/2023 was appropriated under five key programmes namely: State House Affairs, Office of the Deputy President, Cabinet Affairs, Government Advisory Services and Nairobi Metropolitan Services (for the operations of the defunct Nairobi Metropolitan Services) with eighteen (18) sub-programmes, as follows:

Programme 1: State House Affairs

The programme's objective is to facilitate efficient and effective execution of the President's mandate as per the Constitution and other laws. It was allocated **Ksh. 11,975,470,191** being 34.17% of the total budget. This budget was applied on the following sub-programmes:

- Sub Programmes:**
- S.P. 1.1 - Coordination of State House functions
 - S.P. 1.2 - Administration of Statutory Benefits for the Retired Presidents, Deputy Presidents and Designated State Officers
 - S.P. 1.3 - Strategic Policy and Advisory Services

Programme 2: Office of the Deputy President

The objective of this Programme was to facilitate the Deputy President to discharge the mandate as given in the Constitution as the Principal Assistant to the President. The Programme was allocated **Ksh. 2,584,248,211** being 7.37% of the total budget. The budget was applied on the following sub-programmes:

- Sub Programmes:**
- S.P. 2.1 - General Administration, Planning and Support Services
 - S.P. 2.2 - Coordination and Supervision

Programme 3: Cabinet Affairs

This Programme seeks to facilitate effective and efficient public policy formulation, implementation, monitoring and evaluation for enhanced service delivery and harmonious government operations. The programme was allocated **Ksh. 2,351,957,524** being 6.71% of the total budget. The budget was applied on the following sub-programmes:

- Sub Programme:**
- S.P. 3.1- Management of Cabinet Affairs
 - S.P. 3.2- Directorate of Resource Survey & Remote Sensing

Programme 4: Government Advisory Services

This programme aims at facilitating and enhancing public policy advisory for effective management of public affairs. It was allocated **Ksh. 542,633,280** being 1.55% of the total budget. The budget was applied on the following sub-programmes:

- Sub Programmes:**
- S. P 4.1: State Corporations Advisory Services
 - S.P 4.2: Kenya/Southern Sudan Advisory Services
 - S.P 4.3: Power of Mercy Advisory Services

EXECUTIVE OFFICE OF THE PRESIDENT VOTE 1011
Reports and Financial Statements For the year ended June 30, 2023

S.P 4.4: Counter-Terrorism Advisory Services

S.P 4.5: Inspectorate of State Corporations

Program 5: Nairobi Metropolitan Services

The objective of this Programme was to coordinate the implementation of the Deed of Transfer of Functions executed between the National Government and Nairobi City County Government. It was allocated **Ksh.17,589,734,252** being **50.19%** of the total budget, which was applied on the following sub-programmes:

- Sub Programmes:**
- S. P 5.1 General Administration and Support Services
 - S.P 5.2 Metropolitan Health Services
 - S.P 5.3 Metropolitan Transport, Roads & Public Works,
 - S.P 5.4 Metropolitan Lands, Housing, Planning and Urban Development
 - S.P 5.5 Metropolitan Environment, Water, Waste and Ancillary Services
 - S.P 5.6 Energy Development, Reticulation and Public Lighting

Table 5 shows the budgetary allocation for the Executive office of the President by programmes for the Financial Year 2022/2023.

Table 5: Resource Allocation by Programmes for Financial Year 2022/2023

Programme	2022/2023 Allocation Kshs.	Percentage (%) Allocation
State House Affairs	11,975,470,191	34.17
Office of the Deputy President	2,584,248,211	7.37
Cabinet Affairs	2,351,957,524	6.71
Government Advisory Services	542,633,280	1.55
Nairobi Metropolitan Services	17,589,734,252	50.19
Total	35,044,043,458	100

The allocation of resources by Programme in The Executive office of the President for the Financial Year 2022/2023 is graphically shown in Figure 1.

EXECUTIVE OFFICE OF THE PRESIDENT VOTE 1011
Reports and Financial Statements For the year ended June 30, 2023

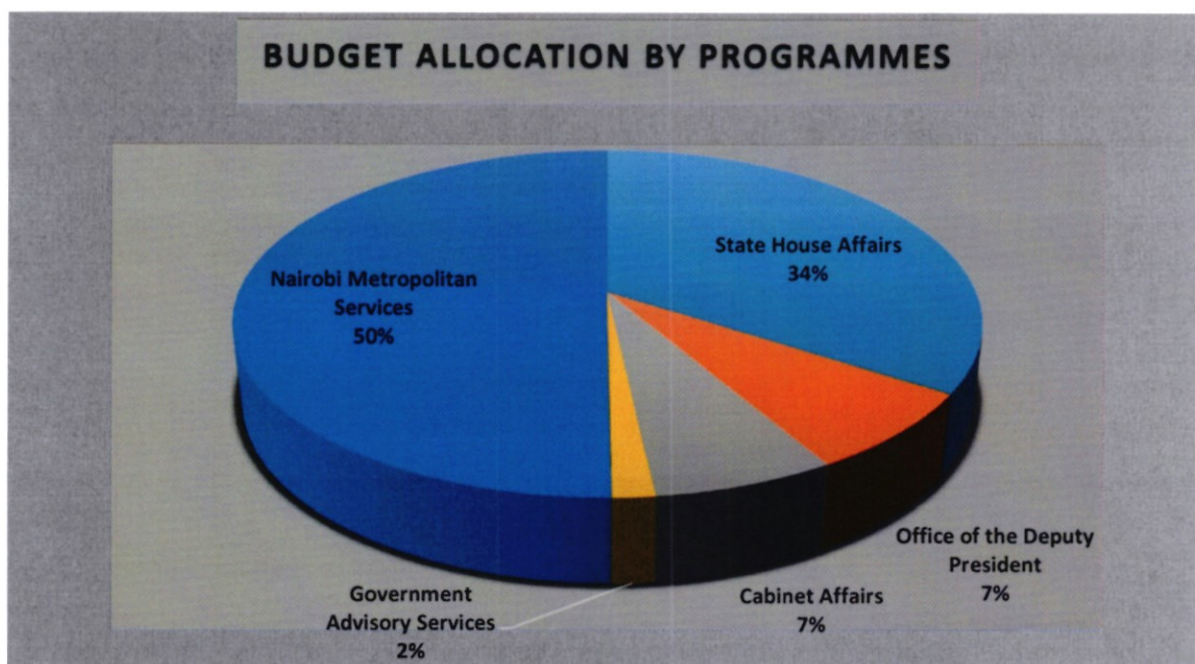


Figure 1: Allocation of Resources in the Executive office of the President by Programmes, Financial Year 2022/23

The resources allocated to The Executive Office of the President in the Financial year 2022/23 are further presented by Economic Classification as shown in Table 6.

Table 6: Allocation of Resources for the Executive Office of the President Vote by Economic Classification for 2022/23 Financial Year

Expenditure by Economic Classification	Approved Budget Allocation
	Kshs.
Current Expenditure	27,228,618,110
Compensation to Employees	7,666,615,003
Use of Goods and Services	17,051,249,213
Current Transfers to Govt. Agencies	34,000,000
Social Benefits	398,468,162
Acquisition of Non-Financial assets	2,078,285,732
Capital Expenditure	7,815,425,348
Compensation to Employees	8,162,377
Use of Goods and Services	1,236,242,813
Capital transfer to the National Fund for the Disabled of Kenya	100,000,000
Acquisition of other assets	6,471,020,158
Total Expenditure	35,044,043,458

EXECUTIVE OFFICE OF THE PRESIDENT VOTE 1011
Reports and Financial Statements For the year ended June 30, 2023

Budget Performance against Actual Amounts

The Executive Office of the President spent **Ksh. 21,732,071,025** in the financial year 2022/23 against an approved budget of **Ksh. 35,044,043,458**. The following is an overview of the financial performance for the year ended 30th June 2023 as reported in the detailed financial statements together with the commentary and comparative analysis.

Table 7: Actual Performance against Budget for the Year ended 30th June 2023

Financial Performance	Approved Budget	Actual	Variance	Utilisation
	KShs			
Total Receipts	35,044,043,458	21,943,840,676	13,100,202,782	62.62
Total Payments	35,044,043,458	21,732,071,025	13,311,972,433	62.01
Surplus for the Year		211,769,651		

Actual receipts by the Executive Office of the President was **37.37%** below the approved budget while actual payments was **37.99%** below the approved budget. The failure to receive the full exchequer as budgeted impacted negatively on service delivery and execution of identified projects during the Financial Year 2022/2023. In particular, the late approval of the Supplementary budget towards the end of June 2023 negatively affected procurement of goods and services (acquisition of assets and use of goods and services) whose procurement procedures are guided by laws, regulations and policies.

Expenditure during the financial year was incurred under the economic classification categories as shown in Table 8 below;

Table 8: Budget Utilization per Economic Classification

Economic Expenditure Item	Approved Budget	Actual Payments	Variance
	KShs	KShs	KShs
Compensation of Employees	7,674,777,380	5,285,260,570	2,389,516,810
Use of goods and services	18,287,492,026	13,365,047,466	4,922,444,560
Transfers to Other Government Units	100,000,000	100,000,000	-
Other grants and transfers	34,000,000	-	34,000,000
Social Security Benefits	398,468,162	361,875,143	36,593,019
Acquisition of Assets	8,549,305,890	2,619,887,845	5,929,418,045
Total Payments	35,044,043,458	21,732,071,025	13,311,972,433

EXECUTIVE OFFICE OF THE PRESIDENT VOTE 1011
Reports and Financial Statements For the year ended June 30, 2023

Budget Utilisation as Per Economic Items

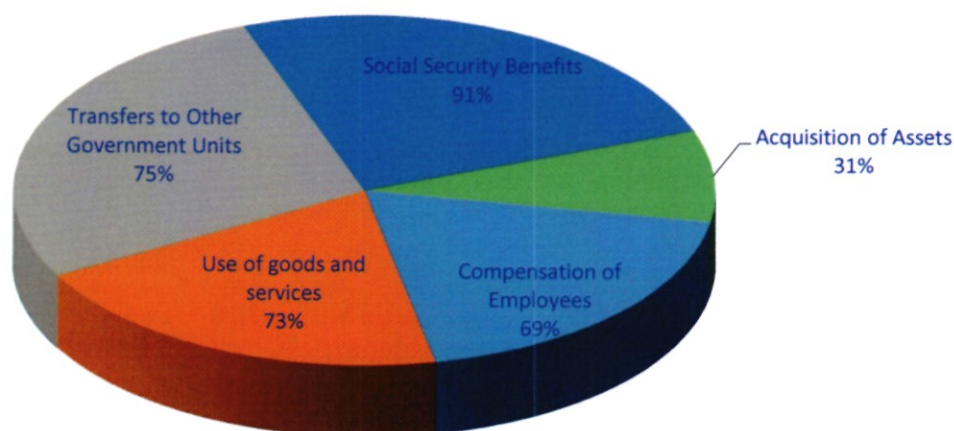


Figure 2: Utilization of Resources in the Executive office of the President by Economic items, for the Financial year 2022/2023

Key achievements for the Executive Office of the President

During the Financial Year 2022/23, EOP realized the following achievements:

1. Fully facilitated the engagements of H.E the President and H.E the Deputy President in fulfilling their mandate;
2. Ensured seamless transition and continuity in government operations;
3. Policies advisories and strategic support provided on BETA priority areas;
4. Priority areas on Agriculture, Micro, Small and Medium Enterprise (MSME) economy, Housing and Settlement, Healthcare and Digital Super Highway and Creative Economy identified incubated into programs;
5. Refurbished and maintained support infrastructure for the President and the Deputy President including the three (3) State Houses and five (5) State Lodges, Harambee House Annex Office and the Official Deputy President's residence in Karen;
6. Established 3,000 women table groups and reintroduced 3,973 women groups to affordable credit through the table banking concept across various Counties;
7. Developed four (4) Intergovernmental budget and economic council reports (IBEC);
8. Evaluated 150 reports of Boards of State Corporations.

EXECUTIVE OFFICE OF THE PRESIDENT VOTE 1011
Reports and Financial Statements For the year ended June 30, 2023

Emerging issues related to the Executive Office of the President

- i. Escalating cost of commodities affecting the implementation of planned programmes and projects;
- ii. Reallocation of budgetary provision during supplementary thus affecting implementation of planned programmes/projects.

Key risk management strategies

The following are the risk management strategies deployed by EOP in the execution of the Financial Year 2022/23 budget: -

1. **Financial risks:** EOP prioritized key programmes, ensured effective utilisation of resources and prioritized payment of verified pending bills;
2. **Relations risks:** Maintained positive relations through communication with stakeholders and held consultative meetings;
3. **Technological risks:** Configured & updated firewall systems, established user needs & requirements and replaced the ICT equipment;
4. **Policy/legal risks:** Participated in policy formulation and review forums;
5. **Compliance:** EOP complied with all statutory and regulatory requirements governing the operations;
6. **Operational:** Periodically conducted checks on the day-to-day operations, projects, or programmes implementation & documented the impediments that might hinder achievement of the short and medium-term goals.

Implementation challenges and recommended way forward

The Executive Office of the President faced challenges in the execution of the 2022/23 Budget.

They included:


1. Settling pending bills as first charge affected the implementation of prioritized programmes and projects;
2. Budget constraints resulting from austerity measures and budget cuts that hampered implementation of planned activities;
3. Inadequate specialized equipment in the technical departments including communication, Resource Surveys and Remote Sensing, transport and construction;
4. Inadequate Human resources capacity in the Resource Surveys and Remote Sensing.

EXECUTIVE OFFICE OF THE PRESIDENT VOTE 1011
Reports and Financial Statements For the year ended June 30, 2023

Recommendations

To mitigate challenges faced, the office:

1. Ensured prioritization of the planned activities within the allocated resources to enhance service delivery and ensure maximum absorption of the allocated resources;
2. Allocation of more resources to procure the requisite equipment and human resource for the technical departments;
3. Continued adoption and deployment of new technology including use of digital satellite imagery for geospatial data acquisition.
4. Continuously generated and utilized data to inform evidence-based policy formulation and decision making;



Hon. Katoo Ole Metito, EGH, MGH
Comptroller of State House

EXECUTIVE OFFICE OF THE PRESIDENT VOTE 1011
Reports and Financial Statements For the year ended June 30, 2023

5. STATEMENT OF PERFORMANCE AGAINST PREDETERMINED OBJECTIVES
FOR THE FY 2022/23

Progress on the attainment of Strategic Objectives

The progress on attaining the set strategic objectives is as shown below:

Program	Sub-Program	Strategic Objective	Outcome	Indicator	Performance
State House	Coordination of State House Functions	To facilitate the execution of Presidential mandate as per the Constitution	National policy direction	% level of facilitation	100%
	Administration of Statutory Benefits for the Retired Presidents, Vice Presidents and former prime minister	To coordinate the administration of the Retirement Benefits of Retired Presidents, Vice/ Deputy Presidents and Designated State Officers	Improved and sustained delivery of benefits	Timeliness of services	100%
	Strategic Policy and Advisory Services	To provide input in policy formulation process.	Evidence based and responsive policies	Level of implementation and success	100%
Office of the Deputy President	General Administration, Planning, Coordination, Supervision and Support Services	To facilitate implementation of Deputy President's functions	Effective leadership and service delivery	Efficient leadership and service delivery	100%
		To enhance coordination, consultation and supervision of Government for effective service delivery	Improved Intergovernmental Relation and performance	No of IBEC forums held	3
Cabinet Affairs	Management of Cabinet Affairs	To promote good governance in the management of public affairs;	Effective and efficient public policy formulation and implementation	Level of policy formulated and implemented	100%
		To promote national cohesion	National unity /harmonious co-existence among Kenyan communities.	National Values, and State of Security Reports.	One Report each
		To enhance resources/ land use surveys for strategic planning and management	Improved land use/ Resource use management and planning.	Land use / Resource assessment maps.	100%
Government Advisory Services	State Corporation Advisory Committee	To enhance service delivery of the State Corporations	Enhanced service delivery	No. of reports on service delivery	160
		To exercise power of mercy among offenders.	Reformed offenders	Draft Power of Mercy Policy	1 No.

EXECUTIVE OFFICE OF THE PRESIDENT VOTE 1011
Reports and Financial Statements For the year ended June 30, 2023

Program	Sub-Program	Strategic Objective	Outcome	Indicator	Performance
	Power of Mercy Advisory Services			Draft Power of Mercy Bill	1 No.
	Inspectorate of State Corporations	To enhance service delivery of the State Corporations	Enhanced governance and oversight of State Corporations	Level of compliance	100%
				No. of reports	1
	Counter-Terrorism Advisory Services	To reduce exposure to terrorism related security threats.	Improved security / Reduced exposure to security risks	State of national security	100%

EXECUTIVE OFFICE OF THE PRESIDENT VOTE 1011
Reports and Financial Statements For the year ended June 30, 2023

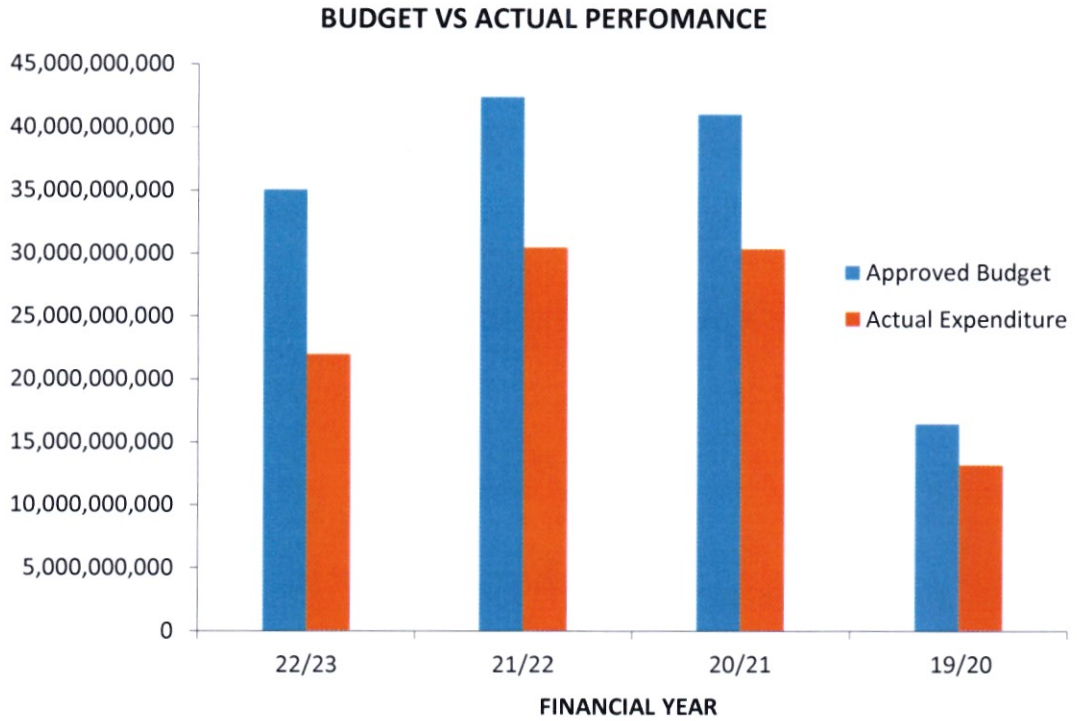
6. MANAGEMENT DISCUSSION AND ANALYSIS

The budget for the Executive Office of the President for the last four years from Financial Year 2019/20 - Financial Year 2022/2023 was appropriated under five key programmes namely: State House Affairs, Deputy President Services Cabinet Affairs, Government Advisory Services and Nairobi Metropolitan Service. The budget utilization was 79.93%, 73.91%, 71.81% and 62.63% for Financial Year 2019/20, 2020/21, 2021/22 and 2022/23 respectively as shown in table 9 below.

Table 9: Actual Performance against Approved Budget for the Financial Year 2019/20 - 2022/23

Description	Amount in Kshs.			
	FY 2022/23	FY 2021/22	FY 2020/21	FY 2019/20
Approved Budget	35,044,043,458	42,378,327,278	41,032,010,348	16,473,560,195
Actual Expenditure	21,732,071,025	30,432,530,314	30,329,846,787	13,167,385,290
Variance	13,311,972,433	11,945,796,964	10,702,163,561	3,306,174,905
Utilisation	62.01%	71.81%	73.91	79.93%

**EXECUTIVE OFFICE OF THE PRESIDENT VOTE 1011
Reports and Financial Statements For the year ended June 30, 2023**



- During the period under review projects implemented by EOP were mainly refurbishment works for maintenance of State Houses and Lodges.

EXECUTIVE OFFICE OF THE PRESIDENT VOTE 1011
Reports and Financial Statements For the year ended June 30, 2023

7. ENVIRONMENTAL AND SUSTAINABILITY REPORTING

The core mandate of the Executive Office of the President is to; Provide overall policy direction and leadership; implement the First Lady's Programme; Coordinate Presidential Communication Service and public engagements; Coordinate and manage the welfare of retired Presidents, Vice/Deputy Presidents and other Designated State Officers; Collect and preserve past and present presidential records for prosperity; Maintain the infrastructure and aesthetics in State Houses and Lodges; and provide hospitality and protocol services.

Within the multifaceted scope of its mandate, EOP assumes a pivotal role in providing national policy direction and leadership and ensuring the well-being of key state figures. The office assumes a central role in shaping the nation's trajectory, public engagement, and the stewardship of national assets, and is therefore uniquely positioned to champion environmental consciousness and sustainability at the highest levels of governance. By collecting, preserving, and disseminating information regarding the environmental impact of diverse activities, EOP contributes to informed decision-making and underscores the commitment to safeguarding not only the nation's natural heritage and the well-being of its citizens, but also the global environmental goals. This sets a precedent for conscientious leadership and accountability by fostering harmonious coexistence between progress and planet for current and future generations.

1. Sustainability strategy and profile

In an era marked by increasing global awareness on environmental and social challenges, EOP has undertaken a comprehensive sustainability strategy, to align its operations with responsible practices and enhance its contribution to a sustainable future. This strategy acknowledges the interconnectedness of environmental, social and economic factors, reflecting the office's commitment to both national and international sustainability priorities.

The sustainability efforts encompass an approach that touches upon various dimensions of sustainability. Energy efficiency initiatives have been implemented across the institution's infrastructure, incorporating renewable energy sources and minimizing carbon emissions. Water conservation practices have been embraced within state houses and lodges, aiming to reduce water wastage and enhance responsible water management.

EXECUTIVE OFFICE OF THE PRESIDENT VOTE 1011
Reports and Financial Statements For the year ended June 30, 2023

Further, as global attention shifts towards sustainable development goals, the office recognizes the need to align its efforts with international commitments and conventions. The integration of sustainability also resonates with national political goals of fostering inclusive growth, mitigating climate change and enhancing environmental resilience. Moreover, macroeconomic considerations, such as the growing demand for green technologies and the potential for sustainable investments, further underscore the importance of sustainability within the office's operations.

The sustainability strategy of the Office draws inspiration from international best practices, emphasizing transparency, accountability and stakeholder engagement. By benchmarking against global standards like the United Nations Sustainable Development Goals (SDGs), the office positions itself as a responsible leader in the pursuit of sustainability. Adopting frameworks like the Global Reporting Initiative (GRI) for comprehensive reporting, ensures alignment with internationally recognized reporting practices, promoting credibility and comparability.

The Executive Office of the President has achieved notable milestones in its sustainability journey. The integration of renewable energy sources has resulted in a significant reduction in greenhouse gas emissions from state infrastructure. Water conservation efforts have led to tangible decrease in water consumption. The implementation of waste reduction programs has not only minimized environmental impact but has also raised awareness about responsible waste management.

Despite these achievements, challenges especially budgetary constraints and evolving political dynamics have in some instances impacted sustainability implementation.

2. Environmental performance /climate change/ mitigation of natural disasters

The Executive Office of the President as the apex institution, recognizes the importance of Kenya's economic transformation with the environment and climate change being a key priority area. In addition to the implementation of its planned activities, the Office supported the implementation of Environmental and Climate Change priority areas as outlined in the Bottom-up Economic Transformation Agenda as follows:

1. Provided strategic advisories on climate action and green growth;
2. Supported the preparation of the Africa Climate Summit;

EXECUTIVE OFFICE OF THE PRESIDENT VOTE 1011
Reports and Financial Statements For the year ended June 30, 2023

3. Convened stakeholder engagement forums to support climate-positive growth along BETA priority areas.

During the Financial Year 2022/23 EOP carried out the following activities:

1. Reconstituted the State House Environmental Sustainability Committee;
2. Cascaded implementation of State House Environmental Sustainability Workplace Policy;
3. Held one (1) National high-level bike ride on sustainable cities and communities; and launched the Global Alliance for Cities for Road Safety in collaboration with UN Habitat and UN-Road Safety Fund;
4. Undertook riparian areas soil stabilization by planting 100 common bamboo (*Bambusa vulgaris*) along the Riparian area of Sagana river;
5. Issued 420 assorted seedling species to staff members for planting at their areas of residence;
6. State House Environmental Conservation Committee and selected members of staff from all State Houses and Lodges held a conservation/tree planting day at Cherangany State Lodge and planted 4,100 assorted indigenous tree seedlings. In attendance were children from neighbouring schools and community representatives;
7. Raised 10,000 assorted tree seedlings across various State Houses and State Lodges.

3. Employee welfare

Employee welfare is critical for productivity. Consequently, the Office applied and will continue to enforce the existing policies, laws and regulations governing the workforce in the public service. These policies, laws and regulations provide guidance on the entry, stay and exit of civil servants and cover wide areas including gender and disability, workers safety, application of public service principles and values as well as Article 10 of the Constitution of Kenya, 2010. The Office remains open and continuously benchmark with other countries across the world on best practices in human resource management.

4. Operational practices/ Market place practices

The Executive Office of the President remains committed to the promotion of value for money in public procurement. It commits to the following in execution of its mandate: -

EXECUTIVE OFFICE OF THE PRESIDENT VOTE 1011
Reports and Financial Statements For the year ended June 30, 2023

a) Responsible Competition Practices

1. Promotion of open and transparent tendering by advertising procurement opportunities in the print media and Department's websites.
2. Ensuring Responsible and Fair competition (Right price, right quality and quantity, right source of goods and right service providers).
3. Ensuring separation of roles in the procurement process to prevent conflict of interest.
4. Declaration of any interest during tendering process, where applicable and Recusing.
5. Complying with tender management procedures (Preliminary, Technical and Financial evaluations) for objective evaluation of bids.
6. Communicating outcomes for each tender to all participants.
7. Preservation/Setting aside of certain categories of procurement to only AGPO registered companies.
8. Continuous monitoring and periodic market survey on prices to ensure contracts awarded are comparable to the prevailing market prices thereby realizing value for money.

b) Responsible Supply Chain and Supplier Relations

1. Invitations to institution's functions and awards to the suppliers whose services are exceptional.
2. Issuance of letters of recommendations to other organizations for companies that request and deserve to be recommended.
3. Promoting companies owned by Youth, Women and Persons Living with Disabilities (PWD) through letters to guarantee and access bank credits whenever such requests are made.
4. Supplier empowerment and support on the online procurement processes.
5. Timely response on various queries / complaints regarding procurement.
6. Supplier sensitization on feedback mechanisms and platforms available for instance sharing official emails, websites and use of questionnaires.
7. Request for feedback on the level of satisfaction on responses for various queries.
8. Strategic placement of suggestion boxes for feedback on the level of satisfaction.
9. Strategic display of Citizen Service Charters clearly stating the procurement processes and requirements.
10. Timely payment for supply of goods and provision of services.

c) Responsible Marketing and Advertisement

1. Continuous in-house staff trainings on responsible marketing practices as well as ethical procurement practices such as honesty, fairness and trustworthiness.

EXECUTIVE OFFICE OF THE PRESIDENT VOTE 1011
Reports and Financial Statements For the year ended June 30, 2023

2. Advertising tenders requiring wide circulation in official website, Public Procurement Regulatory Authority (PPRA) Portal, print media and purchasing Kenya Bureau of Standards (KeBS) approved products only.
3. Procuring from ethical companies. (Those which promote good business ethics).
4. Carrying out due diligence on operations, capacity and capabilities of each company before engaging them for work.

d) Product Stewardship:

1. Procuring eco-friendly supplies (Minimum harm to environment in production and capacity for recycling).
2. Strict compliance with disposal regulations for obsolete assets.
3. Promoting value for money in procurement of goods and services, minding quality and price.
4. Keeping consumer departments informed on how to manage the products in order to reduce harmful exposure so as to maximize product utilization value.
5. Provision of protective gear and materials/tools to safeguard consumers from injury or harm.

5. Community Engagement

During the Financial Year 2022/23, The EOP through the Office of the First Lady:

1. Distributed fifteen (15) bicycles to Muileshi, Bunyala and Malava Community Forest Associations, to support establishment of nurseries to collect wildlings, forest scouting, access to markets for tree seedlings and provided seeds to women groups.
2. Supported one (1) Women group in Kakamega County to establish a tree nursery, through a Community Forest Association (CFA) that is attached to Kenya Forest Services.
3. Held one (1) National Clean-up exercise in Ndarugu River, Nakuru and in Kitale in celebration of World Environment Day.
4. Conducted four (4) school feeding initiatives in Nairobi, Kajiado, Narok and West Pokot in partnership with various stakeholders.
5. Distributed foodstuff to 40,542 households under disaster and emergency response, supported by the office of the First lady in several counties that include Laikipia, Samburu, Kitui, Makeni, Kajiado, Narok and West Pokot.

EXECUTIVE OFFICE OF THE PRESIDENT VOTE 1011
Reports and Financial Statements For the year ended June 30, 2023

STATEMENT OF PRESIDENCY'S MANAGEMENT RESPONSIBILITIES

Section 81 (1) of the Public Finance Management Act, 2012 requires that, at the end of each financial year, the accounting officer for a National Government Entity shall prepare financial statements in respect of that entity. Section 81 (3) requires the financial statements so prepared to be in a form that complies with relevant accounting standards as prescribed by the Public Sector Accounting Standards Board of Kenya from time to time.


The Accounting Officer in charge of the Executive Office of the President is responsible for the preparation and presentation of the entity's financial statements, which give a true and fair view of the state of affairs of the entity for and as at the end of the financial year ended on June 30, 2023. This responsibility includes: (i) maintaining adequate financial management arrangements and ensuring that these continue to be effective throughout the reporting period; (ii) maintaining proper accounting records, which disclose with reasonable accuracy at any time the financial position of the entity; (iii) designing, implementing and maintaining internal controls relevant to the preparation and fair presentation of the financial statements, and ensuring that they are free from material misstatements, whether due to error or fraud; (iv) safeguarding the assets of the entity; (v) selecting and applying appropriate accounting policies; and (vi) making accounting estimates that are reasonable in the circumstances.

The Accounting Officer accepts responsibility for the entity's financial statements, which have been prepared on the Cash Basis Method of Financial Reporting, using appropriate accounting policies in accordance with International Public Sector Accounting Standards (IPSAS). The Accounting Officer is of the opinion that the entity's financial statements give a true and fair view of the state of the entity's transactions during the financial year ended June 30, 2023, and of the entity's financial position as at that date. The Accounting Officer further confirms the completeness of the accounting records maintained for the entity, which have been relied upon in the preparation of the entity's financial statements as well as the adequacy of the systems of internal financial control.


The Accounting Officer also confirms that the entity has complied fully with applicable Government Regulations and the terms of external financing covenants (where applicable), and that the entity's funds received during the year under audit were used for the eligible purposes for which they were intended and were properly accounted for. Further the Accounting Officer confirms that the entity's financial statements have been prepared in a form that complies with relevant accounting standards prescribed by the Public Sector Accounting Standards Board of Kenya.

Approval of the financial statements

The entity's financial statements were approved and signed by the Accounting Officer on 30th September, 2023



Hon. Katoo Ole Metito, EGH, MGH
Comptroller of State House



CPA Joel K. Langatt, OGW
Senior Deputy Accountant General
ICPAK NO. 2889

REPUBLIC OF KENYA

Telephone: +254-(20) 3214000
E-mail: info@oagkenya.go.ke
Website: www.oagkenya.go.ke



HEADQUARTERS
Anniversary Towers
Monrovia Street
P.O. Box 30084-00100
NAIROBI

REPORT OF THE AUDITOR-GENERAL ON THE EXECUTIVE OFFICE OF THE PRESIDENT FOR THE YEAR ENDED 30 JUNE, 2023

PREAMBLE

I draw your attention to the contents of my report which is in three parts:

- A. Report on the Financial Statements that considers whether the financial statements are fairly presented in accordance with the applicable financial reporting framework, accounting standards and the relevant laws and regulations that have a direct effect on the financial statements.
- B. Report on Lawfulness and Effectiveness in Use of Public Resources which considers compliance with applicable laws, regulations, policies, gazette notices, circulars, guidelines and manuals and whether public resources are applied in a prudent, efficient, economic, transparent and accountable manner to ensure that the Government achieves value for money and that such funds are applied for intended purpose.
- C. Report on the Effectiveness of Internal Controls, Risk Management and Governance which considers how the entity has instituted checks and balances to guide internal operations. This responds to the effectiveness of the governance structure, risk management environment and internal controls, developed and implemented by those charged with governance for orderly, efficient and effective operations of the entity.

An unmodified opinion does not necessarily mean that an entity has complied with all relevant laws and regulations and that its internal controls, risk management and governance systems are properly designed and were working effectively in the financial year under review.

The three parts of the report are aimed at addressing the statutory roles and responsibilities of the Auditor-General as provided by Article 229 of the Constitution, the Public Finance Management Act, 2012 and the Public Audit Act, 2015. The three parts of the report when read together constitute the report of the Auditor-General.

REPORT ON THE FINANCIAL STATEMENTS

Opinion

I have audited the accompanying financial statements of The Executive Office of the President set out on pages 39 to 69 which comprises the statement of assets and liabilities as at 30 June, 2023 and the statement of receipts and payments, statement of cash flows and the statement of comparison of budget and actual amounts for the year

Report of the Auditor-General on The Executive Office of the President for the year ended 30 June, 2023

then ended, and a summary of significant accounting policies and other explanatory information in accordance with the provisions of Article 229 of the Constitution of Kenya and Section 35 of the Public Audit Act, 2015. I have obtained all the information and explanations which, to the best of my knowledge and belief, were necessary for the purpose of the audit.

In my opinion, the financial statements present fairly, in all material respects, the financial position of The Executive Office of the President as at 30 June, 2023, and its financial performance and its cash flows for the year then ended, in accordance with International Public Sector Accounting Standards (Cash Basis) and comply with the Public Finance Management Act, 2012.

Basis for Opinion

The audit was conducted in accordance with the International Standards for Supreme Audit Institutions (ISSAIs). I am independent of the The Executive Office of the President Management in accordance with ISSAI 130 on Code of Ethics. I have fulfilled other ethical responsibilities in accordance with the ISSAI and in accordance with other ethical requirements applicable to performing audits of financial statements in Kenya. I believe that the audit evidence I have obtained is sufficient and appropriate to provide a basis for my opinion.

Emphasis of Matter

1. Pending Accounts payables

Note 20.1 to the financial statements reflects pending accounts payables totalling Kshs.12,347,481,810 as at 30 June, 2023. The balance relates to pending bills that were not paid during the year under review but were instead carried forward to the financial year 2023/2024.

Failure to settle bills during the year to which they relate adversely affects the implementation of the subsequent year's budgeted programs as the outstanding bills form a first charge to that year's budget provision.

My opinion is not modified in respect of this matter.

Key Audit Matters

Key audit matters are those matters that, in my professional judgement, are of most significance in the audit of the financial statements. There were no key audit matters to report in the year under review.

Other Matters

1. Unresolved Prior Year Matters

The following issues raised on Projects implementation by Nairobi Metropolitan Services in the previous audit report remain unresolved;

1.1. Construction and Equipping of Health Facilities

The Ministry of Health entered into a contract for construction and equipping of ten (10) level two (2) and nine (9) level three (3) health facilities in Nairobi County at a contract sum of Kshs.869,400,000. The contract was to be implemented within ninety (90) days. AMREF Health Africa having obtained a license as a procurement agent for the Ministry of Health, appointed a contractor to construct and equip the nineteen (19) health facilities at a cost of Kshs.900,000,000. Subsequently, Nairobi Metropolitan Services entered into a Deed of Assignment with the Ministry of Health for the construction of the nineteen (19) health facilities in Nairobi County.

Although the procuring agent was paid the full cost of Kshs.869,400,000 for constructing the nineteen (19) facilities, four (4) health facilities namely Sinai, Pumwani Majengo, Lucky Summer and Gumba/Mabatini were at 85%, 15%; 10% and 5% completion levels respectively at the time of audit. Further, no contract extension or reasons for the slow progress of work was provided despite full payment of the contract sum.

In the circumstances, it was not possible to confirm whether value for money for the expenditure of Kshs.869,400,000 incurred in the construction of the health facilities was realized.

1.2 Irregular Procurement of Street Lights

Examination of documents supporting payment of Kshs.66,576,000 made to a contractor for supply and installation of bulbs along the Nairobi-Thika Super Highway (A2) road revealed that, NMS used a term contract between KeNHA and an electricals Company in the procurement of 150/180W lights. On 8 June, 2020 a requisition was made for 2,000 pcs of 150/180W LED at a cost of Kshs.29,200 each as indicated in the contract obtained from KeNHA. However, NMS received 2,000 pcs at a unit cost of Kshs.33,288 resulting to a price difference of Kshs.4,088 each leading to an overpayment of Kshs.8,176,000.

Further, the contract used for the procurement was a three-year performance-based contract signed on 31 December, 2018 at a contract sum of Kshs.528,599,196, for the maintenance of street lightings on Nairobi-Thika Super Highway (A2) road for a period of thirty-six (36) months. However, at the time NMS was procuring the lights for installing at the Nairobi -Thika Highway, the contract between KeNHA and the electricals Company was still in force and no evidence was provided for audit review to prove that KeNHA had transferred the contracted services to NMS.

In the circumstances, it is not possible to confirm propriety, regularity and value for money for the expenditure of Kshs.8,176,000 incurred on procurement of street lights.

1.3 Construction of Kamitha Road

Review of procurement records revealed that the Nairobi City County entered into a contract with a construction company for the construction of Kamitha Road, Gatina at a contract price of Kshs.52,786,597 in 2020/2021 financial year. On 27 January, 2021, a Deed of Novation was entered into transferring the contract to NMS. The project start date was 27 March, 2020 with a completion date of 27 March, 2021.

However physical verification of the project on 9 February, 2022 revealed that although the contractor laid the inverted block drainage, the drains were silted causing the culverts to block completely while the headwalls did not have plaster finish as provided for in the Bill of Quantities. Further, a road section between World Hope Stadium and the Lavington Estate had fresh asphaltic concrete an indication that the contractor had not properly compacted the base while there were no road makings and road signs.

In the circumstances, value for money on the funds used in the construction of the Kamitha Road could not be confirmed.

1.4 Water Sewer Extensions and Street Lighting

Nairobi Metropolitan Services entered into a contract with a contractor in 2021 to expand water sewer and street lighting in Dandora, Kangemi, Kawangware, Dagoretti Corner, Waithaka, Riruta, Kibera, Korogocho, Mathare, Zimmerman, Thome, Githurai 45 Mwhoko, Kasarani and Mwiki at a contract sum of Kshs.4,475,766,419. The contract period was for twelve months starting 25 March, 2021.

Review of records revealed that a total amount of Kshs.1,640,073,278 had been paid out of which Kshs.1,192,496,636 was paid in 2021/2022 financial year and an advance of Kshs.447,576,642 in 2020/2021 financial year. However, the average combined progress of work was at 30% as per the Contract Implementation Team (CIT) site meeting held on 27 May, 2022.

The contractor was therefore behind schedule and no explanation or evidence of extension of the contract was provided casting doubt on value for money incurred on the project.

1.5 Uncompleted Rehabilitation of Jevanjee Park

The Nairobi Metropolitan Services initiated the upgrading and maintenance of Jevanjee Park at an estimated cost of Kshs.15,000,000. The works were to be done in-house by NMS and materials were procured for the project. The project was to run for four (4) months commencing on 25 February, 2020. However, physical inspection of the project carried out on 22 November, 2022 revealed that the project was still uncomplete despite NMS having procured materials, some of which were still on site and exposed to theft.

Although the issues were discussed by the Public Account Committee of the National Assembly in the Month of October, 2022, the Public Accounts recommendations are still pending.

REPORT ON LAWFULNESS AND EFFECTIVENESS IN USE OF PUBLIC RESOURCES

Conclusion

As required by Article 229(6) of the Constitution, based on the audit procedures performed, I confirm that, nothing has come to my attention to cause me to believe that public resources have not been applied lawfully and in an effective way.

Basis for Conclusion

The audit was conducted in accordance with ISSAI 4000. The standard requires that I comply with ethical requirements and plan and perform the audit to obtain assurance about whether the activities, financial transactions and information reflected in the financial statements are in compliance, in all material respects, with the authorities that govern them. I believe that the audit evidence I have obtained is sufficient and appropriate to provide a basis for my conclusion.

REPORT ON THE EFFECTIVENESS OF INTERNAL CONTROLS, RISK MANAGEMENT AND GOVERNANCE

Conclusion

As required by Section 7(1)(a) of the Public Audit Act, 2015, based on the audit procedures performed, I confirm that, nothing has come to my attention to cause me to believe that internal controls, risk management and overall governance were not effective.

Basis for Conclusion

The audit was conducted in accordance with ISSAI 2315 and ISSAI 2330. The standards require that I plan and perform the audit to obtain assurance about whether effective processes and systems of internal controls, risk management and overall governance were operating effectively, in all material respects. I believe that the audit evidence I have obtained is sufficient and appropriate to provide a basis for my conclusion.

Responsibilities of Management and those Charged with Governance

The Management is responsible for the preparation and fair presentation of these financial statements in accordance with International Public Sector Accounting Standards (Cash Basis) and for maintaining effective internal controls as Management determines is necessary to enable the preparation of financial statements that are free from material misstatement, whether due to fraud or error and for its assessment of the effectiveness of internal controls, risk management and overall governance.

In preparing the financial statements, Management is responsible for assessing The Executive Office's ability to continue to sustain its services, disclosing, as applicable, matters related to sustainability of services and using the applicable basis of accounting unless Management is aware of intention to terminate The Executive Office or cease operations.

Management is also responsible for the submission of the financial statements to the Auditor-General in accordance with the provisions of Section 47 of the Public Audit Act, 2015.

In addition to the responsibility for the preparation and presentation of the financial statements described above, Management is also responsible for ensuring that the activities, financial transactions and information reflected in the financial statements are

in compliance with the authorities which govern them, and that public resources are applied in an effective way.

Those charged with Governance are responsible for overseeing The Executive Office's financial reporting process, reviewing the effectiveness of how Management monitors compliance with relevant legislative and regulatory requirements, ensuring that effective processes and systems are in place to address key roles and responsibilities in relation to governance and risk management, and ensuring the adequacy and effectiveness of the control environment.

Auditor-General's Responsibilities for the Audit

The audit objectives are to obtain reasonable assurance about whether the financial statements as a whole are free from material misstatement, whether due to fraud or error, and to issue an auditor's report that includes my opinion in accordance with the provisions of Section 48 of the Public Audit Act, 2015 and submit the audit report in compliance with Article 229(7) of the Constitution. Reasonable assurance is a high level of assurance, but is not a guarantee that an audit conducted in accordance with ISSAIs will always detect a material misstatement and weakness when it exists. Misstatements can arise from fraud or error and are considered material if, individually or in the aggregate, they could reasonably be expected to influence the economic decisions of users taken on the basis of these financial statements.

In addition to the audit of the financial statements, a compliance audit is planned and performed to express a conclusion about whether, in all material respects, the activities, financial transactions and information reflected in the financial statements are in compliance with the authorities that govern them and that public resources are applied in an effective way, in accordance with the provisions of Article 229(6) of the Constitution and submit the audit report in compliance with Article 229(7) of the Constitution.

Further, in planning and performing the audit of the financial statements and audit of compliance, I consider internal controls in order to give an assurance on the effectiveness of internal controls, risk management and governance processes and systems in accordance with the provisions of Section 7(1)(a) of the Public Audit Act, 2015 and submit the audit report in compliance with Article 229(7) of the Constitution. My consideration of the internal controls would not necessarily disclose all matters in the internal controls that might be material weaknesses under the ISSAIs. A material weakness is a condition in which the design or operation of one or more of the internal controls components does not reduce to a relatively low level the risk that misstatements caused by error or fraud in amounts that would be material in relation to the financial statements being audited may occur and not be detected within a timely period by employees in the normal course of performing their assigned functions.

Because of its inherent limitations, internal controls may not prevent or detect misstatements and instances of non-compliance. Also, projections of any evaluation of effectiveness to future periods are subject to the risk that controls may become inadequate because of changes in conditions, or that the degree of compliance with the policies and procedures may deteriorate.

As part of an audit conducted in accordance with ISSAIs, I exercise professional judgement and maintain professional skepticism throughout the audit. I also:

- Identify and assess the risks of material misstatement of the financial statements, whether due to fraud or error, design and perform audit procedures responsive to those risks, and obtain audit evidence that is sufficient and appropriate to provide a basis for my opinion. The risk of not detecting a material misstatement resulting from fraud is higher than for one resulting from error, as fraud may involve collusion, forgery, intentional omissions, misrepresentations, or the override of internal controls.
- Evaluate the appropriateness of accounting policies used and the reasonableness of accounting estimates and related disclosures made by the Management.
- Conclude on the appropriateness of the Management's use of applicable basis of accounting and based on the audit evidence obtained, whether a material uncertainty exists related to events or conditions that may cast significant doubt on The Executive Office's ability to continue to sustain its services. If I conclude that a material uncertainty exists, I am required to draw attention in the auditor's report to the related disclosures in the financial statements or, if such disclosures are inadequate, to modify my opinion. My conclusions are based on the audit evidence obtained up to the date of my audit report. However, future events or conditions may cause The Executive Office to cease to continue to sustain its services.
- Evaluate the overall presentation, structure and content of the financial statements, including the disclosures and whether the financial statements represent the underlying transactions and events in a manner that achieves fair presentation.
- Obtain sufficient appropriate audit evidence regarding the financial information and business activities of The Executive Office to express an opinion on the financial statements.
- Perform such other procedures as I consider necessary in the circumstances.

I communicate with Management regarding, among other matters, the planned scope and timing of the audit and significant audit findings, including any significant deficiencies in internal controls that are identified during the audit.

I also provide Management with a statement that I have complied with relevant ethical requirements regarding independence and to communicate with them all relationships and other matters that may reasonably be thought to bear on my independence and where applicable, related safeguards.


FCPA Nancy Gathungu, CBS
AUDITOR-GENERAL

Nairobi

24 January, 2024

Report of the Auditor-General on The Executive Office of the President for the year ended 30 June, 2023

•
•
•




EXECUTIVE OFFICE OF THE PRESIDENT VOTE 1011
Reports and Financial Statements For the year ended June 30, 2023

10. STATEMENT OF RECEIPTS AND PAYMENTS FOR THE YEAR ENDED 30TH JUNE 2023

DESCRIPTION	Note	2022-2023	2021-2022
		Kshs	Kshs
RECEIPTS			
Transfers from National Treasury	1	18,161,073,737	18,514,227,788
Transfers from Other Government Entities	2	3,725,816,439	11,847,311,055
Proceeds from Sale of Assets	3	9,478,000	26,610,775
Reimbursements and Refunds	4	30,277,500	16,830,000
Other Receipts	5	17,195,000	24,316,298
TOTAL RECEIPTS		21,943,840,676	30,429,295,915
PAYMENTS			
Compensation of Employees	6	5,285,260,570	12,736,390,646
Use of goods and services	7	13,365,047,466	13,442,219,811
Transfers to Other Government Units	8	100,000,000	200,000,000
Other grants and transfers	9	-	23,729,800.00
Social Security Benefits	10	361,875,143	155,660,963
Acquisition of Assets	11	2,619,887,845	3,874,529,094
TOTAL PAYMENTS		21,732,071,025	30,432,530,314
SURPLUS/DEFICIT		211,769,651	(3,234,398)

The accounting policies and explanatory notes to these financial statements form an integral part of the financial statements. The entity financial statements were approved on 30th September, 2023 and signed by:


 Hon. Katoo Ole Metito, EGH, MGH
 Comptroller of State House



 CPA Joel K. Langatt, OGW
 Senior Deputy Accountant General
 ICPAK NO. 2889

EXECUTIVE OFFICE OF THE PRESIDENT VOTE 1011
Reports and Financial Statements For the year ended June 30, 2023

11. STATEMENT OF ASSETS AND LIABILITIES AS AT 30TH JUNE 2023

DESCRIPTION	Note	2022-2023	2021-2022
		Kshs	Kshs
FINANCIAL ASSETS			
Cash and Cash Equivalents			
Bank Balances	12A	215,022,832	236,356,151
Cash Balances	12B	400,605	228,641
Total Cash and Cash Equivalents		215,423,437	236,584,792
Accounts Receivables - Outstanding Imprest and Clearance Accounts	13	211,420,186	1,247,326
TOTAL FINANCIAL ASSETS		426,843,624	237,832,118
LESS: FINANCIAL LIABILITIES			
Accounts Payables - Deposits	14	213,607,820	234,710,213
NET FINANCIAL ASSETS		213,235,804	3,121,905
REPRESENTED BY			
Fund balance b/fwd.	15	3,121,905	23,121,163
Prior year adjustments	16	(1,655,753)	(16,764,860)
Surplus/Deficit for the year		211,769,651	(3,234,398)
NET FINANCIAL POSITION		213,235,804	3,121,905

The accounting policies and explanatory notes to these financial statements form an integral part of the financial statements. The entity financial statements were approved on 30th September, 2023 and signed by:


 Hon. Kato Ole Metito, EGH, MGH
 Comptroller of State House


 CPA Joel K. Langatt, OGW
 Senior Deputy Accountant General
 ICPAK NO. 2889


EXECUTIVE OFFICE OF THE PRESIDENT VOTE 1011
Reports and Financial Statements For the year ended June 30, 2023

12. STATEMENT OF CASH FLOW FOR THE YEAR ENDED 30TH JUNE 2023

DESCRIPTION	Note	2022-2023	2021-2022
		Kshs	Kshs
CASH FLOW FROM OPERATING ACTIVITIES			
Receipts for operating income			
Transfers from National Treasury	1	18,161,073,737	18,514,227,788
Transfers from Other Government Entities	2	3,725,816,439	11,847,311,055
Reimbursements and Refunds	4	30,277,500	16,830,000
Other Receipts	5	17,195,000	24,316,298
		21,934,362,676	30,402,685,141
Payments for operating expenses			
Compensation of Employees	6	5,285,260,570	12,736,390,646
Use of goods and services	7	13,365,047,466	13,442,219,811
Transfers to Other Government Units	8	100,000,000	200,000,000
Other grants and transfers	9	-	23,729,800
Social Security Benefits	10	361,875,143	155,660,963
		19,112,183,180	26,558,001,220
Adjusted for:			
Changes in receivables	17	(210,172,860)	1,202,152
Changes in payables	18	(21,102,393)	130,619,681
Adjustments during the year	16	(1,655,753)	(16,764,860)
Net cashflow from operating activities		2,589,248,491	3,959,740,893
CASHFLOW FROM INVESTING ACTIVITIES			
Proceeds from Sale of Assets	3	9,478,000	26,610,775
Acquisition of Assets	11	(2,619,887,845)	(3,874,529,094)
Net cash flows from Investing Activities		(2,610,409,845)	(3,847,918,319)
NET INCREASE IN CASH AND CASH EQUIVALENT		(21,161,355)	111,822,574
Cash and cash equivalent at BEGINNING of the year		236,584,792	124,762,218
Cash and cash equivalent at END of the year		215,423,437	236,584,792

The accounting policies and explanatory notes to these financial statements form an integral part of the financial statements. The entity financial statements were approved on 30th September, 2023 and signed by:


 Hon. Kato Ole Metito, EGH, MGH
 Comptroller of State House


 CPA Joel K. Langatt, OGW
 Senior Deputy Accountant General
 ICPAK Member Number: 2889

EXECUTIVE OFFICE OF PRESIDENT VOTE 1011
Reports and Financial Statements For the year ended June 30, 2023

13. SUMMARY STATEMENT OF APPROPRIATION: RECURRENT AND DEVELOPMENT COMBINED

Code	Revenue/Expense Item	Original Budget Ksh	Adjustments Ksh	Final Budget Ksh	Actual on Comparable Basis Ksh	Budget Utilization Difference Ksh	% of Utilization Difference to Final Budget
		a	b	c=a+b	d	e=c-d	f=d/c %
1.	Tax receipts	14,417,297,990	0	14,417,297,990	-	14,417,297,990	0%
2.	Exchequer releases	8,639,298,389	11,971,184,079	20,610,482,468	18,161,073,737	2,449,408,731	88%
3.	Transfers from Other Government Entities	-	-	-	3,725,816,439	(3,725,816,439)	-
4.	Proceeds from Sale of Assets	2,100,000	0	2,100,000	9,478,000	(7,378,000)	451%
5.	Reimbursements and Refunds	-	-	-	30,277,500	(30,277,500)	-
6.	Other Receipts	8,300,000	5,863,000	14,163,000	17,195,000	(3,032,000)	121%
	Total Receipts	23,066,996,379	11,977,047,079	35,044,043,458	21,943,840,676	13,100,202,782	62.62%
	Payments					-	
7.	Compensation of Employees	7,276,386,178	398,391,202	7,674,777,380	5,285,260,570	2,389,516,810	69%
8.	Use of goods and services	9,991,686,745	8,295,805,281	18,287,492,026	13,365,047,466	4,922,444,560	73%
9.	Transfers to Other Government Units	200,000,000	-66,000,000	134,000,000	100,000,000	34,000,000	74.63%
10.	Social Security Benefits	459,760,533	(61,292,371)	398,468,162	361,875,143	36,593,019	91%
11.	Acquisition of Assets	5,139,162,923	3,410,142,967	8,549,305,890	2,619,887,845	5,929,418,045	31%
	Grand Total	23,066,996,379	11,977,047,079	35,044,043,458	21,732,071,025	13,311,972,433	62.01%
	Surplus/Deficit				211,769,651		

EXECUTIVE OFFICE OF THE PRESIDENT VOTE 1011
Reports and Financial Statements For the year ended June 30, 2023

Notes

1. Exchequer releases

The exchequer issue amounted to 88% of the total budget resulting to underfunding by 12%.

2. Proceeds from Sale of Assets

The proceeds from sale of assets were 685% more than expected because goods sold fetched more than projected reserve price.

3. Reimbursements and Refunds

During the Financial Year, an amount of Ksh. 30,277,500 was received from the Consolidated Fund. The same is not reflected in the vote book as they were budgeted under The National Treasury and planning.

4. Use of Goods and Services

- The loading of the supplementary budget was done towards the closure of the financial year thus affecting procurement of goods and services.
- The underutilization of the procurement budget (Use goods and Sservices) was caused by the lengthy procurement logistics given the time constraint for procuring before the end of the financial year.

5. Acquisition of Assets

- The loading of the supplementary budget was done towards the closure of financial year thus affecting procurement of goods and services.
- The underutilization of goods and services was as a result of procurement logistics due to time constraint.
- Nairobi Metropolitan Services (NMS) was budgeted for but the procurement of goods and services did not take place due to the lapse of the deed of transfer.

The accounting policies and explanatory notes to these financial statements form an integral part of the financial statements and are provided in this report. The entity's financial statements were approved on 30th September 2023 and signed by:



Hon. Katoo Ole Metito, EGH, MGH
Comptroller of State House



CPA Joel K. Langatt, OGW
Senior Deputy Accountant General
ICPAK Member Number: 2889

EXECUTIVE OFFICE OF THE PRESIDENT VOTE 1011
Reports and Financial Statements For the year ended June 30, 2023

14. SUMMARY STATEMENT OF APPROPRIATION: RECURRENT

Code	Revenue/Expense Item	Original Budget	Adjustments	Final Budget	Actual on Comparable Basis	Budget Utilisation Difference	% of Utilisation Difference to Final Budget
		Ksh.	Ksh.	Ksh.	Ksh.		
		a	b	c=a+b	d	e=c-d	f=d/c %
1.	Tax Receipts	9,068,727,990	-	9,068,727,990	-	9,068,727,990	0.00%
2.	Exchequer releases	8,004,798,389	10,138,828,731	18,143,627,120	16,362,559,849	1,781,067,271	90%
3.	Transfers from Other Government Entities				3,725,816,439	(3,725,816,439)	0%
4.	Proceeds from Sale of Assets	2,100,000	-	2,100,000	9,478,000	(7,378,000)	451.33%
5.	Reimbursements and Refunds		-	-	30,277,500	(30,277,500)	0%
6.	Other Receipts	8,300,000	5,863,000	14,163,000	17,195,000	(3,032,000)	121.41%
	Total Receipts	17,083,926,379	10,144,691,731	27,228,618,110	20,145,326,789	7,083,291,321	
	PAYMENTS						
7.	Compensation of Employees	7,258,223,801	408,391,202	7,666,615,003	5,285,260,570	2,329,299,716	68.94%
8.	Use of goods and services	8,710,843,932	8,340,405,281	17,051,249,213	13,344,799,876	3,935,201,130	78.26%
9.	Transfers to Other Government Units	-	34,000,000	34,000,000	-	15,559,719	0.00%
10.	Social Security Benefits	459,760,533	- 61,292,371	398,468,162	361,875,143	47,997,166	90.82%
11.	Acquisition of Assets	655,098,113	1,423,187,619	2,078,285,732	1,146,190,426	920,765,813	55.15%
	Grand Total	17,083,926,379	10,144,691,731	27,228,618,110	20,138,126,016	7,090,492,094	74%
	Surplus/Deficit				7,200,773		



EXECUTIVE OFFICE OF THE PRESIDENT VOTE 1011
Reports and Financial Statements For the year ended June 30, 2023

Notes

1. Exchequer releases

The exchequer issue amounted to 90% of the total budget resulting to underfunding by 10%.

2. Use of Goods and Services

- The loading of the supplementary budget was done towards the closure of the financial year thus affecting procurement of goods and services.
- The underutilization of the procurement budget (Use goods and Sservices) was caused by the lengthy procurement logistics given the time constraint for procuring before the end of the financial year.

3. Acquisition of Assets

- The loading of the supplementary budget was done towards the closure of the financial year thus affecting procurement of goods and services.
- The underutilization of acquisition of assets was as a result of procurement logistics due to time constraint.
- Nairobi Metropolitan Services (NMS) was budgeted for but the procurement of goods and services did not take place due to the lapse of the deed of transfer.

4. Social Security Benefits

- Social security benefits were less by 12% due to lack of funding from The Exchequer.

The accounting policies and explanatory notes to these financial statements form an integral part of the financial statements and have been provided in this report. The entity's financial statements were approved on 30th September, 2023 and signed by:



Hon. Katoo Ole Metito, EGH, MGH
Comptroller of State House



CPA Joel K. Langatt, OGW
Senior Deputy Accountant General
ICPAK Member Number: 2889

EXECUTIVE OFFICE OF THE PRESIDENT VOTE 1011
Reports and Financial Statements For the year ended June 30, 2023

15. SUMMARY STATEMENT OF APPROPRIATION: DEVELOPMENT

Code	Revenue/Expense Item	Original Budget KShs.	Adjustments KShs.	Final Budget KShs.	Actual on Comparable Basis KShs.	Budget Utilisation Difference KShs.	% of Utilization
		a	b	c=a+b	d	e=c-d	f=d/c %
	RECEIPTS						
1.	Tax Receipt	5,348,570,000	-	5,348,570,000	-	5,348,570,000	0%
2.	Exchequer releases	634,500,000	1,832,355,348	2,466,855,348	1,798,513,887	(1,798,513,88)	73%
	Total Receipts	5,983,070,000	1,832,355,348	7,815,425,348	1,798,513,887	6,016,911,461	23%
	Payments						
3.	Compensation of Employees	18,162,377	- 10,000,000	8,162,377	-	8,162,377	0.00%
4.	Use of goods and services	1,280,842,813	- 44,600,000	1,236,242,813	20,247,590	1,215,995,223	1.64%
5.	Transfers to Other Government Units	200,000,000	- 100,000,000	100,000,000	100,000,000	-	100.00%
6.	Acquisition of Assets	4,484,064,810	1,986,955,348	6,471,020,158	1,473,697,419	4,997,322,739	22.77%
	Grand Total	5,983,070,000	1,832,355,348	7,815,425,348	1,593,945,009	6,221,480,339	20.39%
	Surplus/Deficit				204,568,878		

EXECUTIVE OFFICE OF THE PRESIDENT VOTE 1011
Reports and Financial Statements For the year ended June 30, 2023

Notes:

1. Exchequer releases

The exchequer issue amounted to 73% of the total budget resulting to underfunding by 27%

2. Use of goods and services

- The loading of the supplementary budget was done towards the closure of financial year thus affecting procurement of goods and services.
- The underutilization of goods and services was as a result of procurement logistics due to time constraint.

3. Acquisition of Assets

- The loading of the supplementary budget was done towards the closure of financial year thus affecting procuring of goods and services.
- The underutilization of goods and services was as a result of procurement logistics due to time constraint.
- Nairobi Metropolitan Services (NMS) was budgeted for but the procurement of goods and services did not take place due to the lapse of the deed of transfer.

The accounting policies and explanatory notes to these financial statements form an integral part of the financial statements and have been provided in this report. The entity financial statements were approved on 30th September, 2023 and signed by:



Hon. Katoo Ole Metito, EGH, MGH
Comptroller of State House



CPA Joel K. Langatt, OGW
Senior Deputy Accountant General
ICPAK Member Number: 2889

EXECUTIVE OFFICE OF THE PRESIDENT VOTE 1011
Reports and Financial Statements For the year ended June 30, 2023

16. BUDGET EXECUTION BY PROGRAMMES AND SUB-PROGRAMMES

PROGRAMME	Approved Budget 2022/2023 KShs.	Indicators	Outcomes	Actual Expenditure 2021/2023 KShs.	Variance KShs.
PROGRAMME 1: STATE HOUSE AFFAIRS					
SP 1.1 Coordination of Statehouse Functions	11,143,081,316		89.17%	9,936,360,909	1,206,720,407
SP 1.2 Administration of benefits for the retired presidents	832,388,875		61.47%	511,659,479	320,729,396
Total Expenditure of Programme 1	11,975,470,191		87.25%	10,448,020,387	1,527,449,804
PROGRAMME 2: OFFICE OF THE DEPUTY PRESIDENT					
SP 2.1 General Administration and Support services	436,025,693		95.63%	416,981,479	19,044,214
SP 2.2 Coordination and Supervision	2,148,222,518		95.92%	2,060,507,755	87,714,763
Total Expenditure of Programme 2	2,584,248,211		95.87%	2,477,489,234	106,758,977
PROGRAMME 3: CABINET AFFAIRS					
SP 3.1 Management of Cabinet Affairs	2,351,957,524		89.03%	2,093,884,342	258,073,182
Total Expenditure of Programme 3	2,351,957,524		89.03%	2,093,884,342	258,073,182
PROGRAMME 4: GOVERNMENT ADVISORY SERVICES					-
SP 4.1 State Corporations Advisory Services	21,837,570		84.97%	18,555,800	3,281,770
SP 4.2 Power of Mercy Advisory Services	34,305,343		86.71%	29,747,471	4,557,872
Kenya-South Sudan Advisory Services	34,000,000		0.00%	-	34,000,000
SP 4.3 Counter Terrorism Advisory Services	336,250,000		92.57%	311,250,000	25,000,000
SP 4.4 Inspectorate of state Corporation	116,240,367		81.53%	94,770,459	21,469,908
Total Expenditure of Programme 4	542,633,280		83.73%	454,323,729	88,309,551
PROGRAMME 5: NAIROBI METROPOLITAN SERVICES					-
SP 5.1 Nairobi Metropolitan Services	2,631,194,198		28.89%	760,170,110	1,871,024,088
SP 5.2 Metropolitan Health Services	5,813,085,015		46.60%	2,708,860,468	3,104,224,547

EXECUTIVE OFFICE OF THE PRESIDENT VOTE 1011
Reports and Financial Statements For the year ended June 30, 2023

SP 5.3 Metropolitan Transport, Roads and public works	3,741,419,183		11.46%	428,606,931	3,312,812,252
SP 5.4 Metropolitan Lands, Housing, Planning and Development	1,208,878,706		5.42%	65,574,683	1,143,304,023
SP 5.5 Metropolitan Environment, Water, Waste and Ancillary Services	3,332,648,944		68.37%	2,278,425,626	1,054,223,318
SP 5.6 Metropolitan Energy, Reticulation and Public Lighting	862,508,206		1.94%	16,715,515	845,792,691
Total Expenditure of Programme 5	17,589,734,252		35.58%	6,258,353,333	11,331,380,919
Total Expenditure of Vote 1011	35,044,043,458		62.01%	21,732,071,025	13,311,972,433

This statement is a disclosure statement indicating the utilization in the same format at Executive Office of the President budgets which are programme based.

EXECUTIVE OFFICE OF THE PRESIDENT VOTE 1011
Reports and Financial Statements For the year ended June 30, 2023

17. SIGNIFICANT ACCOUNTING POLICIES

The principal accounting policies adopted in the preparation of these financial statements are set out below:

1. Statement of Compliance and Basis of Preparation

The financial statements have been prepared in accordance with Cash-basis International Public Sector Accounting Standards (IPSAS) as prescribed by the Public Sector Accounting Standards Board (PSASB) and set out in the accounting policy note below. This cash basis of accounting has been supplemented with accounting for; a) receivables that include imprests and salary advances and b) payables that include deposits and retentions.

The financial statements comply with and conform to the form of presentation prescribed by the PSASB. The accounting policies adopted have been consistently applied to all the years presented.

2. Reporting Entity

The financial statements are for the Executive office of The President. The financial statements encompass the reporting entity as specified under Section 81 of the PFM Act 2012.

3. Reporting Currency

The financial statements are presented in Kenya Shillings (Kshs), which is the functional and reporting currency of the Government and all values are rounded to the nearest Kenya Shilling.

4. Significant Accounting Policies

The accounting policies set out in this section have been consistently applied by Executive office of The President for all the years presented.

a) Recognition of Receipts

The Executive office of The President recognizes all receipts from the various sources when the event occurs, and the related cash has been received by EOP.

EXECUTIVE OFFICE OF THE PRESIDENT VOTE 1011
Reports and Financial Statements For the year ended June 30, 2023

Significant Accounting Policies (Continued)

i) Transfers from the Exchequer

Transfers from the exchequer are recognized in the books of accounts when cash is received. Cash is considered as received when payment instruction is issued to the bank and notified to EOP.

ii) External Assistance

External assistance is received through grants and loans from multilateral and bilateral development partners. Grants and loans shall be recognized in the books of accounts when cash is received. Cash is considered as received when a payment advice is received by the recipient entity or by the beneficiary. In case of grant/loan in kind, such grants are recorded upon receipt of the grant item and upon determination of the value. The date of the transaction is the value date indicated on the payment advice. A similar recognition criterion is applied for loans received in the form of a direct payment.

During the year ended 30th June 2023, there were no instances of non-compliance with terms and conditions which have resulted in cancellation of external assistance loans.

iii) Other Receipts

These include Appropriation-in-Aid and relates to receipts such as proceeds from disposal of assets and sale of tender documents. These are recognised in the financial statements the time associated cash is received.

b) Recognition of Payments

The Executive Office of the President recognises all payments when the event occurs, and the related cash has been paid out by the entity.

EXECUTIVE OFFICE OF THE PRESIDENT VOTE 1011
Reports and Financial Statements For the year ended June 30, 2023

Significant Accounting Policies (Continued)

i) Compensation of Employees

Salaries and wages, allowances, statutory contribution for employees are recognized in the period when the compensation is paid.

ii) Use of Goods and Services

Goods and services are recognized as payments in the period when the goods/services are paid for. Such expenses, if not paid during the period where goods/services are consumed, shall be disclosed as pending bills.

iii) Interest on Borrowing

Borrowing costs that include interest are recognized as payment in the period in which they are paid for.

iv) Principal on Borrowing

The repayment of principal amount of borrowing is recognized as payment in the period in which the repayment is made.

v) In-kind Contributions

In-kind contributions are donations that are made to the Entity in the form of actual goods and/or services rather than in money or cash terms. These donations may include vehicles, equipment or personnel services. Where the financial value received for in-kind contributions can be reliably determined, EOP includes such value in the statement of receipts and payments both as receipts and as payments in equal and opposite amounts; otherwise, the contribution is not recorded.



EXECUTIVE OFFICE OF THE PRESIDENT VOTE 1011
Reports and Financial Statements For the year ended June 30, 2023

Significant Accounting Policies (Continued)

vi) Third Party Payments

Included in the receipts and payments, are payments made on its behalf to third parties in form of loans and grants. These payments do not constitute cash receipts and payments and are disclosed in the payment to third parties in the statement of receipts and payments as proceeds from foreign borrowings.

c) Cash and Cash Equivalents

Cash and cash equivalents comprise cash on hand and cash at bank, short-term deposits on call and highly liquid investments with an original maturity of three months or less, which are readily convertible to known amounts of cash and are subject to insignificant risk of changes in value. Bank account balances include amounts held at the Central Bank of Kenya and at various commercial banks at the end of the financial year.

A bank account register is maintained and a summary provided for purposes of consolidation. This summary is disclosed in the financial statements.

Restriction on Cash

Restricted cash represents amounts that are limited/restricted from being used to settle a liability for at least twelve months after the reporting period. This cash is limited for direct use as required by stipulation.

Amounts maintained in deposit bank accounts are restricted for use in refunding third party deposits. As at 30th June 2023, this amounted to Kshs **213,607,820** compared to Kshs **234,710,213** in prior period as indicated on note 14. There were no other restrictions on cash during the year.

EXECUTIVE OFFICE OF THE PRESIDENT VOTE 1011
Reports and Financial Statements For the year ended June 30, 2023

Significant Accounting Policies (Continued)

d) Imprests and Advances

For the purposes of these financial statements, imprests and advances to authorised public officers and/or institutions which were not surrendered or accounted for at the end of the financial year are treated as receivables. This is in recognition of the government practice where the imprest payments are recognized as payments when fully accounted for by the imprest or Authority to Incur Expenditure (AIE) holders. This is an enhancement to the cash accounting policy. Other accounts receivables are disclosed in the financial statements.

e) Third Party Deposits and Retention

For the purposes of these financial statements, deposits and retentions held on behalf of third parties have been recognized on an accrual basis (as accounts payables). This is in recognition of the government practice of retaining a portion of contracted services and works pending fulfilment of obligations by the contractor and to hold deposits on behalf of third parties. This is an enhancement to the cash accounting policy adopted for National Government Ministries and Agencies.

Other liabilities including pending bills are disclosed in the financial statements.

f) Pending Bills

Pending bills consist of unpaid liabilities at the end of the financial year arising from contracted goods or services during the year or in past years. As pending bills do not involve the payment of cash in the reporting period, they recorded as 'memorandum' or 'off-balance' items. When the pending bills are finally settled, such payments are included in the Statement of Receipts and Payments in the year in which the payments are made.

EXECUTIVE OFFICE OF THE PRESIDENT VOTE 1011
Reports and Financial Statements For the year ended June 30, 2023

Significant Accounting Policies (Continued)

g) Budget

The budget is developed on a comparable accounting basis (cash basis except for imprest and deposits and retentions, which are accounted for on an accrual basis), the same accounts classification basis, and for the same period as the financial statements. The original budget was approved by Parliament in June 2022 for the period 1st July 2022 to 30th June 2023 as required by Law and there were two (2) supplementary adjustments to the original budget during the year.

A comparison of the actual performance against the comparable budget for the financial year under review has been included in the financial statements. Government Development Projects are budgeted for under the MDAs but receive budgeted funds as transfers and account for them separately. These transfers are recognised as inter-entity transfers.

g) Comparative Figures

Where necessary, comparative figures for the previous financial year have been amended or reconfigured to conform to the required changes in presentation.

h) Subsequent Events

There have been no events after the financial year end with a significant impact on the financial statements for the year ended 30th June 2023.

i) Prior Period Adjustment

During the year, errors that have been corrected are disclosed under note 16 explaining the nature and amounts.

EXECUTIVE OFFICE OF THE PRESIDENT VOTE 1011
Reports and Financial Statements For the year ended June 30, 2023

Significant Accounting Policies (Continued)

j) Related Party Transactions

Related party means parties are related if one party has the ability to:

- a) Control the other party or
- b) Exercise significant influence over the other party in making financial and operational decisions, or if the related party entity and another entity are subject to common control.

Related party transaction is a transfer of resources or obligations between related parties regardless of whether a price is charged.

k) Contingent Liabilities

A contingent liability is:

- a) A possible obligation that arises from past events and whose existence will be confirmed only by the occurrence or non-occurrence of one or more uncertain future events not wholly within the control of the entity; or
- b) A present obligation that arises from past events but is not recognised because:
 - i) It is not probable that an outflow of resources embodying economic benefits or service potential will be required to settle the obligation; or
 - ii) The amount of the obligation cannot be measured with sufficient reliability.

Some of contingent liabilities may arise from: litigation in progress, guarantees, indemnities.

Letters of comfort/ support, insurance, Public Private Partnerships, EOP does not recognize a contingent liability but discloses details of any contingencies in the notes to the financial statements unless the possibility of an outflow of resources embodying economic benefits or service potential is remote.

9

EXECUTIVE OFFICE OF THE PRESIDENT VOTE 1011
Reports and Financial Statements For the year ended June 30, 2023

NOTES TO THE FINANCIAL STATEMENTS

1 EXCHEQUER RELEASES

DESCRIPTION	Reference of the transfer	2022/2023	2021/2022
		Kshs	Kshs
Total Exchequer Releases for quarter 1		3,647,701,161	4,008,490,805
Total Exchequer Releases for quarter 2		3,883,633,659	3,685,058,782
Total Exchequer Releases for quarter 3		3,921,303,760	4,695,376,160
Total Exchequer Releases for quarter 4		6,708,435,158	6,125,302,041
TOTAL		18,161,073,737	18,514,227,788

During the Financial year, The Executive Office of the President received Exchequer of Kshs. 18,161,073,737 against a budget of Kshs. 35,044,043,458.

2 TRANSFERS FROM OTHER GOVERNMENT ENTITIES

DESCRIPTION	2022/2023	2021/2022
	Kshs	Kshs
Transfers from Nairobi City County Government	3,725,816,439	11,847,311,055
TOTAL	3,725,816,439	11,847,311,055

The transfer of Kshs. 3,725,816,439 was received from Nairobi City County Government to NMS to finance the transferred functions.

2a) TRANSFERS FROM OTHER GOVERNMENT ENTITIES

DESCRIPTION	Recurrent	Development	2022/2023	2021/2022
	Kshs	Kshs	Kshs	Kshs
Transfers from Counties				
Received from Nairobi City County Government to NMS	3,725,816,439	-	3,725,816,439	11,847,311,055
Total	3,725,816,439	-	3,725,816,439	11,847,311,055

NMS has Recurrent and Development holding accounts where they receive funds from the Nairobi City County Government Revenue Fund (CRF), after which they transfer to The Executive Office of the President Recurrent and Development Central Bank of Kenya accounts whereby payments are made.

EXECUTIVE OFFICE OF THE PRESIDENT VOTE 1011
Reports and Financial Statements For the year ended June 30, 2023

3 PROCEEDS FROM SALE OF ASSETS

DESCRIPTION	2022/2023	2021/2022
	Kshs	Kshs
Receipts from the Sale of Vehicles and Transport Equipment	9,478,000	26,610,775
TOTAL	9,478,000	26,610,775

During the Financial Year The Executive Office of the President boarded and sold items worth Kshs. 14,380,000.

4 REIMBURSEMENTS AND REFUNDS

DESCRIPTION	2022/2023	2021/2022
	Kshs	Kshs
Reimbursement within Central Government	30,277,500	16,830,000
TOTAL	30,277,500	16,830,000

During the Financial Year an amount of Ksh. 30,277,500 was received from the Consolidated Fund managed by The National Treasury and Planning.

5 OTHER RECEIPTS

DESCRIPTION	2022/2023	2021/2022
	Kshs	Kshs
Receipts from Administrative Fees and Charges collected as AIA	11,978,000	14,236,000
Receipts from sale of Incidental goods	4,999,000	65,000
Other Miscellaneous revenues	218,000	10,015,298
Total	17,195,000	24,316,298

During the Financial Year The Executive Office of the President received other revenues from fees and surcharges on Government Motor Vehicle Check Unit and sale of incidental goods.

6 COMPENSATION TO EMPLOYEES

DESCRIPTION	2022/2023	2021/2022
	Kshs	Kshs
Basic salaries of permanent employees	2,328,872,324	5,946,471,504
Basic wages of temporary employees	223,261,614	334,274,705
Personal allowances paid as part of salary	2,557,959,143	5,868,840,587
Personal Allowances provided in Kind	14,345,276	17,273,585



EXECUTIVE OFFICE OF THE PRESIDENT VOTE 1011
Reports and Financial Statements For the year ended June 30, 2023

Employer Contributions to Compulsory National Social Security Schemes	160,822,213	569,530,265
TOTAL	5,285,260,570	12,736,390,646

There is decrease of compensation of employees from Kshs. 12,736,390,646 in FY 2021/22 to Kshs. 5,337,315,287 FY 2022/23 due to dissolution of NMS.

7 USE OF GOODS AND SERVICES

DESCRIPTION	2022/2023	2021/2022
	Kshs	Kshs
Utilities, Supplies and Services	110,524,397	368,336,583
Communication, Supplies and Services	160,017,329	142,734,717
Domestic Travel and Subsistence, and Other Transportation Costs	1,009,682,001	953,780,411
Foreign Travel and Subsistence, and other transportation costs	366,267,316	99,874,813
Printing, Advertising and Information Supplies and Services	30,942,187	45,771,561
Rentals of Produced Assets	196,134,331	190,717,785
Training Expenses	18,213,968	75,656,718
Hospitality Supplies and Services	2,343,144,709	1,424,923,254
Insurance Costs	126,352,438	117,008,122
Specialized Materials and Supp	562,080,238	391,136,397
Office and General Supplies and Services	129,007,013	113,176,632
Fuel Oil and Lubricants	381,491,836	344,872,671
Other Operating Expenses	7,436,566,506	7,344,539,689
Routine Maintenance – Vehicles	272,784,401	183,288,115
Routine Maintenance - Other Assets	221,838,797	1,646,402,345
TOTAL	13,365,047,466	13,442,219,811

8 GRANTS AND TRANSFERS TO OTHER GOVERNMENT ENTITIES

DESCRIPTION	Recurrent	Development	2022/2023	2021/2022
	Kshs	Kshs	Kshs	Kshs
Transfers to SAGAs and SCs				
National Fund for the Disabled	-	100,000,000	100,000,000	200,000,000
TOTAL	-	100,000,000	100,000,000	200,000,000

The transfers were made to a self-reporting entity and a confirmation letter for the same has been attached (Annex 2).

EXECUTIVE OFFICE OF THE PRESIDENT VOTE 1011
Reports and Financial Statements For the year ended June 30, 2023

9 OTHER GRANTS AND TRANSFERS

DESCRIPTION	2022/2023	2021/2022
	Kshs	Kshs
Emergency Relief and Refugee Assistance	-	23,729,800
Total	-	23,729,800

10 SOCIAL SECURITY BENEFITS

DESCRIPTION	2022/2023	2021/2022
	Kshs	Kshs
Government pension and retirement benefits	361,875,143	155,660,963
TOTAL	361,875,143	155,660,963

This relate to payment of service gratuities paid to employees on contracts upon expiry of their contracts. The increase was due to the transition period where several officers whose contracts had expired left.

11 ACQUISITION OF ASSETS

DESCRIPTION	2022/2023	2021/2022
	Kshs	Kshs
Non-Financial Assets		
Construction of Building	600,000,000	16,010,189
Refurbishment of Buildings	324,896,829	165,873,680
Construction of Roads		39,999,990
Construction and Civil Works	476,663,430	2,390,861,244
Purchase of Vehicles and Other Transport Equipment	579,828,209	346,392,083
Overhaul of Vehicles and Other Transport Equipment	6,976,213	15,065,988
Purchase of Household Furniture and Institutional Equipment	21,888,330	12,410,596
Purchase of Office Furniture and General Equipment	140,875,145	22,260,723
Purchase of Specialized Plant, Equipment and Machinery	284,628,629	140,293,106
Rehabilitation and Renovation of Plant, Machinery and Equipment	603,760	1,456,219
Purchase of Certified Seeds, Breeding Stock and Live Animals	2,499,950	16,191,600
Research, Feasibility Studies, Project Preparation and Design, Project Supervision	2,293,350	3,214,600
Rehabilitation of Civil Works	178,734,000	704,499,076
Sub Total	2,619,887,845	3,874,529,094

EXECUTIVE OFFICE OF THE PRESIDENT VOTE 1011
Reports and Financial Statements For the year ended June 30, 2023

The Acquisition of assets are shown in annex 1.

12A: Bank Accounts

Name of Bank, Account No. & currency	Indicate whether Recurrent, Development, deposit, etc.	Exchange rate (if in foreign currency)	2022/2023	2021/2022
			Kshs	Kshs
<i>Central Bank of Kenya, 1000181354 Recurrent, KShs - Executive office of the President</i>	Recurrent	1	323,716	723,554
<i>Central Bank of Kenya, 1000181583 Development, KShs - Executive Office of the President</i>	Development	1	1,091,296	10,767
<i>Central Bank of Kenya, 1000181947 Deposit, KShs - Executive Office of the President</i>	Deposit	1	213,607,820	234,710,213
<i>Central Bank of Kenya, 1000353031 GENU, KShs - Executive Office of the President</i>			-	661,506
<i>National Bank of Kenya 01001060943000</i>	Holding		-	250,111
Total			215,022,832	236,356,151

NB:

The State House has a National Bank special Deposit Account number 01071246461500 Harambee Avenue branch which at the end of Financial Year 2022/2023 had a Nil balance.

The Nairobi Metropolitan Services (NMS) has an Imprest Account at Kenya Commercial Bank Account number 12730300079 KICC Branch, which at the end of Financial Year 2022/2023 had a Nil balance.

12 B: CASH IN HAND

DESCRIPTION	2022/2023	2021/2022
	Kshs	Kshs
Cash in Hand – Recurrent State House	400,605	48,981
Cash in Hand – Recurrent ODP		179,660
Cash in Hand – Recurrent NMS	-	-
TOTAL	400,605	228,641

The bank certificate and board of survey have been attached in this Report and Financial statement as annex 4.

EXECUTIVE OFFICE OF THE PRESIDENT VOTE 1011
Reports and Financial Statements For the year ended June 30, 2023

13: IMPREST AND ADVANCES

DESCRIPTION	2022/2023		2021/2022	
		Kshs		Kshs
Salary advances		420,186		1,247,326
Clearance accounts		211,000,000		-
TOTAL		211,420,186		1,247,326

The schedules of advances as at 30th June 2023 have been attached as Annex 5. Clearance account includes un utilized AIE by Judiciary for small courts.

14. THIRD PARTY DEPOSITS AND RETENTION

Description	2022/2023		2021/2022	
		Kshs		Kshs
Retention		213,607,820		234,710,213
Deposits		-		-
Total		213,607,820		234,710,213
Ageing analysis:	Current FY	% of the Total	Prior FY	% of the Total
Under one year	15,658,770	7.3%	211,243,464	90.0%
1-2 years	178,998,903	83.8%	20,742,623	8.8%
2-3 years	16,605,325	7.8%	2,100,348	0.9%
Over 3 years	2,344,822	1.1%	623,779	0.3%
Total	213,607,820	100%	234,710,213	100%

A schedule of the account payables has been attached as Annex 6 to account for amount reflected in Note 12A.

15. FUND BALANCE BROUGHT FORWARD

DESCRIPTION	2022/2023		2021/2022	
		Kshs		Kshs
Bank accounts		236,356,151		110,906,871
Cash in hand		228,641		13,855,347
Receivables - Salary Advances		1,247,326		2,449,477
Payables - Deposits		(234,710,213)		(104,090,532)
TOTAL		3,121,905		23,121,163

EXECUTIVE OFFICE OF THE PRESIDENT VOTE 1011
Reports and Financial Statements For the year ended June 30, 2023

These are closing balances relating to last financial year 2021/2022.

16. PRIOR YEAR ADJUSTMENTS

DESCRIPTION	Balance b/f FY 2021/2022 as per Financial statements	Adjustments	Adjusted Balance b/f FY 2021/2022
Description of the error	Kshs	Kshs	Kshs
Bank account Balances	236,356,151	(1,655,753)	234,700,398
Cash in hand	228,641		228,641
Receivables	1,247,326	-	1,247,326
Accounts Payables	(234,710,213)	-	(234,710,213)
TOTAL	3,121,905	(1,655,753)	1,466,152

These are bank balances that were held at the closure of the last financial year.

17. (Increase)/ Decrease in Receivable

DESCRIPTION	2022/2023	2021/2022
	KShs	KShs
Receivables as at 1 st July (a)	1,247,326	2,449,478
Receivables as at 30 th June (b)	211,420,186	1,247,326
Increase)/ Decrease in Receivables (c)=(b-a)	(210,172,860)	1,202,152

18. Increase/ (Decrease) in Accounts Payable

DESCRIPTION	2022/2023	2021/2022
	Kshs	Kshs
Deposit and Retentions as at 1 st July 2019 (A)	130,619,681	75,094,297
Deposit and Retentions held during the year(B)	82,988,139	219,462,712
Deposit and Retentions paid during the Year (C)	(192,505,427)	(163,937,328)
Net changes in account receivables D= A+B-C	21,102,393	130,619,681

EXECUTIVE OFFICE OF THE PRESIDENT VOTE 1011
Reports and Financial Statements For the year ended June 30, 2023

19.1 Related party transactions:

Description	2022/2023	2021/2022
	Kshs	Kshs
Key Management Compensation	255,762,233	141,917,366
Transfers to Related Parties		
Transfers to SCs and SAGAs	100,000,000	200,000,000
Total Transfers to Related Parties	355,762,333	341,917,366
Purchase of Goods and Services		
Purchase of Electricity from KPLC	71,215,613	291,287,960
Purchase of Water from Govt Service Providers	41,451,042.3	20,306,924
Rent paid to Govt. Agencies	103,386,825	90,572,780
Conference Facilities hired from Govt. Agencies	5,924,050	20,422,449
Total Goods and Services paid to Govt. Agencies	221,977,530	422,590,113
Transfers from Related Parties		
Transfers from the Exchequer	18,161,073,737	18,514,227,788
Transfers from County (CRF)	3,725,816,439	11,847,311,055
Total Transfers from Related Parties	21,886,890,176	30,361,538,843

Other important disclosures (continued)

20. OTHER IMPORTANT DISCLOSURES

20.1: PENDING ACCOUNTS PAYABLE (See Annex 7)

DESCRIPTION	Balance b/f 2021/2022	Additions for the period	Paid during the year	Balance c/f 2022/2023
	Kshs	Kshs	Kshs	Kshs
Construction of civil works	3,086,027,924.00	32,869,845.00	116,227,759.63	3,002,670,009.37
Supply of Goods	6,261,847,289.00	276,160,692.05	1,205,927,278.51	5,332,080,702.54
Supply of Services	6,602,258,332.00	174,349,595.35	2,763,876,828.28	4,012,731,099.07
Total	15,950,133,545.00	483,380,132.40	4,086,031,866.42	12,347,481,810.98

Pending bills arose due to delay of funding from The National Treasury and CRF.

EXECUTIVE OFFICE OF THE PRESIDENT VOTE 1011
Reports and Financial Statements For the year ended June 30, 2023

20.2 External Assistance

DESCRIPTION	2022-2023	2021-2022
	Kshs	Kshs
External assistance received in cash	-	9,335,000
External assistance received as loans and grants	-	-
External assistance received in kind- as payment by third parties	-	-
Total	-	9,335,000

The external assistance relates to Generation Unlimited (GenU) project funded by UNICEF

a) External Assistance Relating to Loans and Grants

DESCRIPTION	2022-2023	2021-2022
	Kshs	Kshs
External assistance received as loans	-	-
External assistance received as grants	-	9,335,000
External assistance received as grants	-	-
Total	-	9,335,000

The external assistance relates to Generation Unlimited (GenU) project funded by UNICEF

b) Undrawn External Assistance

DESCRIPTION	Purpose for which the undrawn external assistance may be used	2022-2023	2021-2022
		Kshs	Kshs
Undrawn external assistance - loans		-	-
Undrawn external assistance - grants	-		4,265,000
Undrawn external assistance - grants		-	-
Total	-		4,265,000

The Undrawn External Assistance balance relate to Generation Unlimited (GenU) project not funded by UNICEF

EXECUTIVE OFFICE OF THE PRESIDENT VOTE 1011
Reports and Financial Statements For the year ended June 30, 2023

c) Classes of Providers of External Assistance

DESCRIPTION	2022-2023	2021-2022
	Kshs	Kshs
Multilateral donors		-
Multilateral donors Technical		-
International assistance organization	-	18,000,000
Total	-	18,000,000

N/B: The international Partner involved is Unicef which supports Generation Unlimited project for support to the presidential policy & Strategic unit




EXECUTIVE OFFICE OF THE PRESIDENT VOTE 1011
Reports and Financial Statements For the year ended June 30, 2023

21. PROGRESS ON FOLLOW UP OF PRIOR YEARS AUDITOR'S RECOMMENDATIONS

The following is the summary of the issue raised by the external auditor and the issue was resolved.

Reference No. on the external audit Report	Issue / Observations from Auditor	Management comments	Focal Point person to resolve the issue (Name and designation)	Status: (Resolved / Not Resolved)	Timeframe: (Put a date when you expect the issue to be resolved)
167	Pending Bills	Sourcing for funds from The National Treasury.	HAU	Not Resolved	To Attend Parliament on 3 rd October 2023.
168.1	There was no contract extension for Construction and Equipping of Health Facilities.	The contract extension has been provided.	HAU	Not Resolved	To Attend Parliament on 3 rd October 2023.
168.2	Irregular Procurement of Street Lights.	Explanation has been provided.	HAU	Not Resolved	To Attend Parliament on 3 rd October 2023.
168.3	Incomplete Construction of Kamitha Road.	No payment was made to the contractor by the time of this report.	HAU	Not Resolved	To Attend Parliament on 3 rd October 2023.
168.4	There was no contract extension for Water Sewer Extensions and Street Lighting.	The extension of contract has already been provided.	HAU	Not Resolved	To Attend Parliament on 3 rd October 2023.
168.5	Incomplete Rehabilitation of Jevanje Park.	It was due to lack of fund and the project has been reverted to NCCG.	HAU	Not Resolved	To Attend Parliament on 3 rd October 2023.



Hon. Katoo Ole Metito, EGH, MGH
 Comptroller of State House



CPA Joel K. Langatt, OGW
 Senior Deputy Accountant General
 ICPAK Member Number: 2889

EXECUTIVE OFFICE OF THE PRESIDENT VOTE 1011
Reports and Financial Statements For the year ended June 30, 2023

ANNEX 1 – SUMMARY OF FIXED ASSET REGISTER

Asset Class	Historical Cost B/F (Kshs) 2021-2022	Additions During the Year (Kshs)	Disposals During the Year (Kshs)	Transfers In/(Out) During The Year	Historical Cost C/F (Kshs) 2022-2023
Land	-	-	-	-	-
Buildings and structures	3,311,516,187	1,580,294,260	-	-	1,580,294,260
Transport equipment	342,008,452	586,804,422	9,478,000	-	577,326,422
Office equipment, furniture and fittings	36,043,999	162,763,474	-	-	162,763,474
Machinery and Equipment	158,349,681	290,025,689	-	-	290,025,689
Intangible assets	-	-	-	-	-
Total	3,847,918,319	2,619,887,845	9,478,000	-	2,610,409,845

NB: The balance as at the end of the year is the cumulative cost of all assets bought and inherited by the Executive Office of the President. Additions during the year tie to note 11 on acquisition of assets during the year.

EXECUTIVE OFFICE OF THE PRESIDENT VOTE 1011
Reports and Financial Statements For the year ended June 30, 2023

ANNEX 2 – LIST OF SAGAs AND PUBLIC FUNDS UNDER EXECUTIVE OFFICE OF PRESIDENT

Ref	SC, SAGA or Public Fund's Name	Principal Activity Of Entity	Accounting Officer	Amount Transferred During The Year	Inter- Entity Reconciliations Done? (Yes/No)
1	National fund for the disabled	Assisting the Disabled		100,000,000	Yes


EXECUTIVE OFFICE OF THE PRESIDENT VOTE 1011
Reports and Financial Statements For the year ended June 30, 2023

ANNEX 3- REPORTS GENERATED FROM IFMIS

The following financial Reports Generated from IFMIS should be generated and attached as appendices to these financial statements.

- i. GOK IFMIS Comparison Trial Balance
- ii. FO30 (Bank reconciliations) for all bank accounts
- iii. GOK IFMIS Receipts and Payments Statement
- iv. GOK IFMIS Statement of Financial Position
- v. GOK IFMIS Statement of Cash Flows
- vi. GOK IFMIS Notes to the Financial Statements
- vii. GOK IFMIS Statement of Budget Execution
- viii. GOK IFMIS Statement of Deposits
- ix. GOK IFMIS Budget Execution by Programme and Economic Classification
- x. GOK IFMIS Budget Execution by Heads and Programmes
- xi. GOK IFMIS Budget Execution by Programmes and Sub-programmes





EXECUTIVE OFFICE OF THE PRESIDENT
CHIEF OF STAFF AND HEAD OF THE PUBLIC SERVICE

Telegraphic Address
 Telephone: +254-20-2227436
 When replying please quote

STATE HOUSE
 P.O. Box 40530-00100
 Nairobi, Kenya

Ref. No.
 and date

NATIONAL FUND FOR THE DISABLED

EXECUTIVE OFFICE OF THE PRESIDENT
HEAD OF ACCOUNTS OFFICE

30 AUG 2023

RECEIVED

SIGNATURE:

28th August, 2023

Executive Office of The President (Cabinet Affairs Office) wishes to confirm the amounts disbursed to you as at 30 June 2023 as indicated in the table below. Please compare the amounts disbursed to you with the amounts you received and populate them in column E in the table below. Then please sign and stamp this request in the space provided and return it to us.

Confirmation of amounts received by National Fund for the Disabled as at 30 June 2023

Referen ce Number	Date Disbursed	Amounts Disbursed by Executive Office Of The President-Cabinet Affairs Office			Total (KShs) (D)=(A+B+C)	Amount Received byThe National Fund for The Disabled as at 30 June 2023 (KShs) (E)	Differenc es (KShs) (F)=(D- E)
		Recurrent (KShs) (A)	Developmen t (KShs) (B)	Inter - Minister ial (KShs) (C)			
FT22291 6WRT7	18/10/2022		25,000,000.		25,000,000.	25 Million	-
FT22291 4X441	18/10/2022		25,000,000.		25,000,000.	25 Million	-
FT23192 MZNL7	11/07/2023		50,000,000		50,000,000	50 million	-
Total			100,000,000		100,000,000	100 million	

I confirm that the amounts shown above are correct as of the date indicated.

Finance Manager

Name Anthony K. Muti

Signature Anthony

Date 28th August 2023

NATIONAL FUND FOR THE
 DISABLED OF KENYA
 P. O. Box 47857 - 00100, NAIROBI
 Cell: 0722 200 783 / 0735 759 857
 E-mail: info@nddk.or.ke

EXECUTIVE OFFICE OF THE PRESIDENT VOTE 1011
Reports and Financial Statements For the year ended June 30, 2023

ANNEX 3- REPORTS GENERATED FROM IFMIS

The following financial Reports Generated from IFMIS should be generated and attached as appendices to these financial statements.

- i. GOK IFMIS Comparison Trial Balance
- ii. FO30 (Bank reconciliations) for all bank accounts
- iii. GOK IFMIS Receipts and Payments Statement
- iv. GOK IFMIS Statement of Financial Position
- v. GOK IFMIS Statement of Cash Flows
- vi. GOK IFMIS Notes to the Financial Statements
- vii. GOK IFMIS Statement of Budget Execution
- viii. GOK IFMIS Statement of Deposits
- ix. GOK IFMIS Budget Execution by Programme and Economic Classification
- x. GOK IFMIS Budget Execution by Heads and Programmes
- xi. GOK IFMIS Budget Execution by Programmes and Sub-programmes

SCHEDULE OF SALARY ADVANCE FOR THE MONTH OF JUNE-2023	
DEPARTMENT	AMOUNT
STATE HOUSE	333,200.00
CABINET	86,986.40
TOTAL	420,186.40

Employer (vote): 10201 The Presidency - State House

Payroll No.	Officer's Name	ID / PP No.	Amount(Ksh)	Balance (Ksh)	Remarks
1.	1986082454 Mr Shadrack Muiwa Kitika	6363124	5,500.00	43,120.00	
2.	1987102574 Miss Lucy Wangui Njoroge	8473111	9,900.00	9,340.00	
3.	1995007356 Mr Vincent Oundo Odongo	9606101	1,000.00		
4.	1997036474 Mr Boniface Murimi Mwai	20228121	1,000.00	7,000.00	
5.	2013062203 Mr Brian Mwabili Mbela	21910772	33,600.00		
6.	2015032267 Ms Linzi Amalia Leshore	27701162	8,600.00	50,740.00	
7.	2018102675 Mr Brian Gicheru	32671274	8,400.00	83,200.00	
8.	2018102795 Mr Albert Kipkosgei Meli	33347224	3,000.00	9,000.00	
9.	2019019464 Ms Agnes Kirigo Njambi	33270209	4,900.00	33,200.00	
10.	20220331033 Mr. Daniel Kipngetch Langat	26549090	8,200.00	81,600.00	
11.	20220344751 Mrs. Kawira D Miriti	21004291	2,000.00	16,000.00	
11	Vote Totals: 10201 The Presidency - State House		86,100.00	333,200.00	

Cabinet - 86986.40

Employer (vote): 10203 The Presidency - Cabinet Office

Payroll No.	Officer's Name	ID / PP No.	Amount(Ksh)	Balance (Ksh)	Remarks
1. 1999008621	Mrs Violet Musimbi Lusala	11466572	5,760.00	40,320.00	
2. 20200116683	Mr. Rodgers Nyabuti Bwonda	31280339	6,666.70	46,666.40	
2 Vote Totals: 10203 The Presidency - Cabinet Office			12,426.70	86,986.40	

**ANALYSIS OF THE EXECUTIVE OFFICE OF THE PRESIDENT CONTRACTORS
RETENTION MONIES AS AT 30TH JUNE, 2023 - A/C 1000181947**

S/No	Contractor	Supplier No.	Amount(Kes)
1	Bullsons Enterprises	28115	2,368,107.80
2	Mulji Devray & Brothers Ltd	143781	188,000.00
3	Ultra Electric Ltd	4424	180,370.15
4	Imperial Investments (K) Ltd	935512	5,706,385.70
5	Shalfa Holdings Ltd	776684	2,297,011.75
6	Flooring Enteriors	116072	527,707.10
7	Bowl Plumbers Ltd	72916	1,324,568.90
8	Tropical Technologies	100801	1,706,849.10
9	Svensson & Iyansson	444350	255,409.00
10	Triza Investments	113575	90,901.05
11	Agrobriq Investment Ltd	1008339	6,970,612.00
12	Bewa Wholesalers	110129	559,023.40
13	Glama Electricals & Mechanical	128700	523,149.70
14	Axis Engineering	24286	463,666.20
15	Water Africa International	465318	79,744.80
16	Miliki Dev. Company	456376	1,556,902.15
17	Gurey Africa Ltd	833004	2,246,284.95
18	Zola Capital Ltd	789727	3,947,171.40
19	Linton Civil Engineering	843912	1,446,359.00
20	Bokoh Ltd	772524	691,028.85
21	State Dept. of Broadcast	822110	15,048,423.00
22	Diaden Ltd	776984	481,611.60
23	Scalem Ltd	834537	1,751,017.00
24	Raken Limited	408067	4,899,333.85
25	Mizpah Contractors	835713	7,486,873.05
26	Almonds Contractors	38340	894,073.30
27	Firmbridge Ltd	770118	4,765,813.50
28	Tayo Construction Co.	408965	4,429,304.95
29	RAIA Investment	817496	3,405,854.20
30	Kimson Contractors	936365	183,119.60
31	Metropolitan Engineering	102114	795,774.40
32	Fair Banks Ltd	454711	590,340.35
33	Humeiras Construction Co.	930577	2,633,610.05
34	Silver Silcon Contractors	806634	922,715.95
35	Quatorze Limited	780541	2,350,128.50
36	Mwademi Investors Ltd	958740	1,191,786.10

S/No	Contractor	Supplier No.	Amount(Kes)
37	Pidngich Technologies Ltd	387660	192,922.45
38	Pinnie Agency Limited	145580	6,795,866.95
39	Vee Vee Enterprises Ltd	913880	7,813,555.40
40	Capricon Structures Ltd	389130	774,494.70
41	Noordin Enterprises	827013	2,943,335.10
42	Aridlands Construction Co. Ltd	813722	1,674,981.75
43	China Roads and Bridge Co. Ltd	367363	107,913,904.70
44	Gaussian Solutions Ltd	779104	539,726.30
TOTAL			213,607,819.75



JOEL K. LANG'ATT, OGW
HEAD OF ACCOUNTING UNIT

EXECUTIVE OFFICE OF THE PRESIDENT VOTE 1011
Reports and Financial Statements For the year ended June 30, 2023

ANNEX 7- PENDING ACCOUNTS PAYABLE

SUPPLIER OF GOODS AND SERVICES	ORIGINAL AMOUNT	AMOUNT PAID TO DATE	OUSTANDING BALANCE 2022
	a	c	d=a-c
SUPPLY OF GOODS			
Ahadi General Hardware Membley	1,582,400.00		1,582,400.00
Alegrovalle Limited	2,355,794.00		2,355,794.00
Atomika Supplies	1,085,000.00		1,085,000.00
Base Line Enterprises	1,033,600.00		1,033,600.00
Benitoh Ventures	1,432,500.00		1,432,500.00
Bevel Wheel Limited	2,989,800.00		2,989,800.00
Cacotech Limited	1,185,961.00		1,185,961.00
Caparo Limited	3,712,603.00		3,712,603.00
Cape Verde Holdings Limited	1,650,000.00		1,650,000.00
Centex Consultancy Limited	1,140,000.00		1,140,000.00
Cerdour Enterprises	2,981,000.00		2,981,000.00
Chantlin General Supplies	864,640.00		864,640.00
Clover Arc Investments Limited	1,731,346.00		1,731,346.00
Clover Arc Investments Limited	3,077,500.00		3,077,500.00
Clover Arc Investments Limited	4,097,000.00		4,097,000.00
Clover Arc Investments Limited	2,754,900.00		2,754,900.00
Clover Arc Investments Limited	1,296,564.00		1,296,564.00
COYG Enterprise	422,000.00		422,000.00
Debolana Contractors Agencies	2,362,500.00		2,362,500.00
Defence Forces Canteen Organization	5,844,116.00		5,844,116.00
Denan General Supplies	2,371,250.00		2,371,250.00
Denan General Supplies	1,028,800.00		1,028,800.00
Deroso Logistics Limited	1,607,920.00		1,607,920.00
Ellicott Logistics	1,133,385.00		1,133,385.00
Emiglen Enterprises	800,000.00		800,000.00
Emikron Investments	905,600.00		905,600.00
Esali General Supplies Limited	996,000.00		996,000.00
Escace Company Limited	256,600.00		256,600.00
Esilon Enterprises	1,359,000.00		1,359,000.00
Fairmax Agency	1,270,200.00		1,270,200.00
Fendeh Enterprises	1,468,000.00		1,468,000.00
First Quality Supplies Limited	2,242,000.00		2,242,000.00
Floreki Enterprises	2,884,777.00		2,884,777.00
Government Printer	2,447,948.00		2,447,948.00
Government Printer	1,658,800.00		1,658,800.00
Green Basket Fresh Vegetables	1,765,500.00		1,765,500.00

EXECUTIVE OFFICE OF THE PRESIDENT VOTE 1011
Reports and Financial Statements For the year ended June 30, 2023

Haze Connect Limited	2,777,040.00		2,777,040.00
Haze Connect Limited	1,273,000.00		1,273,000.00
Horizon International Trading	1,454,176.00		1,454,176.00
Horizon International Trading	2,730,796.25		2,730,796.25
Jaycode Enterprises	978,000.00		978,000.00
Jelin Enterprises	1,998,480.00		1,998,480.00
Jojen Butchery	2,575,200.00		2,575,200.00
Jojen Butchery	53,280.00		53,280.00
Jojen Butchery	1,830,720.00		1,830,720.00
Kamco Stainless Steel Works Limited	1,272,000.00		1,272,000.00
Kempatell Limited	1,090,000.00		1,090,000.00
Kenlan Holdings Co Ltd	1,782,700.00		1,782,700.00
Kipstar Enterprises Limited	2,487,598.00		2,487,598.00
Lead Energy Limited	221,792.00		221,792.00
Long-Range Holdings Limited	2,600,000.00		2,600,000.00
Maytag Dealers Limited	2,730,000.00		2,730,000.00
Miliki Development Company Limited	2,570,400.00		2,570,400.00
Molly Logistics	469,500.00		469,500.00
Monata Enterprise	1,058,385.00		1,058,385.00
Naivas Limited	1,570,841.00		1,570,841.00
Naniecy Enterprises	1,240,000.00		1,240,000.00
Naniecy Enterprises	-910,000.00		910,000.00
Nayram Supplies	2,143,550.00		2,143,550.00
Nemak Africa Limited	1,957,000.00		1,957,000.00
Newline Office Furnitures And Kitchen	2,944,434.20		2,944,434.20
Norift Construction Company Limited	1,155,500.00		1,155,500.00
Pakanje Enterprises	4,176,152.00		4,176,152.00
Paula Services Company Limited	1,739,620.00		1,739,620.00
Paula Services Company Limited	281,780.00		281,780.00
Penrod Ventures Limited	1,946,000.00		1,946,000.00
Prisons Industries Fund	160,000.00		160,000.00
Pristim Supplies Limited	2,883,594.00		2,883,594.00
Pruswald Enterprises	2,162,000.00		2,162,000.00
Qutech Holdings Ltd	924,000.00		924,000.00
Reken Enterprises Limited	1,190,950.00		1,190,950.00
Rempta Enterprises Limited	1,936,300.00		1,936,300.00
Risdo Supplies Limited	2,350,000.00		2,350,000.00
Risdo Supplies Limited	1,114,000.00		1,114,000.00
Rootken Enterprises	93,000.00		93,000.00
Rowen Inter Enterprises Limited	2,588,160.00		2,588,160.00
Ryker General Merchants Ltd	2,992,000.00		2,992,000.00
Sandrema Company Limited	1,158,159.00		1,158,159.00

EXECUTIVE OFFICE OF THE PRESIDENT VOTE 1011
Reports and Financial Statements For the year ended June 30, 2023

Seabeat Enterprises	2,192,000.00		2,192,000.00
Shullet Agencies Limited	193,800.00		193,800.00
Spx Flow Kenya Limited	2,701,160.00		2,701,160.00
Spx Flow Kenya Limited	2,017,936.00		2,017,936.00
Spx Flow Kenya Limited	1,220,320.00		1,220,320.00
Spx Flow Kenya Limited	1,756,472.00		1,756,472.00
Takel Solutions	2,960,000.00		2,960,000.00
Tiff East Africa Limited	1,882,622.55		1,882,622.55
Tiff East Africa Limited	1,595,522.00		1,595,522.00
Total Kenya Limited	17,500,000.00		17,500,000.00
Tripletech Merchants Limited	2,992,990.00		2,992,990.00
Unicomm Technologies Enterprises	1,510,000.00		1,510,000.00
Zimari Ventures	1,176,000.00		1,176,000.00
Zimari Ventures	1,635,000.00		1,635,000.00
Ace Pharmaceuticals	699,200.00		699,200.00
Adhisedwa Ltd	265,300.00		265,300.00
Adhisedwa Ltd	360,000.00		360,000.00
Advanced Medical Solution Ltd	237,850.00		237,850.00
Advanced Medical Solutions	111,510.00		111,510.00
Advanced Medical Solutions Limited	221,050.00		221,050.00
Advanced Medical Solutions Ltd	420,000.00		420,000.00
Advanced Medical Solutions Ltd	120,000.00		120,000.00
AFRO KENT Office EQUIPMENT	2,660,640.00		2,660,640.00
Afro Kent Office Equipment	1,829,190.00		1,829,190.00
Agnok Logistics Supplies	612,000.00		612,000.00
Ags Kenya Limited	422,600.00		422,600.00
Ags Kenya Ltd	390,000.00		390,000.00
Aidatek Enterprises	671,080.00		671,080.00
Aidatek Enterprises Limited	138,067.20		138,067.20
Aidatek Enterprises Ltd	1,045,000.00		1,045,000.00
Aidatek Enterprises Ltd	614,516.00		614,516.00
Airtel Networks Kenya Ltd	70,000.00		70,000.00
Airtel Networks Kenya Ltd	76,000.00		76,000.00
Akansha Enterprises	10,500,000.00		10,500,000.00
Akinsha Enterprises	14,880,000.00		14,880,000.00
Akinsha Enterprises	28,192,500.00		28,192,500.00
Akinsha Enterprises	14,128,000.00		14,128,000.00
Akinsha Enterprises	10,500,000.00		10,500,000.00
Akinsha Enterprises	3,228,000.00		3,228,000.00
Akinsha Enterprises	1,110,000.00		1,110,000.00
Albe Enterprises	595,000.00		595,000.00
Albe Enterprises	595,000.00		595,000.00

EXECUTIVE OFFICE OF THE PRESIDENT VOTE 1011
Reports and Financial Statements For the year ended June 30, 2023

Alcove General Supplies	184,750.00		184,750.00
Alder Enterprises Limited	8,281,427.00		8,281,427.00
Alfy Enterprises Ltd	244,585.00		244,585.00
Algarve Enterprises	474,000.00		474,000.00
Allied Medical Supplies	207,688.00		207,688.00
Allmed Medical Supplies	143,040.00		143,040.00
Allmed Medical Supplies	644,200.00		644,200.00
Allmed Medical Supplies Ltd	646,500.00		646,500.00
Allmed Medical Supplies Ltd	356,000.00		356,000.00
Allmed Medical Supplies Ltd	212,000.00		212,000.00
Allmed Medical Supplies Ltd	432,000.00		432,000.00
Allmed Medical Supplies Ltd	104,000.00		104,000.00
Alpha Queens Supplies Ltd	1,666,400.00		1,666,400.00
Alpha Queens Supplies Ltd	1,167,500.00		1,167,500.00
Alpha Queens Supplies Ltd	979,200.00		979,200.00
Alsafa Construction Company Limited	2,673,899.00		2,673,899.00
Alsafa Construction Company Limited	814,690.00		814,690.00
Amanya General Supplies	32,500.00		32,500.00
Amazing Taste Limited	243,000.00		243,000.00
Amesh Ventures	2,962,000.00		2,962,000.00
Aml Quest Services Limited	397,200.00		397,200.00
Amuts General Supplies	546,925.00		546,925.00
Anbar Agencies	191,460.00		191,460.00
Anbar Agencies	279,030.00		279,030.00
Angicha Agencies	1,270,321.00		1,270,321.00
Antrace Enterprises	83,630.00		83,630.00
Appex Green Investment	1,669,000.00		1,669,000.00
Aquchungo Enterprises	360,000.00		360,000.00
Aramu Limited	547,500.00		547,500.00
Aramu Limited	367,250.00		367,250.00
Aramu Limited	320,000.00		320,000.00
Bakemark Ltd	45,000.00		45,000.00
Bamak Urban Ventures	247,203.00		247,203.00
Bamboo Ventures	1,099,955.00		1,099,955.00
Bamboo Ventures	1,475,534.00		1,475,534.00
Bamed Enterprises	145,000.00		145,000.00
Barelnk Solutions	729,000.00		729,000.00
Baselink Group Limited	6,775,254.20		6,775,254.20
Becton Agencies	381,310.00		381,310.00
Beelcy Services	525,000.00		525,000.00
Bekenya Agencies	120,000.00		120,000.00
Bekenya Agencies	308,125.00		308,125.00

EXECUTIVE OFFICE OF THE PRESIDENT VOTE 1011
Reports and Financial Statements For the year ended June 30, 2023

Bekenya Agencies	160,000.00		160,000.00
Bekenya Agencies	160,000.00		160,000.00
Bekenya Agencies Limited	480,000.00		480,000.00
Beldon Agencies	530,000.00		530,000.00
Beldon Agencies	2,463,600.00		2,463,600.00
Belfra General Supplies	518,000.00		518,000.00
Belkings Butchery	594,000.00		594,000.00
Belkings Butchery And Supplies Co. Ltd	484,000.00		484,000.00
Bellagio Construction Ltd	324,900.00		324,900.00
Bephat Enterprises Limited	4,658,000.00		4,658,000.00
Bephat Enterprises Limited	11,645,000.00		11,645,000.00
Berlik Trading Company	389,900.00		389,900.00
Beypharm Limited	831,750.00		831,750.00
Beyun Construction & General Supplies	8,400,000.00		8,400,000.00
Bigtime Investors Ltd	131,250.00		131,250.00
Bimko Agencies	2,583,400.00		2,583,400.00
Bio Systems Labs Supplies Ltd	630,000.00		630,000.00
Biocare Diagnostics	55,730.00		55,730.00
Biocon Kenya Ltd	196,200.00		196,200.00
Biohazard Waste Solution	420,000.00		420,000.00
Bioquest (K) Limited	164,160.00		164,160.00
Bioquest (K) Limited	1,709,000.00		1,709,000.00
Bioquest (K) Limited	19,500.00		19,500.00
Bioquest (K) Limited	25,000.00		25,000.00
Bioquest (K) Limited	680,100.00		680,100.00
Bioquest (K) Limited	19,500.00		19,500.00
Bioquest (K) Limited	623,200.00		623,200.00
Bioquest (K) Limited	553,200.00		553,200.00
Bioquest (K) Limited	300,800.00		300,800.00
Bioquest (K) Limited	45,800.00		45,800.00
Bioquest (K) Limited	936,500.00		936,500.00
Birds Printer Office Stationery	2,929,000.00		2,929,000.00
Blefadin Enterprises	513,744.00		513,744.00
Blue Bells Care	380,000.00		380,000.00
Bluebell Ltd	274,500.00		274,500.00
Bofit Diagnostics	215,250.00		215,250.00
Bold Works Tools& Equipment Lts	596,300.00		596,300.00
Brainstone Invoiceestments	455,000.00		455,000.00
Brainstone Investments Company Ltd.	380,250.00		380,250.00
Briargate Ventures	709,000.00		709,000.00
Briargate Ventures	1,163,480.00		1,163,480.00

EXECUTIVE OFFICE OF THE PRESIDENT VOTE 1011
Reports and Financial Statements For the year ended June 30, 2023

Briargate Ventures	1,100,000.00		1,100,000.00
Bridgitta Enterprises	1,232,000.00		1,232,000.00
Brighton Pharmaceuticals	370,500.00		370,500.00
Brighton Pharmaceuticals	470,000.00		470,000.00
Brighton Pharmaceuticals	745,000.00		745,000.00
Brighton Pharmaceuticals	160,000.00		160,000.00
Brighton Pharmaceuticals	1,505,000.00		1,505,000.00
Brighton Pharmaceuticals	531,000.00		531,000.00
Brighton Pharmaceuticals Ltd	1,000,000.00		1,000,000.00
Brimad Agencies	531,500.00		531,500.00
Brimad Agencies	126,500.00		126,500.00
Brimad Agencies	230,000.00		230,000.00
Broad Vision	142,320.00		142,320.00
Broadhurst Africa	940,000.00		940,000.00
Broadvision Ltd	205,900.00		205,900.00
Brookhart Hecare	495,000.00		495,000.00
Brookhart Hecare Ltd	751,200.00		751,200.00
Brooklyn Supplies	151,650.00		151,650.00
Cable Connect Limited	1,454,070.00		1,454,070.00
Cactus Media Limited	202,500.00		202,500.00
Cactus Media Limited	36,000.00		36,000.00
Cactus Media Limited	330,000.00		330,000.00
Cactus Media Limited	308,000.00		308,000.00
Cactus Media Ltd	783,150.00		783,150.00
Caele Investments Company	103,980.00		103,980.00
Camlink Limited	5,230,000.00		5,230,000.00
Canl Ventures	311,500.00		311,500.00
Cardlink (K) Limited	500,000.00		500,000.00
Cardlink K Limited	975,500.00		975,500.00
Cardlink K Limited	700,000.00		700,000.00
Carry Ventures	227,500.00		227,500.00
Carry Ventures	130,200.00		130,200.00
Carvette Company	917,750.00		917,750.00
Caryvette Company	35,000.00		35,000.00
Cate And Mathews	228,670.00		228,670.00
Catmug Enterprises	2,815,000.00		2,815,000.00
Cawaki Supplies	156,300.00		156,300.00
Cdn Solutions	20,889,180.00		20,889,180.00
Centre Point Supplies Limited	1,376,600.00		1,376,600.00
Chanwan Enterprise	468,000.00		468,000.00
Chanwan Enterprises	1,228,000.00		1,228,000.00
Chapex Communications	168,000.00		168,000.00

EXECUTIVE OFFICE OF THE PRESIDENT VOTE 1011
Reports and Financial Statements For the year ended June 30, 2023

Charmie Enterprises	97,500.00		97,500.00
Chlorobrand Ventures	533,680.00		533,680.00
Chrisane Holdings Ltd	214,870.00		214,870.00
Cilas Enterprises Limited	350,000.00		350,000.00
Citrolam Contractors	696,000.00		696,000.00
City Plus Ltd	420,480.00		420,480.00
Clouds Marketing Ltd	298,540.00		298,540.00
Colmeds Total Supplies	615,000.00		615,000.00
Colmeds Total Supplies	112,000.00		112,000.00
Colmeds Total Supplies	633,000.00		633,000.00
Colour International Ltd	330,000.00		330,000.00
Colour International Ltd	743,180.00		743,180.00
Colour International Ltd	1,189,000.00		1,189,000.00
Colour International Ltd	942,500.00		942,500.00
Colour International Ltd	495,600.00		495,600.00
Colour Print Limited	3,552,583.00		3,552,583.00
Colour Print Ltd	3,746,360.00		3,746,360.00
Comprint Technologies	721,000.00		721,000.00
Compton Ltd	6,142,660.00		6,142,660.00
Contrust Enterprises	171,000.00		171,000.00
Cross Lead Holdings	757,500.00		757,500.00
Crown He Care	434,400.00		434,400.00
Crown Healthcare Solution	552,840.00		552,840.00
Crown Healthcare Solution	30,000.00		30,000.00
Crown Hecare	71,763.00		71,763.00
Crystal Supplies (EA) Ltd	518,000.00		518,000.00
Crystal Supplies EA Ltd	430,704.00		430,704.00
Crystal Supplies EA Ltd	581,700.00		581,700.00
Crystal Supplies EA Ltd	575,000.00		575,000.00
Cyka Fresh	69,600.00		69,600.00
Cyka Fresh	359,512.00		359,512.00
Dachri Limited	2,960,000.00		2,960,000.00
Dafia Investments Limited	1,250,000.00		1,250,000.00
Dajim Distributors	425,100.00		425,100.00
Dakota Tenderpreneur	149,000.00		149,000.00
Dalton Enterprises Ea Ltd	405,950.00		405,950.00
Dalton Enterprises East Africa Ltd	203,475.00		203,475.00
Dalton Enterprises Limited	9,011,500.00		9,011,500.00
Danisora Investments Ltd	855,000.00		855,000.00
Danmo Products Limited	719,420.00		719,420.00
Danmo Products Limited	210,000.00		210,000.00
Davemart Enterprises	460,110.00		460,110.00

EXECUTIVE OFFICE OF THE PRESIDENT VOTE 1011
Reports and Financial Statements For the year ended June 30, 2023

Davemart Enterprises Ltd	691,400.00		691,400.00
Deekay Relief	2,580,546.00		2,580,546.00
Deekay Relief Ltd	417,600.00		417,600.00
Delphiq Limited	337,500.00		337,500.00
Denro Springs	1,070,660.00		1,070,660.00
Desco Investment	180,000.00		180,000.00
Desco Investments	1,040,000.00		1,040,000.00
Devicans Precise K Ltd	52,000.00		52,000.00
Devicans Precise(K)Ltd	319,900.00		319,900.00
Dickways Construction Company Ltd	2,020,908.00		2,020,908.00
Dictous Limited	378,000.00		378,000.00
Dictous Limited	180,000.00		180,000.00
Digi-Tech Enterprises	1,116,500.00		1,116,500.00
Dischem Pharmacies	203,400.00		203,400.00
Divatech Enterprises	1,443,000.00		1,443,000.00
Divine Homes Limited	1,163,761.00		1,163,761.00
Domica Ventures Ltd	501,370.00		501,370.00
Dominion Merchants	243,107.00		243,107.00
Donrays General Supplies	453,000.00		453,000.00
Donrays General Supplies	237,000.00		237,000.00
Drucil System	2,289,190.00		2,289,190.00
Dullytech Enterprises Co. Ltd	227,365.00		227,365.00
Durzan Enterprises	231,000.00		231,000.00
Durzan Enterprises	231,000.00		231,000.00
Dynamkes Solutions	278,290.00		278,290.00
Dynamykes Solutions Limited	166,920.00		166,920.00
East Coast Horizons Ltd	568,100.00		568,100.00
Edmo General Supplies	267,150.00		267,150.00
Edmwegi K Limited	56,040.00		56,040.00
Elik Printers & Stationers Co. Ltd	250,000.00		250,000.00
Elik Printers & Stationers Co. Ltd.	1,215,260.00		1,215,260.00
Elik Printers And Stationeries	657,740.00		657,740.00
Ellex Precision Enterprises	425,700.00		425,700.00
Ellex Precision Enterprises	230,700.00		230,700.00
Ellex Precision Enterprises	177,000.00		177,000.00
Ellex Precision Enterprises Ltd	379,500.00		379,500.00
Ellex Precision Enterprises Ltd	423,760.00		423,760.00
Elnasa E. Africa	1,775,000.00		1,775,000.00
Eltons City Centre	44,365.00		44,365.00
Eltons Designs Limited	911,800.00		911,800.00
Em Technologies Ltd	2,000,000.00		2,000,000.00
Emac Consultants Limited	688,250.00		688,250.00

EXECUTIVE OFFICE OF THE PRESIDENT VOTE 1011
Reports and Financial Statements For the year ended June 30, 2023

Embire Crystal	8,292,000.00	- 8,292,000.00
Enchated Diamonds Inv	187,500.00	187,500.00
Enkishia Trading	6,972,000.00	6,972,000.00
Enkishia Trading	1,051,323.00	1,051,323.00
Ephraimitte Solutions	245,455.00	245,455.00
Equatorial Office Plus Ltd	573,000.00	573,000.00
Equip Agencies	97,566,000.00	97,566,000.00
Equip Agencies	23,433,375.00	23,433,375.00
Equip Agencies Limited	816,000.00	816,000.00
Equip Agencies Limited	90,521,412.00	90,521,412.00
Equip Agencies Limited	90,521,412.00	90,521,412.00
Equip Agencies Limited	7,800,000.00	7,800,000.00
Equip Agencies Limited	20,000,000.00	20,000,000.00
Equip Agencies Limited	90,521,412.00	90,521,412.00
Equip Agencies Limited	10,713,600.00	10,713,600.00
Equip Agencies Ltd	90,521,412.00	90,521,412.00
Erangel Enterprises	310,000.00	310,000.00
Erangel Enterprises	310,000.00	310,000.00
Erangel Enterprises	428,600.00	428,600.00
Escace Company Limited	2,975,000.00	2,975,000.00
Esrinet Ventures Limited	17,074,743.10	17,074,743.10
Esrinet Ventures Limited	16,896,200.00	16,896,200.00
Esrinnet Ventures	1,405,900.00	1,405,900.00
Exact Iconic Services Limited	2,870,320.00	2,870,320.00
Express Medicine Limited	42,000.00	42,000.00
Fabro Limited	90,396,000.00	90,396,000.00
Fabro Limited	90,521,412.00	90,521,412.00
Fabro Limited	90,521,412.00	90,521,412.00
Fabro Limited	90,521,412.00	90,521,412.00
Fabro Limited	90,521,412.00	90,521,412.00
Fabro Limited	90,521,412.00	90,521,412.00
Fabro Limited	24,034,995.00	24,034,995.00
Fabro Limited Equip Agencies	3,950,000.00	3,950,000.00
Fabro Ltd	34,703,415.00	34,703,415.00
Faiche Links Enterprises	672,010.00	672,010.00
Fairton Agencies Ltd	400,000.00	400,000.00
Fami Investment Limited	800,000.00	800,000.00
Fami Investment Ltd	420,000.00	420,000.00
Fami Investment Ltd	280,500.00	280,500.00
Fami Investment Ltd	42,000.00	42,000.00
Fami Investment Ltd	210,000.00	210,000.00
Fami Investment Ltd	443,040.00	443,040.00

EXECUTIVE OFFICE OF THE PRESIDENT VOTE 1011
Reports and Financial Statements For the year ended June 30, 2023

Fami Investments Ltd	650,000.00		650,000.00
Fami Investments Ltd	1,109,000.00		1,109,000.00
Fami Investments Ltd	791,250.00		791,250.00
Fami Investments Ltd.	15,159,571.00		15,159,571.00
Fami Invoice Investment Ltd	1,600,000.00		1,600,000.00
Faram E.A Limited	581,168.00		581,168.00
Faram E.A Limited	824,538.00		824,538.00
Faram East Africa Ltd	145,560.00		145,560.00
Faram East Africa Ltd	697,858.00		697,858.00
Farfetch Supplies Limited	396,000.00		396,000.00
Farfetch Supplies Ltd	356,000.00		356,000.00
Felfam Limited	248,879.00		248,879.00
Fena Africa	8,245,350.00		8,245,350.00
FIDELITY Telecommunication SERVICES	8,782,500.00		8,782,500.00
FIRST Crystal SOLUTIONS	568,500.00		568,500.00
First Crystal Solutions	640,000.00		640,000.00
First Crystal Solutions	1,500,000.00		1,500,000.00
First Crystal Solutions	310,000.00		310,000.00
Flavaco Ventures	202,500.00		202,500.00
Flawless Supplies	473,000.00		473,000.00
Flemming Trade Solutions	511,800.00		511,800.00
Fostar Solutions	381,000.00		381,000.00
Fostar Solutions	1,082,500.00		1,082,500.00
Four Solutions Holdings Ltd	678,500.00		678,500.00
Frachel Enterprises	849,527.00		849,527.00
Frachel Enterprises Ltd	87,915.00		87,915.00
Frolenah Enterprises	601,500.00		601,500.00
Fuchalink Enterprises	142,250.00		142,250.00
Gabby Agencies	851,000.00		851,000.00
Gabby Agencies Limited	463,000.00		463,000.00
Gactor Enterprises	1,754,000.00		1,754,000.00
Gadget World	700,800.00		700,800.00
Geotech Limited	6,594,000.00		6,594,000.00
Gelpa Ltd	690,000.00		690,000.00
Gentex Gen Agencies	203,000.00		203,000.00
Gentex General Agencies	203,000.00		203,000.00
Geobitu Enterprises	107,400.00		107,400.00
Geobitu Enterprises	286,800.00		286,800.00
Geobitu Enterprises	440,240.00		440,240.00
Geolea Enterprises Ltd	59,700.00		59,700.00
Geolea Enterprises Ltd.	440,800.00		440,800.00

EXECUTIVE OFFICE OF THE PRESIDENT VOTE 1011
Reports and Financial Statements For the year ended June 30, 2023

Geolex Electrical Services Ltd	384,660.00		384,660.00
Geolex Electrical Services	106,980.00		106,980.00
Geolex Electrical Services	153,030.00		153,030.00
Geolex Electrical Services	759,100.00		759,100.00
Geolex Electrical Services	153,030.00		153,030.00
Geolex Electrical Services	248,000.00		248,000.00
Geolex Electrical Services Ltd	245,670.00		245,670.00
GEOLEX Electricals SERVICES	36,190.00		36,190.00
GEOLEX Electricals SERVICES	544,000.00		544,000.00
Geomart Trading Company	3,000,000.00		3,000,000.00
Geomart Trading Company	550,000.00		550,000.00
GEOMART Trading COMPANY LTD	750,000.00		750,000.00
Gigil Treatment Industries Ltd	18,010,380.00		18,010,380.00
Gilberto Tecks	2,394,000.00		2,394,000.00
Gilgil Treatment Industries Limited	18,010,380.00		18,010,380.00
Glafrays Kenya Services	244,200.00		244,200.00
Global Miles Communications Ltd	192,000.00		192,000.00
Global Miles Communications Ltd	80,000.00		80,000.00
Global Polltraxe Consults Limited	447,660.00		447,660.00
Global Polltraxe Consults	756,000.00		756,000.00
Golden Crest Agencies Ltd	643,000.00		643,000.00
Golden Crest Ltd	800,000.00		800,000.00
Goldstocks Company Limited	578,500.00		578,500.00
Gomtech Enterprises	962,000.00		962,000.00
Good Shepherd Supplies	640,000.00		640,000.00
Good Shepherd Supplies	557,200.00		557,200.00
Goodman Agencies	49,770.00		49,770.00
Great Laboratory & Chemical Suppliers	708,690.00		708,690.00
Great Stanvic Limited	194,000.00		194,000.00
Green Place Consult	536,090.00		536,090.00
Greenapple Solutions Limited	514,579.00		514,579.00
Greenbase Utilities Ltd	740,000.00		740,000.00
Greenland Supplier	2,801,290.00		2,801,290.00
Gremasi Stores	71,000.00		71,000.00
Gremasi Stores	180,000.00		180,000.00
Gremasl Stores	839,160.00		839,160.00
Gremasl Stores	209,000.00		209,000.00
Habibah General Supp	100,000.00		100,000.00
Harleys Ltd	9,200.00		9,200.00
Hartlane Pharmaceuticals	170,325.00		170,325.00
Hartlane Pharmaceuticals Ltd	280,000.00		280,000.00

EXECUTIVE OFFICE OF THE PRESIDENT VOTE 1011
Reports and Financial Statements For the year ended June 30, 2023

Haska Pharmaceuticals Co. Ltd	560,000.00		560,000.00
Haus Of D& P Supplies	5,200,000.00		5,200,000.00
Hazali International Ltd	46,568.00		46,568.00
Hazali International Ltd	216,370.00		216,370.00
Hazali International Ltd	258,630.00		258,630.00
Hazali Ltd	462,000.00		462,000.00
He Classique Ltd	3,095,820.00		3,095,820.00
Health Today	647,000.00		647,000.00
Hecho Trading Company	850,000.00		850,000.00
Hecho Trading Company	375,000.00		375,000.00
Hecta Limited	1,427,120.00		1,427,120.00
Hecta Ltd	310,299.40		310,299.40
Hecta Ltd	2,931,441.00		2,931,441.00
Hedgelink Limited	550,000.00		550,000.00
Hellmoon Agencies	37,345.00		37,345.00
Hemocue Kenya Ltd	547,200.00		547,200.00
Hersen Trading(K) Ltd	2,912,430.00		2,912,430.00
Hewa Tele Ltd	2,010,100.00		2,010,100.00
Hewatele	95,500.00		95,500.00
Hewatele Ltd	1,654,400.00		1,654,400.00
Hezelsoft Solutions Ltd	1,043,200.00		1,043,200.00
Highridge Pharmaceutical Limited	392,000.00		392,000.00
Highridge Pharmaceuticals	499,000.00		499,000.00
Highridge Pharmaceuticals	619,000.00		619,000.00
Highridge Pharmaceuticals Limited	45,000.00		45,000.00
Highridge Pharmaceuticals Ltd	182,000.00		182,000.00
Hilmac General Supplies Ltd	532,000.00		532,000.00
Hilpaten Enterprises	24,266,500.00		24,266,500.00
Honbiz Enterprises	3,700,000.00		3,700,000.00
Honeywell Limited	634,045.00		634,045.00
Hopeline Trading	697,975.00		697,975.00
Hydromatics Ltd	26,000,000.00		26,000,000.00
Iconic Hecare Ltd	626,950.00		626,950.00
Imara Commodities	305,470.00		305,470.00
Imara Commodities	343,101.00		343,101.00
Imperium Plus Agencies	2,215,400.00		2,215,400.00
Imperium Plus Agencies	422,912.80		422,912.80
Insight Enterprises	4,939,048.00		4,939,048.00
Insta Lab Ea Ltd	11,250.00		11,250.00
Insta Lab Ea Ltd	333,980.00		333,980.00
Insta Lab Ea Ltd	63,620.00		63,620.00
Insta Labs (E.A) Ltd	625,200.00		625,200.00

EXECUTIVE OFFICE OF THE PRESIDENT VOTE 1011
Reports and Financial Statements For the year ended June 30, 2023

INSTA Labs (E.A) LTD	507,000.00	507,000.00
Insta Labs (EA) LTD	232,000.00	232,000.00
Insta Labs Ea Limited	63,620.00	63,620.00
Insta Labs Ea Limited	224,000.00	224,000.00
Insta Labs Ea Limited	169,700.00	169,700.00
Instalabs Ea Ltd	184,570.00	184,570.00
Integrated Supplies And Consultation Ltd	2,966,700.00	2,966,700.00
Interquip Company Ltd	28,356,000.00	28,356,000.00
Intertractor Company	16,768,000.00	16,768,000.00
Intertractor Company Limited	8,384,000.00	8,384,000.00
Intertractor Company Limited	2,337,000.00	2,337,000.00
Intertractor Company Ltd	26,760,000.00	26,760,000.00
Intertractor Company Ltd	13,380,000.00	13,380,000.00
Intertractor Company Ltd	14,400,000.00	14,400,000.00
Intram Africa Ltd	890,820.00	890,820.00
Intramark Africa	121,378.00	121,378.00
Irasoft Enterprises Ea Ltd	830,000.00	830,000.00
Isopharm Limited	109,250.00	109,250.00
Isopharm Limited	2,573,150.00	2,573,150.00
Isopharm Limited	12,000.00	12,000.00
Isopharm Ltd	821,710.00	821,710.00
Isopharm Ltd	130,000.00	130,000.00
Isopharm Ltd	126,000.00	126,000.00
Isopharm Ltd	121,272.00	121,272.00
Isuzu E. Africa	4,797,000.00	4,797,000.00
Isuzu Ea Ltd	5,699,750.00	5,699,750.00
Isuzu East Africa	95,382,500.00	95,382,500.00
Isuzu East Africa	10,730,000.00	10,730,000.00
Isuzu East Africa	22,157,800.00	22,157,800.00
Isuzu East Africa	95,382,000.00	95,382,000.00
Isuzu East Africa Limited	58,647,500.00	58,647,500.00
Isuzu East Africa Ltd	36,491,000.00	36,491,000.00
ISUZU East AFRICA LTD	5,601,478.45	5,601,478.45
Jads Diagnostics (Ea) Ltd	135,000.00	135,000.00
Jads Diagnostics Ea Ltd	335,200.00	335,200.00
Jaffity General Supplies	2,976,000.00	2,976,000.00
Janst Health Services	35,700.00	35,700.00
Jantech Enterprises Limited	823,200.00	823,200.00
Jarkim Merchants	11,825,600.00	11,825,600.00
Jayme Investment	507,500.00	507,500.00
Jealstep Enterprises	144,000.00	144,000.00

EXECUTIVE OFFICE OF THE PRESIDENT VOTE 1011
Reports and Financial Statements For the year ended June 30, 2023

Jecin Enterprises	587,700.00		587,700.00
Jecin Enterprises Ltd	123,900.00		123,900.00
Jelani Company Ltd	4,705,000.00		4,705,000.00
Jenel Enterprises	1,079,500.00		1,079,500.00
Jennif Enterprises	684,000.00		684,000.00
Jennif Enterprises	643,700.00		643,700.00
Jennif Enterprises Ltd	570,000.00		570,000.00
Jesta (Ea) Ltd	91,600.00		91,600.00
Jesta East Africa	118,000.00		118,000.00
Jiwels Solutions	316,000.00		316,000.00
Joblinters Agencies	654,000.00		654,000.00
Jocadan Enterprises	284,400.00		284,400.00
Jocasha Enterprise	347,884.00		347,884.00
Joch County Link Enterprises Ltd	324,000.00		324,000.00
Joflosta Investments	2,577,900.00		2,577,900.00
Jowamu Holdings Ltd	72,000.00		72,000.00
Joycilla Limited	306,180.00		306,180.00
Joycilla Limited	389,872.00		389,872.00
Joylight Suppliers Ltd	209,000.00		209,000.00
Joyrowl Enterprises	10,662,000.00		10,662,000.00
Joytag Enterprises	318,180.00		318,180.00
Jubilant Wide Vision Investment Ltd	945,000.00		945,000.00
Juby Solutions Limited	761,000.00		761,000.00
Jules Apparels	410,000.00		410,000.00
Junnita General Agencies	123,000.00		123,000.00
Junnita General Agencies	219,000.00		219,000.00
Jushami Enterprises	604,580.00		604,580.00
Kameta Pharmaceuticals	415,500.00		415,500.00
Kamkam Ltd	130,500.00		130,500.00
Kamkam Ltd	100,150.00		100,150.00
Karishma Hecare Solutions Limited	1,964,400.00		1,964,400.00
Kava Mama Ventures	216,000.00		216,000.00
Kay-Clad Enterprises	427,080.00		427,080.00
KCB Group Ltd	6,011,341.55		6,011,341.55
KEMSA	195,179,433.00		195,179,433.00
KEMSA	3,079,005.00		3,079,005.00
KEMSA	3,803,320.00		3,803,320.00
KEMSA	2,788,801.00		2,788,801.00
Kenafric Bakery Ltd	541,440.00		541,440.00
Kenbil Investment	790,800.00		790,800.00
Kenbil Investment Ltd	961,200.00		961,200.00
Kent Pharmaceuticals(K) Ltd	220,000.00		220,000.00

EXECUTIVE OFFICE OF THE PRESIDENT VOTE 1011
Reports and Financial Statements For the year ended June 30, 2023

Kent Pharmaceuticals(K) Ltd	19,320.00		19,320.00
Kenya Meat Commission	116,170.00		116,170.00
Kenya Meat Commission	4,100,000.00		4,100,000.00
Kenya Tents	1,210,000.00		1,210,000.00
Kerb Rose General Supplies	9,760,000.00		9,760,000.00
Kerb Rose General Supplies	9,760,000.00		9,760,000.00
Keromatt Ltd	1,236,642.00		1,236,642.00
Ketoways General	358,200.00		358,200.00
Ketoways General Agencies	358,200.00		358,200.00
Khasandi Seneral Supplies	1,140,750.00		1,140,750.00
Kiblo Limited	486,000.00		486,000.00
Kimgen Supplies Company Limited	174,510.00		174,510.00
Kimgen Supplies Company Ltd	594,000.00		594,000.00
Kirt \$Hemp Limited	18,230.00		18,230.00
Kirt & Hemp Ltd	45,900.00		45,900.00
Kirt & Hemp Ltd	47,250.20		47,250.20
Kirt And Hemp Limited	23,980.00		23,980.00
Kiwaka General Merchants Ltd	238,770.00		238,770.00
Kiwaka General Merchants Ltd	271,880.00		271,880.00
Klean Queen Solutions	405,000.00		405,000.00
Klean Queen Solutions	330,000.00		330,000.00
Kokidi Enterprises	1,020,340.00		1,020,340.00
Kompowers Investment	122,000.00		122,000.00
Kompowers Investment	476,600.00		476,600.00
Kompowers Investment	740,000.00		740,000.00
Kompowers Investment	887,700.00		887,700.00
Kompowers Investments	250,000.00		250,000.00
Kompowers Investments	1,595,000.00		1,595,000.00
Konjuli Enterprises Ltd	230,160.00		230,160.00
Labique Supplies	671,000.00		671,000.00
Labique Supplies	296,500.00		296,500.00
Labique Supplies	19,500.00		19,500.00
Labique Supplies	290,000.00		290,000.00
Labique Supplies	1,021,000.00		1,021,000.00
Labique Supplies	80,000.00		80,000.00
Labo Pharma Kenya	349,750.00		349,750.00
Labo Pharma Kenya Ltd	856,750.00		856,750.00
Laboquip LIMITED	160,000.00		160,000.00
Lajoy Investment Limited	2,398,000.00		2,398,000.00
Lama Engineering	4,905,000.00		4,905,000.00
Lamark Rift Enterprises	289,050.00		289,050.00
Land Rover Boutique Enterprises	882,500.00		882,500.00

EXECUTIVE OFFICE OF THE PRESIDENT VOTE 1011
Reports and Financial Statements For the year ended June 30, 2023

Land Rover Supa	405,800.00		405,800.00
Land Rover Supa Boutique Enterprises	292,500.00		292,500.00
Landale Ltd	487,414.00		487,414.00
Landmark Filters Ltd	2,606,350.00		2,606,350.00
Laser Chemicals International	510,000.00		510,000.00
Laser Technologies	1,746,850.00		1,746,850.00
Lashmar Investment	1,590,381.00		1,590,381.00
LATEMA Pharma	1,222,000.00		1,222,000.00
Latema Pharmaceuticals	675,000.00		675,000.00
Led Power Technologies (E.A)	565,434.00		565,434.00
Led Power Technologies (E.A)	2,324,998.00		2,324,998.00
Ledmatix Limited	9,434,000.00		9,434,000.00
Ledmatix Limited	140,551,500.00		140,551,500.00
Ledmatix Limited	5,779,000.00		5,779,000.00
Ledmatix Limited	47,400,000.00		47,400,000.00
Ledmatix Limited	132,000,000.00		132,000,000.00
Leech Investment Limited	1,301,000.00		1,301,000.00
Leeds Solutions	26,100,000.00		26,100,000.00
Leeds Solutions	4,170,000.00		4,170,000.00
Leeds Solutions	14,927,500.00		14,927,500.00
Leeds Solutions	14,084,500.00		14,084,500.00
Leeds Solutions	26,424,000.00		26,424,000.00
Leeds Solutions	20,680,000.00		20,680,000.00
Leeds Solutions	18,947,500.00		18,947,500.00
Leeds Solutions	18,400,000.00		18,400,000.00
Leeds Solutions	15,466,500.00		15,466,500.00
Leeds Solutions	32,400,000.00		32,400,000.00
Leeds Solutions	34,977,500.00		34,977,500.00
Leon Matt Enterprises	580,100.00		580,100.00
Leon Matt Enterprises	198,000.00		198,000.00
Le-Sol Ventures	8,859,000.00		8,859,000.00
Leur Africa	308,200.00		308,200.00
Leur Africa	368,500.00		368,500.00
Leur Africa	434,600.00		434,600.00
Leur Africa	116,000.00		116,000.00
Levisa Limited	547,200.00		547,200.00
Lifeways Investment Ltd	861,250.00		861,250.00
Likutam Suppliers	205,800.00		205,800.00
Likutam Supplies Limited	252,000.00		252,000.00
Lilex Solutions	1,041,288.00		1,041,288.00
Lima E.A Limited	1,238,000.00		1,238,000.00
Limah EA Ltd	238,000.00		238,000.00

EXECUTIVE OFFICE OF THE PRESIDENT VOTE 1011
Reports and Financial Statements For the year ended June 30, 2023

Limah East Africa Ltd	753,400.00		753,400.00
Liram Trading Company	2,998,514.00		2,998,514.00
Lisherdan General Supplies	958,000.00		958,000.00
Liti Holdings Ltd	890,000.00		890,000.00
Lj Solutions Ltd	1,000,000.00		1,000,000.00
Lj Solutions Ltd	1,200,000.00		1,200,000.00
Lomas And Lomas Limited	35,500,000.00		35,500,000.00
Lucky Enterprises	2,666,000.00		2,666,000.00
Lucky Enterprises	1,527,100.00		1,527,100.00
Lucky Merchants	1,165,000.00		1,165,000.00
Ludori Ltd	207,800.00		207,800.00
Lued Chemical	418,656.00		418,656.00
Lufrance Associates	458,655.00		458,655.00
Lulu East Africa Ltd	2,130,000.00		2,130,000.00
Luton Ventures Limited	346,000.00		346,000.00
Lymson Ltd	60,000.00		60,000.00
Lymson Ltd	946,680.00		946,680.00
Lymson Ltd	345,300.00		345,300.00
Madawa Pharmaceutical Ltd	405,000.00		405,000.00
Madibat Holdings Limited	70,200.00		70,200.00
Madibat Holdings Ltd	342,500.00		342,500.00
Maerick Enterprises Ltd	629,500.00		629,500.00
Maggiore Investments	2,900,000.00		2,900,000.00
Malcolms Systems Limited	335,500.00		335,500.00
Manchester Outfitters	348,000.00		348,000.00
Manchester Outfitters	3,430,000.00		3,430,000.00
Manchester Outfitters Limited	21,220,680.00		21,220,680.00
Maqkutwa Global Supplies	115,100.00		115,100.00
Marianna Ltd	254,250.00		254,250.00
Marianna Ltd	132,000.00		132,000.00
Marvid Systems	187,100.00		187,100.00
Mashtech Africa Limited	48,300.00		48,300.00
Mashtech Africa Limited	126,000.00		126,000.00
Masmart General Supplies	1,066,159.00		1,066,159.00
Masmart General Supplies	28,000.00		28,000.00
Masmart General Supplies	417,000.00		417,000.00
Master Blaque Link Limited	2,054,000.00		2,054,000.00
Maua And Company Ltd	60,809,000.00		60,809,000.00
Maya Tech General Enterprises Ltd	131,500.00		131,500.00
Maya Tech General Enterprises Ltd	336,000.00		336,000.00
Maya Tech. General Enterprises	103,200.00		103,200.00
Medex E.A Technologies Ltd	155,300.00		155,300.00

EXECUTIVE OFFICE OF THE PRESIDENT VOTE 1011
Reports and Financial Statements For the year ended June 30, 2023

Medex East Africa Technologies Ltd	631,000.00		631,000.00
Medipoint E.A Limited	642,100.00		642,100.00
Medipoint E.A Limited	549,850.00		549,850.00
Medipoint E.A Ltd	116,440.00		116,440.00
Medipoint East Africa Ltd	33,200.00		33,200.00
Medisel Kenya Ltd	675,000.00		675,000.00
Medisel Kenya Ltd	204,900.00		204,900.00
Medisel Kenya Ltd	670,900.00		670,900.00
Medisel Kenya Ltd	755,000.00		755,000.00
MEDISPAN Laboratory SUPPLIES	163,500.00		163,500.00
Medix East Africa Ltd	853,500.00		853,500.00
Meds	149,275.00		149,275.00
Meds	242,712.00		242,712.00
Medsol Enterprises	490,000.00		490,000.00
Medsol Enterprises	273,500.00		273,500.00
Medsol Enterprises	69,750.00		69,750.00
Medspan Laboratory Supplies	213,000.00		213,000.00
Mega Hygiene	277,500.00		277,500.00
Megascope Healthcare	254,583.00		254,583.00
Melishan General Supplies	1,211,250.00		1,211,250.00
Melsup Supplies	445,000.00		445,000.00
Methics Enterprises	218,717.00		218,717.00
Meximed Africa Limited	350,000.00		350,000.00
Meximed Africa Ltd	174,000.00		174,000.00
Meximed Africa Ltd	205,088.00		205,088.00
Mfi Document Solution	989,800.00		989,800.00
Mfi Document Solutions Ltd	324,437.00		324,437.00
Mica Pharmaceuticals	57,500.00		57,500.00
Mica Pharmaceutical Ltd	1,225,500.00		1,225,500.00
Mica Pharmaceuticals	320,000.00		320,000.00
Mica Pharmaceuticals	338,055.00		338,055.00
Mica Pharmaceuticals	27,150.00		27,150.00
Mica Pharmaceuticals	315,000.00		315,000.00
Mica Pharmaceuticals	32,000.00		32,000.00
Mica Pharmaceuticals Ltd	9,000.00		9,000.00
Mica Pharmaceuticals Ltd	1,145,000.00		1,145,000.00
Mica Pharmaceuticals Ltd	163,200.00		163,200.00
Micro Intech	2,130,000.00		2,130,000.00
Microvision Enterprises	506,000.00		506,000.00
Mik Creation	275,000.00		275,000.00
Milka Trading Limited	192,600.00		192,600.00
Mimuju Agencies	499,500.00		499,500.00

EXECUTIVE OFFICE OF THE PRESIDENT VOTE 1011
Reports and Financial Statements For the year ended June 30, 2023

Mimuju Agencies	115,500.00		115,500.00
Min Mix	15,123,312.55		15,123,312.55
Mini Bakers	45,000.00		45,000.00
Mirnat Excel	613,350.00		613,350.00
Mission For Essential Drugs	847,460.00		847,460.00
Mission For Essential Drugs	505,430.00		505,430.00
Mitliz Enterprises	994,800.00		994,800.00
Moca Ventures Ltd	14,765,000.00		14,765,000.00
Modern Brand Agencies	901,600.00		901,600.00
Modern Brand Agencies Ltd	4,338,000.00		4,338,000.00
Modern Brand Agencies Ltd	4,338,000.00		4,338,000.00
Modern Business Solutions	2,788,950.00		2,788,950.00
Monde Source Enterprises	436,500.00		436,500.00
Mopic Media	855,674.00		855,674.00
Mopic Media	565,500.00		565,500.00
Moragie Auto & Supplies	486,500.00		486,500.00
Morc General Supplies Ltd	90,000.00		90,000.00
Mordan Brand Agencies	1,882,000.00		1,882,000.00
MOTONGUVU East AFRICA LIMITED	4,520,000.00		4,520,000.00
MOTONGUVU East AFRICA LIMITED	8,301,000.00		8,301,000.00
Motonguvu East Africa Limited	49,859,040.00		49,859,040.00
Mrembo Orchard Agencies	202,500.00		202,500.00
Mrembo Orchard Agencies	198,000.00		198,000.00
Mrembo Orchards Agencies	74,250.00		74,250.00
Mulenic Circle Co. Ltd	400,000.00		400,000.00
Multicare Medical Supplies Kenya Ltd	240,000.00		240,000.00
Mustral General Traders Ltd	16,948,171.00		16,948,171.00
My Apple Technologies	560,000.00		560,000.00
Mymac Company Ltd	7,500,000.00		7,500,000.00
Mymac Company Ltd	713,513.00		713,513.00
Myspace Global Consult Limited	353,955.00		353,955.00
Nafrimo Enterprises	441,040.00		441,040.00
Nairobi Enterprises Ltd	1,500,000.00		1,500,000.00
Nairobi Royal Medical Centre	893,400.00		893,400.00
Nairobi Serena Hotel	115,000.00		115,000.00
Nairobi Signwriter & Engravers	904,000.00		904,000.00
Naivas Ltd	178,587.00		178,587.00
Naivasha County Hotel	369,000.00		369,000.00
Naivasha County Hotel-Sawela Lodges	369,000.00		369,000.00
Najaquest Supplies Ltd	192,500.00		192,500.00
Najaquest Supplies Ltd	192,500.00		192,500.00

EXECUTIVE OFFICE OF THE PRESIDENT VOTE 1011
Reports and Financial Statements For the year ended June 30, 2023

Najaquest Supplies Ltd	192,500.00	192,500.00
Najelyne Enterprises Limited	3,621,600.00	3,621,600.00
Namu He Works Ltd	560,000.00	560,000.00
Nanotesla Limited	2,475,000.00	2,475,000.00
National Oil	5,291,000.00	5,291,000.00
National Oil Cooperation Of Kenya	20,000,000.00	20,000,000.00
National Oil Corporation	631,312.00	631,312.00
National Pharmacy Ltd	269,450.00	269,450.00
Nawagreen Ent	67,500.00	67,500.00
Nawagreen Ent	110,000.00	110,000.00
Nazfa Ventures Ltd	192,250.00	192,250.00
Nelicom Services Ltd	1,355,000.00	1,355,000.00
Nelka Regional Venture Limited	900,000.00	900,000.00
Nellicom Service Ltd	307,365.00	307,365.00
Neogramps International Ltd	303,000.00	303,000.00
Nephets K Ltd	1,325,690.00	1,325,690.00
New Kenya Co-Operative	45,360.00	45,360.00
New Kicc Ltd	397,320.00	397,320.00
Nexlink Global Supplies Ltd	495,000.00	495,000.00
Nexter Enterprises Limited	837,000.00	837,000.00
Nexter Enterprises Ltd	973,200.00	973,200.00
Nginu Power Engineering Ea Ltd	2,214,654.00	2,214,654.00
Nginu Power Engineering Ea Ltd	3,912,731.00	3,912,731.00
Nichotech Enterprise	966,400.00	966,400.00
Njaane Enterprise	466,800.00	466,800.00
Njaane Enterprises	155,000.00	155,000.00
Nortis Suppliers Ltd.	14,120,000.00	14,120,000.00
Noveity Manufacturing	170,000.00	170,000.00
Nuel Holdings	52,000,000.00	52,000,000.00
Nufaika Business Solutions	1,278,000.00	1,278,000.00
Nyakari Investments	429,948.00	429,948.00
Nyakari Investments	724,610.00	724,610.00
Nyakari Investments	565,300.00	565,300.00
Nyakenya Supplies	892,000.00	892,000.00
Oab Solutions Ltd	308,600.00	308,600.00
Oakline Company Limited	1,016,610.00	1,016,610.00
Oakline Company Ltd	402,852.00	402,852.00
Oakline Company Ltd	563,000.00	563,000.00
Oakline Company Ltd	1,650,000.00	1,650,000.00
Oakline Company Ltd	681,700.00	681,700.00
Office Technologies Limited	55,680.00	55,680.00
Omaera Pharmaceuticals Limited	23,152.50	23,152.50

EXECUTIVE OFFICE OF THE PRESIDENT VOTE 1011
Reports and Financial Statements For the year ended June 30, 2023

Omnivore General Merchants	2,390,417.00		2,390,417.00
One Stop Medical Supplies Ltd	547,200.00		547,200.00
Oplicity Kenya Ltd	4,933,441.00		4,933,441.00
Osob Agencies Ltd	686,000.00		686,000.00
Osob Agency Limited	275,000.00		275,000.00
Osob Agency Limited	618,000.00		618,000.00
Pace Laboratories Ltd.	359,776.00		359,776.00
Pankim Office Supplies	1,128,000.00		1,128,000.00
Pankim Office Supplies	1,040,000.00		1,040,000.00
Patula Enterprises	1,494,200.00		1,494,200.00
Paw Commercial Services	984,800.00		984,800.00
Paw Ventures	7,370,800.00		7,370,800.00
Pawu Ventures	1,356,800.00		1,356,800.00
Pawu Ventures	981,000.00		981,000.00
Pawu Ventures	1,475,780.00		1,475,780.00
Peclex Enterprises Ltd	220,000.00		220,000.00
Peleko Enterprises	11,167,500.00		11,167,500.00
Pendoki Motors Limited	1,485,240.00		1,485,240.00
Perfect Innovates Enterprises	372,150.00		372,150.00
Perfect Innovates Enterprises	178,490.00		178,490.00
Perspective Hecare Ltd	4,552,980.00		4,552,980.00
Pewin Motors Limited	1,399,182.00		1,399,182.00
Pharmasell Limited	8,400.00		8,400.00
Pharmasell LIMITED	273,550.00		273,550.00
Pharmasell Limited	38,125.00		38,125.00
Pharmatrade Pharmacy Ltd	327,650.00		327,650.00
Pharmatrade Pharmacy Limited	1,916,000.00		1,916,000.00
Pharmatrade Pharmacy Limited	1,809,677.00		1,809,677.00
Pharmatrade Pharmacy Limited	1,643,600.00		1,643,600.00
Philna Investments	2,749,700.00		2,749,700.00
Pilgrim Supply Agencies	425,100.00		425,100.00
Pinkstone Enterprises	6,163,793.10		6,163,793.10
Pinkstone Enterprises	6,471,982.76		6,471,982.76
Pixel General Merchants	1,059,500.00		1,059,500.00
Polymart Investments	1,000,000.00		1,000,000.00
Power Masters And Allied Services Ltd	118,394.05		118,394.05
Primetec System & Supplies Limited	237,000.00		237,000.00
Primetec System & Supplies Limited	407,500.00		407,500.00
Procure Kenya Ltd	1,950,000.00		1,950,000.00
Prop Limited	1,935,000.00		1,935,000.00
Protetta Holdings	13,605,000.00		13,605,000.00
Protetta Holdings Ltd	27,691,500.00		27,691,500.00

EXECUTIVE OFFICE OF THE PRESIDENT VOTE 1011
Reports and Financial Statements For the year ended June 30, 2023

Pro-Ultimate Solutions	675,000.00		675,000.00
Pulsar Technical Services	459,980.00		459,980.00
Pulsar Technical Services	234,000.00		234,000.00
Qishlaq Enterprises Limited	622,030.00		622,030.00
Quillas Investments	571,650.00		571,650.00
Rabken Trading Company	31,000.00		31,000.00
Rabken Trading Company Limited	16,860,000.00		16,860,000.00
Rabken Trading Company Ltd	100,000.00		100,000.00
Rachis Enterprise	265,325.00		265,325.00
Rachis Enterprises	135,000.00		135,000.00
Radiant International Ltd	5,672,150.00		5,672,150.00
Raib General Trading Limited	386,100.00		386,100.00
Rama Engineering	924,000.00		924,000.00
Ramiles Enterprises	206,000.00		206,000.00
Ranila Africa Ltd	900,000.00		900,000.00
Raypharm Enterprise	250,000.00		250,000.00
Raypharm Enterprises Ltd	2,080,500.00		2,080,500.00
Reale Office Supplies	1,628,000.00		1,628,000.00
Refine Medicals Limited	1,055,600.00		1,055,600.00
Refine Medicals Ltd	220,000.00		220,000.00
Refine Medicals Ltd	120,000.00		120,000.00
Rh Devani Limited	15,000,000.00		15,000,000.00
Rhacky Enterprises Limited	546,950.00		546,950.00
Richfield Scion Global Solutions Ltd	613,800.00		613,800.00
Rirob Electrical Ltd	4,925,000.00		4,925,000.00
Riverbed Enterprises Kenya	955,200.00		955,200.00
Road Track Company Limited	26,781,000.00		26,781,000.00
Road Track Solution	23,433,375.00		23,433,375.00
Road Track Solution	26,781,000.00		26,781,000.00
Road Truck Solutions Limited	1,381,450.00		1,381,450.00
Rocky Africa Ltd	50,840,932.08		50,840,932.08
Roel Agencies Limited	613,350.00		613,350.00
Roel Agencies Ltd	401,500.00		401,500.00
Romuka Supplies	355,000.00		355,000.00
Ronnic Enterprises	402,350.00		402,350.00
Ronnic Enterprises Ltd	131,400.00		131,400.00
Roto Moulders	4,504,938.00		4,504,938.00
Roto Moulders Ltd	20,563,088.00		20,563,088.00
Rush Enterprises Ltd	491,980.00		491,980.00
Rush Enterprises Ltd	116,100.00		116,100.00
Rush Enterprises Ltd	200,000.00		200,000.00
Rush Enterprises Ltd	109,240.00		109,240.00

EXECUTIVE OFFICE OF THE PRESIDENT VOTE 1011
Reports and Financial Statements For the year ended June 30, 2023

Rycedental Supplies Ltd	44,650.00		44,650.00
Rycedental Supplies Ltd	90,450.00		90,450.00
Safariland Enterprises Co. Ltd.	158,100.00		158,100.00
Safrah Supplies	2,796,500.00		2,796,500.00
Sagawa Electricals	974,400.00		974,400.00
Samtech Diagnostics Ltd	232,375.00		232,375.00
Samtruck International Co Ltd	597,374.00		597,374.00
Sans Pareil	760,000.00		760,000.00
Saratino Enterprises	5,600,000.00		5,600,000.00
Satiff Enterprises	51,600.00		51,600.00
Scope Systems Limited	107,000.00		107,000.00
Seanwills Investments	97,500.00		97,500.00
Shanny Enterprises	264,000.00		264,000.00
Shany Enterprises Limited	400,000.00		400,000.00
Sheglo Enterprises	169,200.00		169,200.00
Sheglo Enterprises	71,000.00		71,000.00
Shelulu Investment Limited	144,000.00		144,000.00
Shelulu Investment Ltd	690,000.00		690,000.00
Shinjuku Enterprises	1,392,000.00		1,392,000.00
Shirlab Enterprises	768,000.00		768,000.00
Shiumuti Enterprises	553,520.00		553,520.00
Silgan Rite Investment Ltd	520,000.00		520,000.00
Silver Search Trading Company Ltd	330,000.00		330,000.00
Simba Corporation Limited	50,103,520.00		50,103,520.00
Sireka Enterprises	130,000.00		130,000.00
Siya Trading Limited	7,230,000.00		7,230,000.00
Skill Park Company	364,150.00		364,150.00
Skyflieger Investments	698,400.00		698,400.00
Smart Peny Enterprises	546,450.00		546,450.00
Smart Peny Enterprises	454,770.00		454,770.00
Smart Peny Enterprises	243,400.00		243,400.00
Smart Peny Enterprises	101,000.00		101,000.00
Smatts Medical	553,700.00		553,700.00
Smatts Medical	406,000.00		406,000.00
Sohn & Sol Technologies	6,957,500.00		6,957,500.00
Spinax Pharmaceutical Limited	139,800.00		139,800.00
Stanline Enterprises	202,860.00		202,860.00
Starbell Agencies	337,400.00		337,400.00
Starbell Agencies	465,000.00		465,000.00
Steveco Chemicals	496,500.00		496,500.00
Still Kings Enterprises	1,903,000.00		1,903,000.00
Stuart Limited	989,260.00		989,260.00

EXECUTIVE OFFICE OF THE PRESIDENT VOTE 1011
Reports and Financial Statements For the year ended June 30, 2023

Sunford Investments	2,939,500.00		2,939,500.00
Sunshine Computers Systems	35,280.00		35,280.00
Swaggs Communications	1,575,000.00		1,575,000.00
Syntrix Enterprises	2,800,000.00		2,800,000.00
Tajilan Enterprise	1,427,000.00		1,427,000.00
Tajilan Enterprises	175,000.00		175,000.00
Tajilan Enterprises	480,000.00		480,000.00
Tamanya General Supplies	150,000.00		150,000.00
Tamanya General Supplies	968,500.00		968,500.00
Tamika Agencies	125,000.00		125,000.00
Tanar Supplies	470,000.00		470,000.00
Tayo Gas Ltd	87,750.00		87,750.00
Tayo Gas Ltd	87,750.00		87,750.00
Tebik Supplies Ltd	856,000.00		856,000.00
Techpo Enterprises	492,000.00		492,000.00
Techpo Enterprises	810,000.00		810,000.00
Tej Ajej Ltd	594,000.00		594,000.00
Terax General Supplies	2,822,000.00		2,822,000.00
Terion Limited	64,260.00		64,260.00
Teritron Investment Ltd	477,000.00		477,000.00
Teybridge Limited	1,083,452.00		1,083,452.00
Thames Electricals	5,960,000.00		5,960,000.00
The Rhelend Enterprises	940,100.00		940,100.00
The Rhelend Enterprises	331,000.00		331,000.00
The Rhelend Enterprises	296,400.00		296,400.00
The Rhelend Enterprises	181,200.00		181,200.00
Til Kenya	743,000.00		743,000.00
Tilinah Enterprises	150,000.00		150,000.00
Tobs Limited	340,000.00		340,000.00
Tononoka Fireworks Ltd	7,520,000.00		7,520,000.00
Top Hygiene Services Ltd	46,000.00		46,000.00
Top Level Technologies	101,400.00		101,400.00
Topal Treasures Limited	1,050,000.00		1,050,000.00
Tosawa General Supplies	3,117,550.00		3,117,550.00
Tosawa General Supplies	625,000.00		625,000.00
Total Hospital Solutions	889,650.00		889,650.00
Total Hospital Solutions	1,650,000.00		1,650,000.00
Total Hospital Solutions	3,596,000.00		3,596,000.00
Total Hospital Solutions Ltd	11,461,000.00		11,461,000.00
Total Hospital Solutions Ltd	770,000.00		770,000.00
Tova Agencies Limited	613,350.00		613,350.00
Toyota Kenya Motors Limited	62,560,000.00		62,560,000.00

EXECUTIVE OFFICE OF THE PRESIDENT VOTE 1011
Reports and Financial Statements For the year ended June 30, 2023

Traden Limited	825,930.00		825,930.00
Traden Limited	298,000.00		298,000.00
Trans Africa Motors Ltd	1,564,608.00		1,564,608.00
Transafrika Medical Supplies	122,200.00		122,200.00
Transafrika Medical Supplies	42,345.00		42,345.00
Transafrika Medical Supplies	60,270.00		60,270.00
Transgoods General Supplies	1,182,000.00		1,182,000.00
Transgoods General Supplies	675,798.00		675,798.00
Transgoods General Supplies	654,000.00		654,000.00
Tredmex EA Ltd	346,000.00		346,000.00
Treyco N Supplies	202,500.00		202,500.00
Tricore Agencies	240,000.00		240,000.00
Tri-Source Engineering Ltd	540,000.00		540,000.00
Triza Investment	58,900,000.00		58,900,000.00
Trobbys Ltd	2,850,000.00		2,850,000.00
Tropical Healthcare Ltd	1,320,039.00		1,320,039.00
Tropikal Brands Afrika Ltd	105,600.00		105,600.00
Tyke Investment	686,500.00		686,500.00
Tyrean Inter Ltd	452,000.00		452,000.00
Udichem Diagnostics	175,000.00		175,000.00
Unicom Limited	34,391,500.00		34,391,500.00
Unicom Limited	13,600,000.00		13,600,000.00
Unicom Limited	47,500,000.00		47,500,000.00
Unicom Limited	90,521,412.00		90,521,412.00
Unicom Limited	90,521,412.00		90,521,412.00
Unicom Limited	90,521,412.00		90,521,412.00
Unicom Limited	90,521,412.00		90,521,412.00
Unicom Limited	90,521,412.00		90,521,412.00
Unicom Limited	21,849,996.00		21,849,996.00
Unicom Limited	20,900,000.00		20,900,000.00
Unicom Limited	125,400,000.00		125,400,000.00
Unicom Ltd	90,521,412.00		90,521,412.00
Upjohn Ventures Ltd	219,000.00		219,000.00
Upseat Solution Enterprises	4,536,000.00		4,536,000.00
Upseat Solution Enterprises	8,250,000.00		8,250,000.00
Upseat Solutions Enterprises	5,670,000.00		5,670,000.00
Upstream Sinedel Enterprises	5,739,760.00		5,739,760.00
Utao Merchants	980,000.00		980,000.00
Vana Investments	693,000.00		693,000.00
Vanlabs Quick Solutions	458,000.00		458,000.00
Vanlabs Quick Solutions	99,300.00		99,300.00
Vencha Supplies & General Merchants	275,887.00		275,887.00
Venture Line Enterprises	800,000.00		800,000.00

EXECUTIVE OFFICE OF THE PRESIDENT VOTE 1011
Reports and Financial Statements For the year ended June 30, 2023

Venture Line Enterprises Ltd	348,290.00		348,290.00
Verison Enterprises Ltd	348,000.00		348,000.00
Verison Enterprises Ltd	114,090.00		114,090.00
Verison Enterprises Ltd.	1,308,246.00		1,308,246.00
Wamsatt Enterprises	80,000.00		80,000.00
Wanjugo Enterprises	300,000.00		300,000.00
Water For The World	8,789,384.88		8,789,384.88
Wayfair Enterprises Ltd	9,643,200.00		9,643,200.00
Waylan General Merchants	5,550,000.00		5,550,000.00
Waylan General Merchants	3,800,000.00		3,800,000.00
Waylan General Merchants	835,200.00		835,200.00
Waylin General Merchants	11,010,000.00		11,010,000.00
Welma Agencies	1,255,000.00		1,255,000.00
Whaff Industrial	324,000.00		324,000.00
Whaff Industrial	321,000.00		321,000.00
Whaff Industrial & Gen	425,000.00		425,000.00
Whaff Industrial & General Handling Services	455,350.00		455,350.00
Whaff Industrial & General Services	216,825.00		216,825.00
Whaff Industrial And General Handling Services	1,936,000.00		1,936,000.00
WILSAM Pharmacy	345,100.00		345,100.00
Wilsam Pharmacy	119,000.00		119,000.00
Wilsam Pharmacy	119,000.00		119,000.00
Wiltech	34,800.00		34,800.00
Wiltech Communication Ltd	2,219,900.00		2,219,900.00
Wiltech Communication Printers Limited	1,376,000.00		1,376,000.00
Wiltech Communication Printers Limited	128,700.00		128,700.00
Winomed International Venture	1,182,000.00		1,182,000.00
Winstonola Services	578,100.00		578,100.00
Wisap Enterprises Ltd	705,700.00		705,700.00
Wiseline Hauliers Ltd	440,000.00		440,000.00
Wiseline Hauliers Ltd	302,000.00		302,000.00
Wisetech Enterprises	637,440.00		637,440.00
Wisetech Enterprises	308,000.00		308,000.00
Wisetech Enterprises	296,000.00		296,000.00
Wiskim Investments	97,500.00		97,500.00
Yakiyn International	6,048,000.00		6,048,000.00
Yakiyn International Limited	7,985,600.00		7,985,600.00
Yakiyn International Limited	6,048,000.00		6,048,000.00
Yakiyn International Ltd	9,760,000.00		9,760,000.00

EXECUTIVE OFFICE OF THE PRESIDENT VOTE 1011
Reports and Financial Statements For the year ended June 30, 2023

Yakiyn International Ltd	6,048,000.00		6,048,000.00
Yakiyn International Ltd	6,048,000.00		6,048,000.00
Yobran Investment	418,200.00		418,200.00
Zaas Enterprises	6,546,000.00		6,546,000.00
Zalien Ltd	109,560.00		109,560.00
Zidsel Enterprises	108,000.00		108,000.00
Abbish Investment	115,000.00		115,000.00
Swedish International	1,990,000.00		1,990,000.00
Transapla Limited	1,196,000.00		1,196,000.00
Watema Springs Limited	2,000,000.00		2,000,000.00
Watema Springs Limited	1,270,000.00		1,270,000.00
Sarova Woodlands Hotel & Spa	2,051,500.00		2,051,500.00
Kenya Institute Of Curriculum Dev.	1,047,800.00		1,047,800.00
Kenya Institute Of Curriculum Dev.	987,600.00		987,600.00
Kenya Institute Of Curriculum Dev.	1,500,300.00		1,500,300.00
Kcb Bank Kenya Ltd	3,282,851.05		3,282,851.05
Kenya Institute Of Curriculum Dev.	1,789,400.00		1,789,400.00
Kenya Institute Of Curriculum Dev.	1,337,100.00		1,337,100.00
Kenya School Of Government- Kabete	1,189,400.00		1,189,400.00
Kenya School Of Government	4,931,705.00		4,931,705.00
M/S Kicc	14,620,068.00		14,620,068.00
Lidarc Trading Agencies	1,980,000.00		1,980,000.00
Aquarius Solutions	989,000.00		989,000.00
Cambaric Investment	1,018,000.00		1,018,000.00
Cathoen Merchants	1,446,000.00		1,446,000.00
Cfao Motors Ltd	27,360,000.00		27,360,000.00
Diligent Solutions Ent. Ltd	1,990,000.00		1,990,000.00
Drucil Systems	1,590,000.00		1,590,000.00
Gladest Investments Ltd	990,000.00		990,000.00
M/S Jawange Agencies	1,971,000.00		1,971,000.00
Maswili Enterprises Ltd	2,328,000.00		2,328,000.00
Nkay Holdings Ltd	995,000.00		995,000.00
Nairobi Projectors Services Ltd	1,948,800.00		1,948,800.00
Nairobi Projections Services Ltd	2,143,680.00		2,143,680.00
Peartag Agencies	917,000.00		917,000.00
Peartag Agencies	575,000.00		575,000.00
Rosette Industries C/O Cabinet	842,500.00		842,500.00
Ryethan Ltd	630,000.00		630,000.00
Sarova Shaba Game Lodge	3,240,800.00		3,240,800.00
Sihellen Globe Services	1,808,100.00		1,808,100.00
Intersecure -O- Solutions	1,505,154.00		1,505,154.00
Antrace Enterprises	83,630.00		83,630.00

EXECUTIVE OFFICE OF THE PRESIDENT VOTE 1011
Reports and Financial Statements For the year ended June 30, 2023

Proto Energy Ltd	322,199.00		322,199.00
G.G Enterprises	384,780.00		384,780.00
Digital Mara	549,970.67		549,970.67
Cross Lead Holdings	757,500.00		757,500.00
Primetec General Merchants	1,348,600.00		1,348,600.00
Tajilan Enterprises Ltd	1,427,000.00		1,427,000.00
Marstone Investments	1,689,000.00		1,689,000.00
Fidelity Telcom Services Ltd	1,920,000.00		1,920,000.00
Fidelity Telcom Services Ltd	1,970,000.00		1,970,000.00
Isopharm Limited	2,602,000.00		2,602,000.00
Villa Surgicals & Equipments	3,744,260.00		3,744,260.00
Isopharm Limited	80,380,833.00		80,380,833.00
Blefadin Enterprises	950,000.00		950,000.00
Gelpha Limited	690,000.00		690,000.00
SUB TOTAL	5,332,080,702.54		5,332,080,702.54
SUPPLY OF SERVICES			
All Tymes Tents Limited	16,612,302.00		16,612,302.00
All Tymes Tents Limited	19,944,262.20		19,944,262.20
Belize Construction Company Ltd	1,537,860.00		1,537,860.00
Boicha Enterprises	2,423,600.00		2,423,600.00
Exsto Limited	769,210.00		769,210.00
Flight Center Travel Limited	12,228,900.00		12,228,900.00
Flight Center Travel Limited	7,785,795.00		7,785,795.00
Gaston Kenya Limited	462,143.05		462,143.05
Gimco Limited	3,997,991.00		3,997,991.00
Homeboyz Entertainment Limited	8,155,290.00		8,155,290.00
Kenyatta International Convention Centre	8239526.4		8239526.4
Lake Bogoria Spa Resort	1,086,750.00		1,086,750.00
Leech Investments Limited	2,999,932.00		2,999,932.00
Legend Management Limited	1,998,995.50		1,998,995.50
Mavuno(K) Automasters Limited	1,418,680.00		1,418,680.00
Nakuru Water Sanitation Services Company Limited	5,000,000.00		5,000,000.00
Nation Media Group Limited	1,000,000.00		1,000,000.00
Nouvelle Technology	3,473,090.00		3,473,090.00
Panaju Company Limited	1,642,830.00		1,642,830.00
Pruswald Enterprises	3,070,340.00		3,070,340.00
Pruswald Enterprises	2,862,250.00		2,862,250.00
Quest Interiors And Decor Limited	1,712,911.20		1,712,911.20
Radison Blue Hotel	180,000.00		180,000.00

EXECUTIVE OFFICE OF THE PRESIDENT VOTE 1011
Reports and Financial Statements For the year ended June 30, 2023

Sarova Panafric	10,950,500.00		10,950,500.00
Sarova Stanley	4,414,250.00		4,414,250.00
Sawan Solutions Limited	569,700.00		569,700.00
Smartways Holdings Limited	4,985,830.00		4,985,830.00
Sourcenet Systems Ltd	12,650,844.00		12,650,844.00
Suanir Equipment Company Limited	4,494,000.00		4,494,000.00
Aquarius Media	1,000,000.00		1,000,000.00
Digital Mara	2,780,000.00		2,780,000.00
Acacia Equipment Limited	1,440,000.00		1,440,000.00
Acacia Equipment Limited	1,440,000.00		1,440,000.00
Acacia Equipment Limited	4,416,000.00		4,416,000.00
Acacia Equipment Limited	1,092,000.00		1,092,000.00
Aende Group Limited	11,483,372.60		11,483,372.60
Aende Group Limited	11,400,770.60		11,400,770.60
Aende Group Ltd	11,538,938.80		11,538,938.80
Al Salaam Agencies Ltd	4,816,268.10		4,816,268.10
Al Salaam Agencies Ltd	4,655,259.00		4,655,259.00
Al Salaam Agencies Ltd	301,360.50		301,360.50
Al Salaam Agencies Ltd	7,807,457.70		7,807,457.70
Al Salaam Agencies Ltd	5,790,619.80		5,790,619.80
Al Salam Agencies Ltd	7,963,949.70		7,963,949.70
Al Salam Agencies Ltd	7,539,814.80		7,539,814.80
Al Salam Agencies Ltd	7,493,453.10		7,493,453.10
Alsalaam Agencies Ltd	4,673,762.10		4,673,762.10
Ambacross Enterprises	197,800.00		197,800.00
Ashuam Cleaning Ent,	3,316,000.00		3,316,000.00
Asiafric International Ltd	1,659,338.40		1,659,338.40
Bamburi Beach Hotel	1,125,000.00		1,125,000.00
Betabest Enterprises Limited	2,200,996.65		2,200,996.65
Bounty Supplies And Services Ltd	251,000.00		251,000.00
Bvacrose Company	993,085.00		993,085.00
Bvacrose Company	1,388,745.00		1,388,745.00
Bvacrose Company	1,252,153.00		1,252,153.00
C0nquest Holdings Ltd	24,371,200.00		24,371,200.00
C0nquest Holdings Ltd	17,878,800.00		17,878,800.00
Canaan East Company Limited	2,027,000.00		2,027,000.00
Canaan East Company Limited	1,375,500.00		1,375,500.00
Canaan East Company Ltd	457,600.00		457,600.00
Canaan East Nairobi	609,200.00		609,200.00
Cardioscope Medical Supplies Limited	933,500.00		933,500.00
Centreline Logistics	82,583,753.28		82,583,753.28
Centreline Logistics	79,010,445.48		79,010,445.48

EXECUTIVE OFFICE OF THE PRESIDENT VOTE 1011
Reports and Financial Statements For the year ended June 30, 2023

Centreline Logistics	1,248,357.60		1,248,357.60
Centreline Logistics Ltd	100,654,369.76		100,654,369.76
Colnet Limited	3,656,484.80		3,656,484.80
Colnet Limited	8,662,338.96		8,662,338.96
Colnet Ltd	13,477,079.66		13,477,079.66
DDG NMS	2,050,000.00		2,050,000.00
Decasa Hotel	87,500.00		87,500.00
Diani Reef Beach	975,000.00		975,000.00
Director General-National Youth Service	1,823,500.00		1,823,500.00
Easy Bins Enterprises	538,596.00		538,596.00
Egerton University	528,000.00		528,000.00
Engineering Development Limited	621,945.00		621,945.00
English Point Marina	1,316,000.00		1,316,000.00
Ethics & Integrity Institution	1,337,970.00		1,337,970.00
Extra Products Investment	1,275,000.00		1,275,000.00
Ezemak Refrigeration & Contractors Ltd	10,259,520.00		10,259,520.00
Fairbanks Limited	3,792,000.00		3,792,000.00
Fairbanks Limited	4,624,000.00		4,624,000.00
Finch Limited	6,067,394.97		6,067,394.97
Finch Limited	1,791,835.35		1,791,835.35
Finch Limited	6,035,184.00		6,035,184.00
Frattech Motors Limited	478,250.00		478,250.00
Galeen General Supplies	116,500.00		116,500.00
Garimex Commercial Enterprises	918,000.00		918,000.00
Gathy Energy Solution	1,336,936.00		1,336,936.00
General Motors East Africa	5,200,000.00		5,200,000.00
Ghokan Technical Services	848,000.00		848,000.00
Green Suha Ltd	5,862,644.30		5,862,644.30
Gwawi Investment Company Limited	20,492,500.00		20,492,500.00
Hamdan Investments Ltd	34,004,286.00		34,004,286.00
Hamdan Investments Ltd	3,514,500.00		3,514,500.00
Hamdan Investments Ltd	16,559,118.00		16,559,118.00
Hamdan Investments Ltd	15,149,359.80		15,149,359.80
Hamdan Investments Ltd	2,879,500.81		2,879,500.81
Hatari Security Service	1,624,000.00		1,624,000.00
Hatari Security Service	1,624,000.00		1,624,000.00
Hatari Security Guard	368,880.00		368,880.00
Hewatele	6,500.00		6,500.00
Hewatele	1,785,400.00		1,785,400.00
Hewatele	2,196,000.00		2,196,000.00
Hewatele	95,500.00		95,500.00

EXECUTIVE OFFICE OF THE PRESIDENT VOTE 1011
Reports and Financial Statements For the year ended June 30, 2023

Hewatele	116,000.00		116,000.00
Hewatele	1,300.00		1,300.00
Hewatele	6,500.00		6,500.00
Hewatele	2,700.00		2,700.00
Hewatele	1,300.00		1,300.00
Hewatele	3,200.00		3,200.00
Hewatele	1,300.00		1,300.00
Hewatele	1,300.00		1,300.00
Hewatele	20,300.00		20,300.00
Hewatele	1,300.00		1,300.00
Hewatele	3,900.00		3,900.00
Hewatele	1,300.00		1,300.00
Hewatele	3,900.00		3,900.00
Hewatele	2,000.00		2,000.00
Hewatele	20,300.00		20,300.00
Hewatele	1,300.00		1,300.00
Hewatele	1,300.00		1,300.00
Hewatele	1,300.00		1,300.00
Hewatele	20,300.00		20,300.00
Hewatele	2,600.00		2,600.00
Hewatele	40,600.00		40,600.00
Hewatele	4,600.00		4,600.00
Hewatele	3,300.00		3,300.00
Hewatele	1,300.00		1,300.00
Hewatele	20,300.00		20,300.00
Hewatele	4,000.00		4,000.00
Hewatele	2,600.00		2,600.00
Hewatele	40,600.00		40,600.00
Hewatele	10,600.00		10,600.00
Hewatele	60,900.00		60,900.00
Hewatele	20,400.00		20,400.00
Hewatele	1,300.00		1,300.00
Hewatele	2,700.00		2,700.00
Hewatele	20,300.00		20,300.00
Hewatele	3,300.00		3,300.00
Hewatele	20,300.00		20,300.00
Hewatele	11,800.00		11,800.00
Hewatele	700.00		700.00
Hewatele	20,300.00		20,300.00
Hewatele	2,400.00		2,400.00
Hewatele	20,300.00		20,300.00
Hewatele	2,600.00		2,600.00

EXECUTIVE OFFICE OF THE PRESIDENT VOTE 1011
Reports and Financial Statements For the year ended June 30, 2023

Hewatele	3,300.00		3,300.00
Hewatele	1,400.00		1,400.00
Hewatele	700.00		700.00
Hewatele	2,000.00		2,000.00
Hewatele	1,300.00		1,300.00
Hewatele	2,000.00		2,000.00
Hewatele	5,400.00		5,400.00
Hewatele	3,300.00		3,300.00
Hewatele	20,300.00		20,300.00
Hewatele	2,600.00		2,600.00
Hewatele	7,200.00		7,200.00
Hewatele	4,400.00		4,400.00
Hewatele	12,000.00		12,000.00
Hewatele	2,600.00		2,600.00
Hewatele	2,700.00		2,700.00
Hewatele	22,900.00		22,900.00
Hewatele	20,300.00		20,300.00
Hewatele	1,300.00		1,300.00
Hewatele	2,700.00		2,700.00
Hewatele	2,700.00		2,700.00
Hewatele	15,000.00		15,000.00
Hewatele	40,600.00		40,600.00
Hewatele	22,200.00		22,200.00
Hewatele	1,300.00		1,300.00
Hewatele	1,300.00		1,300.00
Hewatele	700.00		700.00
Hewatele	2,000.00		2,000.00
Hewatele	700.00		700.00
Hewatele	20,300.00		20,300.00
Hewatele	1,300.00		1,300.00
Hewatele	5,700.00		5,700.00
Hewatele	40,600.00		40,600.00
Hewatele	20,300.00		20,300.00
Hewatele	3,400.00		3,400.00
Hewatele	700.00		700.00
Hewatele	20,300.00		20,300.00
Hewatele	2,600.00		2,600.00
Hewatele	10,000.00		10,000.00
Hewatele	101,500.00		101,500.00
Hewatele	28,400.00		28,400.00
Hewatele	7,700.00		7,700.00
Hewatele	3,400,000.00		3,400,000.00

EXECUTIVE OFFICE OF THE PRESIDENT VOTE 1011
Reports and Financial Statements For the year ended June 30, 2023

Hewatele	10,300.00		10,300.00
Hewatele	17,500.00		17,500.00
Hewatele	9,800.00		9,800.00
Hewatele	5,600.00		5,600.00
Hewatele	4,600.00		4,600.00
Hewatele	7,900.00		7,900.00
Hewatele	17,500.00		17,500.00
Hewatele	2,600.00		2,600.00
Hewatele	1,300.00		1,300.00
Hewatele	3,200.00		3,200.00
Hewatele	1,300.00		1,300.00
Hewatele	2,700.00		2,700.00
Higiro Construction & Supplies Ltd	1,581,873.30		1,581,873.30
Hill Court Resort And Spa Ltd	920,000.00		920,000.00
Humeiras Con & Supplies Ltd	8,238,024.00		8,238,024.00
Humeiras Construction & Supplies Ltd	21,584,000.00		21,584,000.00
Humeiras Construction & Supplies Ltd	20,544,000.00		20,544,000.00
Humeiras Construction Co. Ltd	19,928,000.00		19,928,000.00
Humeras Construction And Supplies	827,055.70		827,055.70
Humeras Construction And Supplies	431,388.00		431,388.00
Humeras Construction And Supplies	8,220,348.00		8,220,348.00
Humeras Construction And Supplies	3,364,444.00		3,364,444.00
J W Mwangi Enterprises Ltd	118,667.50		118,667.50
J W Mwangi Enterprises Ltd	21,864,220.00		21,864,220.00
J W Mwangi Enterprises Ltd	177,922.50		177,922.50
J W Mwangi Enterprises Ltd	933,555.00		933,555.00
J W Mwangi Enterprises Ltd	861,767.00		861,767.00
J W Mwangi Enterprises Ltd	312,518.00		312,518.00
J W Mwangi Enterprises Ltd	205,887.50		205,887.50
J W Mwangi Enterprises Ltd	192,552.50		192,552.50
Jamahir Investment Ltd	5,777,406.00		5,777,406.00
Jamahir Investment Ltd	5,578,550.10		5,578,550.10
Jamahir Investments Limited	3,527,644.50		3,527,644.50
Jamahir Investments Limited	1,686,966.00		1,686,966.00
Jane Wangari Mwangi Enterprises Ltd	3,829,997.50		3,829,997.50
Janton Investments Ltd	2,784,000.00		2,784,000.00
Janton Investments Ltd	2,016,000.00		2,016,000.00
Karma	131,660.00		131,660.00
Karmax Enterprises	628,740.00		628,740.00
Kcb Leadership Centre	1,086,530.00		1,086,530.00
Kcb Leadership Centre	642,000.00		642,000.00
Kcb Leadership Centre	2,275,820.00		2,275,820.00

EXECUTIVE OFFICE OF THE PRESIDENT VOTE 1011
Reports and Financial Statements For the year ended June 30, 2023

Kenice Investment Ltd	1,768,000.00		1,768,000.00
Kenya Power & Lighting Company Limited	21,055,723.00		21,055,723.00
Kenya Power & Lighting Company	205,900,000.00		205,900,000.00
Kenya Power And Lighting Co. Limited	3,236,571.00		3,236,571.00
Kenya Power Lighting Co	143,120,580.00		143,120,580.00
Kenya Revenue Authority	1,436,342.00		1,436,342.00
Kenya School Of Government	2,128,600.00		2,128,600.00
Kenya School Of Monetary Studies	174,000.00		174,000.00
Kenya Veterinary Association	390,000.00		390,000.00
Kicc	3,179,850.00		3,179,850.00
Klinton Productions & Engineering Limited	18,376,000.00		18,376,000.00
Klinton Productions & Engineering Limited	19,632,000.00		19,632,000.00
Klinton Productions & Engineering Limited	20,240,000.00		20,240,000.00
Klinton Productions And Engineering Limited	19,932,000.00		19,932,000.00
Korbash TRADERS	11,440,000.00		11,440,000.00
Korbash TRADERS	11,792,000.00		11,792,000.00
Korbash Traders Limited	4,562,800.00		4,562,800.00
Korbash Traders Limited	1,628,315.90		1,628,315.90
Korbash Traders Limited	13,376,000.00		13,376,000.00
Korbash Traders Limited	7,429,385.70		7,429,385.70
Korbash Traders Ltd	377,824.50		377,824.50
Korbash Traders Ltd	115,322.40		115,322.40
Korbash Traders Ltd	11,061,733.50		11,061,733.50
Korbash Traders Ltd	14,600,000.00		14,600,000.00
Korbash Traders Ltd	11,728,000.00		11,728,000.00
Korbash Traders Ltd	9,822,855.60		9,822,855.60
KPLC	316,594.00		316,594.00
Krishna Chemists	750,000.00		750,000.00
KSG	1,116,500.00		1,116,500.00
KSG	1,324,320.00		1,324,320.00
KSG	444,628.00		444,628.00
KSMS	274,920.00		274,920.00
Lake Naivasha Resort Limited	306,000.00		306,000.00
Landmark Service Station Ltd	15,740,000.00		15,740,000.00
Landmark Service Station Ltd	14,284,800.00		14,284,800.00
Langata Hotel Development	76,000.00		76,000.00
Lawnico Construction Co. Ltd	5,173,700.00		5,173,700.00
Lawnico Construction Co. Ltd	9,901,850.00		9,901,850.00

EXECUTIVE OFFICE OF THE PRESIDENT VOTE 1011
Reports and Financial Statements For the year ended June 30, 2023

Lawnico Construction Co. Ltd	7,183,330.00		7,183,330.00
Maanzoni Lodge Ltd	191,400.00		191,400.00
Machakos Technical Institute	1,900,700.00		1,900,700.00
Machakos University College	1,846,000.00		1,846,000.00
Mainscott Ventures	2,275,000.00		2,275,000.00
Mara Daima Ent Ltd	13,907,500.00		13,907,500.00
Mara Daima Enterprises	15,430,000.00		15,430,000.00
Mara Daima Enterprises Limited	16,308,000.00		16,308,000.00
Mara Daima Enterprises Ltd	18,308,000.00		18,308,000.00
Markitech	1,651,309.44		1,651,309.44
Markitech Suppliers Ltd	33,716,698.80		33,716,698.80
Markitech Supplies Ltd	9,829,219.00		9,829,219.00
Markitech Supplies Ltd	35,758,816.00		35,758,816.00
Masterlink Engineering	1,195,670.00		1,195,670.00
Maxtar Retal Solution & Supplies Ltd	1,300,046.00		1,300,046.00
Media Max Network	324,800.00		324,800.00
Mediamax Network Ltd	162,400.00		162,400.00
Medquip Limited	791,200.00		791,200.00
Medquip Limited	205,300.00		205,300.00
Milano Agencies	7,309,687.46		7,309,687.46
Ministry Of Roads And Public Works	100,000,000.00		100,000,000.00
Moto Link Ltd	4,800,000.00		4,800,000.00
Movenpick Caterers	483,800.00		483,800.00
Movenpick Caterers	5,586,300.00		5,586,300.00
Movenpick Caterers	2,923,200.00		2,923,200.00
Nat Fire Company	534,000.00		534,000.00
Nat Fire Company	334,000.00		334,000.00
National Youth Service	2,641,030.00		2,641,030.00
National Youth Service	3,539,730.00		3,539,730.00
National Youth Service	2,975,713.00		2,975,713.00
Nation Media	196,070.00		196,070.00
Nation Media Group Limited	1,096,680.00		1,096,680.00
Nation Media Group Limited	196,070.00		196,070.00
National Youth Service	43,234,877.50		43,234,877.50
National Youth Service	25,351,684.00		25,351,684.00
National Youth Service	4,022,618.42		4,022,618.42
National Youth Services	23,608,999.80		23,608,999.80
National Youth Services	2,791,644.40		2,791,644.40
National Youth Services	2,436,950.00		2,436,950.00
National Youth Services	76,914,480.00		76,914,480.00
National Youth Services	2,277,150.00		2,277,150.00
National Youth Services	2,213,523.60		2,213,523.60

EXECUTIVE OFFICE OF THE PRESIDENT VOTE 1011
Reports and Financial Statements For the year ended June 30, 2023

National Youth Services	2,119,888.40		2,119,888.40
National Youth Services	39,293,134.60		39,293,134.60
National Youth Services	1,885,640.00		1,885,640.00
National Youth Services	56,107,463.00		56,107,463.00
Nectar Villa	2,633,312.50		2,633,312.50
Njigu Ventures Limited	58,571,921.40		58,571,921.40
Njigu Ventures Limited	39,762,702.00		39,762,702.00
Njigu Ventures Ltd	61,756,002.00		61,756,002.00
Njigu Ventures Ltd	52,390,030.00		52,390,030.00
Njigu Ventures Ltd	47,050,434.00		47,050,434.00
Njigu Ventures Ltd	24,332,670.00		24,332,670.00
NYS	6,528,280.00		6,528,280.00
NYS	5,499,871.50		5,499,871.50
NYS	5,414,758.89		5,414,758.89
NYS	1,905,110.00		1,905,110.00
NYS	3,214,819.00		3,214,819.00
Obotech Solutions Limited	413,000.00		413,000.00
Olari Supplies Ltd	408,911.80		408,911.80
Oleb Co Ltd	117,280.00		117,280.00
Parrot Concepts	6,767,702.00		6,767,702.00
Perma Structural Eng Co. Ltd	912,457.00		912,457.00
Perma Structural Eng Co. Ltd	9,622,350.00		9,622,350.00
Perma Structural Eng Co. Ltd	916,341.80		916,341.80
Perma Structural Engineering Co Limited	20,320,000.00		20,320,000.00
Perma Structural Engineering Co. Ltd	717,739.44		717,739.44
Perma Structural Engineering Co. Ltd	964,039.56		964,039.56
Perma Structural Engineering Co. Ltd	923,142.00		923,142.00
Perma Structural Engineering Co. Ltd	53,494,974.00		53,494,974.00
Perma Structural Engineering Co. Ltd	23,796,000.00		23,796,000.00
Perma Structural Engineering Co. Ltd	12,757,835.00		12,757,835.00
Perma Structural Engineering Co. Ltd	6,885,533.50		6,885,533.50
Perma Structural Engineering Co. Ltd	4,520,304.00		4,520,304.00
Perma Structural Engineering Co. Ltd	2,044,139.00		2,044,139.00
Perma Structural Engineering Co. Ltd	1,616,992.00		1,616,992.00
Perma Structural Engineering Co. Ltd	275,957.88		275,957.88
Perma Structural Engineering Co. Ltd	1,477,331.68		1,477,331.68
Perma Structural Engineering Co. Ltd	853,275.50		853,275.50
Perma Structural Engineering Co. Ltd	711,510.00		711,510.00
Petmark Agencies	1,770,667.00		1,770,667.00
Petmark Agencies	54,950,762.00		54,950,762.00
Petmark Agencies	9,369,356.00		9,369,356.00

EXECUTIVE OFFICE OF THE PRESIDENT VOTE 1011
Reports and Financial Statements For the year ended June 30, 2023

Petmark Agencies	29,700,515.00		29,700,515.00
Petmark Agencies	31,942,933.00		31,942,933.00
Petmark Agencies	9,432,522.00		9,432,522.00
Petmark Agencies	1,770,667.00		1,770,667.00
Petmark Agencies	38,536,605.60		38,536,605.60
Petmark Agencies	16,395,689.00		16,395,689.00
Philippe Courdin Limited	15,309,687.00		15,309,687.00
Pillarstone Environmental Services	1,734,849.90		1,734,849.90
Prideinn Flamingo Beach Resort Limited	796,500.00		796,500.00
Prideinn Flamingo Beach Resort Limited	787,500.00		787,500.00
Prideinn Hotel And Investment Limited	602,000.00		602,000.00
Prideinn Paradise Beach Resort & Spa	619,200.00		619,200.00
Prideinn Paradise Beach Resort & Spa	688,300.00		688,300.00
Primate Tours	825,225.00		825,225.00
Principal Secretary-State Dept For Broadcasting And Telecommunication	233,669.00		233,669.00
Print Maxim	700,000.00		700,000.00
Ps-State Department For Public Service	591,683,221.00		591,683,221.00
Radio Africa Ltd	1,624,000.00		1,624,000.00
Radio Jambo	1,461,762.40		1,461,762.40
Rainbow Ruiru Resort	595,000.00		595,000.00
Rawil Tours	1,761,000.00		1,761,000.00
Reinite Company Limited	77,520.00		77,520.00
Safaricom Limited	4,837,000.00		4,837,000.00
Safaricom Limited	4,816,000.00		4,816,000.00
Safaricom Limited	2,432,000.00		2,432,000.00
Sarova Whitesands Beach Resort & Spa	616,500.00		616,500.00
Sautiline Limited	1,610,300.00		1,610,300.00
Sautiline Limited	7,788,480.00		7,788,480.00
Sautiline Limited	5,928,000.00		5,928,000.00
Sautiline Limited	5,178,600.00		5,178,600.00
Sautiline Limited	4,681,600.00		4,681,600.00
Sautiline Limited	2,040,800.00		2,040,800.00
Sautiline Limited	5,064,100.00		5,064,100.00
Sautiline Limited	4,268,900.00		4,268,900.00
Sautiline Limited	2,030,600.00		2,030,600.00
Sautiline Limited	1,939,100.00		1,939,100.00
Silicon Hub Limited	4,041,909.90		4,041,909.90
Silicon Hub Limited	2,569,651.20		2,569,651.20
Silicon Hub Ltd	21,692,256.30		21,692,256.30

EXECUTIVE OFFICE OF THE PRESIDENT VOTE 1011
Reports and Financial Statements For the year ended June 30, 2023

Silicon Hub Ltd	19,272,110.40		19,272,110.40
Silicon Hub Ltd	9,667,914.09		9,667,914.09
Silicon Hub Ltd	4,216,535.10		4,216,535.10
Solid Waste Collectors Co.	11,265,000.00		11,265,000.00
Solid Waste Collectors Co.	12,448,800.00		12,448,800.00
Solid Waste Collectors Co.	11,384,800.00		11,384,800.00
Solid Waste Collectors Company	6,596,800.00		6,596,800.00
Solid Waste Collectors Company	13,512,800.00		13,512,800.00
Solid Waste Collectors Company	13,087,200.00		13,087,200.00
Solid Waste Collectors Company	12,608,400.00		12,608,400.00
Solid Waste Collectors Company	12,448,800.00		12,448,800.00
Solid Waste Collectors Company	11,890,200.00		11,890,200.00
Solid Waste Collectors Company	11,265,100.00		11,265,100.00
Solid Waste Collectors Company	10,573,500.00		10,573,500.00
Solid Waste Collectors Company	10,320,800.00		10,320,800.00
Solid Waste Collectors Company	6,596,800.00		6,596,800.00
Solid Waste Collectors Company	13,512,800.00		13,512,800.00
Standard Group	216,920.00		216,920.00
Standard Group Limited	2,019,676.00		2,019,676.00
Standard Group Limited	177,480.00		177,480.00
Strulink Africa Ventures	12,225,824.64		12,225,824.64
Sun Developers Limited	3,114,000.00		3,114,000.00
Susan Mangeni Injete	68,439.95		68,439.95
Telkom Kenya	2,832,720.00		2,832,720.00
Telkom Kenya	2,320,000.00		2,320,000.00
Telkom Kenya Limited	2,900,000.00		2,900,000.00
Tema Homecare	17,353,412.83		17,353,412.83
Tema Homecare	10,765,586.63		10,765,586.63
Tema Homecare	10,733,942.05		10,733,942.05
Tema Homecare Co. Ltd	1,046,558.70		1,046,558.70
The Star Publication	684,028.00		684,028.00
Toyota Kenya Ltd	42,500.00		42,500.00
Toyota Kenya Motors Limited	129,591.98		129,591.98
Toyota Kenya Motors Limited	37,399.00		37,399.00
Trawell Company Limited	444,161.00		444,161.00
University Of Nairobi Enterprises And Services Limited	24,838,793.86		24,838,793.86
Utalii Hotel	378,900.00		378,900.00
V - Max Enterprises Limited	7,040,547.00		7,040,547.00
V - Max Enterprises Limited	3,684,505.00		3,684,505.00
V Max Enterprises Ltd	2,577,141.00		2,577,141.00
Vineyard Holdings (Ea) Limited	2,126,670.00		2,126,670.00

EXECUTIVE OFFICE OF THE PRESIDENT VOTE 1011
Reports and Financial Statements For the year ended June 30, 2023

Vineyard Holdings (Ea) Limited	2,017,610.00	2,017,610.00
Vineyard Holdings (Ea) Limited	1,330,000.00	1,330,000.00
Vineyard Holdings (Ea) Limited	1,267,800.00	1,267,800.00
Vineyard Holdings (Ea) Limited	859,900.00	859,900.00
Vineyard Holdings (Ea) Limited	532,000.00	532,000.00
Vineyard Holdings Ea Limited	6,171,200.00	6,171,200.00
Vineyard Holdings Ea Limited	744,800.00	744,800.00
Vintage Pro Limited	250,000.00	250,000.00
V-Max Enterprises Limited	4,767,924.60	4,767,924.60
V-Max Enterprises Limited	1,036,328.40	1,036,328.40
V-Max Enterprises Ltd	5,058,846.90	5,058,846.90
V-Max Enterprises Ltd	4,991,096.70	4,991,096.70
VOI Electricals	121,160.00	121,160.00
Wakiwa Co. Ltd	4,750,200.00	4,750,200.00
Wakiwa Co. Ltd	4,698,000.00	4,698,000.00
Wakiwa Co. Ltd	4,616,800.00	4,616,800.00
Walisor Housekeepers Investments	4,928,220.00	4,928,220.00
Waydon Investment Limited	749,182.50	749,182.50
Waydon Investments	3,596,242.50	3,596,242.50
Waydon Investments	795,060.00	795,060.00
Waydon Investments	658,575.00	658,575.00
Waydon Investments Ltd	49,885,762.50	49,885,762.50
Waydon Investments Ltd	15,392,000.00	15,392,000.00
Waydon Investments Ltd	4,178,812.50	4,178,812.50
Waydon Investments Ltd	528,817.50	528,817.50
Wildlife Research	619,440.00	619,440.00
Wildlife Research	261,603.20	261,603.20
Zafy (K) Limited	25,224,000.00	25,224,000.00
Zafy K Limited	25,024,000.00	25,024,000.00
Zafy K Limited	22,704,000.00	22,704,000.00
Zafy Li Limited	24,664,000.00	24,664,000.00
Zapest East Africa Ltd	492,160.00	492,160.00
Zeyana Enterprises	7,622,275.50	7,622,275.50
Zeyana Enterprises Limited	8,993,735.10	8,993,735.10
Zeyana Enterprises Limited	8,680,751.10	8,680,751.10
Walisor Housekeepers Investments	933,100.00	933,100.00
Softspot Investments Ltd	4,942,500.00	4,942,500.00
Walisor Housekeeper Investments	1,932,420.00	1,932,420.00
Nairobi Projectors Ltd	974,400.00	974,400.00
Kenya International Conference Centre	4,008,960.00	4,008,960.00
Nairobi Projectors Services Ltd	1,364,160.00	1,364,160.00
Kenyatta Int'l Convention Centre	7,919,373.00	7,919,373.00

EXECUTIVE OFFICE OF THE PRESIDENT VOTE 1011
Reports and Financial Statements For the year ended June 30, 2023

Kenya Institute Of Curriculum Dev.	1,040,900.00		1,040,900.00
Kenyatta Int'l Convention Centre	3,550,000.00		3,550,000.00
Keydidah Designs Ltd	1,016,000.00		1,016,000.00
Kamumu Bins Company	1,989,196.00		1,989,196.00
SUBTOTAL	4,012,731,099.07		4,012,731,099.07
CONSTRUCTION OF CIVIL WORKS			
Amazon Brother Limited	675,140.00		675,140.00
Beautyforth Enterprises Limited	2,646,000.00		2,646,000.00
Beautyforth Enterprises Limited	2,054,580.00		2,054,580.00
Blue Valley Enterprises Limited	7,344,000.00		7,344,000.00
Classic East African (E.A) Limited	1,136,789.00		1,136,789.00
Giwells Limited	817,860.00		817,860.00
Tiff East Africa Limited	1,119,399.00		1,119,399.00
Tripex Enterprises Limited	1,183,000.00		1,183,000.00
Unified Total Solutions Limited	3,000,000.00		3,000,000.00
Vorrat Limited	2,650,000.00		2,650,000.00
Worldmate Travel And Tour Company Ltd	5,731,077.00		5,731,077.00
X-Ceptions Autoworks Limited	2,912,000.00		2,912,000.00
X-Ceptions Autoworks Limited	1,600,000.00		1,600,000.00
Acsys Engineering Ltd	4,545,541.00		4,545,541.00
Admo Construction	3,691,660.00		3,691,660.00
Allmed Medical Supplies	1,395,495.00		1,395,495.00
Allmed Medical Supplies	585,100.00		585,100.00
Always Global Distributors Ltd	3,178,572.00		3,178,572.00
Amas Trading Co.	4,741,536.00		4,741,536.00
Amas Trading Co. Ltd	3,506,555.00		3,506,555.00
Aptus Connect Consultant	3,384,337.00		3,384,337.00
Aptus Connect Consultants Ltd	10,568,018.00		10,568,018.00
Arid Lands Construction Limited	8,417,851.85		8,417,851.85
Beams Construction And Supplies	11,126,232.80		11,126,232.80
Bephat Enterprises Limited	26,724,895.50		26,724,895.50
Bishin Transporters	14,746,114.88		14,746,114.88
Bizrate Enterprises	34,386,697.00		34,386,697.00
Blue Lotus Agencies	2,995,000.00		2,995,000.00
Bricate Development Limited	17,049,308.80		17,049,308.80
Broad Vision	1,350,050.00		1,350,050.00
Bulsho Investment Ltd	23,313,567.00		23,313,567.00
Calibeth Holdings	11,518,403.28		11,518,403.28
Cantam Investment	14,580,000.00		14,580,000.00

EXECUTIVE OFFICE OF THE PRESIDENT VOTE 1011
Reports and Financial Statements For the year ended June 30, 2023

Castan Enterprises Ltd	28,522,288.80	28,522,288.80
Cdn Solutions	7,300,990.00	7,300,990.00
Center Star Co. Ltd	4,668,198.00	4,668,198.00
Chedali Construction Ltd	6,011,477.00	6,011,477.00
China Road And Bridge	470,726,341.49	470,726,341.49
China Road And Bridge	108,470,247.38	108,470,247.38
China Road And Bridge Corporation	248,901,200.00	248,901,200.00
Clanita Enterprises Ltd	9,001,169.50	9,001,169.50
Cykka Works Ltd	4,640,591.90	4,640,591.90
Dantech Motors Limited	2,310,000.00	2,310,000.00
Dantech Motors Ltd	2,310,000.00	2,310,000.00
Dantech Motors Ltd	2,430,700.00	2,430,700.00
Davcomltd	7,107,876.89	7,107,876.89
Davcon Limited	37,006,041.60	37,006,041.60
Davcon Limited	6,751,200.00	6,751,200.00
Democo Supplies Ltd	3,197,893.00	3,197,893.00
Diston Investment Limited	20,054,860.40	20,054,860.40
East Builders Limited	9,632,512.35	9,632,512.35
East Builders	6,940,097.02	6,940,097.02
Eastern Comtec	3,945,000.00	3,945,000.00
Elegant General Contractors Ltd	3,315,697.20	3,315,697.20
Elegant General Contractors Ltd	3,779,467.30	3,779,467.30
Elite Intelligence Traffic Systems	10,078,832.00	10,078,832.00
Elite Paka Services Ltd	299,346.70	299,346.70
Elite Paka Services Ltd	950,577.00	950,577.00
Elite Paka Services Ltd	674,701.00	674,701.00
Elite Paka Services Ltd	1,363,348.00	1,363,348.00
Elite Paka Services Ltd	1,217,710.00	1,217,710.00
Emerging Concept International Limited	4,915,366.91	4,915,366.91
En Boundless Ltd	12,768,056.00	12,768,056.00
Equip Agencies Limited	90,521,412.00	90,521,412.00
Fidelity Telcom Services	1,970,000.00	1,970,000.00
Fine Engineering	1,926,031.00	1,926,031.00
Frankim Construction Ltd	3,644,056.70	3,644,056.70
Frankin Construction	1,498,877.52	1,498,877.52
Gelshamer Investment	2,859,253.00	2,859,253.00
Gemlyn Enterprises	2,692,377.40	2,692,377.40
Geolex Electrical Services	550,480.00	550,480.00
Geomark Construction Ltd	3,322,039.00	3,322,039.00
Gilberson Trading Company	2,194,741.00	2,194,741.00
Gilberson Trading Company	1,296,085.00	1,296,085.00

EXECUTIVE OFFICE OF THE PRESIDENT VOTE 1011
Reports and Financial Statements For the year ended June 30, 2023

Ginard Construction Company	5,808,362.00	5,808,362.00
Goodwinds Enterprises	2,601,658.00	2,601,658.00
Great Lakes	5,166,569.00	5,166,569.00
Greenbase Utilities	4,585,541.55	4,585,541.55
Greenmount Construction Limited	19,229,227.00	19,229,227.00
Greenpool Engineering Ltd	11,657,540.06	11,657,540.06
Gurey Africa Ltd	22,462,849.52	22,462,849.52
H.K Builders General Contractor Ltd	3,110,504.00	3,110,504.00
Hardl Enterprises	48,084,116.00	48,084,116.00
Harmonix Holding Co.	4,026,305.00	4,026,305.00
Harris General Supplies	17,739,742.54	17,739,742.54
Hatari Security	4,113,170.70	4,113,170.70
Ignation Merchants Ltd	1,855,845.00	1,855,845.00
Intertractor Company Limited	63,250,000.00	63,250,000.00
Intertractor Company Ltd	63,250,000.00	63,250,000.00
Intertractor Company Ltd	63,250,000.00	63,250,000.00
Intertractor Company Ltd	63,250,000.00	63,250,000.00
Jags International	2,967,022.00	2,967,022.00
Jeo Investments	2,945,820.00	2,945,820.00
Jewel Touch	11,144,373.00	11,144,373.00
Jewel Touch Investment Ltd	12,120,709.02	12,120,709.02
Joint Commercial Supplies	1,960,849.20	1,960,849.20
Jomumu Building And General Renovators	13,268,590.00	13,268,590.00
Joyanca Business Solution	13,378,502.35	13,378,502.35
Jubilee Classical Enterprises	1,233,799.00	1,233,799.00
Jusavi General Supplies	5,431,733.65	5,431,733.65
Kabira Ventures Ltd	1,894,071.00	1,894,071.00
Karma Enterprises	378,840.00	378,840.00
Kenya Airport Services	7,167,897.00	7,167,897.00
Kenya Power & Lighting Company Limited	13,707,904.42	13,707,904.42
Kenya Power & Lighting Company Limited	4,385,848.00	4,385,848.00
Kiango Construction Co Ltd	8,433,501.31	8,433,501.31
Kiango General Supplies Ltd	2,439,947.00	2,439,947.00
Kualam Limited	8,750,995.00	8,750,995.00
Kualam Limited	3,373,806.00	3,373,806.00
Kualam Ltd	2,236,183.00	2,236,183.00
Kualam Ltd	11,927,339.00	11,927,339.00
Kualam Ltd	292,182.00	292,182.00
Kualam Ltd	8,327,957.00	8,327,957.00
Lakezal Enterprises Limited	91,305.35	91,305.35

EXECUTIVE OFFICE OF THE PRESIDENT VOTE 1011
Reports and Financial Statements For the year ended June 30, 2023

Laton Engineering Ltd	3,430,000.00	3,430,000.00
Limish Logistics	1,394,193.20	1,394,193.20
Linton Civil Engineering Ltd	14,463,590.00	14,463,590.00
M/S Great Lakes International Ltd	3,047,898.00	3,047,898.00
Magnate Ventures Ltd	14,482,320.64	14,482,320.64
Manje Company Ltd	7,499,627.61	7,499,627.61
Matson General	40,171,500.00	40,171,500.00
Mediatrix Solutions	860,400.00	860,400.00
Mediatrix Solutions	428,100.00	428,100.00
Metropolitan Engineering Limited	10,973,747.80	10,973,747.80
Metropolitan Engineering Limited	996,394.00	996,394.00
Mick Builders	4,383,954.65	4,383,954.65
Milgen General Supplies	1,186,000.00	1,186,000.00
Mollmag Investments	7,035,568.20	7,035,568.20
Mollmag Investments	8,635,893.00	8,635,893.00
Multiline Services Limited	2,557,523.00	2,557,523.00
Mutindi General Contractors Ltd	4,611,793.00	4,611,793.00
Mwanyani Builders	321,396.00	321,396.00
Mymac Company Ltd	2,597,525.00	2,597,525.00
Nakim Merchants & Contractors Ltd	2,339,409.00	2,339,409.00
Nakims Merchants And Contractors Ltd	6,627,230.00	6,627,230.00
Naya Electroworks	2,160,195.00	2,160,195.00
Nelka Regional Ventures	19,777,710.81	19,777,710.81
Nginu Power Engineering (Ea) Ltd	3,456,625.00	3,456,625.00
Nginu Power Engineering (Ea) Ltd	4,831,153.00	4,831,153.00
Noordin Enterprises Limited	9,151,356.00	9,151,356.00
Nortis Supplies	9,942,325.00	9,942,325.00
Norton Engineering Co Ltd	4,080,181.00	4,080,181.00
Nyoro Construction Company Limited	32,526,806.77	32,526,806.77
Onpoint Inetrios Limited	3,000,000.00	3,000,000.00
Pawu Ventures	8,865,700.00	8,865,700.00
Pecar Investment Limited	20,122,369.20	20,122,369.20
Peleko Enterprises Ltd	4,599,228.90	4,599,228.90
Pemu Engineering & Equipments Limited	1,410,102.08	1,410,102.08
Pemu Engineering & Equip Ltd	7,410,689.00	7,410,689.00
Pemu Engineering And Equipments Ltd	4,508,452.00	4,508,452.00
Petmart Services	4,979,822.58	4,979,822.58
Petmart Services Limited	16,783,025.60	16,783,025.60
Phemu General Enterprises Limited	7,986,247.00	7,986,247.00
Plea International (K) Co. Ltd	7,168,378.00	7,168,378.00

EXECUTIVE OFFICE OF THE PRESIDENT VOTE 1011
Reports and Financial Statements For the year ended June 30, 2023

Qaana Contractors Limited	21,121,522.00		21,121,522.00
Quartorze Limited	12,487,076.80		12,487,076.80
Raia Investments	21,365,514.81		21,365,514.81
Rajwa Company Limited	7,456,195.37		7,456,195.37
RELIANCE CITY Housing CO LTD	11,907,516.26		11,907,516.26
Remera Investments Limited	9,176,907.46		9,176,907.46
Remork Limited	652,300.00		652,300.00
Rocan Alpha Timber & Hardware	2,977,188.00		2,977,188.00
Rume Ventures	3,744,862.00		3,744,862.00
Rupami Enterprise Ltd	13,665,135.09		13,665,135.09
Rware Technical Services Ltd	18,832,966.79		18,832,966.79
Salano And Sons Enterprises	1,830,274.00		1,830,274.00
Seo And Sons Limited	8,533,971.00		8,533,971.00
Shalfa Holdings Ltd	29,182,620.00		29,182,620.00
Shalfa Holdings Ltd	120,497,956.00		120,497,956.00
Shamu Limited	485,425.00		485,425.00
Shashafey Enterprises Ltd	9,663,419.82		9,663,419.82
Sivad Construction Co. Ltd	6,082,995.00		6,082,995.00
Skytex Group Limited	18,009,374.82		18,009,374.82
Soleca Developers & Construction Company	46,764,673.00		46,764,673.00
Steam Electronics	369,567.00		369,567.00
Steam Electronics	2,545,069.00		2,545,069.00
Tacoma General Co. Ltd	27,856,339.43		27,856,339.43
Telemart Ltd	2,727,431.31		2,727,431.31
Three Diamonds Construction	7,751,614.55		7,751,614.55
Three Diamonds Construction Limited	5,851,492.95		5,851,492.95
Top Quadrant (Kenya) Ltd	3,151,742.04		3,151,742.04
Topmast Engineering Limited	42,922,732.36		42,922,732.36
Towfiq Enterprises	13,147,391.28		13,147,391.28
Towfiq Enterprises Limited	5,447,762.79		5,447,762.79
Transhydro Engineering Ltd	9,292,723.97		9,292,723.97
Traslogic Haulers Ltd	23,418,447.72		23,418,447.72
Tripple I & K	4,533,619.18		4,533,619.18
Tripple I & K Company Limited	4,533,619.18		4,533,619.18
Uba Construction Limited	26,833,123.80		26,833,123.80
Uba Construction Limited	9,165,746.96		9,165,746.96
Upseat Solutions Enterprises	8,524,000.00		8,524,000.00
Vee Vee Enterprises Ltd	56,272,538.63		56,272,538.63
Vee Vee Enterprises Ltd	49,035,398.96		49,035,398.96
Vibrat Solution	2,910,440.00		2,910,440.00
Victoria Builders Limited	2,005,388.00		2,005,388.00

EXECUTIVE OFFICE OF THE PRESIDENT VOTE 1011
Reports and Financial Statements For the year ended June 30, 2023

Water Resources Management Authority	1,958,900.00		1,958,900.00
Webcon Technical Services	22,098,676.86		22,098,676.86
Windson Services Ltd	3,338,753.00		3,338,753.00
Windson Services Ltd	1,556,745.00		1,556,745.00
Zedex Fabricators Ltd	4,851,639.90		4,851,639.90
Zeko Company Limited	50,850,291.28		50,850,291.28
Zelfa Construction Co. Ltd	8,490,579.00		8,490,579.00
Zola Capital Limited	8,243,387.12		8,243,387.12
SUB TOTALS	3,002,670,009.37		3,002,670,009.37
TOTALS	12,347,481,810.98		12,347,481,810.98

