


REPUBLIC OF KENYA



*Enhancing Accountability*

# REPORT



OF

**THE AUDITOR-GENERAL**


ON

**MAZERAS HIGH SCHOOL**

**FOR THE YEAR ENDED  
30 JUNE, 2023**

**KWALE COUNTY**

THE NATIONAL ASSEMBLY PAPERS LAID	
DATE: 05 MAR 2025	DAY: Wednesday
TABLED BY:	Deputy Majority Party Whip Hon. Naomi Wago, MP
CLERK-AT THE-TABLE:	A. Shubuto




---

**MAZERAS HIGH SCHOOL**  
**ANNUAL REPORT AND FINANCIAL STATEMENTS**  
**FOR THE FINANCIAL YEAR ENDED**  
**30<sup>TH</sup> JUNE 2023**

---

Prepared in accordance with the Cash Basis of Accounting Method under the International Public Sector Accounting Standards (IPSAS)



*(Leave this page blank)*

1

**Table of Contents**

Page

1. Acronyms and Glossary of Terms .....	ii
2. Key School Information and Management .....	iii
3. Summary Report of Performance of The School .....	vii
4. Statement of School Management Responsibility .....	xi
5. Report Of The Independent Auditors <i>(To be attached)</i> .....	xii
6. Statement Of Receipts and Payments For the Year Ended 30 <sup>th</sup> June 2023 .....	1
7. Statement of Assets and Liabilities As At 30 <sup>th</sup> June 2023 .....	2
8. Statement of Cash Flows for the Year Ended 30 <sup>th</sup> June 2023 .....	3
9. Statement Of Budgeted Versus Actual Amounts for The Year Ended 30 <sup>th</sup> June 2023 .....	5
10. Significant Accounting Policies .....	9
11. Notes To The Financial Statements .....	11
12. Annexes .....	21

ii.

**I. Acronyms and Glossary of Terms**

*Provide a list of all applicable acronyms and glossary of terms e.g.*

BOM	Board of Management
CEB	County Education Board
IPSAS	International Public Sector Accounting Standards
KCSE	Kenya Certificate of Secondary Education
PFM	Public Finance Management
PSASB	Public Sector Accounting Standards Board
FY	Financial Year
FDSE	Free Day Secondary Education
NEMIS	National Education Management Information System
SMASSE	Strengthening of Mathematics and Science in Secondary Schools Education
TSC	Teachers Service Commission
CDE	County Director of Education
SCDE	Sub-County Director of Education

## 2. Key School Information and Management

### (a) Background information

The school is domiciled in Kenya and its operations are governed under the Basic Education Act, 2013. It is in KWALE County, SAMBURU Sub-County.

The school was re-registered in 2021 under registration number 02S30000024 and is currently categorized as a EXTRA COUNTY public school established, owned or operated by the Government.

The school is a Boarding school and had 776 number of students as at 30<sup>th</sup> June 2023. It has 5 streams and 42 teachers of which 13 teachers are employed by the School Board of Management.

### (b) School Board of Management - Board Members

The School Board of Management established under Section 55 of the Basic Education Act, 2013; is composed of the following members:

Ref:	Name of Board Member	Designation	Date of appointment
1	MD. SALOME MWENDAR	Chairman	12 <sup>TH</sup> .09.2022
2	MR. SIMON WAWERU	Secretary - Principal	12 <sup>TH</sup> .09.2022
3	MD. HELLEN MWAKA	Member	12 <sup>TH</sup> .09.2022
4	MD.NANCY NZALAMBI	Member	12 <sup>TH</sup> .09.2022
5	DR. MVURYA MGALLA	Member	12 <sup>TH</sup> .09.2022
6	PROF. SHEILA RIANGA	Member	12 <sup>TH</sup> .09.2022
7	MR. JACKSON BEBEWA	Member	12 <sup>TH</sup> .09.2022
8	MD. TUMAINI NAMOYA	Member	12 <sup>TH</sup> .09.2022
9	MD. FIONA NZARO	Member	12 <sup>TH</sup> .09.2022
10	MR. WILLIAM CHIMEGA	Member	12 <sup>TH</sup> .09.2022
11	MR. ABDALLA I. ABDALLA	Member	12 <sup>TH</sup> .09.2022
12	MR.JOSHUA MWAMBI	P.A Chairman	12 <sup>TH</sup> .09.2022
13	MR.WILMOT KAJOKA	Youths representative	12 <sup>TH</sup> .09.2022
14	MD. GRACE WAMBUA	P.A representative	12 <sup>TH</sup> .09.2022
15	MD. DAMA MATATA	Member Rep Teachers	12 <sup>TH</sup> .09.2022
16	REV.JAMES RAKARO	3 Members - Sponsor	12 <sup>TH</sup> .09.2022
17	MR.JAMES PANGA	Member - Community	12 <sup>TH</sup> .09.2022
18	MR. ISAAC MWAKWEKWE	Member Special Needs	12 <sup>TH</sup> .09.2022
19	VITOJO SALIM	Rep Students	12 <sup>TH</sup> .09.2022

**The functions of the School Board of Management are to:**

- Promote the best interests of the School and ensure its development.
- Promote quality education for all pupils in accordance with the standards set under the Basic Education Act, 2013.
- Ensure and assure the provision of proper and adequate facilities for the School.
- Manage the School's affairs in accordance with the rules and regulations governing occupational safety and health.
- Advise the County Education Board on the staffing needs of the School.
- Determine cases of pupils' discipline and make reports to the CEB.
- Prepare comprehensive termly report on all areas of its mandate and submit the report to CEB.
- Administer and manage the resources of the School.
- Receive, collect and account for any funds accruing to the institution in accordance with Article 226 (1) (a) of the Constitution of Kenya, Section 81 of the Public Finance Management Act, 2012 and the Fourth Schedule para 21 and 23 of the Basic Education Act, 2013.

**(c) Committees of the Board**

Ref:	Name of Committee	Names of Members	Designation	Number of meetings attended during the year
1	Executive Committee	1. MR. SIMON WAWERU 2. MDM SALOME MWENDAR 3. MR. ABDALLA ABDALLA 4. MD. TUAINI NAMOYA 5. DR MVURYA MGALLA 6. MR. CHIMEGA WILLIAM	SECRETARY CHAIRPERSON MEMBER MEMBER MEMBER	2 out of 3
2	Audit Committee	1. MR. JACKSON BEBAWA 2. MDM FIONA NZARO 3. MR. ISAAC MWAKWEKWE 4. NANCY NZALAMBI	CHAIRPERSON MEMBER MEMBER MEMBER	1 out of 3
3	Finance, procurement and general purposes Committee	1. MR. ABDALLA ISMAIL 2. MDM TUMAINI NAMOYA 3. MR. WILMOT KAJOKA 4. MR. JAMES PANGA 5. MR. WILLIAM CHIMEGA 6. MR. JOSHUA MWAMBI	CHAIRPERSON MEMBER MEMBER MEMBER MEMBER MEMBER	3 out of 3
4	Academic Committee	1. DR. MVURYA MGALA 2. PROF. SHEILA RIANGA 3. MDM. MARY DAMA 4. MDM GRACE WAMBUA 5. MR. JOSHUA MWAMBI 6. MDM NANCY MZALAMBI 7. REV. JAMES RAKARO	CHAIRPERSON MEMBER MEMBER MEMBER MEMBER MEMBER MEMBER	1 out of 3
5	S.I.C Committee	1. MR. WILLIAM CHIMEGA 2. MR. SIMON WAWERU 3. MR. PHYLIP KAULA 4. MDM SALOME MWENDAR 5. MDM HELLEN MWAKA 6. MR. JOSHUA MWAMBI 7. MR. BENARD MWALUKUKU	CHAIRPERSON MEMBER MEMBER MEMBER MEMBER MEMBER MEMBER	4 out of 3

6	Discipline and welfare Committee	<ol style="list-style-type: none"> <li>1. MR.MVURYA MGALLA</li> <li>2. MD. NANCY NZALAMBI</li> <li>3. MR. JOSHUA MWAMBI</li> <li>4. PROF.SHEILA RYANGA</li> <li>5. MD.MARY DAMA</li> <li>6. MD.GRACE WAMBUA</li> <li>7. REV.JAMES RAKARO</li> </ol>	CHAIRPERSON MEMBER MEMBER MEMBER MEMBER MEMBER MEMBER	0 out of 3
7	Adhoc Committee (if any during the year) BOM Committee to review CBA with Kudheiha	<ol style="list-style-type: none"> <li>1. MDM SALOME MWENDAR</li> <li>2. MR. ABDALLA ABDALLA</li> <li>3. MD. TUAINI NAMOYA</li> <li>4. MR. CHIMEGA WILLIAM</li> <li>5. MR. SIMON WAWERU</li> <li>6. MR.SAMUEL MNGONGO</li> </ol>	CHAIRPERSON MEMBER MEMBER MEMBER MEMBER MEMBER	4 out of 2

**(d) School operation Management**

For the financial year ended 30<sup>th</sup> June 2023 the School day-to-day management was under the following persons:

Ref:	Designation	Name	Identification
1	Principal	MR. SIMON WAWERU	347209
2	Deputy Principal	MR. PHILIP KAULA	517170
3	School Bursar	MD.ALICE IDZA	22862303
4	Other (SPECIFY) ACCOUNTSCLERK	MR.IBRAHIM BAYA	29521224

**(e) Schools contacts**

Post Office Box: 4-80114, Mazeras  
 Telephone: 0718291931  
 E-mail: mazerasschool@gmail.com  
 Website:  
 Facebook:  
 Twitter:

**(f) School Bankers**

Name of Bank: Kenya Commercial Bank  
 Branch: Mariakani  
 Postal Address.

**(g) Independent Auditors**

Office of the Auditor General  
 Anniversary Towers, University Way  
 P.O. Box 30084  
 GPO 00100  
 Nairobi, Kenya

### 3. Summary Report of Performance of The School

The following is a summary report of the performance of the school against the set performance evaluation criteria:

#### Financial performance:

- Surplus/ deficit for the year and a comparison of the same for the last three years

YEAR	2023 KSHS.CTS	2022 KSHS.CTS	2021 KSHS.CTS	2020 KSHS.CTS
TUITION ACCOUNT	(1,914,975.75)	(1,109,327.40)	181,930.00	165,726.93
OPERATION ACCOUNT	3,378,209.75	(696,060.18)	1,445,484.00	747,104.84
BOARDING ACCOUNT	2,926,351.30	6,646,539.87	1,777,939.00	140,382.31

- Capitation grants from the Ministry of Education for the last three years

YEAR	2023 KSHS.CTS	2022 KSHS.CTS	2021 Kshs. Cts	2020 Kshs. Cts
TUITION ACCOUNT	2,090,121.25	2,508,334.00	883,266.00	1,133,121.00
OPERATION ACCOUNT	9,235,695.50	10,830,337.00	5,586,667.45	7,480,694.00

- A three-year overview of growth of other income(s) earned by the school.

YEAR	2023 KSHS.CTS	2022 KSHS.CTS	2021 Kshs. Cts	2020 Kshs. Cts
Farm produce	93,357.00	330,317.00	210,376.00	244,534.00
Bus hire	244,600.00	203,000.00	204,000.00	178,000.00

- A three-year overview of growth in expenditure of the school

YEAR	2023 KSHS.CTS	2022 KSHS.CTS	2021 KSHS. CTS	2020 KSHS. CTS
Boarding A/c	38,981,593.48	39,805,905.12	12,186,265.00	16,799,115.00
Operational A/c	6,293,485.75	11,772,641.68	4,164,883.04	6,733,589.16
Tuition A/c	4,005,097.00	3,617,662.00	701,336.00	967,394.07

- Movement of debtors and creditors of the school over the last three years

YEAR	2023 KSHS.CTS	2022 KSHS CTS	2021 KSHS.CTS	2020 KSHS.CTS
Debtors	7,829,591.67	7,422,414.85	1,926,137.01	1,720,602.58
Creditors	9,112,544.90	8,276,212.87	8,800,043.38	9,128,314.05

**a) Teacher Student ratio:**

(Include the teacher to student ratio, number of teachers recruited and posted to the school within the year, number of teachers that were transferred/ retired during the period as well as number of teachers employed by TSC, and number employed by BOM. One may also include how many teachers the school has for each subject in order to indicate shortage/ allocation of resources).

RATIO - 42:776

Number of students	776 students
No. of teachers	42 teachers
Teachers recruited/posted within the year	1/2
Teachers retired/transferred within the year	0/1
TSC Teachers & B.O.M Teachers	TSC teachers -29 BOM teachers-13

**b) Mean score in the 2022KCSE:**

Give performance of the school for each over the last three years. Include the number of students that have since transitioned to institutions of higher learning. Include the mean score and comment on improvement or otherwise as compared to the school's set score.

YEAR	ENTRY	MEANSORE	IMPROVEMENT INDEX
2019	89	5.4446	+1.9495
2020	118	5.7458	+0.3012
2021	176	4.7209	-1.0249
2022	168	4.6548	-0.0661

**c) Number of Candidates in the 2022 KCSE:**

*(Tabulate the number of candidates sitting for KCSE over the last three years).*

YEAR	2023	2022	2021	2019
NUMBER OF CANDIDATES	159	168	176	119

**d) Capacity of the school:**

*(Indicate the number of students in the school vis a vie the facilities like the dormitories, the dining hall, the laboratories, toilets and other amenities. This information will provide useful details for the Ministry of Education).*

SCHOOL ENROLLMENT- 776 STUDENTS
---------------------------------

FACILITIES	NUMBER
CLASSROOMS	21
DORMS	8
DINNING HALL	1
LABORATORIES	4
TOILETS	11
LIBRARY	1
BATHROOM	
WORKSHOP	1
WATER TANK	5

e) Development projects carried out by the school:

(Development projects carried out in the year and ongoing projects including a disclosure of project fund sources in a tabular format).

Projects	Source of funds	Status	Initial Cost (Kshs)	Amount Spent (Kshs)	Expected completion time
NIL	NIL	NIL	NIL	NIL	NIL

  
School Principal

**PRINCIPAL**  
MAZERAS HIGH SCHOOL  
P. O. Box 4 - 80114, MAZERAS  
Sign \_\_\_\_\_

## 4. Statement of School Management Responsibility

Section 81 (1) of the Public Finance Management Act, 2012 requires that, at the end of each financial year, each National Government School shall prepare financial statements in respect of that school. Section 81 (3) requires the financial statements so prepared to be in a form that complies with relevant accounting standards as prescribed by the Public Sector Accounting Standards Board (PSASB) of Kenya from time to time.

Schedule 4 (Section 23) of the Education Act, 2013 requires the Board of Management of a public institution of basic education to be keep all proper books and records of accounts of the income, expenditure and assets of the institution.

The Board of Management of MAZERAS HIGH SCHOOL accepts responsibility for the school's financial statements, which have been prepared on the Cash Basis Method of Financial Reporting, using appropriate accounting policies in accordance with International Public Sector Accounting Standards (IPSAS).

The Board of Management is of the opinion that the school's financial statements give a true and fair view of the state of the school's transactions during the financial year ended 30<sup>th</sup> June, 2023, and of the school's financial position as at that date.

Name: MR. ABDALLAH ISMAIL

Designation: Chairperson, School Board of Management

Date: 29/07/2024

Name: MR. ISAAC MUMO KIBE

Designation: School Principal & Secretary to Board of Management

Date: 29/07/2024

PRINCIPAL  
MAZERAS HIGH SCHOOL  
P. O. Box 4 - 80114, MAZERAS

Sign: 

Name: Ahlee IDZA JUMA

Designation: Bursar/ Finance Officer

Date: 29.07.24



# REPUBLIC OF KENYA

Telephone: +254-(20) 3214000  
Email: info@oagkenya.go.ke  
Website: www.oagkenya.go.ke



*Enhancing Accountability*

HEADQUARTERS  
Anniversary Towers  
Monrovia Street  
P.O Box 30084-00100  
NAIROBI

## REPORT OF THE AUDITOR-GENERAL ON MAZERAS HIGH SCHOOL FOR THE YEAR ENDED 30 JUNE, 2023 - KWALE COUNTY

---

### PREAMBLE

I draw your attention to the contents of my report which is in three parts:

- A. Report on the Financial Statements that considers whether the financial statements are fairly presented in accordance with the applicable financial reporting framework, accounting standards and the relevant laws and regulations that have a direct effect on the financial statements.
- B. Report on Lawfulness and Effectiveness in Use of Public Resources which considers compliance with applicable laws, regulations, policies, gazette notices, circulars, guidelines and manuals and whether public resources are applied in a prudent, efficient, economic, transparent and accountable manner to ensure the Government achieves value for money and that such funds are applied for the intended purpose.
- C. Report on the Effectiveness of Internal Controls, Risk Management and Governance which considers how the entity has instituted checks and balances to guide internal operations. This responds to the effectiveness of the governance structure, risk management environment and internal controls, developed and implemented by those charged with governance for orderly, efficient and effective operations of the entity.

An unmodified opinion does not necessarily mean that an entity has complied with all relevant laws and regulations and that its internal controls, risk management and governance systems are properly designed and were working effectively in the financial year under review.

The three parts of the report are aimed at addressing the statutory roles and responsibilities of the Auditor-General as provided by Article 229 of the Constitution, the Public Finance Management Act, 2012 and the Public Audit Act, 2015. The three parts of the report when read together constitute the report of the Auditor-General.

### REPORT ON THE FINANCIAL STATEMENTS

#### Qualified Opinion

I have audited the accompanying financial statements of Mazeras High School - Kwale County set out on pages 1 to 20, which comprise of the statement of assets and liabilities as at 30 June, 2023 and the statement of receipts and payments, statement of cash flows and statement of budgeted versus actual amounts for the year then ended, and a summary of significant accounting policies and other explanatory information in

accordance with the provisions of Article 229 of the Constitution of Kenya and Section 35 of the Public Audit Act, 2015. I have obtained all the information and explanations which, to the best of my knowledge and belief, were necessary for the purpose of the audit.

In my opinion, except for the effect of the matters described in the Basis for Qualified Opinion section of my report, the financial statements present fairly, in all material respects, the financial position of the Mazeras High School – Kwale County as at 30 June, 2023, and of its financial performance and its cash flows for the year then ended, in accordance with International Public Sector Accounting Standards (Cash Basis) and comply with the Public Finance Management Act, 2012 and the Basic Education Act, 2013.

## **Basis for Qualified Opinion**

### **1. Inaccuracies in the Boarding and School Fund**

The statement of receipts and payments reflects boarding and school fund expenditure amounting to Kshs.33,168,014 as disclosed in Note 9 to the financial statements. However, re-computation of the amounts indicated a total amount of Kshs.33,192,910 resulting in an unreconciled variance of Kshs.24,896.

In the circumstances, the accuracy and completeness of the boarding and school fund amount of Kshs.33,168,014 could not be confirmed.

### **2. Inaccuracies in Capitation Grants**

The statement of receipts and payments reflects capitation grants for operations amounting to Kshs.9,235,696 as disclosed in Note 2 to the financial statements. Review of the NEMIS records revealed that the Ministry of Education disbursed capitation grants for operations amounting to Kshs.9,264,765 resulting in an unreconciled variance of Kshs.29,070.

In the circumstances, the accuracy and completeness of capitation grants for operations amounting to Kshs.9,235,69 could not be confirmed.

### **3. Unsupported Cash and Cash Equivalents**

The statement of assets and liabilities reflects cash and cash equivalents balance of Kshs.9,098,569 as disclosed in Note 10 and Note 11 to the financial statements. Review of bank reconciliation statements, bank statements, certificate of bank balance and board of survey report provided revealed that the School runs five (5) bank accounts whose authority from the Board of Management to open, was not provided for audit.

In the circumstances, the accuracy and propriety of the cash and cash equivalents balance of Kshs.9,098,569 could not be confirmed.

### **4. Long Outstanding Accounts Receivables**

The statement of assets and liabilities reflects accounts receivables balance of Kshs.38,543,655 as disclosed in Note 13 to the financial statements. The balance

included long outstanding fees arrears amounting to Kshs.38,405,375 out of which fees arrears amounting to Kshs.23,153,369 remained unrecovered for over two (2) years.

In the circumstances, the full recoverability of the fees balance of Kshs.23,153,369 could not be confirmed.

The audit was conducted in accordance with International Standards of Supreme Audit Institutions (ISSAIs). I am independent of the Mazeras High School Management in accordance with ISSAI 130 on Code of Ethics. I have fulfilled other ethical responsibilities in accordance with the ISSAI and in accordance with other ethical requirements applicable to performing audits of financial statements in Kenya. I believe that the audit evidence I have obtained is sufficient and appropriate to provide a basis for my qualified opinion.

### **Key Audit Matters**

Key audit matters are those matters that, in my professional judgement, are of most significance in the audit of the financial statements. There were no key audit matters to report in the year under review.

## **REPORT ON LAWFULNESS AND EFFECTIVENESS IN USE OF PUBLIC RESOURCES**

### **Conclusion**

As required by Article 229(6) of the Constitution, based on the audit procedures performed, except for the matters described in the Basis for Conclusion on Lawfulness and Effectiveness in Use of Public Resources section of my report, I confirm that, nothing else has come to my attention to cause me to believe that public resources have not been applied lawfully and in an effective way.

### **Basis for Conclusion**

#### **1. Transfer of Funds to Kenya Secondary Schools Heads Association**

Review of records revealed that the School transferred co-curricular funds totalling Kshs.683,500 to Kenya Secondary Schools Heads Association (KESSHA). However, it was noted that KESSHA is a welfare organization that draws its membership from school principals only and is not defined in Government funding. This was contrary to Regulation 23(2)c of the Public Finance Management (National Government) Regulations, 2015 which requires that an Accounting Officer shall, before transferring any funds to an entity within or outside Government, ensure that there is a written assurance from the entity that it shall implement effective, efficient and transparent financial management and internal control systems.

In the circumstances, Management was in breach of the law.

## **2. Failure to Transfer Infrastructure Funds from the Operations Bank Account**

The statement of receipts and payments reflects capitation grants for operations amounting to Kshs.9,235,696 as disclosed in Note 2 to the financial statements out of which an amount of Kshs.3,067,000 was supposed to be transferred to the infrastructure account. However, only Kshs.2,316,000 was transferred resulting in a variance of Kshs.751,000. This was contrary to Ministry of Education Circular Ref. No: MOE.HQS/3/13/3 dated 16 June, 2023 which directs that infrastructure grants as well as maintenance and improvement funds be transferred to the School infrastructure account fifteen days upon receipt of the funds in the operations account.

In the circumstances, Management was in breach of the law.

The audit was conducted in accordance with ISSAI 4000. The standard requires that I comply with ethical requirements and plan and perform the audit to obtain assurance about whether the activities, financial transactions and information reflected in the financial statements are in compliance, in all material respects, with the authorities that govern them. I believe that the audit evidence I have obtained is sufficient and appropriate to provide a basis for my conclusion.

### **REPORT ON EFFECTIVENESS OF INTERNAL CONTROLS, RISK MANAGEMENT AND GOVERNANCE**

#### **Conclusion**

As required by Section 7(1)(a) of the Public Audit Act, 2015, based on the audit procedures performed, except for the matter described in the Basis for Conclusion on Effectiveness of Internal Controls, Risk Management and Governance section of my report, I confirm that, nothing else has come to my attention to cause me to believe that internal controls, risk management and overall governance were not effective.

#### **Basis for Conclusion**

##### **Incomplete Asset Register**

The School did not maintain an updated and complete asset register. The assets register maintained did not clearly indicate the purchase date, cost price and current condition to ascertain the age and net book value of the assets. Further, the School is located within Mazaras Methodist Mission land and did not have its own allotment letter or a certificate as evidence of ownership.

In the circumstances, the effectiveness of the management of fixed assets could not be confirmed.

The audit was conducted in accordance with ISSAI 2315 and ISSAI 2330. The standards require that I plan and perform the audit to obtain assurance about whether effective processes and systems of internal control, risk management and overall governance were operating effectively, in all material respects. I believe that the audit evidence I have obtained is sufficient and appropriate to provide a basis for my conclusion.

## **Responsibilities of Management and those Charged with Governance**

Management is responsible for the preparation and fair presentation of these financial statements in accordance with International Public Sector Accounting Standards (Cash Basis) and for maintaining effective internal control as Management determines is necessary to enable the preparation of financial statements that are free from material misstatement, whether due to fraud or error and for its assessment of the effectiveness of internal control, risk management and governance.

In preparing the financial statements, Management is responsible for assessing the School's ability to continue to sustain its services, disclosing, as applicable, matters related sustainability of services and using the applicable basis of accounting unless Management is aware of the intention to terminate the School or to cease operations.

Management is also responsible for the submission of the financial statements to the Auditor-General in accordance with the provisions of Section 47 of the Public Audit Act, 2015.

In addition to the responsibility for the preparation and presentation of the financial statements described above, Management is also responsible for ensuring that the activities, financial transactions and information reflected in the financial statements are in compliance with the authorities which govern them, and that public resources are applied in an effective way.

Those charged with governance are responsible for overseeing the School's financial reporting process, reviewing the effectiveness of how Management monitors compliance with relevant legislative and regulatory requirements, ensuring that effective processes and systems are in place to address key roles and responsibilities in relation to governance and risk management, and ensuring the adequacy and effectiveness of the control environment.

## **Auditor-General's Responsibilities for the Audit**

The audit objectives are to obtain reasonable assurance about whether the financial statements as a whole are free from material misstatement, whether due to fraud or error, and to issue an auditor's report which includes my opinion in accordance with the provisions of Section 48 of the Public Audit Act, 2015 and submit the audit report in compliance with Article 229(7) of the Constitution. Reasonable assurance is a high level of assurance, but is not a guarantee that an audit conducted in accordance with ISSAIs will always detect a material misstatement and weakness when it exists. Misstatements can arise from fraud or error and are considered material if, individually or in the aggregate, they could reasonably be expected to influence the economic decisions of users taken on the basis of these financial statements.

In addition to the audit of the financial statements, a compliance audit is planned and performed to express a conclusion on whether, in all material respects, the activities, financial transactions and information reflected in the financial statements are in compliance with the authorities which govern them and that public resources are applied

in an effective way, in accordance with the provisions of Article 229(6) of the Constitution, and submit the audit report in compliance with Article 229(7) of the Constitution.

Further, in planning and performing the audit of the financial statements and audit of compliance, I consider internal controls in order to give an assurance on the effectiveness of internal controls, risk management and overall governance processes and systems in accordance with the provisions of Section 7(1)(a) of the Public Audit Act, 2015 and submit the audit report in compliance with Article 229(7) of the Constitution. My consideration of the internal controls would not necessarily disclose all matters in the internal controls which might be material weaknesses under the ISSAIs. A material weakness is a condition in which the design or operation of one or more of the internal control components does not reduce to a relatively low level, the risk that misstatements caused by error or fraud in amounts which would be material in relation to the financial statements being audited, may occur and not be detected within a timely period by employees in the normal course of performing their assigned functions.

Because of its inherent limitations, internal controls may not prevent or detect misstatements and instances of non-compliance. Also, projections of any evaluation of effectiveness to future periods are subject to the risk that controls may become inadequate because of changes in conditions, or that the degree of compliance with the School's policies and procedures may deteriorate.


As part of an audit conducted in accordance with ISSAIs, I exercise professional judgement and maintain professional skepticism throughout the audit. I also:

- Identify and assess the risks of material misstatement of the financial statements, whether due to fraud or error, design and perform audit procedures responsive to those risks, and obtain audit evidence which is sufficient and appropriate to provide a basis for my opinion. The risk of not detecting a material misstatement resulting from fraud is higher than for one resulting from error, as fraud may involve collusion, forgery, intentional omissions, misrepresentations, or the override of internal controls.
- Evaluate the appropriateness of accounting policies used and the reasonableness of accounting estimates and related disclosures made by Management.
- Conclude on the appropriateness of Management's use of the applicable basis of accounting and, based on the audit evidence obtained, whether a material uncertainty exists related to events or conditions which may cast significant doubt on the School's ability to continue to sustain its services. If I conclude that a material uncertainty exists, I am required to draw attention in the auditor's report to the related disclosures in the financial statements or, if such disclosures are inadequate, to modify my opinion. My conclusions are based on the audit evidence obtained up to the date of my audit report. However, future events or conditions may cause the School to cease to sustain its services.
- Evaluate the overall presentation, structure, and content of the financial statements, including the disclosures and whether the financial statements represent the underlying transactions and events in a manner which achieves fair presentation.

- Obtain sufficient appropriate audit evidence regarding the financial information and business activities of the School to express an opinion on the financial statements.
- Perform such other procedures as I consider necessary in the circumstances.

I communicate with Management regarding, among other matters, the planned scope and timing of the audit and significant audit findings, including any significant deficiencies in internal controls that are identified during the audit.

I also provide Management with a statement that I have complied with relevant ethical requirements regarding independence and communicate with them all relationships and other matters which may reasonably be thought to bear on my independence and where applicable, related safeguards.

  
FCPA Nancy Gathungu, CBS  
AUDITOR-GENERAL

Nairobi

25 September, 2024

**MAZERAS HIGH SCHOOL**  
**Annual Report and Financial Statements For the year ended 30<sup>th</sup> June 2023**

**6. Statement Of Receipts and Payments For the Year Ended 30<sup>th</sup> June 2023 for Mazeras High School**

Description Of Vote Head	Note	2022-2023	2021-2022
		Kshs	Kshs
<b>Receipts</b>			
Government grants for tuition	1	2,090,121.25	2,508,334.60
Government grants for operations	2	9,235,695.50	10,825,637.20
School fund income- parents' contributions	3	34,078,353.00	31,857,056.00
Miscellaneous incomes/Others	4	788,457.00	1,342,082.25
<b>Total Receipts</b>		<b>46,192,626.75</b>	<b>46,533,110.05</b>
<b>Payments</b>			
Tuition	5	668,698.00	2,110,757.00
Operations	6	5,751,134.75	7,871,417.68
Boarding and school fund	7	33,168,014.48	34,249,549.80
Infrastructure expenses	8	3,126.00	0.00
<b>Total Payments</b>		<b>39,590,973.23</b>	<b>44,231,724.48</b>
<b>Surplus/Deficit</b>		<b>6,601,653.52</b>	<b>2,301,385.57</b>

The school financial statements were approved on 29/07 2024 and signed by:

**PRINCIPAL**  
**MAZERAS HIGH SCHOOL**  
 P. O. Box 4 - 80114, MAZERAS

Name: MR. ABDULLAH ISMAIL

Name: MR. ISAAC M. KIBUJE

Name: MUCE IDRAJILANI

Chair BOM 

School Principal/ Secretary to BOM

Bursar/ Finance Officer

Date: 29/07/2024

Date: 29/07/2024

Date: 29.07.24

(Comparative FY refers to the financial year preceding the current financial year)

7. Statement of Assets and Liabilities As At 30<sup>th</sup> June 2023 for Mazeras High School

Description	Note	2022-2023	2021-2022
		Kshs	Kshs
<b>Financial Assets</b>			
<b>Cash and cash equivalents</b>			
Bank balances	10	9,014,758.30	4,407,671.70
Cash balances	11	83,810.96	224,612.00
Short term investments	12	0	0
<b>Total cash and cash equivalent</b>		<b>9,098,569.26</b>	<b>4,632,283.70</b>
Account's receivables	13	38,543,655.39	35,314,938.58
<b>Total financial assets</b>		<b>47,642,224.65</b>	<b>39,947,222.28</b>
<b>Financial liabilities</b>			
Accounts payables	14	13,554,769.31	12,461,420.46
<b>Net financial assets</b>		<b>34,087,455.34</b>	<b>27,485,801.82</b>
<b>Represented by</b>			
Accumulated fund b/fwd	15	27,485,801.82	25,184,416.25
Surplus/deficit for the year		6,601,653.52	2,301,385.57
<b>Net financial position</b>		<b>34,087,455.34</b>	<b>27,485,801.82</b>

The school's financial statements were approved on \_\_\_\_\_ 2024 and signed by:

Name: MR. ABDULLAH ISMAYIL

Chair BOM

Date: 29/07/2024

Name: MR. ISAAC M. KIBBE

School Principal/ Secretary to  
BOM

Date:

Name: MUCE IDZA JILALI

Bursar/ Finance Officer

Date: 29.07.2024



8. Statement of Cash Flows for the Year Ended 30<sup>th</sup> June 2023 for Mazeras High School

Description	Note	2022-2023	2021-2022
		Kshs	Kshs
<b>Cash from Operating Activities</b>			
<b>Receipts</b>			
Government grants for tuition	1	2,090,121.25	2,508,334.60
Government grants for operations	2	9,256,895.50	10,940,037.50
Government grants for infrastructure	3	0.00	00.00
School fund income- parents contributions/ fees	4	35,465,515.35	34,887,512.57
Other income	5	337,957.00	533,317.00
<b>Total receipts</b>		<b>47,150,489.10</b>	<b>48,869,201.67</b>
<b>Payments</b>			
Cash outflows for tuition	6	668,698.00	2,624,528.00
Cash outflows for operations	7	9,129,885.75	8,699,648.68
Cash outflows Boarding/lunch and school fund payments	8	32,885,619.17	36,424,221.12
<b>Total payments</b>		<b>42,684,202.92</b>	<b>47,748,397.80</b>
<b>Net cash inflow/outflow from operating activities</b>		<b>4,466,286.18</b>	<b>1,120,803.87</b>
<b>Cash flow from investing activities</b>			
Acquisition of assets		0.00	0.00
Proceeds from sale of Assets		0.00	0.00
Proceeds from investments		0.00	0.00
Purchase of investments		0.00	0.00
<b>Net cash inflow/outflows from investing activities</b>		<b>0.00</b>	<b>0.00</b>
<b>Cash flow from Financing activities</b>			
Proceeds from borrowings/ loans	18	0.00	0.00
Repayment of principal borrowings		0.00	0.00
<b>Net cash inflow/outflow from financing activities</b>		<b>0.00</b>	<b>0.00</b>
<b>Net increase/decrease in cash and cash equivalents</b>		<b>4,466,286.18</b>	<b>1,120,803.87</b>
Cash and cash equivalent at beginning of the FY		4,632,283.08	3,511,479.21
<b>Cash and cash equivalent at end of the FY</b>		<b>9,098,569.26</b>	<b>4,632,283.08</b>

Note: Cash and Cash Equivalent is the summation of Note 10, 11 and 12.

(The above presentation of cash flow statement uses the direct method of cash flow presentation which is encouraged under IPSAS. Schools should therefore adopt the direct method of cashflow as recommended by PSASB).

The school's financial statements were approved on 29/07/2024 and signed by:

Name: MR. ABDALLAH ISMAIL

Name: MR. ISAAC M. KIBE

Name: Alice 102A JILANI

Chair BOM

School Principal/ Secretary to BOM

Bursar/ Finance Officer

Date: 29/07/2024

Date: 29/07/2024

Date: 29/07/2024

(Comparative FY refers to the financial year preceding the current Financial year.)



9. Statement Of Budgeted Versus Actual Amounts for The Year Ended 30<sup>th</sup> June 2023 for Mazeras High School

Receipt/Expenses Item	Original Budget	Adjustments	Final Budget	Actual On Comparable Basis	% Of Utilization
	a	b	c=a+b	d	e=d/c %
	Kshs	Kshs	Kshs	Kshs	Kshs
<b>RECEIPTS</b>					
<b>(1) CAPITATION GRANT ON TUITION</b>					
Text books	-	0	0	-	
Exercise books	696,000.00	0	696,000	-	0.0%
Laboratory equipments and apparatus	858,383.20	0	858,383	875,588	102.0%
Teaching/learning materials	1,983,972.00	0	1,983,972	1,114,534	56.2%
whiteboard markers/ink	60,000.00	0	60,000	-	0.0%
Internal exams	939,060.00	0	939,060	100,000	10.6%
<b>SUB TOTAL</b>	<b>4,537,415.20</b>	<b>0</b>	<b>4,537,415</b>	<b>2,090,122</b>	<b>46.1%</b>
<b>(2) CAPITATION GRANT ON OPERATIONS</b>					
Personnel emoluments (m.o.e grant)	5,521,500.00	0	5,521,500	3,234,411	58.6%
Local transport / travelling (other vote heads)	1,143,860.00	0	1,143,860	138,800	12.1%
Electricity and water	854,728.20	0	854,728	853,005	99.8%
Administration costs	2,860,137.00	0	2,860,137	1,352,867	47.3%
Activity	1,656,450.00	0	1,656,450	434,512	26.2%
medical	2,208,600.00	0	2,208,600	155,100	7.0%
SMASSE	220,860.00	0	220,860	-	0.0%
<b>SUB TOTAL</b>	<b>19,987,635.20</b>	<b>0</b>	<b>19,987,635</b>	<b>9,235,695</b>	<b>46.2%</b>

**MAZERAS HIGH SCHOOL**

**Annual Report and Financial Statements For the year ended 30<sup>th</sup> June 2023**

Receipt/Expenses Item	Original Budget	Adjustments	Final Budget	Actual On	% Of Utilization
	a Kshs	b Kshs	c=a+b Kshs	d Kshs	e=d/c % Kshs
<b>FDSE FOR INFRASTRUCTURE</b>					
Repairs and maintenance	5,521,500.00	0	5,521,500	3,067,000	55.5%
Repairs and maintenance	2,403,400.00	0	2,403,400	1,673,930	69.6%
<b>(3) FEES CHARGED ON PARENTS</b>					
Personnel emoluments	7,570,710.00	0	7,570,710	5,171,880	68.3%
Local transport / travelling	1,045,479.00	0	1,045,479	551,194	52.7%
Electricity and water	3,605,100.00	0	3,605,100	3,071,013	85.2%
Administration costs	1,802,550.00	0	1,802,550	1,515,761	84.1%
Activity	600,850.00	0	600,850	251,791	41.9%
SMASSE	-	0	0	-	0.0%
Fee on Boarding Equipment and Stores	25,031,411.00	0	25,031,411	21,842,784	87.3%
<b>SUB TOTAL</b>	<b>42,059,500.00</b>	<b>0</b>	<b>42,059,500</b>	<b>34,078,353</b>	<b>81.0%</b>
<b>OTHER INCOME</b>					
BUS HIRE	420,000.00	0	420,000	244,600	58.2%
RENT	12,000.00	0	12,000	-	0.0%
FARM	33,000.00	0	33,000	93,357	282.9%
<b>TOTAL INCOME</b>	<b>67,049,550.40</b>	<b>0</b>	<b>67,049,550</b>	<b>91,146,296</b>	<b>135.9%</b>
<b>(1) EXPENDITURE FOR TUITION</b>					

Receipt/Expenses Item	Original Budget	Adjustments	Final Budget	Actual On	% Of Utilization
	a Kshs	b Kshs	c=a+b Kshs	d Kshs	e=d/c % Kshs
Text books	-	0	0	-	0.0%
Exercise books	696,000.00		696,000	-	0.0%
Laboratory equipments and apparatus	857,783.00	0	857,783	875,588	102.1%
Teaching/learning materials	1,983,972.00	0	1,983,972	1,114,534	56.2%
whiteboard markers/ink	60,000.00	0	60,000	-	0.0%
Internal exams	939,060.00	0	939,060	100,000	10.6%
	<b>4,536,815.00</b>	<b>0</b>	<b>4,536,815</b>	<b>2,090,121</b>	<b>46.1%</b>
<b>(2) EXPENDITURE FOR OPERATIONS</b>					
Personnel emoluments (m.o.e grant)	5,521,500.00	0	5,521,500	2,626,581	47.6%
Repairs and maintenance	5,521,500.00	0	5,521,500	68,500	1.2%
Local transport / travelling (other vote heads)	1,143,860.00	0	1,143,860	193,150	16.9%
Electricity and water	854,728.00	0	854,728	523,539	61.3%
Administration costs	2,860,137.00	0	2,860,137	1,632,168	57.1%
Activity medical	1,656,450.00	0	1,656,450	684,682	41.3%
SMASSE	2,208,600.00	0	2,208,600	1,700	0.1%
	220,860.00	0	220,860	-	0.0%
	<b>19,987,635.00</b>	<b>0</b>	<b>19,987,635</b>	<b>5,730,320</b>	<b>28.7%</b>
<b>(3) EXPENDITURE FOR SCHOOL FUNDS(BOARDING)</b>					
Personnel emoluments	7,570,710.00	0	7,570,710	7,006,179	92.5%
Repairs and maintenance	2,403,400.00	0	2,403,400	1,555,933	64.7%

**MAZERAS HIGH SCHOOL**  
**Annual Report and Financial Statements For the year ended 30<sup>th</sup> June 2023**

Receipt/Expenses Item	Original Budget	Adjustments	Final Budget	Actual On	% Of Utilization
	a Kshs	b Kshs	c=a+b Kshs	d Kshs	e=d/c % Kshs
Local transport / travelling	1,045,479.00	0	1,045,479	352,767	33.7%
Electricity and water	3,605,100.00	0	3,605,100	1,580,463	43.8%
Administration costs	1,802,550.00	0	1,802,550	2,707,360	150.2%
Activity	600,850.00	0	600,850	1,239,828	206.3%
SMASSE	-	0	0		0.0%
Fee on Boarding Equipment and Stores	25,031,411.00	0	25,031,411	17,248,287	68.9%
Bus hire	420,000.00	0	420,000	294,965	70.2%
Rent	12,000.00	0	12,000	-	0.0%
Farm	33,000.00	0	33,000	65,410	198.2%
<b>TOTAL INCOME</b>	<b>67,048,950.00</b>	<b>0</b>	<b>67,048,950</b>	<b>39,871,633</b>	<b>59.5%</b>

[Provide below a commentary on significant underutilization (below 90% of utilization) and any overutilization above 100%]

- i. The underutilization of funds is caused by over budgeting
- ii. The overutilization of funds is caused by rise in price of products and under budgeting

## 10. Significant Accounting Policies

The principal accounting policies adopted in the preparation of these financial statements are set out below:

### 1. Statement of compliance and basis of preparation

The financial statements have been prepared in accordance with and comply with International Public Sector Accounting Standards (IPSAS) with particular emphasis on Cash Basis Financial Reporting under the Cash Basis of Accounting and applicable government legislations and regulations. The financial statements comply with and conform to the form of presentation prescribed by the Public Sector Accounting Standards Board of Kenya.

This cash basis of accounting has been supplemented with accounting for; a) receivables that include school fees from parents, imprest, salary advances and other receivables and b) payables that include deposits and retentions and payables from operations.

The financial statements are presented in Kenya Shillings, which is the functional and reporting currency of the *school*, and all values are rounded to the nearest Kenya Shilling (Kshs). The accounting policies adopted have been consistently applied to all the years presented.

### 2. Recognition of receipts and payments

The *school* recognises all receipts from the various sources when the event occurs, and the related cash has actually been received by the *school*. In addition, the *school* recognises all expenses when the event occurs, and the related cash has actually been paid out by the *school*. Income arising from school fees is recognised when the event occurs whether cash is received or not. Expenditure arising from operations is recognised when the event occurs irrespective of receipt of cash.

### 3. In-kind contributions

In-kind contributions are donations that are made to the *school* in the form of actual goods and/or services rather than in money or cash terms. These donations may include vehicles, equipment or personnel services. Where the financial value received for in-kind contributions can be reliably determined, the *school* includes such value in the statement of receipts and payments both as a receipt and as a payment in equal and opposite amounts; otherwise, the contribution is not recorded.

### 4. Cash and cash equivalents

Cash and cash equivalents comprise cash on hand and cash at bank, short-term deposits on call and highly liquid investments with an original maturity of three months or less, which are readily convertible to known amounts of cash and are subject to insignificant risk of changes in value. Bank account balances include amounts held at various financial institutions at the end of the financial year.

**5. Accounts Receivable**

For the purposes of these financial statements, imprests and advances to authorised public officers and/or institutions which were not surrendered or accounted for at the end of the financial year are treated as receivables. Accounts receivables also include school fees billed to parents for services rendered but not paid. This is an enhancement to the cash accounting policy. Other accounts receivables are disclosed in the financial statements.

**6. Accounts Payable**

For the purposes of these financial statements, deposits and retentions held on behalf of third parties have been recognized as accounts payables. This is in recognition of the government practice of retaining a portion of contracted services and works pending fulfilment of obligations by the contractor and to hold deposits on behalf of third parties. Payables also include expenditure incurred for the purchase of goods, works and services that has been rendered and not settled. This is an enhancement to the cash accounting policy adopted for public secondary schools. Other liabilities are disclosed in the financial statements.

**7. Non-current assets**

Non-current assets are expensed at the time of acquisition while disposal proceeds are recognized as receipts at the time of disposal. However, the acquisitions and disposals are reflected in the school fixed asset register a summary of which is provided as a memorandum to these financial statements.

**8. Budget**

The budget is developed on the same accounting basis (cash basis), the same accounts classification basis, and for the same period as the financial statements. The *school's* budget was approved by the School Board of Management. A comparison of the actual performance against the comparable budget for the financial year under review has been included in the financial statements.

**9. Comparative figures**

Where necessary comparative figures for the previous financial year have been amended or reconfigured to conform to the required changes in presentation.

**10. Subsequent events**

There have been no events subsequent to the financial year end with a significant impact on the financial statements for the year ended 30<sup>th</sup> June 2023.

**11. Notes To The Financial Statements****1 Government Grants for Tuition**

Description	2022-2023	2021-2022
	Kshs	Kshs
Reference Materials	0	0
Exercise Books	0	240,835.00
Laboratory Equipment	875,587.50	273,545.00
Internal Exams	100,000.00	150,000.00
Teaching / Learning Materials	1,114,533.75	1,843,954.60
Others ( <i>specify</i> )*	0	0
<b>Total</b>	<b>2,090,121.25</b>	<b>2,508,334.60</b>

\*Include others as per MOE circulars

**2 Government Grants for Operations**

Description	2022-2023	2021-2022
	Kshs	Kshs
Personnel Emoluments	3,234,410.75	4,190,315.00
Repairs And Maintenance	3,067,000.00	3,833,500.00
Local Transport / Travelling	138,800.00	187,931.20
Electricity And Water	853,005.25	880,223.00
Medical	155,100.00	0.00
Administration Costs	1,352,867.00	1,733,668.00
Activity	434,512.50	0.00
<b>Total</b>	<b>9,235,695.50</b>	<b>10,825,637.20</b>

\*Include others as per MOE circulars

**3 Government Grants for infrastructure**

Description	2022-2023	2021-2022
	Kshs	Kshs
Maintenance & Improvement	0.00	0.00
Transition infrastructure grants	0.00	0.00
Administration Block	0.00	0.00
Economic stimulus grants	0.00	0.00
<b>Total</b>	<b>0.00</b>	<b>0.00</b>

## 4 School Fund Income - Parents Contribution/Fees

Description	2022-2023	2021-2022
	Kshs	Kshs
Personnel emoluments	5,171,880.00	5,892,974.00
Repairs and maintenance	1,673,930.00	1,786,511.00
Local transport / travelling	551,194.00	701,015.00
Electricity and water	3,071,013.00	2,731,938.00
Administration costs	1,515,761.00	1,301,622.00
Activity	251,791.00	388,144.00
Fee on Boarding Equipment and stores	21,842,784.00	19,054,852.00
<b>Total</b>	<b>34,078,353.00</b>	<b>31,857,056.00</b>

*\*Includes all levies charged by the school outside the fees structure but by mutual agreement with the parents.*

## 5 Miscellaneous Incomes

Description	2022-2023	2021-2022
	Kshs	Kshs
Income From Farming Activities	93,357.00	330,317.00
Income From Bus Hire	244,600.00	203,000.00
PA fund	436,000.00	0.00
Tender	14,500.00	49,000.00
Damages	0.00	759,765.25
<b>Total</b>	<b>788,457.00</b>	<b>1,342,082.25</b>

*(Include an explanation on the kind and source of grants/ donations received by the school.)*

*\*Ensure proper authorization from MOE before obtaining loans/borrowings.*

*\*Indicate what other income relates to including income arising from writebacks if any.*

## Notes to the Financial Statements (continued)

## 6 Tuition

Description	2022-2023	2021-2022
	Kshs	Kshs
Exercise Books	0.00	344,280.00
Textbooks	0.00	0.00
Reference materials	0.00	0.00
Laboratory Equipment	223,225.00	585,034.00
Teaching / Learning Materials	239,680.00	1,046,883.00
Internal Exams	200,000.00	134,200.00
Teachers Guides	0.00	0.00
Bank Charges	5,793.00	360.00
<b>Total</b>	<b>668,698.00</b>	<b>2,110,757.00</b>

## 7 Operations

Description	2022-2023	2021-2022
	Kshs	Kshs
Personnel Emoluments	2,626,580.75	3,432,225.53
Administration Cost	1,632,168.00	1,198,459.15
Repairs And Maintenance & Improvements	68,500.00	2,061,560.00
Local Transport / Travelling	193,150.00	76,710.00
Electricity And Water	523,539.00	742,452.00
Activity Expenses	684,682.00	17,600.00
Bank charges	9,515.00	0.00
Gratuity	0.00	100,000.00
Kitchen items(BES)	13,000.00	242,411.00
<b>Total</b>	<b>5,751,134.75</b>	<b>7,871,417.68</b>

## Notes to the Financial Statements (continued)

## 8 Infrastructure

Description	2022-2023	2021-2022
	Kshs	Kshs
Construction of classrooms	0.00	0.00
Construction of laboratory	0.00	0.00
Construction of dormitory	0.00	0.00
Purchase of furniture	0.00	0.00
Purchase of equipment	0.00	0.00
Others (bank charges)	3,126.00	0.00
<b>Total</b>	<b>3,126.00</b>	<b>0.00</b>

## 9 Boarding And School Fund

Description	2022-2023	2021-2022
	Kshs	Kshs
Fee On Boarding Equipment and Stores	17,248,287.31	17,664,048.00
Personnel Emoluments	7,006,178.99	7,181,741.87
Repairs And Maintenance & Improvements	1,555,933.00	719,725.00
Local Transport / Travelling	352,767.00	170,240.00
Electricity And Water	1,580,463.00	2,739,259.00
Medical Expenses	67,116.00	0.00
Administration Costs	2,707,360.00	3,916,414.93
Activities	1,239,828.00	372,880.00
Bank Charges	24,896.00	0.00
Expenses farming activities	65,410.00	273,090.00
Caution money	0.00	1,500.00
Bus expenses(Boarding account)	294,965.00	83,255.00
Bus expenses(Bus account)	37,132.17	95,040.00
Fees refund	145,430.00	182,059.00
Teaching/ leaning materials	0.00	177,205.00
Damages	137,875.00	0.00
Tuition account	502,373.01	366,092.00
Gratuity	202,000.00	303,000.00
Tender	0.00	4,000.00
Bank charges	24,896.00	0.00
<b>Total</b>	<b>33,168,014.48</b>	<b>34,249,549.80</b>

(Expenses on income generating activities\*\* should include all costs relating to the school earnings on miscellaneous receipts as recorded in note 5. These costs should include farm maintenance, posho mill maintenance, ground maintenance and costs incurred during hire of school bus among others).

## Notes to the Financial Statements (continued)

## 10 Bank Accounts

Account Name & Currency	Status	Bank Account Number	2022-2023	2021-2022
	Active/Dormant		Kshs	Kshs
Tuition Account	ACTIVE	1101534192	387,942.34	86,162.09
Operations Account	ACTIVE	1101536071	(3,014.97)	502,665.43
School Fund Account/Boarding	ACTIVE	1101539151	1,571,699.98	(527,544.94)
Savings Account(Bus a/c)	ACTIVE	1125730706	17,849.95	54,982.12
Infrastructural Account	ACTIVE	1212593170	7,040,281.00	4,291,407.00
<b>Total</b>			<b>9,014,758.30</b>	<b>4,407,671.70</b>

## 11 Cash In Hand

Description	2022-2023	2021-2022
	Kshs	Kshs
Tuition Account	316.00	00.00
Operation Account	00.00	796.00
School Fund Account	83,494.96	223,816.00
<b>Total</b>	<b>83,810.96</b>	<b>224,612.00</b>

## 12 Short Term Investments

Description	2022-2023	2021-2022
	Kshs	Kshs
Cooperative Shares	00.00	00.00
Treasury Bills	00.00	00.00
Fixed Deposit accounts	00.00	00.00
Other Investments	00.00	00.00
<b>Total</b>	<b>00.00</b>	<b>00.00</b>

## Notes to the Financial Statements (continued)

## 13 Accounts Receivable

Description	2022-2023	2021-2022
	Kshs	Kshs
Fees Arrears	38,405,375.39	34,773,508.58
Imprest	121,780.00	510,430.00
Salary Advances (list/schedule attached)	16,500.00	31,000.00
<b>Total</b>	<b>38,543,655.39</b>	<b>35,314,938.58</b>

## 13 b Ageing Analysis of Accounts Receivable

Description	2022-2023		2021-2022	
	Kshs		Kshs	
	Current FY	% of the total	Comparative FY	% of the total
Less than 1 year	7,829,591.67	17.22%	7,422,414.85	21.17%
Between 1- 2 years	7,422,414.85	16.32%	1,926,137.01	5.50%
Between 2-3 years	1,926,137.01	4.24%	1,720,602.58	4.94%
Over 3 years	21,227,231.86	62.21%	23,704,354.14	68.39%
<b>Total (should tie to note 13 a)</b>	<b>38,405,375.39</b>	<b>100%</b>	<b>34,773,508.72</b>	<b>100%</b>

## 14 Accounts Payable

Description	2022-2023	2021-2022
	Kshs	Kshs
Trade Creditors (See Ageing Below and Appendix 1)	12,278,434.96	10,467,848.48
Prepaid Fees	1,276,334.35	1,993,571.98
<b>Total</b>	<b>13,554,769.31</b>	<b>12,461,420.46</b>

## Notes to the Financial Statements (continued)

## 14a. Ageing Analysis of Accounts Payable

Description	2022-2023		2021-2022	
	Kshs		Kshs	
	Current FY	% of the total	Comparative FY	% of the total
Less than 1 year	10,110,458.76	82.35%	8,170,966.51	78.06%
Between 1- 2 years	2,167,976.20	17.65%	2,296,881.97	21.94%
Between 2-3 years	0.00	0.00%	0.00	0.00%
Over 3 years	0.00	0.00%	0.00	0.00%
<b>Total (should tie to note 14)</b>	<b>12,278,434.96</b>	<b>100%</b>	<b>10,467,848.48</b>	<b>100%</b>

## 15 Fund Balance Brought Forward

Description	2022-2023		2021-2022	
	Kshs		Kshs	
Bank Balances	4,407,671.90		3,143,471.71	
Cash Balances	224,612.00		368,007.50	
Short Term Investments	0.00		0.00	
Receivables	35,314,938.58		30,115,005.73	
Payables	(12,461,420.46)		(8,442,068.69)	
<b>Total</b>	<b>27,485,801.82</b>		<b>25,184,416.25</b>	

**Other important disclosure notes**

IPSAS Cash Standard encourages an entity to disclose accrual related information in relation to an entity's assets and liabilities. The notes outlined below are disclosure notes in relation to the school's non- financial assets and liabilities.

**16 Non-current Liabilities Summary**

Description	2022-2023	2021-2022
	Kshs	Kshs
Bank Loans	0.00	00.00
Outstanding Leases	00.00	00.00
Hire Purchase	00.00	00.00
Gratuity And Leave Provision	00.00	00.00
Others (specify)	00.00	00.00
<b>Total</b>	<b>0.00</b>	<b>00.00</b>

**17 Biological assets**

Description	Numbers	2022-2023	2021-2022
		Kshs	Kshs
Cattle	4	400,000.00	400,000.00
Goats	-	00.00	00.00
Trees	1657	00.00	00.00
Coffee Or Tea Plantation	-	00.00	00.00
Poultry	100	72,500.00	00.00
Others (specify)	-	00.00	00.00
<b>Total</b>		<b>472,500.00</b>	<b>400,000.00</b>

**18 Borrowings**

Description	Kshs	Kshs
Borrowings at beginning of the year	00.00	00.00
Borrowings during the year	00.00	00.00
Repayments during the year	00.00	00.00
<b>Balance at the end of the year</b>	<b>00.00</b>	<b>00.00</b>

## Other important disclosure notes

## 19 Stock/ Inventory

Description	2022-2023	2021-2022
	Kshs	Kshs
Food stuffs	19,988.00	28,765.00
Lab consumables	172,614.60	160,720.00
Farm produce	472,500.00	400,000.00
Medication	25,530.00	20,000.00
Construction Materials	00.00	00.00
Others (specify)	00.00	00.00
<b>TOTAL</b>	<b>690,632.00</b>	<b>609,485.00</b>

*(Stock to be measured at lower of cost and net realisable value. Net realisable value is the difference between selling costs less costs to sell)*

20 Progress On Follow Up Of Auditor Recommendations

The following is the summary of issues raised by the external auditor, and management comments that were provided to the auditor.

Ref No.	Issue / Observations from Auditor	Management comments	Status: (Resolved / Not Resolved)	Timeframe: (Put a date when you expect the issue to be resolved)

\_\_\_\_\_  
 Sign and Date  
 Principal

**PRINCIPAL**  
 MAZERAS HIGH SCHOOL  
 P.O. Box 4 - 80114, MAZERAS  
 \_\_\_\_\_  
 Sign

## 12. Annexes

## Annex I - Analysis of Pending Accounts Payable

Supplier Of Goods Or Services	Original Amount	Date Contracted	Amount Paid To-Date	Outstanding Balance Current 2022-2023	Outstanding Balance Comparative 2021-2022	Comments
	A	b	c	d=a-c		
	Kshs	Kshs	Kshs	Kshs	Kshs	
<b>Construction Of Buildings</b>						
1. CHIBOKO CONSTRUCTION CO.	0.00		0.00	0.00	212,827.00	
2.	0.00		0.00	0.00	00.00	
3.	0.00		0.00	0.00	00.00	
<b>Sub-Total</b>	0.00		0.00	0.00	00.00	
<b>Supply Of Goods</b>						
4. BEDAMAR ENTERPRISES	3,576,760.00	01.07.2022	0.00	3,576,760.00	2,411,550.67	
5. SOWER ENTERPRISES	216,185.00	01.07.2022	0.00	216,185.00	0.00	
6. KANSBAG LIMITED	939,479.00	01.07.2022	0.00	939,479.00	0.00	
7. GENTRADE SUPPLIES	275,174.00	01.07.2022	0.00	275,174.00	0.00	
8. COPY CAT LTD	116,000.00	01.07.2022	0.00	116,000.00	0.00	
9. MYKSONS ENTERPRISES	92,000.00	01.07.2022	0.00	92,000.00	0.00	
10. BURNEY LIMITED	634,345.00	01.07.2022	0.00	634,345.00	00.00	
11. RLC SERVICES	118,100.00	01.07.2022	0.00	118,100.00	101,150.00	
12. GODANA BUTCHERY	689,300.00	01.07.2022	0.00	689,300.00	00.00	

**MAZERAS HIGH SCHOOL**  
**Annual Report and Financial Statements For the year ended 30<sup>th</sup> June 2023**

Supplier Of Goods Or Services	Original Amount	Date Contracted	Amount Paid To-Date	Outstanding Balance Current 2022-2023	Outstanding Balance Comparative 2021-2022	Comments
13. TAKAUNGU STATIONERIES	1,104,278.00	01.07.2022	0.00	1,104,278.00	1,024,294.00	
14. MOYO MUDZO ENTERPRISES	110,000.00	01.07.2022	0.00	110,000.00	327,000.00	
15. KEMWACH ENTERPRISES	191,800.00	01.07.2022	0.00	191,800.00	89,700.00	
16. FOCHEM ENTERPRISES	156,550.00	01.07.2022	0.00	156,550.00	00.00	
17. LIZAM ENTERPRISES	477,745.00	01.07.2022	0.00	868,125.00	716,070.00	
18. SIDKAN GENERAL SUPPLIES LTD	19,140.00	01.07.2022	0.00	19,140.00	00.00	
19. CHIREMBA ENTERPRISES	246,200.00	01.07.2022	0.00	246,200.00	228,800.00	
20. COMPARE SOLUTIONS	212,500.00	01.07.2022	0.00	212,500.00	133,000.00	
21. TALENT PRESS LIMITED	60,000.00	01.07.2022	0.00	60,000.00	60,000.00	
22. KALMAR AND MARKETING	377,622.00	01.07.2022	0.00	377,622.00	00.00	
23. TAMARANDS ENTERPRISES	314,400.00	01.07.2022	0.00	314,400.00	83,400.00	
24. KAYIM STATIONERY	358,750.00	01.07.2022	0.00	358,750.00	00.00	
25. MASS ENTERPRISES	207,050.00	01.07.2022	0.00	207,050.00	00.00	
26. TEACHERS @LARGE CONCEPT	67,500.00	01.07.2022	0.00	67,500.00	00.00	
27. AUTASHA VENTURES	100,000.00	01.07.2022	0.00	100,000.00	100,000.00	
28. EDDEN BOOKS	138,758.20	01.07.2022	0.00	138,758.20	0.00	
<b>Sub-Total</b>	<b>11,190,016.20</b>			<b>11,190,016.20</b>	<b>605,200.00</b>	
<b>Supply Of Services</b>						
29. KAHWEA ELECTRICAL SERVICES	75,000.00	01.07.2022	0.00	75,000.00	128,500.00	

Supplier Of Goods Or Services	Original Amount	Date Contracted	Amount Paid To-Date	Outstanding Balance Current 2022-2023	Outstanding Balance Comparative 2021-2022	Comments
30. ASSOCIATED MOTORS	23,724.90	01.07.2022	0.00	23,724.90	00.00	
31. CALMAX VENTURES	19,780.00	01.07.2022	0.00	19,780.00	20,100.00	
32. RONITEX TYRE SERVICES	72,000.00	01.07.2022	0.00	72,000.00	00.00	
33. PERSONAL EMOLUMENT (JUNE 2023)	897,913.86	01.07.2022	0.00	897,913.86	0.00	
<b>Sub-Total</b>	<b>1,088,418.76</b>			<b>1,088,418.76</b>	<b>148,600.00</b>	
<b>Grand Total</b>	<b>12,278,434.96</b>			<b>12,278,434.96</b>	<b>753,800.00</b>	

17

Annex 2 – Summary of Fixed Assets Register

**ASSET REGISTER**

NAME	UNIT	LOCATION	OPENING BALANCES AS AT 1 <sup>ST</sup> JULY 2022	ADDITIONS DURING THE YEAR	DISPOSAL DURING THE YEAR	BALANCES AS AT THE END OF THE YEAR 30 <sup>TH</sup> JUNE 2023	SOURCE. S2 STORES LEDGERS NUMBER IF NO.
GENERATOR	PC	BOARDING AREA	1	0	0	1	7
SCHOOL BUS	PC	PACKING	1	0	0	1	8
FIRE EXTINGUISHERS	PC	FIXED	15	0	0	15	31
OFFICE CHAIRS	PC	OFFICES	6	0	0	6	23

MAZERAS HIGH SCHOOL

Annual Report and Financial Statements For the year ended 30<sup>th</sup> June 2023

OFFICE TABLES	PC	OFFICES	4	0	0	4	24
LABORATORY TABLES	PC	LAB	22	0	0	22	14
LAB STOOLS	PC	LAB	164	0	0	164	6
DH TABLES	PC	DINING HALL	25	0	0	25	6
DH BENCHES	PC	DINING HALL	41	0	0	41	7
WOODWORK WORKING BENCHES	PC	WORKSHOP	12	0	0	12	94
COMPUTERS	PC	COMPUTER ROOM	13	2	0	15	5
LAPTOPS	PC	HOD'S	6	4	0	10	5/30
PHOTO/PRINTERS	PC	Secretaries,computer lab,Accounts office,D/Principal offices	14	1	0	15	9/10
PHOTO COPIER MACHINE	PC	SECRETARY OFFICE	1	0	0	1	10
TEACHERS LOCKERS	PC	STAFFROOM	38	0	0	38	24
TEACHERS CHAIRS	PC	STAFF ROOM	39	0	0	39	23
CONFERENCE CHAIRS	PC	BOARDROOM	33	0	0	33	1
BOARDROOM TABLES	PC	BOARDROOM	4	0	0	4	14
CLASSROOM TABLES	PC	CLASSROOMS	5	0	0	5	14
STUDENTS LOCKERS	PC	CLASSROOMS	710	100	0	810	1
STUDENTS CHAIRS	PC	CLASSROOMS	730	100	0	830	1
LAWN MOWER	PC	Cow shed	1	0	0	1	12
PLASTIC CHAIRS	PC	Computer Lab	43	0	0	43	75
REFREGERATOR	PC	Chemistry lab	2	0	0	2	89

MAZERAS HIGH SCHOOL

Annual Report and Financial Statements For the year ended 30<sup>th</sup> June 2023

MUSIC KEYBOARD	PC	Deputy principal office	1	0	0	1	26
MICROPHONE SET	PC	Deputy principal office	1	0	0	1	27
LIBRARY TABLES	PC	LIBRARY	7	0	0	7	14
ELECTRICK BELL	PC	Fixed	1	0	0	1	76
DOOR MATS	PC	Adm. block	3	0	0	3	77
WHITE BOARDS	PC	CLASSROOMS	16	23	0	39	78/100
GRAPH BOARDS	PC	CLASSROOMS	16	0	0	16	79
CLASS NOTICE BOARD	PC	CLASSROOMS	16	0	0	16	80
PRUNNING SCISSORS	PCS	ARTISIAN WORKSHOP	1	1	0	2	68
CLASSES	UNIT	TUITION AREA	16	1	0	17	82
DORMS	UNIT	TUITION AREA	11	0	0	11	3
SCIENCE LABS	UNIT	TUITION AREA	3	0	0	3	82
WORKSHOP	UNIT	TUITION AREA	2	0	0	2	82
COMPUTER ROOM	UNIT	TUITION AREA	1	0	0	1	82
STAFFROOM	UNIT	TUITION AREA	1	0	0	1	82
TOILETS	UNIT	BOARDING AREA	26	0	0	26	82
TOILETS -STAFF	UNIT	TUITION AREA	6	0	0	6	82
ADMINISTARTION BLOCK	UNIT	TUITION AREA	1	0	0	1	82
WASHROOMS	CUBICLE	TUITION AREA	20	0	0	20	82
TOILET BLOCK	DOOR UNIT	TUITION AREA	12	0	0	12	82

MAZERAS HIGH SCHOOL

Annual Report and Financial Statements For the year ended 30<sup>th</sup> June 2023

KITCHEN	UNIT	BOARDING AREA	1	0	0	1	82
MULTIPURPOSE HALL 1	UNIT	BOARDING AREA	1	0	0	1	82
PRINCIPALS HOUSE	UNIT	BOARDING AREA	1	0	0	1	82
DEPUTYS HOUSE	UNIT	BOARDING AREA	1	0	0	1	82
PLASTIC TANK 10,00 LTS	PC	BOARDING AREA	6	0	1 BROKEN	5	4
SAFE	PC	ACCOUNTS OFFICE	1	0	0	1	84
METAL CABINET	PC	ADM.BLOCK	2	0	0	2	83
INBUILT CABINET	PC	ADM.BLOCK	2	0	0	2	85
STAND FAN	PC	ACCOUNTS OFFICE & PRINC. OFFICE	3	0	0	3	86
CLOCK	PC	OFFICES	10	0	0	3	93
POTRAIT	PC	ADMIN. BLOCK	1	0	0	1	87
TELEVISION SET	PC	DINING HALL/STAFFROOM	2	0	0	2	88
LAND	ACRE S		35	0	0	35	90
DAIRY SHADE	PC	BOARDING AREA	1	0	0	1	89
POULTRY SHADE	PC	BOARDING AREA	1	0	0	1	89
COWS	PC	BOARDING AREA	4	0	0	4	
BACK PACK SPRAYER	PC	FARM AREA	2	0	0	2	91
SMALL WATER TANK(PLASTIC)	PCS	BOARDING AREA	7	0	0	7	4

MAZERAS HIGH SCHOOL

Annual Report and Financial Statements For the year ended 30<sup>th</sup> June 2023

WATER DISPENSOR	PCS	STAFFROOM	1	0	0	1	93
FANS(CEILING)	PCS	OFFICES	16	0	0	16	92
MOBILE PHONE	PCS	ADM. BLOCK	1	1	0	2	37
SCHOOL TREES	TREE S	BOARDING AREA	1657	0	0	1657	96
<b>KITCHEN EQUIPMENT/COOKERY/CUTLERY EQUIPMENT</b>							
TABLE SPOONS	PC	KITCHEN	565	50	0	615	28/38
TEA SPOONS	PC	KITCHEN	24	0	0	24	38
DINNING PLATES	PC	KITCHEN	109	0	0	109	61
MWIKO	PC	KITCHEN	10	0	0	10	14
TEA MUGS/CUPS	PC	KITCHEN	133	84	0	217	34/89/93
HOT POTS	PC	KITCHEN	11	0	0	11	66
MODERN JIKOS	PC	KITCHEN	5	0	0	5	1
TEA FLASK	PC	KITCHEN	26	0	0	26	29/56
SUFURIA AND LIDS	PC	KITCHEN	17	0	0	17	19/46
TEA URN	PC	KITCHEN	1	0	0	1	51
KETTLE	PC	KITCHEN	2	0	0	2	17
DOUGH MIXER	PC	KITCHEN	1	0	0	1	11
GLASS BOWL	PC	KITCHEN	1	0	0	1	92
GLASSES	PC	KITCHEN	20	0	0	20	33
PLASTIC DISH	PC	KITCHEN	60	0	0	60	
PLASTIC PLATES	PC	KITCHEN	15	0	0	15	37
MELAMINE PLATES	PC	KITCHEN	23	24	0	47	86
SERVING SPOONS	PC	KITCHEN	12	0	0	12	15

MAZERAS HIGH SCHOOL

Annual Report and Financial Statements For the year ended 30<sup>th</sup> June 2023

BREAD TIN TRAYS PLASTIC	PC	KITCHEN	22	0	0	9	77
WHEEL BARROW	PC	KITCHEN	2	0	0	2	18
HORSE PIPE	PC	KITCHEN	1	0	0	1	32
WEIGHING MACHINE ELECTRONIC	PC	KITCHEN	2	0	0	2	80
HEAVY DUTY DUSTBIN	PC	KITCHEN	1	0	0	1	25
BAKING OVEN	PCS	KITCHEN	1	0	0	1	85
SPRING SCALE(5KG)	PC	KITCHEN	2	0	0	2	76
FREEZER(SANYO)	PCS	KITCHEN	1	0	0	1	70
BAKING TRAYS HOLDERS-WIREMES H	PCS	KITCHEN	13	0	0	13	69
PLASTIC TANK	PCS	KITCHEN	2	0	0	2	68
KARAI&MWIKO	PC	KITCHEN	1	0	0	1	67
PLASTIC TRAYS	PCS	KITCHEN	2	2	0	4	63
WALL CLOCK	PC	KITCHEN	1	0	0	1	62
GLASS PLATE	PCS	KITCHEN	5	0	0	5	60
WOODEN PALLATES	PCS	KITCHEN	6	0	0	6	39
SUGAR DISHES	PCS	KITCHEN	11	0	0	11	58
TEA FLASK	PCS	KITCHEN	7	0	0	7	56
CHIMNEY	PCS	KITCHEN	2	0	0	2	53
BREAD CRATES	PCS	KITCHEN	2	0	0	2	52
LONG HANDLE BROOM	PCS	KITCHEN	2	0	0	2	50
MOP BUCKETS	PCS	KITCHEN	1	0	0	1	48
MOPS	PCS	KITCHEN	1	0	0	1	47

MAZERAS HIGH SCHOOL

Annual Report and Financial Statements For the year ended 30<sup>th</sup> June 2023

PLASTIC CUPS	PCS	KITCHEN	8	0	0	8	44
TABLE CLOTHS	PAIR S	KITCHEN	3	0	0	3	43
GRATER	PC	KITCHEN	1	0	0	1	42
JUGS	PCS	KITCHEN	5	0	0	5	41
SALT SHAKERS	PCS	KITCHEN	4	0	0	4	36
OFFICE DESKS	PCS	KITCHEN	1	0	0	1	30
AXE	PCS	KITCHEN	1	1	0	2	27
PANGAS	PCS	KITCHEN	2	0	0	2	26
TEOS	PCS	KITCHEN	1	0	0	1	25
HAND BRUSHES	PCS	KITCHEN	1	0	0	1	24
KNIVES	PCS	KITCHEN	14	0	0	14	21
ROLLING PIN /BOARD	PC	KITCHEN	1	0	0	1	20
FRYING PAN	PC	KITCHEN	1	0	0	1	16
PLASTIC BUCKET	PCS	KITCHEN	4	0	0	4	13
PLASTIC SIEVE	PCS	KITCHEN	2	0	0	2	12
MEASURING JAGS	PCS	KITCHEN	2	0	0	2	10
METAL BASINS	PCS	KITCHEN	4	0	0	4	8
BENCHES	PCS	KITCHEN	41	0	0	41	7
DINING TABLES	PCS	KITCHEN	26	0	0	26	6
KITCHEN CUOBOARD	PCS	KITCHEN	2	0	0	2	5
CHAIRS	PCS	KITCHEN	2	0	0	2	4
TABLES	PCS	KITCHEN	1	0	0	1	3
BELLERIVE SUFURIAS & LID	PCS	KITCHEN	5	0	0	5	2
CEMENTED TANK	PCS	KITCHEN	1	0	0	1	94
BELLERIVE COOKER	PCS	KITCHEN	5	0	0	5	1

**MAZERAS HIGH SCHOOL**

**Annual Report and Financial Statements For the year ended 30<sup>th</sup> June 2023**



**CHECKED BY: .....  
PRINCIPAL**

**MAZERAS HIGH SCHOOL**

**PRINCIPAL  
MAZERAS HIGH SCHOOL  
P.O. Box 4 - 80114, MAZERAS**

 Sign

*(The school should ensure that a detailed fixed assets register is maintained).*

