



REPUBLIC OF KENYA



**REPORT**


**OF**

**THE AUDITOR-GENERAL**

**ON**

**STATE DEPARTMENT FOR HOUSING,  
URBAN DEVELOPMENT AND PUBLIC WORKS**

**FOR FOUR (4) MONTHS' PERIOD  
ENDED 31 OCTOBER, 2018**

 THE NATIONAL ASSEMBLY PAPERS LAID	
DATE:	09 FEB 2021
	DAY: Tuesday
TABLED BY:	The leader of the Majority party
CLERK-AT THE TABLE:	perpetual Muga



---

**MINISTRY OF TRANSPORT, INFRASTRUCTURE, HOUSING AND URBAN  
DEVELOPMENT**


**STATE DEPARTMENT FOR HOUSING, URBAN DEVELOPMENT AND  
PUBLIC WORKS**

**REPORTS AND FINANCIAL STATEMENTS**

**FOR THE PERIOD JULY 1 TO OCTOBER 30, 2018**

---

Prepared in accordance with the Cash Basis of Accounting Method under the International Public Sector Accounting Standards (IPSAS)

 <b>THE NATIONAL ASSEMBLY PAPERS LAID</b>	
<b>DATE:</b> 09 FEB 2021	
<b>DAY:</b> Tuesday	
<b>TABLED BY:</b>	the leader of the Majority party
<b>CLERK-AT-THE-TABLE:</b>	penpedral Muiga

**STATE DEPARTMENT FOR HOUSING, URBAN DEVELOPMENT AND PUBLIC WORKS**  
**Reports and Financial Statements**  
**For the Period ended October 30, 2018**

---

**Table of Contents**

I.	KEY ENTITY INFORMATION AND MANAGEMENT .....	iii
II.	FORWARD BY THE CABINET SECRETARY .....	xi
III.	STATEMENT OF ENTITY MANAGEMENT RESPONSIBILITIES .....	5
IV.	REPORT OF THE INDEPENDENT AUDITORS ON STATE DEPARTMENT OF HOUSING AND URBAN DEVELOPMENT AND PUBLIC WORKS .....	7
V.	STATEMENT OF RECEIPTS AND PAYMENTS .....	9
VI.	STATEMENT OF ASSETS AND LIABILITIES .....	10
VII.	STATEMENT OF CASH FLOWS .....	11
VIII.	SUMMARY STATEMENT OF APPROPRIATION: RECURRENT AND DEVELOPMENT COMBINED .....	12
IX.	SUMMARY STATEMENT OF APPROPRIATION: RECURRENT .....	14
X.	SUMMARY STATEMENT OF APPROPRIATION: DEVELOPMENT .....	16
XI.	BUDGET EXECUTION BY PROGRAMMES AND SUB-PROGRAMMES .....	17
XII.	SIGNIFICANT ACCOUNTING POLICIES .....	18
XIII.	NOTES TO THE FINANCIAL STATEMENTS .....	22
XIV.	OTHER IMPORTANT DISCLOSURES .....	27
XV.	PROGRESS ON FOLLOW UP OF AUDITOR RECOMMENDATIONS .....	28
XVI.	FINANCIAL YEAR AND COMPARATIVES .....	28
XVII.	ANNEXES .....	30

**STATE DEPARTMENT FOR HOUSING, URBAN DEVELOPMENT AND PUBLIC WORKS**  
**Reports and Financial Statements**  
**For the Period ended October 30, 2018**

---

**I. KEY ENTITY INFORMATION AND MANAGEMENT**

**(a) Background information**

The state department of Housing and Urban development falls under the Ministry of Transport, Infrastructure, and Housing and Urban Development.

The Ministry of Transport, Infrastructure, and Housing and Urban Development was formed on May, 2016. At cabinet level, the Ministry is represented by the Cabinet Secretary who is responsible for the general policy and strategic direction.

**Departments**

The Ministry consists of the following five State Departments;

State Department for Transport  
State Department for Infrastructure  
State Department for Housing and Urban Development  
State Department for Maritime and Shipping Affairs  
State Department for Public Works

The State Department of Housing and Urban Development was established through Executive Order NO.1 of May 2016. The Department is mandated to provide policy direction on matters related to housing and urban development notably: housing policy management; development and management of affordable housing; management of building and construction standards and codes; national secretariat of human settlement; management of civil servants housing scheme; development and management of government housing; shelter and slum upgrading; building research services; registration; registration of contractors and material suppliers building research services; registration of civil, building electro-mechanic contractors; registration of architects and quantity surveyors; urban planning and development. The State Department of Housing and Urban Development at the Cabinet level is represented by the Cabinet Secretary for Ministry of Transport, infrastructure, Housing who is responsible for the general policy and strategic direction of the entity.

**Vision**

To be a globally competitive organization in provision of adequate and decent housing in a sustainable environment and coordinated urban development.

**Mission**

To facilitate access to adequate and decent housing and integrated infrastructure for sustainable socio- economic development.

**Strategic Goal**

The Strategic goal for the sub-sector is to attain sustainable provision, management and development of a regulated built environment.

**STATE DEPARTMENT FOR HOUSING, URBAN DEVELOPMENT AND PUBLIC WORKS**  
**Reports and Financial Statements**  
**For the Period ended October 30, 2018**

---

**Strategic Objectives**

The strategic objectives of the sector are to:-

- i. Facilitate the production of decent and affordable housing and enhanced estates management services.
- ii. Improve infrastructure development, connectivity and accessibility, safety and security within urban areas and Metropolitan Regions.
- iii. Oversee the construction industry and coordinate its development for sustainable socio-economic development
- iv. Provide efficient and effective support services for sustainable housing and urban development.

**Core Values**

In its endeavour to execute its Mandate, the state department is guided by the following Core Values/Principles:-

- Team spirit
- Prompt customer responsiveness
- Integrity – honesty, accountability and transparency
- Patriotism
- Consultative
- Professionalism
- Gender equity and equality

The state department day-to-day management is under the following key organs:

- Directorate of Urban and Metropolitan Development
- Directorate of Housing Development and Human Settlement
- Directorate of General Administration, Planning and Support Services

**Departments**

The State Department comprises the following;

General Administration and Planning

Housing

Slum Upgrading

Kenya Informal Settlements Improvement Project (KISIP)

Estates;

Civil Servants Housing Scheme (CSHS); and

Urban Development and Metropolitan Development

**Institutions**

National Housing Corporation

Rent Restriction Tribunal

**STATE DEPARTMENT FOR HOUSING, URBAN DEVELOPMENT AND PUBLIC WORKS**  
**Reports and Financial Statements**  
**For the Period ended October 30, 2018**



---

**(b) Key Management**




During the period under review the department's day-to-day management is under the following key organs:

**(c) Key Management**

During the period under review the department's day-to-day management is under the following key organs:

No.	Designation	Name
1.	Cabinet Secretary	 James Macharia, EGH
2.	Principal Secretary -Accounting Officer	 Charles M. Hinga, CBS

**STATE DEPARTMENT FOR HOUSING, URBAN DEVELOPMENT AND PUBLIC WORKS**  
**Reports and Financial Statements**  
**For the Period ended October 30, 2018**

3.	Secretary, Administration	 Florence Amoiti
4.	Secretary, Housing	 Patrick M. Bucha
5.	Secretary, Urban and Metropolitan Development	 Enosh O. Momanyi

**(d) Fiduciary Management**

The key management personnel who held office during the financial period ended 30th June, 2018 and who had direct fiduciary responsibility were:

**STATE DEPARTMENT FOR HOUSING, URBAN DEVELOPMENT AND PUBLIC WORKS**  
**Reports and Financial Statements**  
**For the Period ended October 30, 2018**

---

No.	Designation	Name
1.	Principal Secretary (Accounting Officer), P.S	Charles M. Hinga, CBS
2.	Secretary Administration, Directorate of General Administration, Planning and Support Services (DA)	Florence Amoit
3.	Secretary, Directorate of Housing Development and Human Settlement	Patrick M. Bucha
4.	Secretary, Directorate of Urban and Metropolitan Development	Enosh O. Momanyi
5.	Chief Finance Officer (CFO)	Evelyn O. Nyakwara
6.	Deputy Director SuppliesChain Services	Hilder Kaara
7.	Assistant Accountant General	James Barasa Oundo

**(e) Fiduciary Oversight Arrangements**

**Composition of the Committee Members**

The various committee members within the State Department are drawn from various sectors of the economy and have a wide range of skills and experience and each contributes independently judgement and knowledge of the committee discussions.

On appointment each committee member is provided with a comprehensive and tailored induction processes covering the State Department's business and operations and provided with information relating to their legal and regulatory obligations.

All committee members and required to re-submit themselves for re-appointment after expiry of their term.

The committee was responsible and instrumental in:

- Improving the quality of financial reporting by ensuring the accounts are prepared in a timely and accurate manner to facilitate prompt submission of annual financial statements to the Auditor General with a copy to the National Treasury and the Controller of Budget not later than 30th September of each subsequent year as well as submission of quarterly financial statements accounts to the Cabinet Secretary with a copy to the National Treasury and the Controller of Budget not later than fifteen (15) after the end of each quarter.
- Reviewing and making recommendations on management programs established to monitor compliance with sound public financial management, internal controls, policies, laws, regulations, procedures and the code of ethics.
- Strengthening the effectiveness of the internal audit function including regular review of its capacity, review and approval of the internal audit charter and internal audit annual work plan.

**STATE DEPARTMENT FOR HOUSING, URBAN DEVELOPMENT AND PUBLIC WORKS**  
**Reports and Financial Statements**  
**For the Period ended October 30, 2018**

---

The following are the different committees and their activities in the Departments:

**Audit Committee Activities**

- i. Evaluating adequacy of management procedures with regard to risk management, control and governance
- ii. Reviewing and approving the audit charter and the internal audit manual work plans
- iii. Reviewing the internal and external audit findings/recommendation and proposing necessary action
- iv. Reviewing the systems established to ensure sound public financial management and Internal controls, compliance with policies, laws, regulations, procedures plans and ethics
- v. Initiating special audit/investigation on any allegations, concerns and complaints regarding, lack of accountability and transparency in consultation with the Accounting Officer.
- vi. Any other task which are within the mandate of the committee

**Budget Implementation Committee Activities**

- i. Budget Implementation
- ii. Budget Review Expenditure
- iii. Evaluation of projects implementation status
- iv. Discuss and agree on re-allocation/increase or decrease of budgetary allocations
- v. Preparation of quarterly expenditure forecasts for discussions with National Treasury for release of funds
- vi. Implementation of the National

**Parliamentary Committee Activities**

- i. Gather information on issues raised
- ii. Receive and compile the gathered information
- iii. Facilitate the Cabinet Secretary's appearance at the parliament and Senate as requested
- iv. Make follow up on issues raised form both National Assembly and the Senate
- v. Submit responses as required and agreed by the Cabinet Secretary
- vi. Make annual reports on all matters attended to in response to parliament concerns

**Development Partner Oversight Activities**

- i. Carrying out periodic financial review on project activities
- ii. Issuing no objection clearance on planned spending on project activities
- iii. Carrying out regular supervision mission
- iv. Offering advice on the best practices worldwide as far project implementation is concerned
- v. Offering technical support where local talent insufficient
- vi. Carrying out training activities where necessary

**Human Resources Management Advisory Committee Activities**

This committee is composed of the following members drawn from various sectors of the economy with broad business knowledge.

This is the committee charged with the responsibilities of taking care of human resources needs.

- i. Review of promotions of officers in Job Group A-P
- ii. Review of confirmations in appointment

**STATE DEPARTMENT FOR HOUSING, URBAN DEVELOPMENT AND PUBLIC WORKS**  
**Reports and Financial Statements**  
**For the Period ended October 30, 2018**

---

- iii. Review of disciplinary matters
- iv. Review of re-designation of officers from one cadre to another and
- v. Confirmation of surcharge of officers found to have misused government resources.

**Training Committee activities**

This committee is composed of the following members drawn from various sectors of the economy with broad business knowledge:

This is the committee charged with the responsibilities of human resource development needs.

Their duties include:

- i. Overall coordination of the training functions in the State Department.
- ii. Review and implementation of the State Department training plan;
- iii. Review of induction of newly appointed officers and activities around long term training.

**(f) Entity Headquarters**

State Department of Housing and Urban Development  
P.O Box 30119-00100 Nairobi, Kenya  
Tel. No: +254-020-2713833  
Fax: +254-020-2734886  
Website: [www.housingandurban.go.ke](http://www.housingandurban.go.ke)  
Ardhi House Building  
1<sup>st</sup> Ngong Avenue  
NAIROBI, KENYA

**(g) Entity Contacts**

State Department of Housing and Urban Development  
P.O Box 30119-00100 Nairobi, Kenya  
Tel. No: +254-020-2713833  
Fax: +254-020-2734886  
E-mail: [pshud@ardhi.go.ke](mailto:pshud@ardhi.go.ke), [info@housingandurban.go.ke](mailto:info@housingandurban.go.ke)  
Website: [www.housingandurban.go.ke](http://www.housingandurban.go.ke)  
Ardhi House Building

1<sup>st</sup>Ngong Avenue  
NAIROBI, KENYA

**(h) Entity Bankers**

Central Bank of Kenya  
Haile Selassie Avenue  
P.O. Box 60000 (City Square 00200)  
Nairobi, Kenya  
Telephone: (254) 202860000  
E-mail: [comms@centralbank.go.ke](mailto:comms@centralbank.go.ke)  
Website: [www.centralbank.go.ke](http://www.centralbank.go.ke)

**STATE DEPARTMENT FOR HOUSING, URBAN DEVELOPMENT AND PUBLIC WORKS**  
**Reports and Financial Statements**  
**For the Period ended October 30, 2018**

---

**(i) Independent Auditors**

Auditor General  
Kenya National Audit Office  
Anniversary Towers, University Way  
P.O.Box 30084  
GOP 00100  
Nairobi, Kenya

**(j) Principal Legal Adviser**

The Attorney General  
State Law Office  
Harambee Avenue  
P.O. Box 40112  
City Square 00200  
Nairobi, Kenya

**STATE DEPARTMENT FOR HOUSING, URBAN DEVELOPMENT AND PUBLIC WORKS**  
**Reports and Financial Statements**  
**For the Period ended October 30, 2018**

**II. FORWARD BY THE CABINET SECRETARY**

The Ministry of Transport, Infrastructure, and Housing and Urban Development was formed on 5<sup>th</sup> day of June, 2018. At cabinet level, the Ministry is represented by the Cabinet Secretary who is responsible for the general policy and strategic direction. The Ministry is mandated to provide effective leadership and coordination in planning, policy formulation and tracking results for a globally competitive and prosperous nation. This is derived from the Executive order No. 70 of 2016.

**Departments**

The Ministry consists of the following five State Departments;

State Department for Transport

State Department for Infrastructure

State Department for Housing and Urban Development

State Department for Shipping and Maritime Affairs

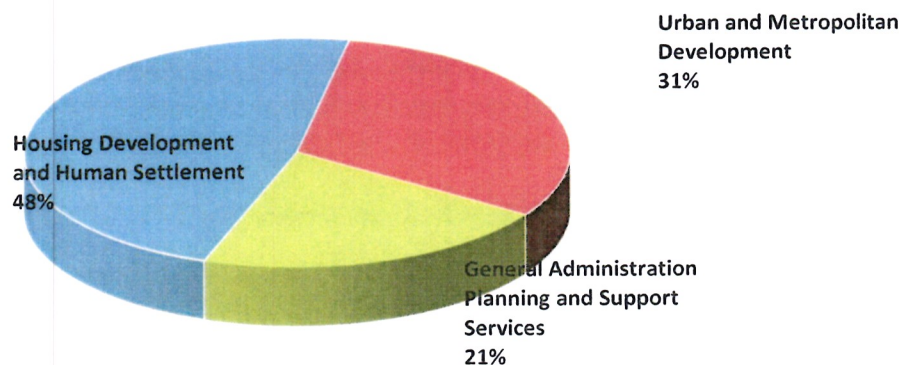
State Department for Public Works

**BUDGET ALLOCATION**

In the financial year 2018/19 the State Department State Department for Housing and Urban Development had a gross budget of KShs. **2,879,376,712** which was made up of KShs. **836,871,490** and KShs. **2,042,505,222** for recurrent and development vote respectively.

The State Department was to expend the gross budget of KShs **2,879,376,712** under the following three programmes:

**BUDGET ALLOCATION BY PROGRAMMES**



**STATE DEPARTMENT FOR HOUSING, URBAN DEVELOPMENT AND PUBLIC WORKS**  
**Reports and Financial Statements**  
**For the Period ended October 30, 2018**

---

**A. Budget performance against actual amounts for current year based on economic classification and programmes**

**1. Programme 1: Housing Development and Human Settlement**

The objective is to facilitate the production of decent, safe and affordable housing and enhanced estates management services. This programme was allocated Ksh 1,369,035,341 which represent 48%.

A total of Ksh.1,349,702,118 was spent under the following sub programmes:

- a) Sub – programme S.P 102010000: Housing Development
- b) Sub – programme S.P 102020000: Estate Management

**2. Programme 2: Urban and Metropolitan Development**

The objective is to improve infrastructure development, connectivity and accessibility, safety and security within urban areas and Metropolitan Regions. This programme was allocated Ksh 899,668,813 which represents 31%. A total of Ksh.823,689,913 was spent under the following sub programmes:

- a) Sub – programme S.P 105020000: Metropolitan Planning & Infrastructure Development
- b) Sub – programme S.P 105040000: Urban Planning, Investment and Research
- c) Sub – programme S.P 105050000: Urban Markets Development

**3. Programme 3: General Administration, Planning and Support Services**

The objective is to efficient and effective support services for sustainable housing and urban development. This programme was allocated Kshs 610,672,558 which represent 21%. A total of Kshs 479,663,125 was spent under the following sub programmes:

- a) Sub Programme S.P 106010000: Administration, Planning & Support Services

**Key Performance Highlights**

Below is an overview of the financial performance for the period ended 30th October 2018 as reported in the detailed financial statements together with the commentary and comparative analysis against budget and prior year for the key items in the financial statements.

**Financial Performance Summary**

Actual Performance against Budget for Year to 30th October 2018

<b>Financial Performance</b>	<b>Printed Estimates</b>	<b>Actual</b>	<b>Variance</b>	<b>%</b>
	<b>KShs</b>	<b>KShs</b>	<b>KShs</b>	<b>Utilisation Variance</b>
Total Receipts	2,879,376,712	2,706,330,343	173,046,369	94%
Total Payments	2,879,376,712	2,654,151,055	225,225,656	92%

**STATE DEPARTMENT FOR HOUSING, URBAN DEVELOPMENT AND PUBLIC WORKS**  
**Reports and Financial Statements**  
**For the Period ended October 30, 2018**

<b>Surplus for the Year</b>	-	<b>52,179,287</b>		
-----------------------------	---	-------------------	--	--

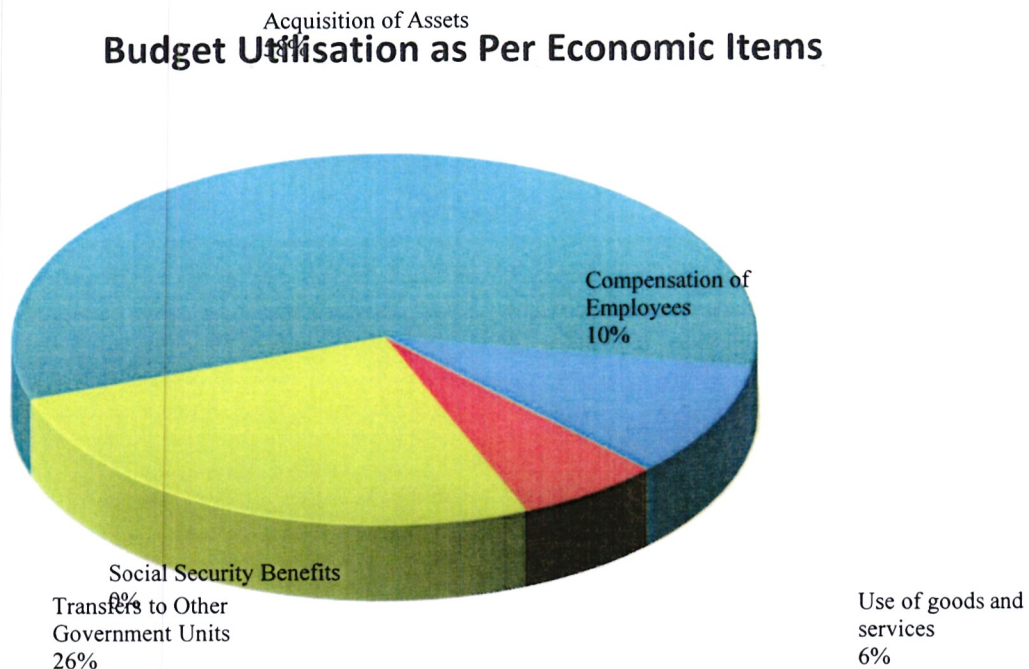
Actual receipts by the MDAs stood at 6% below budget while actual payments were 8% below budget. This is attributable to underutilisation of budget allocation for acquisition of assets and less receipts from proceeds from foreign borrowings and exchequer provisions.

**Budget Utilisation**

The State Department spent KShs. 2,654,151,055 against an approved budget of KShs. 2,879,376,712 representing absorption of 92%. Utilisation of the budget was carried out through various activities (economic classifications) as shown in the chart below:

	Approved Budget Allocation	Actual Payments	Variance
Compensation of Employees	393,227,032	263,707,492	129,519,540
Use of goods and services	174,622,349	164,297,644	10,324,706
Transfers to Other Government Units	687,042,900	686,250,000	792,900
Acquisition of Assets	1,624,484,431	1,539,895,919	84,588,511
<b>Total Payments</b>	<b>2,879,376,712</b>	<b>2,654,151,055</b>	<b>225,225,656</b>

**Budget Utilisation as Per Economic Items**



**STATE DEPARTMENT FOR HOUSING, URBAN DEVELOPMENT AND PUBLIC WORKS**  
**Reports and Financial Statements**  
**For the Period ended October 30, 2018**

---

It is noted that 58% of the State Department's budget was used in Acquisition of assets, (26%) Transfers to other government units i.e. Projects, State Corporations, Semi-Autonomous Government Agencies (SAGAs). 6% of the budget was utilized on use of goods and services while 10% was utilized on Compensation of employees.

**Receipts**

The State Department's receipts mainly comprise of exchequer releases from the National Treasury. Other receipt sources include proceeds from foreign borrowings and revenues from rent deposits from National government residential houses.

The total receipts for FY 2018/2019 stood at KShs2,706 Million.

**STATE DEPARTMENT FOR HOUSING, URBAN DEVELOPMENT AND PUBLIC WORKS**  
**Reports and Financial Statements**  
**For the Period ended October 30, 2018**

---

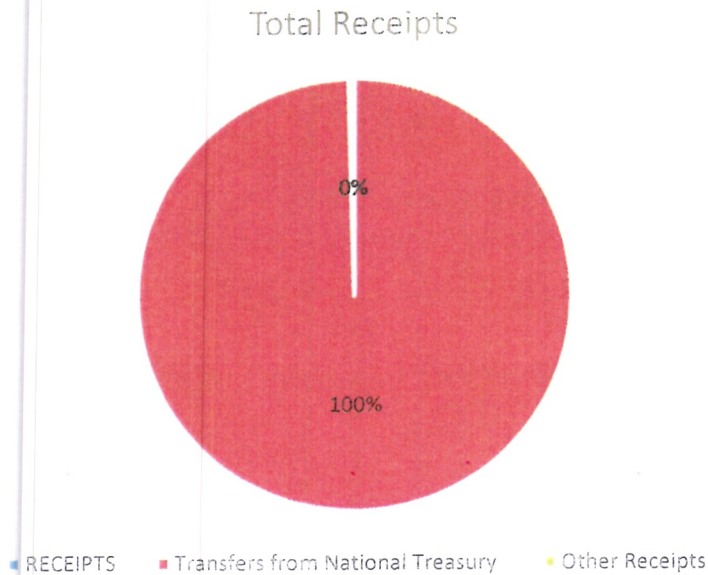
**COMMENTARY BY THE CABINET SECRETARY (CONTINUED)**

**Total Receipts Breakdown**

	<b>2018-2019</b>
	<b>Kshs</b>
<b>RECEIPTS</b>	
Transfers from National Treasury	2,694,892,437
Other Revenues	11,437,906
<b>TOTAL REVENUES</b>	<b>2,706,330,343</b>

The exchequers received during the year stood at 2,694,437 while other revenues stood at 11,437,906

Since the state department was given authority by the National Treasury to use the AIA collected this FY.



**STATE DEPARTMENT FOR HOUSING, URBAN DEVELOPMENT AND PUBLIC WORKS**  
**Reports and Financial Statements**  
**For the Period ended October 30, 2018**

**COMMENTARY BY THE CABINET SECRETARY (CONTINUED)**

**Payments**

The State Department’s payments mainly comprise of Transfers to Other Government entities i.e. Constituency Development Fund, Projects, State Corporations, Semi-Autonomous Government Agencies (SAGAs), use of goods, employee compensation and acquisition of assets.

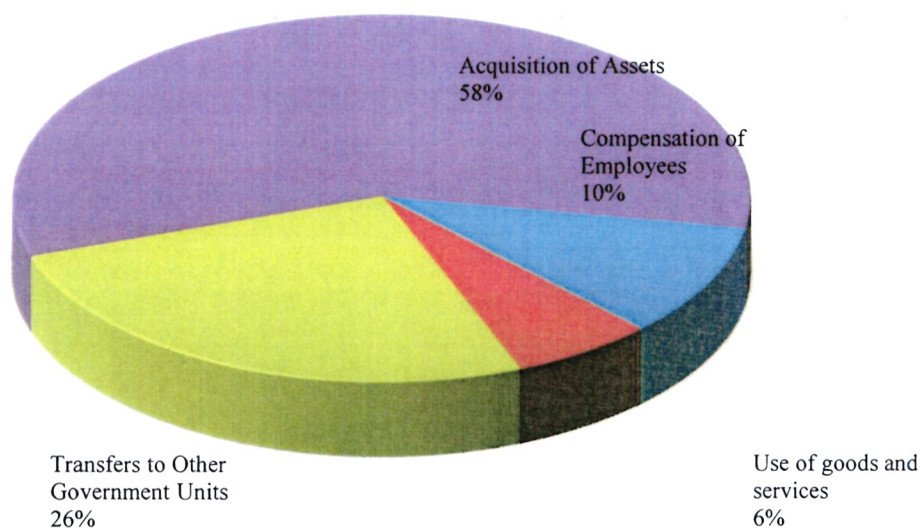
The total payments for FY 2018/2019 stood at KShs2,654,151,055

**Total Payment Breakdown**

	<b>Approved Budget Allocation</b>	<b>Actual Payments</b>	<b>Variance</b>
Compensation of Employees	393,227,032	263,707,492	129,519,540
Use of goods and services	174,622,349	164,297,644	10,324,706
Transfers to Other Government Units	687,042,900	686,250,000	792,900
Acquisition of Assets	1,624,484,431	1,539,895,919	84,588,511
<b>Total Payments</b>	<b>2,879,376,712</b>	<b>2,654,151,055</b>	<b>225,225,656</b>

The increase in payments is attributable to a significant increase in acquisition of assets and decrease in Transfers to Other Government entities Projects, State Corporations, Semi-Autonomous Government Agencies (SAGAs).

**Budget Utilisation as Per Economic Items**



**STATE DEPARTMENT FOR HOUSING, URBAN DEVELOPMENT AND PUBLIC WORKS**  
**Reports and Financial Statements**  
**For the Period ended October 30, 2018**

---

**COMMENTARY BY THE CABINET SECRETARY (CONTINUED)**

The diagram above depicts the share of major categories of payments for the period year ended 30<sup>th</sup> October 2018.

**Financial Assets Summary**

<b>Financial Assets</b>	<b>As at 30<sup>th</sup> October 2018</b>
	<b>KShs</b>
Bank Balances	1,059,692,801
Cash Balances	-
Accounts Receivables - Outstanding Imprest & Salary Advances	-
<b>Total Financial Assets</b>	<b>1,059,692,801</b>

The Bank balances stood at khs.1,059,692,801 representing all the accounts, Recurrent, Development and Deposit.

**Cash Flows and Cash Position**

The cash and bank balances held by the State Department of Housing and Urban Development and Public Works as at 30<sup>th</sup> October 2018 was KShs1,059,692,801 . The breakdown of the cash and bank balances is as summarized in the table below.

**Cash and Bank Balance**

<b>Cash and Bank balances</b>	<b>As at 30<sup>th</sup>October 2018</b>
	<b>KShs</b>
Bank Balances	1,059,692,801
Cash Balances	-
<b>Total</b>	<b>1,059,692,801</b>

The Bank balances stood at khs.1,059,692,801 representing all the accounts, Recurrent, Development. No cash was held at the end of the year.

**NATIONAL GOVERNMENT ENTITY - MINISTRY OF TRANSPORT,  
INFRASTRUCTURE, HOUSING AND URBAN DEVELOPMENT.**

**STATE DEPARTMENT FOR HOUSING AND URBAN DEVELOPMENT  
Reports and Financial Statements  
For the Period ended October 30, 2018**

---

**COMMENTARY BY THE CABINET SECRETARY (CONTINUED)**

**Cash Flow Activities**

The table below summarizes cash flows generated and used from various activities.

<b>2018/2019</b>	
<b>Kshs</b>	
<b>CASH FLOW FROM OPERATING ACTIVITIES</b>	
Net cashflow from operating activities	<b>2,588,150,815</b>
<b>CASHFLOW FROM INVESTING ACTIVITIES</b>	
Net cash flows from Investing Activities	<b>(1,528,458,014)</b>
<b>CASHFLOW FROM BORROWING ACTIVITIES</b>	
Net cash flow from financing activities	<b>-</b>
<b>NET INCREASE IN CASH AND CASH EQUIVALENT</b>	<b>1,059,692,801</b>
Cash and cash equivalent at BEGINNING of the year	<b>-</b>
Cash and cash equivalent at END of the year	<b>1,059,692,801</b>

The cash flow position stood at kshs.1, 059,692,801 representing cash and cash equivalents during the year.

**STATE DEPARTMENT FOR HOUSING, URBAN DEVELOPMENT AND PUBLIC WORKS**  
**Reports and Financial Statements**  
**For the Period ended October 30, 2018**

---

**COMMENTARY BY THE CABINET SECRETARY (CONTINUED)**

Net cash flows utilised in operating activities decreased due to an increase in amounts utilised in the transfer to other government entities by the State Department of Housing and Urban development.

Net cash flows utilised in investing activities decreased due to a decline in amounts utilised in the acquisition of assets by the State Department of Housing and Urban development.

Net cash flows generated in financing activities decreased in the current year due to a decrease in proceeds from domestic and foreign borrowings received in the current year compared to prior year by KShs 822 Million.

**Key achievements of the State Department in the FY 2018/19**

**a) Housing Development**

6. 1,370 affordable housing units constructed to 35% completion level
7. National Housing Development Fund (NHDF) was established to support the affordable housing programme under the big four agender
8. 462 housing units constructed to 92% completion level in Mavoko
9. 5 new Appropriate Building and Materials Technology (ABMT) Centres constructed in Kabarnet, Baringo County; Nyakach, Kisumu County; Kigumo, Murang'a County; Balambala, Garissa County; and Olkalau, Nyandarua County.
10. 462 housing units constructed to 92% completion level in Mavoko
11. 5 new Appropriate Building and Materials Technology (ABMT) Centres constructed in Kabarnet, Baringo County; Nyakach, Kisumu County; Kigumo, Murang'a County; Balambala, Garissa County; and Olkalau, Nyandarua County.
12. 3,500 new trainees trained on ABMT
13. Under implementation of Kenya informal Settlement Improvement Project (KISIP), 9 counties benefited from installation of infrastructure projects and regularization of tenure security:
  - ✓ 98km access roads;
  - ✓ 7.4 km access roads completed in Obunga, Bandani and Nyalenda;
  - ✓ 8.34km of sewer line completed
  - ✓ 20.1km access road completed in Naivasha
  - ✓ 5.4km of access road in Kericho completed
14. 120 housing units (sakiago and Kwa Vonza Police stations) for the National Police were constructed. Another 1,462 housings units are under construction at various completion levels in different Police Stations and Prisons Camps.
15. Civil Servants Housing Scheme.
  - i. 250 housing units for Civil Servants completed in Kisumu
16. 620 housing units are at 65% completion level on average in Machakos, Embu and Kiambu.

**STATE DEPARTMENT FOR HOUSING, URBAN DEVELOPMENT AND PUBLIC WORKS**  
**Reports and Financial Statements**  
**For the Period ended October 30, 2018**

---

17. Mortgage disbursed to 124 Civil Servants to own houses under

18. 70 Government pool housing units were refurbished

**b) Urban and Metropolitan Development**

- Improvement of 10 Nairobi Commuter railway Stations ongoing as follows:
  - i. Ruiru- 99% completion level;
  - ii. Kikuyu – 98% completion level;
  - iii. Kahawa-94% completion level;
  - iv. Dandora – 97% completion level;
  - v. Githurai – 98% completion level;
  - vi. Embakasi village – 97% completion level;
  - vii. Athi river – 95% completion level;
  - viii. Donholm -45% completion level;
  - ix. Mwiki – 99% completion level; and
  - x. Pipeline - 50% completion level
  
- Construction of 42km Juja & Thika trunk Sewerage System, treatment plants and reticulation and a waste water treatment plant at 99% completion level
- 13km of Storm Water Drainage in Nairobi City (Dagoretti, Langata, CBD and Embakasi), Thika (CBD and West of CBD), Mavoko and OngataRongai township) constructed.
- Construction of 7 markets within Nairobi Metropolitan Region (NMR) as follows:
  - i. Kikuyu Market -60% completion level;
  - ii. Kihara market- 52% completion level;
  - iii. Karandini market-55% completion level;
  - iv. Mwariro market -62% completion level;
  - v. Ruiru market-60% completion level;
  - vi. Juja market-42% completion level; and
  - vii. Ngong market -15% completion level.
  
- fire stations within NMR constructed as follows:
  - i. Kangundo road fire station -100% and
  - ii. Waithaka fire station-89%
- Construction of the following retail and flagship markets:
  - i. DarajaMbili market to 95% completion level;
  - ii. West lands Market to 96% completion level ;
  - iii. Chaka Market to 75% completion level;
  - iv. Oyugis Bus Park to 65% completion level ; and
  - v. Gikomba Market to 35% completion level.
- Construction of Storm water drainage systems:

**STATE DEPARTMENT FOR HOUSING, URBAN DEVELOPMENT AND PUBLIC WORKS**  
**Reports and Financial Statements**  
**For the Period ended October 30, 2018**

---

- i. Narok Storm water drainage – 80% completion level; and
- ii. Kerugoya-Kutus Storm water drainage – 78% completion level.

**Challenges**

- Legal challenges on implementation of Housing Fund.
- Lack of attractive incentives to spur private sector participation in low cost housing provision
- High land compensation and resettlement costs.
- Lengthy process of acquiring Land ownership documents.
- Inadequate provision for operational costs (logistics, communication, project management costs).
- Untimely release of exchequer causing delays.
- In case of Oyugis buspark, KeNHA is upgrading nearby road but designs for both projects were not harmonized and this has caused distortion and delays. In addition, relocation of existing traders in the project site caused delays

**Recommended way forward**

- Alignment of budget under National Government by both “Big Four” Drivers and Enablers ensures that there is common approach to implementation of key projects.
- Stakeholders involvement (at both National and County level) at all phases of project ensure effective achievement of intended objectives.
- Harmonization of designs across different implementing agencies where different projects are implemented on the same or adjacent site.

**Sign**

**James Wainaina Macharia, EGH**

**Cabinet Secretary**

**STATE DEPARTMENT FOR HOUSING, URBAN DEVELOPMENT AND PUBLIC WORKS**  
**Reports and Financial Statements**  
**For the Period ended October 30, 2018**

---

**III STATEMENT OF ENTITY MANAGEMENT RESPONSIBILITIES**

Section 83 (1) of the Public Finance Management Act, 2012 requires that, at the end of each quarter, the accounting officer for a National Government Entity shall prepare financial statements in respect of that entity. Section 83 (2(b) )requires the financial statements so prepared to be in a form that complies with relevant accounting standards as prescribed the Public Sector Accounting Standards Board of Kenya from time to time.

The Accounting Officer in charge of the State Department of Housing and Urban Development and public works is responsible for the preparation and presentation of the entity's financial statements, which give a true and fair view of the state of affairs of the department for and as at the end of the period ended June 30th 2019.

This responsibility includes:

- (i) Maintaining adequate financial management arrangements and ensuring that these continue to be effective throughout the reporting period;
- (ii) Maintaining proper accounting records, which disclose with reasonable accuracy at any time the financial position of the entity;
- (iii) Designing, implementing and maintaining internal controls relevant to the preparation and fair presentation of the financial statements, and ensuring that they are free from material misstatements, whether due to error or fraud;
- (iv) Safeguarding the assets of the department
- (v) Selecting and applying appropriate accounting policies; and
- (vi) Making accounting estimates that are reasonable in the circumstances.

The Accounting Officer in charge of the State Department of Housing and Urban Development and public works accepts responsibility for the entity's financial statements, which have been prepared on the Cash Basis Method of Financial Reporting, using appropriate accounting policies in accordance with International Public Sector Accounting Standards (IPSAS). The Accounting Officer is of the opinion that the department's financial statements give a true and fair view of the state of department's transactions during the period ended June 30, 2019, and of the department's financial position as at that date. The Accounting Officer charge of the State department for Housing further confirms the completeness of the accounting records maintained for the department, which have been relied upon in the preparation of the department's financial statements as well as the adequacy of the systems of internal financial control.

The Accounting Officer in charge of the State Department of Housing and Urban Development and public works confirms that the entity has complied fully with applicable Government Regulations and the terms of external financing covenants (where applicable), and that the entity's funds received during the year under audit were used for the eligible purposes for which they were intended and


**STATE DEPARTMENT FOR HOUSING, URBAN DEVELOPMENT AND PUBLIC WORKS**  
**Reports and Financial Statements**  
**For the Period ended October 30, 2018**


---

were properly accounted for. Further the Accounting Officer confirms that the department's financial statements have been prepared in a form that complies with relevant accounting standards prescribed by the Public Sector Accounting Standards Board of Kenya.

Approval of the financial statements

The department's financial statements were approved and signed by the Accounting Officer on  
\_\_\_\_\_ 2019.

  
\_\_\_\_\_  
Principal Secretary  
Name: Charles M. Hinga, CBS

  
\_\_\_\_\_  
Assistant Accountant General  
Name: Fredrick R. Muhul  
ICPAK Member No.6591

**STATE DEPARTMENT FOR HOUSING, URBAN DEVELOPMENT AND PUBLIC WORKS**  
**Reports and Financial Statements**  
**For the Period ended October 30, 2018**

---

**IV. REPORT OF THE INDEPENDENT AUDITORSON STATE DEPARTMENT OF HOUSING AND URBAN DEVELOPMENT AND PUBLIC WORKS**

We have audited the accompanying financial statements of State Department of Housing and Urban Development for the year ended June 30, 2019, which comprise:

- (a) a statement of receipts and payments (ii) a statement of financial assets and liabilities; (iii) a statement of comparative budget and actual amounts; (iv) a statement of pending bills as at June 30, 2019; and (v) a summary of significant accounting policies and other explanatory information.

**Management's responsibility for the financial statements**

The State Department of Housing and Urban Development Management is responsible for the preparation and fair presentation of the financial statements in accordance with International Public Sector Accounting Standards, and for such internal control as the management determines is necessary to enable the preparation of financial statements that are free from material misstatement, whether due to fraud or error.

**Auditors' responsibility**

Our responsibility is to express an opinion on the financial statements based on our audit. We conducted our audit in accordance with the International Standards on Auditing. Those standards require that we comply with ethical requirements and plan and perform the audit to obtain reasonable assurance about whether the financial statements are free from material misstatement.

An audit involves performing procedures to obtain audit evidence about the amounts and disclosures in the financial statements. The procedures selected depend on the auditors' judgement, including the assessment of the risks of material misstatement of the financial statements, whether due to fraud or error. In making those risk assessments, the auditor considers internal control relevant to the State Department of Housing and Urban Development's preparation and fair presentation of the financial statements in order to design audit procedures that are appropriate in the circumstances, but not for the purpose of expressing an opinion on the effectiveness of the entity's internal control. An audit also includes evaluating the appropriateness of accounting policies used and the reasonableness of accounting estimates made by management, as well as evaluating the overall presentation of the financial statements. We believe that the audit evidence we have obtained is sufficient and appropriate to provide a basis for our audit opinion.

**Opinion**

In our opinion, the accompanying financial statements present fairly, in all material respects, the financial position of the entity as at June 30, 2019, and its receipts and payments, as well as cash flows for the year then ended in accordance with International Public Sector Accounting Standards.

---


Auditor General

---

Date

# REPUBLIC OF KENYA

Telephone: +254-(20) 3214000  
E-mail: info@oagkenya.go.ke  
Website: www.oagkenya.go.ke



**HEADQUARTERS**  
Anniversary Towers  
Monrovia Street  
P.O. Box 30084-00100  
NAIROBI

## **REPORT OF THE AUDITOR-GENERAL ON STATE DEPARTMENT FOR HOUSING, URBAN DEVELOPMENT AND PUBLIC WORKS FOR FOUR (4) MONTHS' PERIOD ENDED 31 OCTOBER, 2018**

---

### REPORT ON THE FINANCIAL STATEMENTS

#### **Opinion**

I have audited the accompanying financial statements of State Department for Housing, Urban Development and Public Works set out on pages 9 to 28, which comprise the statement of assets and liabilities as at 31 October, 2018, and the statement of receipts and payments, statement of cash flows and the summary statement of appropriation- recurrent and development combined for the period then ended, and a summary of significant accounting policies and other explanatory information in accordance with the provisions of Article 229 of the Constitution of Kenya and Section 35 of the Public Audit Act, 2015. I have obtained all the information and explanations which, to the best of my knowledge and belief, were necessary for the purpose of the audit.

In my opinion, the financial statements present fairly, in all material respects, the financial position of State Department for Housing, Urban Development and Public Works as at 30 October, 2018, and of its financial performance and its cash flows for the period then ended, in accordance with International Public Sector Accounting Standards (Cash Basis) and comply with the Public Finance Management Act, 2012.

#### **Basis for Opinion**

The audit was conducted in accordance with International Standards of Supreme Audit Institutions (ISSAIs). I am independent of the State Department for Housing, Urban Development and Public Works Management in accordance with ISSAI 130 on Code of Ethics. I have fulfilled other ethical responsibilities in accordance with the ISSAI and in accordance with other ethical requirements applicable to performing audits of financial statements in Kenya. I believe that the audit evidence I have obtained is sufficient and appropriate to provide a basis for my opinion.

#### **Key Audit Matters**

Key audit matters are those matters that, in my professional judgment, are of most significance in the audit of the financial statements. I have determined that there were no key audit matters to communicate in my report.

## REPORT ON LAWFULNESS AND EFFECTIVENESS IN USE OF PUBLIC RESOURCES

### **Conclusion**

As required by Article 229(6) of the Constitution, based on the audit procedures performed, I confirm that, nothing has come to my attention to cause me to believe that public resources have not been applied lawfully and in an effective way.

### **Basis for Conclusion**

The audit was conducted in accordance with ISSAI 4000. The standard requires that I comply with ethical requirements and plan and perform the audit to obtain assurance about whether the activities, financial transactions and information reflected in the financial statements are in compliance, in material respects, with the authorities that govern them. I believe that the audit evidence I have obtained is sufficient and appropriate to provide a basis for my conclusion.

## REPORT ON EFFECTIVENESS OF INTERNAL CONTROLS, RISK MANAGEMENT AND GOVERNANCE

### **Conclusion**

As required by Section 7(1)(a) of the Public Audit Act, 2015, based on the audit procedures performed, I confirm that, nothing has come to my attention to cause me to believe that internal controls, risk management and overall governance were not effective.

### **Basis for Conclusion**

The audit was conducted in accordance with ISSAI 2315 and ISSAI 2330. The standards require that I plan and perform the audit to obtain assurance about whether effective processes and systems of internal control, risk management and overall governance were operating effectively, in all material respects. I believe that the audit evidence I have obtained is sufficient and appropriate to provide a basis for my conclusion.

### **Responsibilities of Management and those charged with Governance**

Management is responsible for the preparation and fair presentation of these financial statements in accordance with International Public Sector Accounting Standards (Cash Basis) and for maintaining effective internal control as Management determines is necessary to enable the preparation of financial statements that are free from material misstatement, whether due to fraud or error and for its assessment of the effectiveness of internal control, risk management and overall governance.

In preparing the financial statements, Management is responsible for assessing the Department's ability to continue to sustain services, disclosing, as applicable, matters related to sustainability of services and using the applicable basis of accounting unless Management is aware of the intention to terminate the State Department or to cease operations.

Management is also responsible for the submission of the financial statements to the Auditor-General in accordance with the provisions of Section 47 of the Public Audit Act, 2015.

In addition to the responsibility for the preparation and presentation of the financial statements described above, Management is also responsible for ensuring that the activities, financial transactions and information reflected in the financial statements are in compliance with the authorities which govern them, and that public resources are applied in an effective way.

Those charged with governance are responsible for overseeing the financial reporting process, reviewing the effectiveness of how the State Department monitors compliance with relevant legislative and regulatory requirements, ensuring that effective processes and systems are in place to address key roles and responsibilities in relation to overall governance and risk management, and ensuring the adequacy and effectiveness of the control environment.

### **Auditor-General's Responsibilities for the Audit**

The audit objectives are to obtain reasonable assurance about whether the financial statements as a whole are free from material misstatement, whether due to fraud or error, and to issue an auditor's report that includes my opinion in accordance with the provisions of Section 48 of the Public Audit Act, 2015 and submit the audit report in compliance with Article 229(7) of the Constitution. Reasonable assurance is a high level of assurance, but is not a guarantee that an audit conducted in accordance with ISSAIs will always detect a material misstatement and weakness when it exists. Misstatements can arise from fraud or error and are considered material if, individually or in the aggregate, they could reasonably be expected to influence the economic decisions of users taken on the basis of these financial statements.

In addition to the audit of the financial statements, a compliance audit is planned and performed to express a conclusion with limited assurance as to whether, in all material respects, the activities, financial transactions and information reflected in the financial statements are in compliance with the authorities that govern them in accordance with the provisions of Article 229(6) of the Constitution and submit the audit report in compliance with Article 229(7) of the Constitution.

Further, in planning and performing the audit of the financial statements and audit of compliance, I consider internal control in order to give an assurance on the effectiveness of internal controls, risk management and overall governance processes

and systems in accordance with the provisions of Section 7(1)(a) of the Public Audit Act, 2015 and submit the audit report in compliance with Article 229(7) of the Constitution. My consideration of the internal control would not necessarily disclose all matters in the internal control that might be material weaknesses under the ISSAIs. A material weakness is a condition in which the design or operation of one or more of the internal control components does not reduce to a relatively low level the risk that misstatements caused by error or fraud in amounts that would be material in relation to the financial statements being audited may occur and not be detected within a timely period by employees in the normal course of performing their assigned functions.

Because of its inherent limitations, internal control may not prevent or detect misstatements and instances of non-compliance. Also, projections of any evaluation of effectiveness to future periods are subject to the risk that controls may become inadequate because of changes in conditions, or that the degree of compliance with the policies and procedures may deteriorate.


As part of an audit conducted in accordance with ISSAIs, I exercise professional judgement and maintain professional skepticism throughout the audit. I also:

- Identify and assess the risks of material misstatement of the financial statements, whether due to fraud or error, design and perform audit procedures responsive to those risks, and obtain audit evidence that is sufficient and appropriate to provide a basis for my opinion. The risk of not detecting a material misstatement resulting from fraud is higher than for one resulting from error, as fraud may involve collusion, forgery, intentional omissions, misrepresentations, or the override of internal control.
- Evaluate the appropriateness of accounting policies used and the reasonableness of accounting estimates and related disclosures made by the Management.
- Conclude on the appropriateness of the Management's use of the applicable basis of accounting and, based on the audit evidence obtained, whether a material uncertainty exists related to events or conditions that may cast significant doubt on the Department's ability to continue to sustain its services. If I conclude that a material uncertainty exists, I am required to draw attention in the auditor's report to the related disclosures in the financial statements or, if such disclosures are inadequate, to modify my opinion. My conclusions are based on the audit evidence obtained up to the date of my audit report. However, future events or conditions may cause the Department to cease to continue to sustain its services.
- Evaluate the overall presentation, structure and content of the financial statements, including the disclosures, and whether the financial statements represent the underlying transactions and events in a manner that achieves fair presentation.

- Obtain sufficient appropriate audit evidence regarding the financial information and business activities of the State Department to express an opinion on the financial statements.
- Perform such other procedures as I consider necessary in the circumstances.

I communicate with the Management regarding, among other matters, the planned scope and timing of the audit and significant audit findings, including any significant deficiencies in internal control that are identified during the audit.

I also provide Management with a statement that I have complied with relevant ethical requirements regarding independence, and to communicate with them all relationships and other matters that may reasonably be thought to bear on my independence, and where applicable, related safeguards.

  
Nancy Gathungu  
**AUDITOR-GENERAL**

**Nairobi**

**12 January, 2021**


**NATIONAL GOVERNMENT ENTITY - MINISTRY OF TRANSPORT,  
INFRASTRUCTURE, HOUSING AND URBAN DEVELOPMENT.**


**STATE DEPARTMENT FOR HOUSING AND URBAN DEVELOPMENT  
Reports and Financial Statements  
For the Period ended October 30, 2018**

**V. STATEMENT OF RECEIPTS AND PAYMENTS  
FOR THE PERIOD ENDED 30TH OCT 2018**

	Note	2018-2019	2017-2018
		Kshs	Kshs
<b>RECEIPTS</b>			
Transfers from National Treasury	1	2,694,892,437	-
Other Revenues	2	11,437,906	-
<b>TOTAL REVENUES</b>		<b>2,706,330,343</b>	-
<b>PAYMENTS</b>			
Compensation of Employees	3	263,707,492	-
Use of goods and services	4	164,297,644	-
Transfers to Other Government Units	5	686,250,000	-
Acquisition of Assets	6	1,539,895,919	-
<b>TOTAL PAYMENTS</b>		<b>2,654,151,055</b>	-
<b>SURPLUS</b>		<b>52,179,287</b>	-

The accounting policies and explanatory notes to these financial statements form an integral part of the financial statements. The entity financial statements were approved on \_\_\_\_\_ 2019 and signed by:

  
Principal Secretary  
Name: Charles M. Hinga, CBS

  
Assistant Accountant General  
Name: Fredrick R. Muhul  
ICPAK Member Number: 6591

**STATE DEPARTMENT FOR HOUSING, URBAN DEVELOPMENT AND PUBLIC WORKS**  
**Reports and Financial Statements**  
**For the Period ended October 30, 2018**

**VI. STATEMENT OF ASSETS AND LIABILITIES**  
**AS AT 30TH OCTOBER 2018**

	Note	2017-2018	2016-2017
		Kshs	Kshs
<b>FINANCIAL ASSETS</b>			
<b>Cash and Cash Equivalents</b>			
Bank Balances	7A	1,059,692,801	-
Cash Balances	7B	-	-
<b>Total Cash And Cash Equivalents</b>		<b>1,059,692,801</b>	<b>-</b>
Accounts Receivables - Outstanding Imprest and Clearance Accounts	8	-	-
<b>TOTAL FINANCIAL ASSETS</b>		<b>1,059,692,801</b>	<b>-</b>
<b>LESS: FINANCIAL LIABILITIES</b>			
Accounts Payables - Deposits	9	1,007,513,514	-
<b>NET FINANCIAL ASSETS</b>		<b>52,179,287</b>	<b>-</b>
<b>REPRESENTED BY</b>			
Fund balance b/fwd	10	-	-
Prior year adjustments	11	-	-
Surplus/Deficit for the year		52,179,287	-
<b>NET FINANCIAL POSSITION</b>		<b>52,179,287</b>	<b>-</b>

The accounting policies and explanatory notes to these financial statements form an integral part of the financial statements. The entity financial statements were approved on \_\_\_\_\_ 2019 and signed by:



Principal Secretary  
 Name: Charles M. Hinga, CBS




Assistant Accountant General  
 Name: Fredrick R. Muhul  
 ICPAK Member Number:6591


**STATE DEPARTMENT FOR HOUSING, URBAN DEVELOPMENT AND PUBLIC WORKS**  
**Reports and Financial Statements**  
**For the Period ended October 30, 2018**

**VII. STATEMENT OF CASHFLOWS**  
**FOR THE PERIOD ENDED 30TH OCTOBER 2018**

	Note	2018-2019	2017-2018
		Kshs	Kshs
<b>CASH FLOW FROM OPERATING ACTIVITIES</b>			
<b>Receipts for operating income</b>			
Transfers from National Treasury	1	2,694,892,437	-
Other Revenues	2	11,437,906	-
		<b>2,706,330,343</b>	-
<b>Payments for operating expenses</b>			
Compensation of Employees	3	263,707,492	-
Use of goods and services	4	164,297,644	-
Transfers to Other Government Units	5	686,250,000	-
		<b>1,114,255,136</b>	-
<b>Adjusted for:</b>			
Changes in receivables		-	-
Changes in payables		1,007,513,514	-
Adjustments during the year	11	-	-
<b>Net cashflow from operating activities</b>		<b>2,599,588,720</b>	-
<b>CASHFLOW FROM INVESTING ACTIVITIES</b>			
Acquisition of Assets	6	(1,539,895,919)	-
<b>Net cash flows from Investing Activities</b>		<b>(1,539,895,919)</b>	-
<b>CASHFLOW FROM BORROWING ACTIVITIES</b>			
<b>Net cash flow from financing activities</b>		-	-
<b>NET INCREASE IN CASH AND CASH EQUIVALENT</b>		<b>1,059,692,801</b>	-
<b>Cash and cash equivalent at BEGINNING of the year</b>		-	-
<b>Cash and cash equivalent at END of the year</b>		<b>1,059,692,801</b>	-

The accounting policies and explanatory notes to these financial statements form an integral part of the financial statements. The entity financial statements were approved on \_\_\_\_\_ 2019 and signed by:

  
Principal Secretary  
Name: Charles M. Hinga, CBS

  
Assistant Accountant General  
Name: Fredrick R. Muhul  
ICPAK Member Number: 6591

STATE DEPARTMENT FOR HOUSING AND URBAN DEVELOPMENT

Reports and Financial Statements

For the Period ended October 30, 2018

VIII. SUMMARY STATEMENT OF APPROPRIATION: RECURRENT AND DEVELOPMENT COMBINED FOR THE PERIOD ENDED 30TH OCTOBER 2018

Revenue/Expense Item	Original Budget a	Adjustments b	Final Budget c=a+b	Actual on Comparable Basis d	Budget Utilisation Difference e=c-d	% of Utilisation Difference to Final Budget f=d/c %
<b>RECEIPTS</b>						
Exchequer releases	26,902,890,435.75	(24,129,096,250.95)	2,773,794,184.80	2,694,892,436.65	78,901,748.15	97%
Proceeds from Foreign Borrowings	4,065,000,000.00	(4,065,000,000.00)	0.00	0.00	0.00	0%
Proceeds from Sale of Assets	40,000,000.00	(40,000,000.00)	0.00	0.00	0.00	0%
Other Receipts	450,000,000.00	(344,417,473.00)	105,582,527.00	11,437,906.00	94,144,621.00	11%
<b>Total Receipts</b>	<b>31,457,890,435.75</b>	<b>(28,578,513,723.95)</b>	<b>2,879,376,711.80</b>	<b>2,706,330,342.65</b>	<b>173,046,369.15</b>	<b>94%</b>
<b>Payments</b>						
Compensation of Employees	943,500,000.00	(550,272,967.90)	393,227,032.10	263,707,492.30	129,519,539.80	67%
Use of goods and services	857,024,502.00	(682,402,152.90)	174,622,349.10	164,297,643.60	10,324,705.50	94%
Transfers to Other Government Units	2,485,750,000.00	(1,798,707,100.00)	687,042,900.00	686,250,000.00	792,900.00	100%
Social Security Benefits	562,500.00	(562,500.00)	0.00	0.00	0.00	0%
Acquisition of Assets	27,171,053,433.75	(25,546,569,003.15)	1,624,484,430.60	1,539,895,919.45	84,588,511.15	95%
<b>Grand Total</b>	<b>31,457,890,435.75</b>	<b>(28,578,513,723.95)</b>	<b>2,879,376,711.80</b>	<b>2,654,151,055.35</b>	<b>225,225,656.45</b>	<b>92%</b>
<b>Surplus/Deficit</b>	<b>0.00</b>	<b>0.00</b>	<b>0.00</b>	<b>52,179,287.30</b>	<b>(52,179,287.30)</b>	

(a) Below are commentary on significant underutilization (below 90% of utilization) and any overutilization (above 100%)

- i. Proceeds from domestic and foreign grants are at 0% since we did not receive any donor grants hence the reduction under supplementary budget.
- ii. Other revenues are at 11% due to the splitting of the state departments to two.
- iii. Compensation of employees at 67% due to change in supplementary budget.

**STATE DEPARTMENT FOR HOUSING, URBAN DEVELOPMENT AND PUBLIC WORKS**  
**Reports and Financial Statements**  
**For the Period ended October 30, 2018**

---

- iv. Proceeds from Foreign Borrowings are at 0% due to lower loans given by our development partners.
- v. Proceeds from Sale of Assets are at 0% since no any assets were disposed during the financial year 18/19
- vi. Social Security Benefits was at 0% due to change in supplementary budget.

The entity financial statements were approved on \_\_\_\_\_ 2019 and signed by:



Principal Secretary  
Name: Charles M. Hinga, CBS



Assistant Accountant General  
Name: Fredrick R. Muhul  
ICPAK Member Number: 6591

STATE DEPARTMENT FOR HOUSING, URBAN DEVELOPMENT AND PUBLIC WORKS  
 Reports and Financial Statements  
 For the Period ended October 30, 2018

IX. SUMMARY STATEMENT OF APPROPRIATION: RECURRENT  
 FOR THE PERIOD ENDED 30TH OCTOBER 2018

Revenue/Expense Item	Original Budget a	Adjustments b	Final Budget c=a+b	Actual on Comparable Basis d	Budget Utilisation Difference e=d-c	% of Utilisation Difference to Final Budget f=d/c %
<b>RECEIPTS</b>						
Exchequer releases	2,353,516,470.75	(1,516,644,980.55)	836,871,490.20	493,977,516.65	342,893,973.55	59%
Proceeds from Sale of Assets	3,000,000.00	(3,000,000.00)	0.00	0.00	0.00	0%
<b>Total Receipts</b>	<b>2,356,516,470.75</b>	<b>(1,519,644,980.55)</b>	<b>836,871,490.20</b>	<b>493,977,516.65</b>	<b>342,893,973.55</b>	<b>59%</b>
<b>PAYMENTS</b>						
Compensation of Employees	943,500,000.00	(550,272,967.90)	393,227,032.10	263,707,492.30	129,519,539.80	67%
Use of goods and services	461,024,502.00	(330,094,993.90)	130,929,508.10	120,819,868.60	10,109,639.50	92%
Transfers to Other Government Units	948,750,000.00	(636,707,100.00)	312,042,900.00	311,250,000.00	792,900.00	100%
Social Security Benefits	562,500.00	(562,500.00)	0.00	0.00	0.00	0%
Acquisition of Assets	2,679,468.75	(2,007,418.75)	672,050.00	635,050.00	37,000.00	94%
<b>Grand Total</b>	<b>2,356,516,470.75</b>	<b>(1,519,644,980.55)</b>	<b>836,871,490.20</b>	<b>696,412,410.90</b>	<b>140,459,079.30</b>	<b>83%</b>
Surplus/Deficit	0.00	0.00	0.00	(202,434,894.25)	202,434,894.25	

Notes


(a) Below are commentary on significant underutilization (below 90% of utilization) and any overutilization (above 100%)

- i. Proceeds from Sale of Assets are at 0% since no any assets were disposed during the financial year 18/19
- ii. Exchequer releases are at 59 % since the state department was split into two and this vote was closed.
- iii. Compensation of employees at 67% due to change in supplementary budget.
- iv. Social Security Benefits was at 0% due to change in supplementary budget.

STATE DEPARTMENT FOR HOUSING, URBAN DEVELOPMENT AND PUBLIC WORKS  
Reports and Financial Statements  
For the Period ended October 30, 2018

---

The entity financial statements were approved on \_\_\_\_\_ 2019 and signed by:



Principal Secretary  
Name: Charles M. Hinga, CBS



Assistant Accountant General  
Name: Fredrick R. Muhul  
ICPAK Member Number: 6591

STATE DEPARTMENT FOR HOUSING, URBAN DEVELOPMENT AND PUBLIC WORKS  
Reports and Financial Statements  
For the Period ended October 30, 2018


X. SUMMARY STATEMENT OF APPROPRIATION: DEVELOPMENT  
FOR THE PERIOD ENDED 30TH OCTOBER 2018

Revenue/Expense Item	Original Budget a	Adjustments b	Final Budget c=a+b	Actual on Comparable Basis d	Budget Utilisation Difference e=c-d	% of Utilisation f=d/c %
<b>RECEIPTS</b>						
Exchequer releases	24,549,373,965.00	(22,612,451,270.40)	1,936,922,694.60	2,200,914,920.00	(263,992,225.40)	114%
Proceeds from Foreign Borrowings	4,065,000,000.00	(4,065,000,000.00)	0.00	0.00	0.00	0%
Proceeds from Sale of Assets	37,000,000.00	(37,000,000.00)	0.00	0.00	0.00	0%
Other Receipts	450,000,000.00	(344,417,473.00)	105,582,527.00	11,437,906.00	94,144,621.00	11%
<b>Total Receipts</b>	<b>29,101,373,965.00</b>	<b>(27,058,868,743.40)</b>	<b>2,042,505,221.60</b>	<b>2,212,352,826.00</b>	<b>(169,847,604.40)</b>	<b>108%</b>
<b>Payments</b>						
Use of goods and services	396,000,000.00	(352,307,159.00)	43,692,841.00	43,477,775.00	215,066.00	100%
Transfers to Other Government Units	1,537,000,000.00	(1,162,000,000.00)	375,000,000.00	375,000,000.00	0.00	100%
Acquisition of Assets	27,168,373,965.00	(25,544,561,584.40)	1,623,812,380.60	1,539,260,869.45	84,551,511.15	95%
<b>Grand Total</b>	<b>29,101,373,965.00</b>	<b>(27,058,868,743.40)</b>	<b>2,042,505,221.60</b>	<b>1,957,738,644.45</b>	<b>84,766,577.15</b>	<b>96%</b>
<b>Surplus/Deficit</b>	<b>0.00</b>	<b>0.00</b>	<b>0.00</b>	<b>254,614,181.55</b>	<b>(254,614,181.55)</b>	

(a) Below are commentary on significant underutilization (below 90% of utilization) and any overutilization (above 100%)

- Proceeds from Foreign Borrowings are at 0% due to lower loans given by our development partners.
- Proceeds from Sale of Assets are at 0% since no any assets were disposed during the financial year 18-19.
- Other receipts stood at 11% due change in supplementary budget.

The entity financial statements were approved on \_\_\_\_\_ 2019 and signed by:

  
Principal Secretary

Name: Charles M. Hinga, CBS

  
Assistant Accountant General

Name: Fredrick R. Muhul

ICPAK Member Number:6591

STATE DEPARTMENT FOR HOUSING, URBAN DEVELOPMENT AND PUBLIC WORKS  
 Reports and Financial Statements  
 For the Period ended October 30, 2018

**XI. BUDGET EXECUTION BY PROGRAMMES AND SUB-PROGRAMMES  
 FOR THE PERIOD ENDED 30TH OCTOBER 2018**

Program	Sub Program	Description	Approved Budget	Actual Payments	Variance
102000000		Housing Development and Human Settlement	1,081,302,213.45	1,080,623,988.80	678,224.65
	102010000	Housing Development	785,494,913.65	784,431,012.20	1,063,901.45
	102020000	Estate Management	295,807,299.80	296,192,976.60	-385,676.80
103000000		Stalled and new Government buildings	256,237,159.95	243,935,973.85	12,301,186.10
	103010000	Stalled and new Government buildings	256,237,159.95	243,935,973.85	12,301,186.10
104000000		Coastline Infrastructure Development	31,495,967.30	31,416,047.30	79,920.00
	104010000	Coastline Infrastructure Development	31,495,967.30	31,416,047.30	79,920.00
	104020000		0	0	0
105000000		Urban and Metropolitan Development	899,668,812.65	823,830,512.90	75,838,299.75
	105010000	Urban Mobility and Transport	792,900.00	0	792,900.00
	105020000	Metropolitan Planning & Infrastructure Development	52,365,950.55	50,121,621.35	2,244,329.20
	105040000	Urban Planning, Investment and Research	846,509,962.10	773,708,891.55	72,801,070.55
106000000		General Administration Planning and Support Services	263,638,262.35	127,910,090.75	135,728,171.60
	106010000	Administration, Planning & Support Services	251,279,408.05	116,807,311.75	134,472,096.30
	106020000	Procurement, Warehousing and Supply	12,358,854.30	11,102,779.00	1,256,075.30
218000000			347,034,296.10	346,434,441.75	599,854.35
	218010000		307,500,000.00	307,500,000.00	0
	218020000		748,011.35	693,020.00	54,991.35
	218030000		38,786,284.75	38,241,421.75	544,863.00
		<b>Grand Total</b>	<b>2,879,376,711.80</b>	<b>2,654,151,055.35</b>	<b>225,225,656.45</b>

**NATIONAL GOVERNMENT ENTITY - MINISTRY OF TRANSPORT,  
INFRASTRUCTURE, HOUSING AND URBAN DEVELOPMENT.**

**STATE DEPARTMENT FOR HOUSING AND URBAN DEVELOPMENT**

**Reports and Financial Statements**

**For the Period ended October 30, 2018**

---

**XII. SIGNIFICANT ACCOUNTING POLICIES**

The principle accounting policies adopted in the preparation of these financial statements are set out below:

The principle accounting policies adopted in the preparation of these financial statements are set out below:

**1. Statement of compliance and basis of preparation**

The financial statements have been prepared in accordance with Cash-basis IPSAS financial reporting under the cash basis of Accounting, as prescribed by the PSASB and set out in the accounting policy notes below.

This cash basis of accounting has been supplemented with accounting for;

- a) Receivables that include imprests and salary advances and District suspense's
- b) Payables that include deposits of rent received and retentions.

The receivables and payables are disclosed in the Statement of Assets and Liabilities. The Statement of Assets and Liabilities is not mandatory statement under the IPSAS Cash basis but is encouraged in order to disclose information on assets and liabilities.

The financial statements are presented in Kenya Shillings, which is the functional and reporting currency of the entity all values are rounded to the nearest Kenya Shilling. The accounting policies adopted have been consistently applied to all the years presented.

The financial statements comply with and conform to the form of presentation prescribed by the PSASB.

**2. Reporting entity**

The financial statements are for the State Department of Housing and Urban Development. The financial statements encompass the reporting entity as specified under section 81 of the PFM Act 2012 and also comprise of the following development projects implemented by the entity

KENSUF

KISIP-Road construction, street lighting and drainage and sewerage

City of Kisumu-Road construction, markets, dumpsites

Korogocho slum upgrading-

Secondary schools

NAMSIP

**3. Recognition of receipts and payments**

**a) Recognition of receipts**

The State Department of Housing and Urban Development recognizes all revenues from the various sources when the event occurs and the related cash has actually been received by the State Department for University Education. In addition, it recognizes all expenses when the event occurs and the related cash has actually been paid out by the State Department for Housing and Urban Development.

**STATE DEPARTMENT FOR HOUSING, URBAN DEVELOPMENT AND PUBLIC WORKS**

**Reports and Financial Statements**

**For the Period ended October 30, 2018**

---

**SIGNIFICANT ACCOUNTING POLICIES- Continued**

**Transfers from the Exchequer**

Transfer from Exchequer is recognized in the books of accounts when cash is received. Cash is considered as received when payment instruction is issued to the bank and notified to the receiving entity.

**External Assistance**

External assistance is received through grants and loans from multilateral and bilateral development partners.

**Donations and grants**

Grants and donations shall be recognized in the books of accounts when cash is received. Cash is considered as received when a payment advice is received by the recipient entity or by the beneficiary. In case of grant/donation in kind, such grants are recorded upon receipt of the grant item and upon determination of the value. The date of the transaction is the value date indicated on the payment advice.

**Other receipts**

These include Appropriation-in-Aid and relates to receipts such as proceeds from disposal of assets and sale of tender documents. These are recognized in the financial statements the time associated cash is received.

**b) Recognition of payments**

The entity recognizes all expenses when the event occurs and the related cash has actually been paid out by the entity.

**Compensation of employees**

Salaries and Wages, Allowances, Statutory Contribution for employees are recognized in the period when the compensation is paid.

**Use of goods and services**

Goods and services are recognized as payments in the period when the goods/services are consumed and paid for. Such expenses, if not paid during the period where goods/services are consumed, shall be disclosed as pending bills.

**Acquisition of fixed assets**

The payment on acquisition of property plant and equipment items is not capitalized. The cost of acquisition and proceeds from disposal of these items are treated as payments and receipts items respectively. Where an asset is acquired in a non-exchange transaction for nil or nominal consideration and the fair value of the asset can be reliably established, a contra transaction is recorded as receipt and as a payment.

**STATE DEPARTMENT FOR HOUSING, URBAN DEVELOPMENT AND PUBLIC WORKS**

**Reports and Financial Statements**

**For the Period ended October 30, 2018**

---

A fixed asset register is maintained by each public entity and a summary provided for purposes of disclosure. This summary is disclosed as an annexure to the entity's financial statements.

**SIGNIFICANT ACCOUNTING POLICIES- Continued**

**4. In-kind contributions**

In-kind contributions are donations that are made to the State Department of Housing and Urban Development in the form of actual goods and/or services rather than in money or cash terms. These donations may include vehicles, equipment or personnel services. Where the financial value received for in-kind contributions can be reliably determined, the State Department of Housing and Urban Development includes such value in the statement of receipts and payments both as receipts and as an expense in equal and opposite amounts; otherwise, the contribution is not recorded.

**5. Cash and cash equivalents**

Cash and cash equivalents comprise cash on hand and cash at bank, short-term deposits on call and highly liquid investments with an original maturity of three months or less, which are readily convertible to known amounts of cash and are subject to insignificant risk of changes in value. Bank account balances include amounts held at the Central Bank of Kenya and at various commercial banks at the end of the financial year.

**6. Accounts Receivable**

For the purposes of these financial statements, imprests and advances to authorized public officers and/or institutions which were not surrendered or accounted for at the end of the financial year are treated as receivables. This is in recognition of the government practice where the imprest payments are recognized as payments when fully accounted for by the imprest or AIE holders. This is an enhancement to the cash accounting policy. Other accounts receivables are disclosed in the financial statements.

**7. Non-current assets**

Noncurrent assets are expensed at the time of acquisition while disposal proceeds are recognized as receipts at the time of disposal. However, the acquisitions and disposals are reflected in the entity fixed asset register a summary of which is provided as a memorandum to these financial statements.

**8. Pending bills**

Pending bills consist of unpaid liabilities at the end of the financial year arising from contracted goods or services during the year or in past years. As pending bills do not involve the payment of cash in the reporting period, they are recorded as 'memorandum' or 'off-balance' items to provide a sense of the overall net cash position of the State Department of Housing and Urban Development at the end of the year. Pending bill form a first charge to the subsequent year budget and when they are finally settled, such payments are included in the statement of receipts and payments in the year in which the payments are made.

**STATE DEPARTMENT FOR HOUSING, URBAN DEVELOPMENT AND PUBLIC WORKS**

**Reports and Financial Statements**

**For the Period ended October 30, 2018**

---

**SIGNIFICANT ACCOUNTING POLICIES- Continued**

**9 Budget**

The budget is developed on the same accounting basis (cash basis), the same accounts classification basis, and for the same period as the financial statements. The State Department of Housing and Urban Development's budget was approved as required by Law and as detailed in the Government of Kenya Budget Printed Estimates. A high-level assessment of the State Department of Housing and Urban Development's actual performance against the comparable budget for the financial year under review has been included in an annex to these financial statements.

**10 Comparative figures**

Where necessary comparative figures for the previous financial year have been amended or reconfigured to conform to the required changes in presentation.

**11 Subsequent events**

Events subsequent to submission of the financial year end financial statements to the National Treasury and other stakeholders with a significant impact on the financial statements may be adjusted with the concurrence of National Treasury.

**12. Related Party Transactions**

Related party relationships are a normal feature of commerce. Specific information with regards to related party transactions is included in the disclosure notes.

**STATE DEPARTMENT FOR HOUSING, URBAN DEVELOPMENT AND PUBLIC WORKS**

**Reports and Financial Statements  
For the Period ended October 30, 2018**

**XIII. NOTES TO THE FINANCIAL STATEMENTS**

**1 EXCHEQUER RELEASES**

Description	Reference of the transfe	Date of transfer	2018/2019 Kshs	2017/2018 Kshs
Total Exchequer Releases for quarter 1				-
Total Exchequer Releases for quarter 2			2,694,892,437	-
Total Exchequer Releases for quarter 3			-	-
Total Exchequer Releases for quarter 4			-	-
<b>TOTAL</b>			<b>2,694,892,437</b>	<b>-</b>

This relates to exchequers releases during the year.

**2 OTHER REVENUES**

			2018/2019 Kshs	2017/2018 Kshs
Other Property Income collected as AIA			11,437,906	
<b>TOTAL</b>			<b>11,437,906</b>	<b>-</b>

(These are rental income received from civil servants occupying government rental Residential buildings)

**3 COMPENSATION OF EMPLOYEES**

			2018/2019 Kshs	2017/2018 Kshs
Basic salaries of permanent employees			167,797,622	
Basic wages of temporary employees			4,533,601	
Personal allowances paid as part of salary			91,376,269	
Other Salaries			-	
<b>TOTAL</b>			<b>263,707,492</b>	<b>-</b>

**STATE DEPARTMENT FOR HOUSING, URBAN DEVELOPMENT AND PUBLIC WORKS**

**Reports and Financial Statements  
For the Period ended October 30, 2018**

**4 USE OF GOODS AND SERVICES**

			2017-2018	2016-2017
			Kshs	Kshs
Utilities, Supplies and Services			2,050,324	
Communication, Supplies and Services			3,660,731	
Domestic Travel and Subsistence, and Other Transportation Costs			16,533,029	
Foreign Travel and Subsistence, and other transportation costs			5,004,395	
Printing, Advertising and Information Supplies and Services			442,600	
Rentals of Produced Assets			42,602,415	
Training Expenses			1,763,523	
Hospitality Supplies and Servi			2,514,279	
Insurance Costs			-	
Specialised Materials and Supp			38,464,559	
Office and General Supplies and Services			3,275,236	
Fuel Oil and Lubricants			8,115,717	
Other Operating Expenses			33,459,883	
Routine Maintenance - Vehicles			6,027,590	
Routine Maintenance - Other Assets			383,363	
Exchange Rate Losses			-	
<b>TOTAL</b>			<b>164,297,644</b>	<b>-</b>

**5 GRANTS AND TRANSFERS TO OTHER GOVERNMENT ENTITIES**

Description			2018/2019	2017/2018
			Kshs	Kshs
Current grants to Government Agencies and Other levels of Government			311,250,000	-
Capital grants to Government Agencies and Other levels of Government			375,000,000	-
<b>TOTAL</b>			<b>686,250,000</b>	<b>-</b>

The above transfers were made to the following self-reporting entities in the year:

Description	Recurrent Development		2018/2019
	Kshs	Kshs	Kshs
<b>Transfers to SAGAs and SCs</b>			<b>-</b>
National Construction Authority	307,500,000	-	307,500,000
Ministry of Public Works Club	3,750,000	-	3,750,000
Civil servant Housing Fund Scheme		375,000,000	375,000,000
<b>TOTAL</b>	<b>311,250,000</b>	<b>375,000,000</b>	<b>686,250,000</b>

We have confirmed these amounts with the recipient entities and attached these confirmations as an Appendix to this financial statements

**STATE DEPARTMENT FOR HOUSING, URBAN DEVELOPMENT AND PUBLIC WORKS**

**Reports and Financial Statements**

**For the Period ended October 30, 2018**

**NOTES TO THE FINANCIAL STATEMENTS (Continued)**

**6 ACQUISITION OF ASSETS**

	2018/2019 Kshs	2017/2018 Kshs
Construction of Buildings	156,652,997	-
Refurbishment of Buildings	113,089,069	-
Construction and Civil Works	1,268,734,243	-
Purchase of Household Furniture and Institutional Equipment	-	-
Purchase of Office Furniture and General Equipment	17,450	-
Purchase of Specialised Plant, Equipment and Machinery	-	-
Research, Studies, Project Preparation, Design & Supervision	1,402,160	-
<b>Sub Total</b>	<b>1,539,895,920</b>	<b>-</b>
<b>TOTAL</b>	<b>1,539,895,920</b>	<b>-</b>

**7A: Bank Accounts**

Name of Bank, Account No. & currency	Amount in bank account currency	Indicate whether recurrent, Development, deposit e.t.c	Exc rate (if in foreign currency)	2018/2019	2017/2018
				Kshs	Kshs
Central Bank of Kenya, 87038023,KShs	ksh	Recurrent	-	1,031,544	-
Central Bank of Kenya, 87056980,KShs	ksh	development	-	51,147,743	-
Central Bank of Kenya, 87134823,KShs	ksh	Deposit	-	1,007,513,514	-
<b>Total</b>	<b>-</b>			<b>1,059,692,801</b>	<b>-</b>

**7B: CASH IN HAND**

	2018/2019 Kshs	2017/2018 Kshs
Cash in Hand – Held in domestic currency	-	-
<b>TOTAL</b>	<b>-</b>	<b>-</b>

Cash in hand should also be analysed as follows:

	2018/2019 Kshs	2017/2018 Kshs
Headquarters, Public Works Building, Cashoffice	-	-
<b>TOTAL</b>	<b>-</b>	<b>-</b>

**Certificate of board of survey attached.**

**STATE DEPARTMENT FOR HOUSING, URBAN DEVELOPMENT AND PUBLIC WORKS**

**Reports and Financial Statements**

**For the Period ended October 30, 2018**

**NOTES TO THE FINANCIAL STATEMENTS (Continued)**

**8: ACCOUNTS RECEIVABLE - OUTSTANDING IMPRESTS**

Description			2017-2018	2016-2017
			Kshs	Kshs
Government Imprests			-	
Salary advances				
District suspense			-	
Clearance accounts				-
<b>TOTAL</b>			-	-

**9. ACCOUNTS PAYABLE**

		2018/2019		2017/2018	
		Kshs		Kshs	
Retentions			1,006,845,514		-
Other Deposits			668,000		-
<b>TOTAL</b>			<b>1,007,513,514</b>		-

**10. FUND BALANCE BROUGHT FORWARD**

		2018-2017		2017-2018	
		Kshs		Kshs	
Bank accounts			-		-
Cash in hand			-		-
Receivables - Outstanding Imprests			-		-
Payables - Deposits			-		-
<b>TOTAL</b>			-		-

**11. PRIOR YEAR ADJUSTMENTS**

		2018-2017		2017-2018	
		Kshs		Kshs	
Adjustments on bank account balances					-
Adjustments on cash in hand			-		-
Adjustments on payables			-		-
Adjustments on receivables			-		-
Others (specify)			-		-
<b>TOTAL</b>			-		-

**STATE DEPARTMENT FOR HOUSING, URBAN DEVELOPMENT AND PUBLIC WORKS**

**Reports and Financial Statements**

**For the Period ended October 30, 2018**

---

**10. RELATED PARTY DISCLOSURES**

Related party disclosure is encouraged under non-mandatory section of the Cash Basis IPSAS.

The following comprise of related parties to the state department of Housing and Urban Development

- Key management personnel that include the Cabinet Secretaries and Accounting Officers
- Other Ministries Departments and Agencies and Development Projects;
- County Governments; and
- State Corporations and Semi-Autonomous Government Agencies.

**Related party transactions:**

	2018/2019 Kshs	2017/2018 Kshs
Transfers to other State Corporations and Semi-Autonomous Government Agencies	686,250,000	-

**NATIONAL GOVERNMENT ENTITY - MINISTRY OF TRANSPORT,  
INFRASTRUCTURE, HOUSING AND URBAN DEVELOPMENT.**

**STATE DEPARTMENT FOR HOUSING AND URBAN DEVELOPMENT  
Reports and Financial Statements  
For the Period ended October 30, 2018**

---

**XIV. OTHER IMPORTANT DISCLOSURES**

**11.1: PENDING ACCOUNTS PAYABLE-No pending accounts payable during the year**

**11.2: PENDING STAFF PAYABLES –No pending staff payable during the year**

**11.3: OTHER PENDING PAYABLES (See Annex 3)**

			<b>2018/2019</b>	<b>2017/2018</b>
			<b>Kshs</b>	<b>Kshs</b>
Amounts due to third parties			1,006,845,514	-
<b>TOTAL</b>			<b>1,006,845,514</b>	<b>-</b>

**STATE DEPARTMENT FOR HOUSING, URBAN DEVELOPMENT AND PUBLIC WORKS**

**Reports and Financial Statements  
For the Period ended October 30, 2018**

---

**XV. PROGRESS ON FOLLOW UP OF AUDITOR RECOMMENDATIONS**

There was no progress follow up of Auditor recommendation since vote 1096 was a new entity.

**XVI. FINANCIAL YEAR AND COMPARATIVES**

The financial statement for the State Department of Housing, Urban Development and Public Works has been prepared for the period 1<sup>st</sup> July 2018 to 30<sup>th</sup> October 2018.

There are no comparatives since it's a new vote.



Principal Secretary



Assistant Accountant General

NATIONAL GOVERNMENT ENTITY - MINISTRY OF TRANSPORT, INFRASTRUCTURE, HOUSING AND URBAN DEVELOPMENT.

STATE DEPARTMENT FOR HOUSING AND URBAN DEVELOPMENT

Reports and Financial Statements

For the Period ended October 30, 2018

XVII. ANNEXES

ANNEX 1 - ANALYSIS OF OTHER PENDING PAYABLES-Attached

ANNEX 2-SUMMARY OF FIXED ASSET REGISTER

Asset class	Historical Cost b/f	Additions during the year	Disposals during the year	Historical Cost c/f
	(Kshs)			(Kshs)
Buildings and structures	-	1,539,878,470	-	1,539,878,470
Office equipment, furniture and fittings	-	17,450	-	17,450
Other Machinery and Equipment	-	-	-	-
<b>Total</b>	-	<b>1,539,895,920</b>	-	<b>1,539,895,920</b>

NB: The balance as at the end of the year is the cumulative cost of all assets bought and inherited by the Ministry, Department or Agency. Additions during the year should tie to note on acquisition of assets during the year. Ensure this section is complete covering all the Entities assets

**STATE DEPARTMENT FOR HOUSING, URBAN DEVELOPMENT AND PUBLIC WORKS**  
**Reports and Financial Statements**  
**For the Period ended October 30, 2018**

**ANNEX 3-LIST OF PROJECTS IMPLEMENTED BY THE STATE DEPARTMENT OF HOUSING AND URBAN DEVELOPMENT AND PUBLIC WORKS**

Ref	Project Name	Principal activity of the project	Accounting Officer	Project consolidated in these financial statements(yes/no)
1	KENSUF	Upgrading of slums	Charles M Hinga	NO
2	KISIP-road construction,street lighting and drainage and sewerage	Informal settlements	Charles M Hinga	NO
3	City of Kisumu-road construction,markets,dumpsites	road construction,markets,dumpsites	Charles M Hinga	NO
4	NAMSIP	Improvement of infrastructure within the metro region,	Charles M Hinga	NO
5	Secondary schools	construction of secondary schools	Charles M Hinga	NO
6	Korogocho slum upgrading-	Korogocho slum upgrading	Charles M Hinga	NO

**ANNEX 4-LIST OF SCs, SAGAs AND PUBLIC FUNDS UNDER THE STATE DEPARTMENT OF HOUSING AND URBAN DEVELOPMENT AND PUBLIC WORKS**

Ref	SC, SAGA or Public Fund's name	Principal activity of entity	Accounting Officer	Amount transferred during the year	Inter- entity reconciliations done?(yes/no)
1	National Construction Authority	State Corporation	Charles M Hinga	307,500,000	yes
2	Ministry of Public Works Club	State Corporation	Charles M Hinga	3,750,000	yes
3	Civil servant Housing Fund Scheme	Scheme Fund	Charles M Hinga	375,000,000	yes
	<b>Total</b>			<b>686,250,000</b>	

**STATE DEPARTMENT FOR HOUSING, URBAN DEVELOPMENT AND PUBLIC WORKS**  
**Reports and Financial Statements**  
**For the Period ended October 30, 2018**

---

**ANNEX 5- NO OUTSTANDING IMPRESTS. HAVE ALL BEEN SURRENDERED**

**ANNEX 6- ANALYSIS OF THE DEPOSIT ACCOUNT (RETENTIONS NOT PAID 2018/2019 as at 30th November 2018)-  
Attached**

**ANNEX 7- REPORTS GENERATED FROM IFMIS**

The following financial Reports Generated from IFMIS should be generated and attached as appendices to these financial statements.

- i. GOK IFMIS Comparison Trial Balance
- ii. FO30 (Bank reconciliations) for all bank accounts
- iii. GOK IFMIS Receipts and Payments Statement
- iv. GOK IFMIS Statement of Financial Position
- v. GOK IFMIS Statement of Cash Flows
- vi. GOK IFMIS Notes to the Financial Statements
- vii. GOK IFMIS Statement of Budget Execution
- viii. GOK IFMIS Statement of Deposits
- ix. GOK IFMIS Budget Execution by Programme and Economic Classification
- x. GOK IFMIS Budget Execution by Heads and Programmes
- xi. GOK IFMIS Budget Execution by Programmes and Sub-programme

**NATIONAL GOVERNMENT ENTITY - MINISTRY OF TRANSPORT, INFRASTRUCTURE, HOUSING AND URBAN DEVELOPMENT.**

**STATE DEPARTMENT FOR HOUSING AND URBAN DEVELOPMENT**

**Reports and Financial Statements**

**For the Period ended October 30, 2018**

---

**NATIONAL GOVERNMENT ENTITY - MINISTRY OF TRANSPORT, INFRASTRUCTURE, HOUSING AND URBAN DEVELOPMENT.**

**STATE DEPARTMENT FOR HOUSING AND URBAN DEVELOPMENT**

**Reports and Financial Statements**

**For the Period ended October 30, 2018**

---