


REPUBLIC OF KENYA



KENYA NATIONAL AUDIT OFFICE



REPORT


OF

THE AUDITOR-GENERAL

ON

**THE FINANCIAL STATEMENTS OF
MINISTRY OF INDUSTRIALIZATION**

**FOR THE YEAR ENDED
30 JUNE 2013**



REPUBLIC OF KENYA

Telephone: +254-20-342330
Fax: +254-20-311482
E-Mail: oag@oagkenya.go.ke
Website: www.kenao.go.ke



P.O. Box 30084-00100
NAIROBI

KENYA NATIONAL AUDIT OFFICE

REPORT OF THE AUDITOR-GENERAL ON MINISTRY OF INDUSTRIALIZATION FOR THE YEAR ENDED 30 JUNE 2013

REPORT ON THE FINANCIAL STATEMENTS

I have audited the accompanying financial statements of Ministry of Industrialization (Vote 160) and a summary of significant accounting policies and other explanatory information in accordance with the provisions of Article 229 of the Constitution of Kenya and Section 8 of the Public Audit Act, 2003.

Accounting Officer's Responsibility for the Financial Statements

The Accounting Officer - Ministry of Industrialization - is responsible for the preparation and fair presentation of these financial statements in accordance with the Government Financial Regulations and Procedures and the Public Finance Management Act, 2012 and for such internal control as management determines is necessary to enable the preparation of financial statements that are free from material misstatement, whether due to fraud or error.

The Accounting Officer is also responsible for the submission of the financial statements to the Auditor-General in accordance with the provisions of Section 4 of the Public Audit Act, 2003.

Auditor-General's Responsibility

My responsibility is to express an opinion on these statements based on the audit and report in accordance with the provisions of Section 8 of the Public Audit Act, 2003 and submit audit report in compliance with Article 229 (7) of the Constitution of Kenya. The audit was conducted in accordance with International Standards on Auditing. Those standards require compliance with ethical requirements and that the audit be planned and performed to obtain reasonable assurance about whether the financial statements are free from material misstatement.

An audit involves performing procedures to obtain audit evidence about the amounts and disclosures in the financial statements. The procedures selected depend on the auditor's judgment, including the assessment of the risks of material misstatement of the financial statements, whether due to fraud or error. In making those risk assessments, the auditor considers internal control relevant to the entity's preparation and fair presentation of the financial statements in order to design audit procedures that are appropriate in the circumstances, but not for the purpose of expressing an opinion on the effectiveness of the Ministry's internal control. An audit also includes evaluating the appropriateness of accounting policies used and

the reasonableness of accounting estimates made by the management, as well as evaluating the overall presentation of the statement.

I believe that the audit evidence obtained is sufficient and appropriate to provide a basis for my audit opinions.

A. RECURRENT APPROPRIATION ACCOUNT VOTE R.160

Basis for Disclaimer of Opinion

1. Failure to provide footnotes to the Account

The appropriation account reflects variances in excess of Kshs.1,000,000 under four (4) items for which, no footnotes were provided as shown below -:

Head	Sub-Head	Item	Approved Estimates (kshs)	Actual Expenditure (Kshs)	Variance (Kshs)
0001	01	2210500	5,499,328	4,386,840	1,112,488
0001	01	3111100	1,048,000	30,000	1,018,000
0003	01	2211000	1,360,000	0	1,360,000
0010	01	2620100	5,000,000	0	5,000,000
0010	07	2630100	24,192,000	6,563,239	17,628,761

No reasons have been given for failure to provide the footnotes as required under Section 11.7.2 of Government Financial Regulations and Procedures.

2. Personal Emoluments

The appropriation account reflects a total amount of Kshs.273,361,957 incurred on personal emoluments while the payroll shows a figure of Kshs.266,892,449 as per IPPD data verified. The resultant variance of Kshs.6,469,508 has not been reconciled or explained.

3. Unverified Payments

The following items of expenditure could not be confirmed or verified as supporting documents were not availed:-

Item	Title	Amount in the Account (Kshs)	Amount supported by P.V (Kshs)	Difference Kshs
2211100	Office and General Supplies and Services	22,459,248	3,556,884	18,902,364

2210500	Printing, Advertising and Information	14,740,569	-	14,740,569
2211300	Other operating Expenses	24,113,548	1,447,160	22,666,388
3111100	Purchase of office Equipment and Gen. Equipment	19,818,472	-	19,818,472
	Rental of produced assets	<u>81,356,911</u>	<u>64,406,396</u>	<u>16,950,515</u>
		162,488,748	69,410,440	93,078,268
		=====	=====	=====

No satisfactory explanation was provided by management for failure to avail supporting documentary evidence for audit verification.

4. Unsupported Under-expenditure

Item	Title	Amount (Kshs.)
2211300	Other Operating Expenses	5,216,172
3110300	Refurbishment of Non-Residential Building	1,275,500

The under expenditure of Kshs.5,216,172 and Kshs.1,275,500 was explained as due to delay in paying legal dues for services rendered and delay in submission of invoices for services rendered, respectively. However, this could not be confirmed as no documentary evidence was availed for verification and the Ministry did not report any pending bills for the year under review.

5. Unsupported Over-Expenditure on Basic Salaries

The Appropriation Account reflects over expenditure on basic salaries under Kenya Industrial Training Institute and Small Scale Industries Field Services of Kshs.1,499,365 and Kshs.999,616, respectively. However, no information was provided to confirm the source of funds that were used to meet the total over-

expenditure of Kshs.2,498,981, and also why basic salaries paid during the year exceeded the approved budget.

6. Government Pension and Retirement Benefits

A total of Kshs.23,350,498 was spent on payment of pension and retirement benefits under item 2710100. Included in this figure are payments relating to subsistence and overtime allowances totalling Kshs.4,595,294 which do not relate to the expenditure item. No explanation has been provided for expenditure mischarge.

B. STATEMENT OF ASSETS AND LIABILITIES VOTE R.160

Basis for Disclaimer of Opinion

7. Long Outstanding Balances

The statement of assets and liabilities as at 30 June 2013 reflects debit and credit balances brought forward from 2011/2012 and earlier years amounting to Kshs.348,781,452 and Kshs.4,721,108,551 respectively, as detailed-;

Debit Balances	Amount (Kshs.)
PMG A/c	64,049,981
Exchequer A/c	642,495
Advances A/c	540,896
Temporary A/c	3,489,924
Provincial District A/c	278,206,162
Standing Imprest A/c	243,055
General Suspense A/c	<u>1,608,939</u>
TOTAL	<u>348,781,452</u>

Credit Balances	Amount (Kshs)
GAV A/C	13,787,305
Exchequer A/c	133,022,562
District Recurrent A/c	147,140,341
GAV cheques A/c	48,370,642
R/Dcheques A/c	3,873,515
Excess A.IA A/c	1,452,454
Insurance/Welfare/Sacco & others A/c	631,763
Inter-Bank Transfers	30,027
Vote Control Account	<u>4,372,799,942</u>
TOTAL	<u>4,721,108,551</u>

However, no reasons have been given for not clearing these long outstanding balances from the Ministry's books of account.

8. Paymaster General Account Balance

The statement reflects Paymaster General (PMG) Account balance of Kshs.64,134,852 as at 30 June 2013 which was at variance with the reconciled cashbook balance as at the same date of Kshs.84,871 and actual cashbook balance of Kshs.13,764,957 as per the board of survey reported dated 04 July, 2013. The resultant differences among the three sets of records have not been reconciled or explained. In addition, the bank reconciliation statement as at 30 June 2013 reflects receipts of Kshs.700,000 in the bank statement not recorded in the cashbook dated 30 June 2012. Further, the statement reflects receipts in cashbook but not recorded in the bank statement of Kshs.4,309,577 which implies that revenue was not banked intact. No reasons have been given for not updating the Ministry's records with the outstanding reconciling items.

9. General Account of Vote (GAV)

The statement reflects General Account of Vote (GAV) credit balance of Kshs.149,392,022 as at 30 June 2013. However, Appropriation Account for Vote R-160 reflects a balance of Kshs.111,247,162 as net surplus to be surrendered to the Exchequer. The resultant difference of Kshs.38,144,860 has not been reconciled or explained.

10. Unprocedural Cash Management

The Ministry's cashbook is operated on a float of Kshs.700,000 per week. However, instances were noted where cash was withdrawn from the bank even when the cashbox had an unspent balance of Kshs.1,000,000. No satisfactory reasons have been given as to why extra cash withdrawals were made when Kshs.1,000,000 had not been utilized, and which may lead to misuse of funds.

11. Provincial/District Suspense

The statement of assets and liabilities reflects a balance of Kshs.278,206,162 under Provincial/District Suspense Account as at 30 June 2013. However, this balance has not been analysed and supported with adequate documentation. As a result, it has not been possible to confirm what it represents.

C. DEVELOPMENT APPROPRIATION ACCOUNT VOTE D.160

Basis for Qualified Opinion

12. Capital Grants to Government Agencies

12.1 The appropriation account reflects capital grants remitted to Kenya Industrial and Research Development Institute totalling Kshs.645,999,999. However, the cashbook and payment vouchers availed indicate disbursements totalling

Kshs.575,999,999, resulting in an unreconciled and unexplained difference of Kshs.70,000,000.

12.2 Further, the appropriation account shows grants to Numerical Machining Complex Limited amounted to Kshs.387,999,999 while entries in the cashbook amount to Kshs.402,224,139. The resultant difference of Kshs.14,224,140 has not been explained or supported.

12.3 During the year under review, the Ministry made payments to Kenyatta International Conference Centre (KICC) totalling Kshs.28,111,906. Audit verification confirmed that Kshs.25,913,890 was for the conference on African Ministers of Industries in all African Union Countries held between 10 – 14 June 2013 at KICC. However, the balance of Kshs.2,198,016 has not been accounted for.

13. Routine Maintenance – Other Assets

13.1 The Appropriation Account reflects expenditure on routine maintenance and other assets amounting to Kshs.202,565,284 against the approved estimate of Kshs.200,000,000, leading to an over-expenditure figure of Kshs.2,565,284. However, included in the expenditure are recurrent expenses in respect of rent and service charges but described as minor alterations on buildings and civil works amounting to Kshs.52,284,715. The irregular utilization of funds voted for development expenditure to meet expenditure of recurrent nature has not been explained.

13.2 The appropriation account figure of Kshs.202,565,284 for routine maintenance and other assets differ with the cashbook entries totalling Kshs.100,502,409 by an unexplained difference of Kshs.102,062,875. In addition, the expenditure could not be verified since expenditure returns from District Industrial Development Officers (DIDOs) were not availed. Further, included in the figure were 2011/2012 pending bills amounting to Kshs.3,673,473 which were initially not captured as pending as at 30 June 2012. No explanation has been provided for the omission.

14. Differences between Appropriation Account and Cashbook

Differences were noted between Appropriation Account and Cashbook as follows:-

Particulars	Amount Reflected in Appropriation A/c. Kshs.	Amount reflected in Cashbook Kshs.	Difference Kshs.
Domestic Travel and Subsistence and other Transportation costs	4,971,473	182,279	4,789,194

Hospitality, Supplies and services	3,094,500	-	3,094,500
Foreign Travel and Subsistence and other transportation	3,913,600	-	<u>3,913,600</u>
TOTAL			<u>11,797,294</u>

The difference of Kshs.11,797,294 has not been reconciled or explained.

15. Unsupported Disbursements

Disbursements made to Kenya Industrial Training Institute (KITI) amounted to Kshs.41,626,997. However, the entire disbursement could not be verified since there were no expenditure returns from the Institute. Further, the cashbook indicates that disbursements to KITI totaled Kshs.36,499,997 giving rise to an unexplained difference of Kshs.5,127,000.

D. STATEMENT OF ASSETS AND LIABILITIES VOTE D.160

Basis for Qualified Opinion

16. Paymaster General Account

16.1 The statement of assets and liabilities as at 30 June, 2013 reflects a Paymaster General (PMG) Account balance of Kshs.1,757,371,668 which includes kshs.51,427,986 relating to the year 2012/2013. However, the cashbook and board of survey report as the same date show a balance of Kshs.335,476. The resultant difference between the two sets of records has not been reconciled or explained.

16.2 It was further revealed that payments amounting to Kshs.78,907,490 and receipts of Kshs.130,000 relating to the year under review had not been captured in the cashbook by the date of the board of survey on 30 June 2013, resulting to adjustments being made after the board of survey exercise on 4 July, 2013. The Ministry has not given reasons why these amounts were not captured in the cashbook when the payments and receipts were made or received.

Consequently, accuracy and completeness of the PMG balance as at 30 June, 2013 could not be confirmed.

17. Exchequer Account

The statement reflects an Exchequer Account balance of Kshs.339,825,081. However, the Controller of Budget's balance on the same as at 30 June, 2013 was

reflected as Kshs.187,538,896. The difference of Kshs.152,286,185 between the two sets of records has not been reconciled or explained.

18. General Account of Vote (G.A.V.)

The statement reflects GAV balance of Kshs.394,565,512 as at 30 June 2013 while the appropriation account reflects a figure of Kshs.327,881,125. The resultant difference of Kshs.66,684,387 has not been reconciled or explained.

19. Long Outstanding Balances

The statement as at 30 June, 2013 reflects various debit and credit balances amounting to Kshs.8,303,745,558 and Kshs.8,305,214,526 respectively relating to earlier years which have not been cleared as detailed below:-

Debit Balances	Amount (Kshs.)
(a) Ministry Hqs. – Development Bank A/C	2,360,973,423
(b) Exchequer Account	2,443,714,716
(c) Temporary Imprest Account	313,075
(d) Exchequer Releases/provisioning Account	1,400,279,592
(e) Provisional/District Suspense Account	<u>392,521,069</u>

Total **6,597,801,875**

Credit Balances	Amount (Kshs.)
(a) General Account of Vote (GAV) A/c	528,044,805
(b) Provision/District Suspense A/c	269,593,791
(c) Vote Control Account	<u>7,507,575,930</u>

Total **8,305,214,526**

However, no reasons have been given for not clearing the above long outstanding balances from the books of account.

20. Unsupported Balances

The statement reflects three account balances which have not been supported with analyses as shown below:-

Debits Balances	Amount (Kshs)
(a) General Suspense Account	6,403,200
(b) Temporary Imprest	313,075
(c) Provisional/District Suspense Account	392,521,069
Total	<u>399,237,344</u>

Credits Balances	Amount (Kshs)
(a) Provisional/District Suspense Account	269,593,791
(b) District Development Bank Account	<u>1,621,787</u>
Total	<u>271,215,578</u>

It has therefore not been possible to confirm what the balances represent.

E. STATEMENT OF ASSETS AND LIABILITIES FOR DEPOSITS

Basis for Adverse Opinion

21. Paymaster General Account

The statement of assets and liabilities for Deposits Vote 160 as at 30 June 2013 reflects a Paymaster General Account balance of Kshs.7,909,414.45 which differs with the cashbook balance as at the same date of Kshs.5,576,469.05. The resultant difference of Kshs.2,332,945.40 has not been reconciled or explained. Further, the deposits cashbook bank reconciliation statements and other related records revealed receipts in bank not recorded in cashbook amounting to Kshs.1,152,320 relating to the months of September, November and December, 2012. Further, receipts recorded in the cashbook totalling Kshs.350,000 and dated October and December 2012 had not been banked as at 30 June, 2013. No explanation has been provided for not recording the receipts in the cashbook and also for not banking the receipts as at 30 June 2013. In the circumstances, it has been possible to confirm that the PMG balance of Kshs.7,909,414.45 as at 30 June, 2013 is fairly stated.

22. Difference between Deposit Ledger and the Statement

The general ledger reflects a balance of Kshs.2,250,984 as at 30 June, 2013 under deposit account which differs with the statement balance of Kshs.5,576,469 as at the same date. The difference of Kshs.3,325,485 between the two sets of records has not been reconciled or explained.

F. STATEMENT OF OUTSTANDING OBLIGATIONS

Basis for Qualified Opinion

Contingent Liability

The statement of outstanding obligations guaranteed by the Government of Kenya as at 30 June 2013 reflects outstanding contingent liability of Kshs.2,225,870,284 (Japanese Yen 2,557,240,000 Exchange Rate 0.870419) in respect of a loan lent by the Japanese Government to the East African Portland Cement Company for rehabilitation of the factory's plant. However, the financial statements of the

Company for the same period reflect principal loan balance of Kshs.2,361,554,000 resulting in an unreconciled and unexplained difference of Kshs.135,683,716.

AUDIT OPINION

In line with my responsibility, I express the following opinions on the financial statements;-

Qualified Audit Opinion

- (i) Development Appropriation Account Vote D.160
- (ii) Statement of Assets and Liabilities for Vote D.160
- (iii) Statement of Outstanding Obligations

In my opinion, except for the effect of the matters described in the respective Basis for Qualified Opinion Paragraph, the three statements present fairly the financial performance of the Ministry for the year ended 30 June 2013 in accordance with Government Financial Regulations and Procedures and the Public Finance Management Act, 2012.

Adverse Opinion


- (i) Statement of assets and liabilities for Deposits

In my opinion, because of the significance of matters discussed in the Basis for Adverse Opinion Paragraph, the statement does not present fairly the financial performance of the Ministry as at 30 June 2013 in accordance with Government Financial Regulations and Procedures and the Public Finance Management Act, 2013.

Disclaimer of Opinion

- (i) Recurrent Appropriation Account Vote R.160
- (ii) Statement of Assets and Liabilities for Vote R.160

In my opinion, because of the significance of the matters described in the Basis for Disclaimer of Opinion Paragraph, I have not been able to obtain sufficient appropriated audit evidence to provide a basis for an audit opinion on the 2 statements. Accordingly, I do not express an opinion on the financial statements.




Edward R.O. Ouko, CBS
AUDITOR-GENERAL

Nairobi

16 May 2014

REPUBLIC OF KENYA



MINISTRY OF INDUSTRIALIZATION

**FINANCIAL STATEMENT REPORT FOR
THE YEAR ENDED 30TH JUNE 2013
DRAFT**

September 2013

Table of Contents

PART I: INTRODUCTION3

- 1. Mandate3
- 2. Vision3
- 3. Mission3
- 4. Core Values4
- 5. Key Strategic Objectives4
- 6. Strategic Programmes.....4
- 7. Strategic Priorities5
- 8. Key Management Staff.....6

PART II: MANAGEMENT REPORT 7

- (a) Cabinet Secretary’s Report.....7
- (b) The Accounting Officer’s Report.....8

PART III: STATEMENT OF THE ACCOUNTING OFFICER’S RESPONSIBILITIES 14

PART I: INTRODUCTION

1. Mandate

The mandate of the Ministry of Industrialization is derived from the *Presidential Circular No. 1/2008 of May 2008*. The Ministry therefore has the mandate to formulate industrial development policies and strategies, and is specifically responsible for the following:

- Industrialization Policy;
- Industrial Property Rights Policy and Settlement of Industrial Property Rights Disputes
- Quality Control, Ant-counterfeiting, Standardization and Settlement of Standard Disputes
- Industrial Training and Capacity Building
- Training, Infrastructure and Business Development Services for Micro, Small and Medium Industries
- Cement Production, Industrial Tooling and Machining
- Industrial Research and Development
- Finances and Venture Capital for Industrial Development
- Development of Micro, Small and Medium Industries
- Provision of Market Linkages and Access to Finance for Micro, Small and Medium Industries

Most of the functions mentioned above are executed by the state corporations under the ministry.

2. Vision

To be a leader in catalyzing a diversified, globally competitive and sustainable industrial sector in Kenya

3. Mission

To facilitate an expanding, globally competitive and innovative industrial sector by creating an enabling environment.

4. Core Values

Values are an integral part of an organization's culture and create a sense of identity, belonging and purpose. The Ministry upholds the following seven principles, as its core values:

- (i) **Customer satisfaction:** through a deliberate open door policy, we are committed to satisfying both our internal and external customers;
- (ii) **Team work:** by consciously and deliberately nurturing team spirit, collaboration and consultation, we will maximize our synergies in working together;
- (iii) **Professionalism:** Through a continuous assessment of training and capacity needs we will be able build a professional human resource base and ensure effective and efficient service delivery;
- (iv) **Integrity:** we aim to be accountable, transparent, ethical and honest, and at the same time adopt a 'zero-tolerance to corruption, policy';
- (v) **Creativity and Innovativeness:** we will be open and proactive in seeking better methods of delivery of service;
- (vi) **Committed to environmental sustainability:** we will be committed to ensuring a sustainable industrial development process through management policies and practices that guarantee environmental protection;
- (vii) **Gender equity:** we will embrace the principles of gender equity, fairness and balance across gender.

5. Key Strategic Objectives

The key strategic objectives for the Ministry are:

- (i) To build Capacity for Industrial development and quality service Delivery
- (ii) To establish policy, legal and institutional framework
- (iii) To attract local and foreign industrial investment
- (iv) To promote the development of MSMEs
- (v) To promote R&D, innovation and technology adoption

6. Strategic Programmes

According to the programme based budget framework, the Ministry has two programmes: Industrial development and investment; and Standard and business incubation. The overall objective of the programmes is to create enabling environment for investment and growth, stimulate industrial technological advancement, and enhance productivity and competitiveness. The two programmes are:

a) Industrial Development and investment

The programme has five (5) sub-programmes namely;

- (i) Promotion of Industrial development
- (ii) Provision of Industrial Training
- (iii) Promotion of industrial products
- (iv) Promotion of Industrial Property Rights and arbitration
- (v) Promotion of Industrial Research and Development, Innovation, and Technology Transfer.

b) Standards and Business Incubation

The programme has two (2) sub-programmes namely;

- (i) Standardization, Metrology and conformity assessment
- (ii) Business financing & incubation of MSMEs

7. Strategic Priorities

During the year under review, the Ministry implemented the following broad strategic priority areas drawn from the first Medium Term Plan of the Kenya Vision 2030.

- a) Development of policy, legal and institutional framework for industrialization:
 - (i) Finalization and implementation of the National Industrialization Policy.
 - (ii) Development of the Subcontracting Policy.
 - (iii) Development of the Business and Technology incubation Policy.
 - (iv) Development of Policy guidelines for public procurement of locally made furniture.

- b) **Implementation of Vision 2030 Flagships projects in the manufacturing sector:**
 - (v) Development of five industrial SME parks.
 - (vi) Development of Mini Steel Plant.
 - (vii) Training of engineers, technologists and technicians.
 - (viii) Development of Industrial Parks.
 - (ix) Transformation of KIRDI to a world class research and technology development institution.

- c) **Implementation of Economic Stimulus Programme:**
 - (x) Construction and equipping of 210 Constituency Industrial Development Centres (CIDCs).

- d) **Other Programmes**
 - (i) Implementation of One Village One Product (OVOP) project in 22 districts, a project supported by a JICA grant.

- (ii) Implementation of the Micro, Small and Medium Enterprises (MSME) Competitiveness project supported by World Bank loan.
- (iii) Implementation of the Business Sector Programme Support (BSPS) a project supported by DANIDA grant.
- (iv) Implementation of the 5K(Kenya Industrial Estates, Kenya Bureau of Standards, Kenya Industrial Property Institute, Kenya Industrial Research and Development Institute, Kenya National Trading Company) SME 2030 initiative.
- (v) Revival of Pan African Paper Mills (Pan Paper) in Webuye.
- (vi) Implementation of Standards and Labelling programme, a project supported by UNDP grant.

8. Key Management Staff

Prior to the re-organization of Government in May 2013, the Ministry was headed by Cabinet Minister for Industrialization as the political head. The Permanent Secretary (PS) was the Authorized and Accounting Officer. Administratively, the PS was assisted by the Senior Deputy Secretary who coordinated support departments. On technical matters the PS was assisted by the Industrialization Secretary who coordinated the technical departments. Under the Ministry, there were nine (9) State Corporations headed by Chief Executive Officers (CEOs) and two tribunals headed by Chairpersons.

The Executive Order No. 2 of May,2013 created the Ministry of Industrialization and Enterprise Development headed by Cabinet Secretary as (CEO) and the Principal Secretary as Chief Operating Officer and supported by the Director of Administration and Industrialization and Co-operative Secretaries as the heads of the technical directorates. Under the new Ministry, there are sixteen (16) State corporations headed by CEOs and three tribunals headed by Chairpersons.

PART II: MANAGEMENT REPORT

(a) Cabinet Secretary's Report

(i) Changes in Policy and strategy

The Ministry has developed the National Industrialization Policy (NIP) and the Industrial Development Bill. The NIP provides the policy framework and an enabling environment for industrial and enterprise development in Kenya. The policy focuses on value addition for both primary and high valued goods; and provides for linkages between the industrial sector and other productive sectors to drive the industrial transformation process. The Policy also aims at providing strategic direction for the sector growth and development. The overarching policy objective is to enable the industrial sector to attain and sustain annual sector growth rate of 15% and make Kenya the most competitive and preferred location for industrial investment in Africa. This will lead to high employment levels and wealth creation.

(ii) Overview of the Ministry's achievement

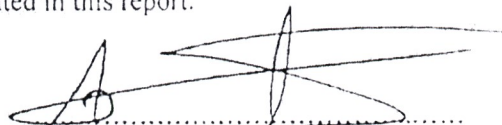
During the year under review, the Ministry developed several draft Policies and Bills to provide the necessary legal and institutional framework for industrialization. The Ministry reviewed various Acts. In addition, the Ministry implemented a number of key programmes and projects spread in various parts of the country to address the unemployment challenge, market access, dispersal of industries, value addition, productivity and competitiveness.

During the implementation of the programmes and projects, the Ministry faced several challenges which negatively impacted on the full realization of the industrial sector targets and goals. These challenges include; delay in operationalization of One Stop Shop, high cost of doing business, inadequate funding, inadequate staffing, procurement bottlenecks, lack of serviced industrial land for industrial projects, and weak inter-ministerial collaboration for cross cutting issues such as high influx of counterfeit and substandard goods.

Acknowledgement

The Ministry appreciates the support from Development Partners; various Parliamentary Committees, Ministries, Departments and Agencies, the Private Sector and the Ministry's staff with whose support the Ministry was able to deliver its mandate and achieve the results highlighted in this report.

DATE: 30/9/2013


Adan Mohamed, EBS
CABINET SECRETARY

(b) The Accounting Officer's Report

During the year under review, the Ministry implemented broad strategic priority areas drawn from the first Medium Term Plan of the Kenya Vision 2030 and achieved the following;

(i) Development of policy, legal and institutional framework for industrialization:

During the year under review, the Ministry undertook other policy, legal and institutional reforms in order to provide for a favorable environment for industrialization and address emerging industrial issues. The Ministry drafted an industrial Incubation Policy; Subcontracting Policy; Intellectual Property Rights Policy; Public Procurement and Disposal (Preference and Reservations) Regulations, 2011 with respect to locally produced furniture. The Ministry is currently reviewing the Special Economic Zones policy and Bill to provide a regulatory framework for the establishment and management of Special Economic Zones and Industrial Parks, reviewing the Scrap Metal Act (Cap 503)

(ii) Implementation of Vision 2030 Flagship projects in the manufacturing sector:

➤ Small And Medium Enterprise (SME) and Industrial Parks :

Small & Medium Enterprise Parks are key elements of the infrastructure supporting the growth of today's global economy. By providing a location in which government, her agencies and private sector cooperate, these parks create environments that foster collaboration and innovation.

One of the Ministry's Vision 2030 flagship project in relation to this objective is to facilitate establishment of SME Parks. In order to pursue this goal, 135 and 20 acres were identified in Eldoret and Talta Taveta respectively. Plans to develop master plans and architectural designs for identified land are in progress.

The Ministry has been collaborating with Jomo Kenyatta University of Agriculture and Technology (JKUAT) to develop an Industrial and Technology Park near Juja town. The university has set aside 32 acres of land for development of the park. Other plans include collaborating with county governments to identify land for industrial development and develop industrial master plans.

➤ Development of Iron and Steel Industry:

The local deposits of iron ore and coal, which are the raw materials for the production of iron, steel and coal have been identified in several locations in the country but their quantities have not been ascertained

One of the major factors that will determine the realization of Vision 2030 is the availability and affordability of iron and steel products. Steel is the key ingredient in infrastructure development and social progress.

It is against this background that the government of Kenya identified development of the iron and steel sector as a Vision 2030 flagship project under the manufacturing

sector. In order to develop the sector, a strategy paper was developed which identified a mini steel mill as one of the catalyst projects for the sector.

In order to establish an iron and steel industry, the sufficiency of iron ore deposits was to be ascertained. The Ministry of Industrialization planned to conduct a feasibility study within the financial year 2012/2013 but this was not realized.

The Ministry will work with the Ministry of Mining to ascertain the quantities of iron ore deposits in the country before a comprehensive road map is developed.

➤ **Training of Engineers, Technologists and Technicians :**

Engineers, Technologists and Technicians are a very critical human resource for any nation aspiring to become industrialized. The development and production of quality products depends on the availability of the right caliber of engineers, technologists and technicians who are products of well facilitated training institutions that utilize a curriculum that addresses the requirements of the economy.

The main objectives of the Training of Engineers, Technologists and Technicians programme are:

- Improve the curricula by addressing the quality of skills and competencies offered to engineers, technologists and technicians
- Upgrade training equipment and related resources in Training Institutions.
- Increase funding for training of engineers, technologists and technicians.
- Improve funding for research and development in the engineering field.

A strategy paper has been developed and validated by major stakeholders in the training institutions, industry players and Government Agencies. The strategy paper made a number of recommendations that require the development of a Sessional paper for implementation.

(iii) Transformation of KIRDI to a world class research and technology development institution

A concept paper for transforming the institute was developed. In addition the Regional Research Institute expansion in Kisumu is almost complete.

(iv) Implementation of Economic Stimulus Programme:

Construction and equipping of 210 Constituency Industrial Development Centres (CIDCs)

Out of 188 constituencies where land was identified and construction commenced, 120 CIDCs have been completed. The construction works for the other remaining centres are at various levels of completion. The main challenge was acquisition of land, low capacity of local contractors, procurement challenges, disparities in the

bills of quantities and low funding both for construction and equipping the centers.

(v) Other Programmes and projects

(a) Implementation of One Village One Product (OVOP) project in 14 additional districts.

The concept was introduced in additional 14 districts as planned. Specialized technical assistance in form of training in value addition, financial management, marketing, branding and packaging were disseminated to groups in the additional districts in addition to exhibitions in five target districts namely; Nyeri, Bungoma, Kisii, Nakuru and Laikipia for showcasing the emerging OVOP products. Further, 16 firms benefited through the improvement in their production, expansion of their markets and linkages to financial institutions and other business development services providers. The challenge is the lack of GoK counterpart funds for the project.

(b) Implementation of the 5K SME 2030 initiative

5 K MSE Programme : The 5K MSE 2030 programme constitutes 5 institutions namely: Kenya Industrial Research and Development Institute (KIRDI), Kenya Bureau of Standards (KEBS), Kenya Industrial Property Institute (KIPI), Kenya National Trading Company (KNTC) and Kenya Industrial Estates (KIE).

To revolutionize and modernize the MSE sector in line with Vision 2030, the Ministry is implementing the 5 K MSE Programme which is aimed at upgrading MSE products in the following targeted sectors;

- 1) Agro processing
- 2) Leather and leather products
- 3) Metal and Metal products
- 4) Chemicals and Pharmaceuticals
- 5) Furniture
- 6) Electrical and Electronics

The initiative has upgraded Hospital Beds and the Arc welding machines in collaboration with SMEs whose capacity has been built and are currently producing the products.

(c) Development of Regional Specific Industrial Clusters in Mombasa, Kisumu and Garissa :

The Vision 2030 development blue print advocates for regional manufacturing and industrial clusters as engines for realizing industrialization. The blue print recognizes that different regions are endowed with different resources and identifies value addition on locally available raw materials as critical to realizing full potential for economic development of the regions.

The Cluster Approach is a modern business value creation method of effecting positive social and economic changes through enriching the culture of innovation, productivity and prosperity in utilization of natural resources and assets, networks and culture of regions.

The Ministry of Industrialization through Kenya Institute for Public Policy Research and Analysis (*KIPPRA*) undertook a study in the country on cluster approach and identified meat and leather, fisheries and dairy clusters as having high potential for value addition. The Ministry of Industrialization together with other stakeholders embarked on promoting development of the fisheries cluster in Kisumu, Cashew nut cluster in Mombasa and Meat and leather cluster in Garissa and Kajiado. Currently the process of conducting feasibility studies for the Meat and leather cluster in Garissa and Kajiado are in progress.

(d) Implementation of Standards and Labelling programme

The Standard and Labelling programme is a 5-year initiative designed to remove barriers to market transformation of energy efficient products and services in Kenya with replication effect to other East African Community Countries.

Standards and Labelling Programme achieved the following:

- The Project undertook awareness campaigns through trade fairs, media publication and exhibitions. The project team also participated in the Green Kenya Initiative.
- The project also undertook several studies including the policy support and framework review.

(e) Reduce incidences of counterfeits

The Anti-counterfeit agency achieved the following:

- Carried out 109 investigations out of which all suspects arraigned in court were found guilty.
- Conducted 64 raids and 9 seizures.
- Engaged a consultant to finalize the development of procedure manual on enforcement of IPR under the Anti-Counterfeit Act.
- Carried out public awareness on intellectual property and counterfeiting by taking part in the law society of Kenya awareness week, tax payer week, workshops for relevant agencies and participation in ASK shows.

(f) Development and implementation of standards

- The Kenya Bureau of Standards in collaboration with its stakeholders developed 448 standards against 320 targeted.
- The number of products certified under large firms was 6,203 against the target of 7,500 for 2011-2012) and for small firms (SMEs) of 2,304 against a target of 3,300 due to noncompliance of some of the products manufactured by some firms.
- Construction of two laboratories in Miritini & Kisumu commenced.

Due to lack of funding, construction of the Radiation Testing Laboratory has commenced.

(g) Accreditation and conformity assessment

Kenya Accreditation Service (KENAS) conducted seven awareness programmes on and seven (7) assessment bodies accredited.

(h) Provision of incubation services and work sites

Kenya Industrial Estates (KIE) constructed 239 industrial sheds in Kimilili, Machakos, Narok, Kwale, Kapsabet, Tala, Muranga, Voi, Homabay, Siaya, Nyeri, Embu, Bungoma, Mwatate, Kipsirchet, Kikima, Nundwine, Timau, Imenti central, Nithi, Nairobi, Kakamega, Nyamira, Eldoret- East, Migori, Webuye, Mandera, Vihiga, Wundanyi, Kitui, Nyeri, Kajiado-central, Ndia-Kirinyaga, Wajir, Karatina, Bondo, Kapsabet, Malindi. This has provided quality and competitive industrial infrastructure. In addition KIE provided credit facilities to MSMEs amounting to Kshs. 256.3 Million during the period under review. Furthermore 309 Linkages were created between MSMEs and large enterprises.

(i) Machine tooling and equipment production

The Numerical Machining Complex (NMC) produced;

- Sixty seven (67) 5-Horse Power Pumps for irrigation and sold against the target of 100. This was as result of marketing of the finished products.
- 35 lathe machines produced against the target of 120 machines. The rest machines are 80% complete.
- 22 hydraulic presses and several cabinets
- 24,000 pieces of railway brake blocks were produced worth Kshs. 24 Million.

The main challenges were inadequate funding, low human technical capacity and procurement challenges.

(j) Industrial Property registration

Kenya Industrial Property Institute (KIPI) increased Industrial Property Rights (IPR) registration from 2015 to 4175.

(k) Industrial research and development

Kenya Industrial Research and Development Institute continued to develop technologies for local value addition and commercialization in the following areas.


- Leather processing technology – two tanneries established in West Pokot and Wamunyu.
- Fruit processing technologies – 50 SMEs are already working on it

- Honey Processing Technology – the technology has been transferred to 8 SMEs.
- Extraction of essential oils and medicinal active ingredients: The technology support SME in the export business. 5 SMEs have benefited.
- Cotton Processing Technology – the main technology developed is the handloom machine which can be used by small scale farmers in ginneries for processing of cotton.
- Natural Products extraction technologies: technology developed for extraction of aloe vera.
- Agro waste utilization technologies for fuel making – technologies for briquetting agro waste for fuel have been developed and disseminated to western region.
- Fish leather technologies developed and transferred to SMEs.
- One (1) process design for value addition of selected raw material namely, fish oil extraction.
- Four (4) companies created as a result of the technologies developed and
- 12 technologies transferred to SMEs.

CHALLENGES IN IMPLEMENTATION OF PROGRAMMES AND PROJECTS

- (a) **Industrial land:** The availability of adequate and accessible industrial land is a crucial factor for industrial development. Non-availability of suitable land hampered the timely implementation of projects and programmes such as SME parks, SEZ, Industrial Clusters among others.
- (b) **Budgetary Allocation:** Inadequate budgetary allocation in development funds has hampered the implementation of the various projects and programmes. Flagship projects and other programmes outlined in the plan required substantial amount of resources to be implemented.

DATE: 30-09-2013



 Dr. Wilson Songa, MBS
PRINCIPAL SECRETARY


PART III: STATEMENT OF THE ACCOUNTING OFFICER'S RESPONSIBILITIES

I accept responsibility for the maintenance of accounting records which may be relied upon in preparation of financial statements, as well as adequate systems of internal control.

I further accept responsibility for the attached Annual Accounts, which have been prepared in conformity with Treasury directions and appropriate Government Financial Regulations and Procedures.

I am of the opinion that the attached Appropriations and other Financial Statements present fairly the financial state of affairs of the Ministry of Industrialization Vote 60 as at 30th June, 2013.

DATE: 30-09-2013


.....
Dr. Wilson Songa, MBS
PRINCIPAL SECRETARY

VOTE R160 MINISTRY OF INDUSTRIALIZATION
RECURRENT APPROPRIATION ACCOUNT ON SUMMARY ITEM - FOR THE PERIOD FROM JUL-12 TO JUN-13

HEAD	SUB HEAD	ITEM	TITLE AND DETAILS	Original	Add/Less Supplementary	Approved Estimates	Actual Expenditure	Over	Under
				KShs	KShs	KShs	KShs	KShs	KShs
0000			Ministry of Industrialization						
0001			Net Expenditure Head 000000	KShs					
			Headquarters and Administrative Services						
01			Headquarters and Administrative Services						
	2110100		Basic Salaries - Permanent Employees	46,671,308	6,598,508	53,269,816	53,260,537	0	9,279
	2110300		Personal Allowances paid as part of Salary	37,558,255	3,698,160	41,256,415	41,219,331	0	37,084
	2210100		Utilities, Supplies and Services	1,312,000	0	1,312,000	1,112,107	0	199,893
	2210200		Communication, Supplies and Services	6,646,941	-664,694	5,982,247	5,330,577	0	651,670
	2210300		Domestic Travel and Subsistence, and Other Transportation Costs	4,266,500	-426,650	3,839,850	3,506,275	0	333,575
	2210400		Foreign Travel and Subsistence, and Other Transportation Costs	2,473,000	-494,600	1,978,400	1,908,108	0	70,292
	2210500		Printing, Advertising and Information Supplies and Services	6,110,364	-611,036	5,499,328	4,386,840	0	1,112,489
	2210600		Rentals of Produced Assets	70,980,000	0	70,980,000	70,867,789	0	112,211
	2210700		Training Expenses (including capacity building)	8,300,000	-1,660,000	6,640,000	5,796,853	0	843,147
	2210800		Hospitality Supplies and Services	3,360,000	67,664,000	71,024,000	12,512,312	0	58,511,688
	2211000		Specialised Materials and Supplies	2,440,000	0	2,440,000	1,969,966	0	470,034
	2211100		Office and General Supplies and Services	4,130,000	-413,000	3,717,000	3,571,058	0	145,942
	2211200		Fuel Oil and Lubricants	6,920,000	0	6,920,000	6,568,243	0	351,757
	2211300		Other Operating Expenses	18,614,250	-3,722,850	14,891,400	9,675,228	0	5,216,172
	2220100		Routine Maintenance - Vehicles and Other Transport Equipmt.	2,720,502	0	2,720,502	2,113,529	0	606,973
	2220200		Routine Maintenance - Other Assets	2,523,300	0	2,523,300	1,839,549	0	683,751
	2710100		Govt. Pension and Retirement Benefits	3,528,000	0	3,528,000	3,527,371	0	629
	3110300		Refurbishment of Buildings	1,275,500	0	1,275,500	0	0	1,275,500
	3111000		Purch. of Office Furn. & General Eqpt.	1,968,000	-393,600	1,574,400	1,525,233	0	49,167
	3111100		Purch. of Specialised Plant, Equipment & Mach.	330,000	-66,000	264,000	58,000	0	206,000
			GROSS EXPENDITURE	232,127,920	69,508,238	301,636,158	230,748,904	0	70,887,254
			Appropriations in Aid						
			Total Appropriations in Aid	KShs					
			Net Expenditure SubHead 01	KShs					
02			Aids Control Unit Headquarters and Administrative Services						
	2210200		Communication, Supplies and Services	324,000	-32,400	291,600	291,254	0	346
	2210300		Domestic Travel and Subsistence, and Other Transportation Costs	1,052,847	-105,285	947,562	966,208	-18,646	0
	2210700		Training Expenses (including capacity building)	1,315,000	-263,000	1,052,000	1,030,073	0	21,927
	2210800		Hospitality Supplies and Services	551,545	-55,155	496,390	491,594	0	4,796
	2211000		Specialised Materials and Supplies	1,600,000	0	1,600,000	1,481,368	0	118,632
	2211100		Office and General Supplies and Services	650,000	-65,000	585,000	583,550	0	1,450
	2211200		Fuel Oil and Lubricants	208,000	0	208,000	55,500	0	152,500
			GROSS EXPENDITURE	5,701,392	-520,840	5,180,552	4,899,547	-18,646	299,651
			Appropriations in Aid						
			Total Appropriations in Aid	KShs					
			Net Expenditure SubHead 02	KShs					
			Total	5,701,392	-520,840	5,180,552	4,899,547	-18,646	299,651

VOTE R160 MINISTRY OF INDUSTRIALIZATION

RECURRENT APPROPRIATION ACCOUNT ON SUMMARY ITEM - FOR THE PERIOD FROM JUL-12 TO JUN-13

HEAD	SUB HEAD	ITEM	TITLE AND DETAILS				Original	Add/Less Supplementary	Approved Estimates	Actual Expenditure	Over	Under
			KShs									
0001			Headquarters and Administrative Services									
03			Information Communication Technology Unit									
		2210200	1,215,000	-121,500	1,093,500	922,263	0	171,237				
		2210300	639,170	-63,917	575,253	525,571	0	49,682				
		2210400	623,000	-124,600	498,400	439,330	0	59,070				
		2210500	535,500	-53,550	481,950	363,465	0	118,485				
		2210700	2,850,000	-570,000	2,280,000	2,213,764	0	66,236				
		2210800	381,850	-38,185	343,665	315,375	0	28,290				
		2211000	1,320,000	0	1,320,000	1,114,666	0	205,334				
		2211100	745,000	-74,550	670,450	584,870	0	86,080				
		2220200	2,200,000	0	2,200,000	1,359,354	0	840,646				
		3111000	1,199,104	-239,821	959,283	944,370	0	14,914				
		3111100	1,310,000	-262,000	1,048,000	30,000	0	1,018,000				
			13,019,124	-1,548,123	11,471,001	8,813,028	0	2,657,973				
			Appropriations in Aid									
			Total Appropriations in Aid									
			13,019,124	-1,548,123	11,471,001	8,813,028	0	2,657,973				
04			Monitoring and Evaluation Unit Headquarters and Administrative Services									
		2110100	2,726,688	616,714	3,343,402	3,343,286	0	116				
		2110300	2,538,000	820,000	3,358,000	3,355,000	0	3,000				
		2210200	1,030,500	-103,050	927,450	553,856	0	373,594				
		2210300	1,162,000	-116,200	1,045,800	971,469	0	74,331				
		2210400	480,400	-96,080	384,320	290,126	0	94,194				
		2210500	836,675	-83,667	753,008	634,040	0	118,968				
		2210700	1,900,000	-380,000	1,520,000	1,475,551	0	44,449				
		2210800	535,850	-53,585	482,265	470,767	0	11,498				
		2211100	1,584,400	-158,440	1,425,960	1,403,065	0	22,895				
		2211200	1,328,000	0	1,328,000	1,151,797	0	176,203				
		2220100	480,480	0	480,480	391,270	0	89,210				
		2220200	870,000	0	870,000	129,000	0	741,000				
		3111000	1,432,480	-286,496	1,145,984	1,088,599	0	57,385				
			16,905,473	159,196	17,064,669	15,257,826	0	1,806,843				
			Appropriations in Aid									
			Total Appropriations in Aid									
			16,905,473	159,196	17,064,669	15,257,826	0	1,806,843				
05			Finance Management Services Headquarters and Administrative Services									
		2110100	2,595,204	591,999	3,187,203	3,186,718	0	485				
		2110300	2,154,000	0	2,154,000	2,152,074	0	1,926				
		2210100	380,000	0	380,000	204,892	0	175,108				
		2210200	909,720	-90,972	818,748	435,408	0	383,340				

VOTE R160 MINISTRY OF INDUSTRIALIZATION

RECURRENT APPROPRIATION ACCOUNT ON SUMMARY ITEM - FOR THE PERIOD FROM JUL-12 TO JUN-13

HEAD	SUB HEAD	ITEM	TITLE AND DETAILS				Original	Add/Less Supplementary	Approved Estimates	Actual Expenditure	Over	Under
			KShs									
0001	05		Headquarters and Administrative Services									
			Finance Management Services Headquarters and Administrative Services									
		2210300	876,785	-87,679	789,106	731,369	0	57,737				
		2210400	724,550	-144,910	579,640	554,169	0	25,471				
		2210500	903,000	-90,300	812,700	689,249	0	123,451				
		2210700	2,980,000	-596,000	2,384,000	2,034,122	0	349,878				
		2210800	1,348,375	-134,837	1,213,538	1,133,780	0	79,758				
		2211000	700,000	0	700,000	648,883	0	51,118				
		2211100	1,879,205	-187,920	1,691,285	1,674,104	0	17,181				
		2211200	1,600,000	0	1,600,000	1,587,973	0	12,027				
		2220100	1,216,000	0	1,216,000	948,277	0	267,723				
		2220200	1,330,800	0	1,330,800	1,256,085	0	74,715				
		3111000	1,416,160	-283,232	1,132,928	1,113,943	0	18,985				
			21,013,799	-1,023,851	19,989,948	18,351,044	0	1,638,904				
			GROSS EXPENDITURE									
			Appropriations in Aid									
			Total Appropriations in Aid									
			21,013,799	-1,023,851	19,989,948	18,351,044	0	1,638,904				
			Net Expenditure SubHead 05									
			21,013,799	-1,023,851	19,989,948	18,351,044	0	1,638,904				
			Anti-Counterfeit Agency Headquarters and Administrative Services									
		2630100	192,168,000	-19,216,800	172,951,200	172,951,200	0	0				
			Current grants to Govt. Agencies and other levels of Govt.									
			192,168,000	-19,216,800	172,951,200	172,951,200	0	0				
			GROSS EXPENDITURE									
			Appropriations in Aid									
			Total Appropriations in Aid									
			192,168,000	-19,216,800	172,951,200	172,951,200	0	0				
			Net Expenditure SubHead 06									
			192,168,000	-19,216,800	172,951,200	172,951,200	0	0				
			Net Expenditure Head 000100									
			480,935,708	47,357,820	528,293,528	451,021,550	-18,646	77,290,624				
0002			Kenya Industrial Research Development Institute (KIRDI)									
			Headquarters Kenya Industrial Research Development Institute (KIRDI)									
		2630100	624,000,000	-62,400,000	561,600,000	561,600,000	0	0				
			Current grants to Govt. Agencies and other levels of Govt.									
			624,000,000	-62,400,000	561,600,000	561,600,000	0	0				
			GROSS EXPENDITURE									
			Appropriations in Aid									
			Receipts from Sales of Inventories, Stocks and Commodities - collected as AIA									
		3520300	-20,000,000	0	-20,000,000	-20,000,000	0	0				
			Total Appropriations in Aid									
			-20,000,000	0	-20,000,000	-20,000,000	0	0				
			Net Expenditure SubHead 01									
			604,000,000	-62,400,000	541,600,000	541,600,000	0	0				
			Net Expenditure Head 000200									
			604,000,000	-62,400,000	541,600,000	541,600,000	0	0				
0003			Industrial Property Tribunal									
			Headquarters Industrial Property Tribunal									
		2110100	2,589,120	0	2,589,120	2,588,065	0	1,055				
			Basic Salaries - Permanent Employees									

VOTE R160 MINISTRY OF INDUSTRIALIZATION
RECURRENT APPROPRIATION ACCOUNT ON SUMMARY ITEM - FOR THE PERIOD FROM JUL-12 TO JUN-13

HEAD	SUB HEAD	ITEM	TITLE AND DETAILS				Original	Add/Less Supplementary	Approved Estimates	Actual Expenditure	Over	Under
			Industrial Property Tribunal									
0003	01		Industrial Property Tribunal									
			Headquarters Industrial Property Tribunal									
		2110300	Personal Allowances paid as part of Salary				3,711,600	3,188,400	6,900,000	6,896,858	0	3,142
		2210100	Utilities, Supplies and Services				340,468	0	340,468	0	0	340,468
		2210200	Communication, Supplies and Services				729,000	-72,900	656,100	444,045	0	212,055
		2210300	Domestic Travel and Subsistence, and Other Transportation Costs				2,527,657	-252,766	2,274,891	2,239,573	0	35,318
		2210400	Foreign Travel and Subsistence, and Other Transportation Costs				1,500,000	-300,000	1,200,000	1,229,634	-29,634	0
		2210500	Printing, Advertising and Information Supplies and Services				899,500	-89,950	809,550	447,100	0	362,450
		2210700	Training Expenses (including capacity building)				1,960,875	-392,175	1,568,700	1,172,633	0	396,068
		2210800	Hospitality Supplies and Services				3,559,500	-355,950	3,203,550	2,939,245	0	264,305
		2211000	Specialised Materials and Supplies				1,360,000	0	1,360,000	0	0	1,360,000
		2211100	Office and General Supplies and Services				1,832,500	-183,250	1,649,250	989,680	0	659,570
		2211200	Fuel Oil and Lubricants				800,000	0	800,000	799,947	0	53
		2211300	Other Operating Expenses				800,000	-160,000	640,000	635,677	0	4,323
		2220100	Routine Maintenance - Vehicles and Other Transport Equipmt.				720,000	0	720,000	0	0	720,000
		2220200	Routine Maintenance - Other Assets				350,000	0	350,000	0	0	350,000
		2710100	Govt. Pension and Retirement Benefits				1,750,000	0	1,750,000	1,749,985	0	15
		3111000	Purch. of Office Furn. & General Eqpt.				2,248,640	-449,728	1,798,912	1,728,810	0	70,102
			GROSS EXPENDITURE				27,678,860	931,681	28,610,541	23,861,252	-29,634	4,778,923
			Appropriations in Aid									
			Total Appropriations in Aid				KShs					
			Net Expenditure SubHead 01				27,678,860	931,681	28,610,541	23,861,252	-29,634	4,778,923
			Net Expenditure Head 000300				27,678,860	931,681	28,610,541	23,861,252	-29,634	4,778,923
0004			Kenya Industrial Property Institute									
	01		Headquarters Kenya Industrial Property Institute									
		2630100	Current grants to Govt. Agencies and other levels of Govt.				132,000,000	4,800,000	136,800,000	136,800,000	0	0
			GROSS EXPENDITURE				132,000,000	4,800,000	136,800,000	136,800,000	0	0
		3520300	Appropriations in Aid				-116,500,000	-18,000,000	-134,500,000	-129,050,000	0	-5,450,000
			Receipts from Sales of Inventories, Stocks and Commodities - collected as AIA									
			Total Appropriations in Aid				-116,500,000	-18,000,000	-134,500,000	-129,050,000	0	-5,450,000
			Net Expenditure SubHead 01				15,500,000	22,800,000	2,300,000	7,750,000	0	-5,450,000
			Net Expenditure Head 000400				15,500,000	22,800,000	2,300,000	7,750,000	0	-5,450,000
0005			Agro-Industries Sector									
	01		Headquarters Agro-Industries Sector									
		2110100	Basic Salaries - Permanent Employees				5,539,488	0	5,539,488	5,538,504	0	984
		2110300	Personal Allowances paid as part of Salary				3,706,000	636,000	4,342,000	4,340,722	0	1,278
		2210200	Communication, Supplies and Services				945,000	-94,500	850,500	846,945	0	203,555
		2210300	Domestic Travel and Subsistence, and Other				1,260,000	-126,000	1,134,000	1,101,406	0	32,594

VOTE R160 MINISTRY OF INDUSTRIALIZATION
RECURRENT APPROPRIATION ACCOUNT ON SUMMARY ITEM - FOR THE PERIOD FROM JUL-12 TO JUN-13

HEAD	SUB HEAD	ITEM	TITLE AND DETAILS			Original	Add/Less Supplementary	Approved Estimates	Actual Expenditure	Over	Under
0005			Agro-Industries Sector								
01			Headquarters Agro-Industries Sector								
	2210400		Transportation Costs		800,000						
			Foreign Travel and Subsistence, and Other Transportation Costs			-160,000	640,000	743,707	-103,707	0	
	2210500		Printing, Advertising and Information Supplies and Services		700,000	-70,000	630,000	438,000	0	192,000	
			Hospitality Supplies and Services		252,000	-25,200	226,800	187,304	0	39,496	
	2211000		Specialised Materials and Supplies		200,000	0	200,000	181,200	0	18,800	
			Office and General Supplies and Services		405,000	-40,500	364,500	359,100	0	5,400	
	2211200		Fuel Oil and Lubricants		240,600	0	240,600	162,000	0	78,600	
			Other Operating Expenses		400,320	-80,064	320,256	314,723	0	5,533	
	2220100		Routine Maintenance - Vehicles and Other Transport Equipmt.		240,000	0	240,000	186,032	0	53,968	
			Routine Maintenance - Other Assets		360,000	0	360,000	180,000	0	180,000	
	3111000		Purch. of Office Furn. & General Eqpt.		812,800	-162,560	650,240	365,100	0	285,140	
			GROSS EXPENDITURE	KShs	15,861,208	-122,824	15,738,384	14,744,743	-103,707	1,097,349	
			Appropriations in Aid	KShs	15,861,208	-122,824	15,738,384	14,744,743	-103,707	1,097,349	
			Total Appropriations in Aid	KShs	15,861,208	-122,824	15,738,384	14,744,743	-103,707	1,097,349	
			Net Expenditure SubHead 01	KShs	15,861,208	-122,824	15,738,384	14,744,743	-103,707	1,097,349	
0006			Chemical and Mineral Division								
01			Headquarters Chemical and Mineral Division								
	2110100		Basic Salaries - Permanent Employees		3,287,160	0	3,287,160	3,286,505	0	655	
	2110300		Personal Allowances paid as part of Salary Communication, Supplies and Services		1,848,200	576,000	2,424,200	2,423,000	0	1,200	
	2210200		Domestic Travel and Subsistence, and Other Transportation Costs		621,801	-62,180	559,621	404,490	0	155,131	
			Foreign Travel and Subsistence, and Other Transportation Costs		910,000	-91,000	819,000	789,753	0	29,247	
	2210400		Routine Maintenance - Other Assets		910,000	-182,000	728,000	710,835	0	17,165	
			Routine Maintenance - Vehicles and Other Transport Equipmt.		504,000	-50,400	453,600	238,014	0	215,587	
	2210500		Printing, Advertising and Information Supplies and Services		420,350	-42,034	378,316	384,700	-6,384	0	
			Hospitality Supplies and Services		400,500	0	400,500	385,195	0	15,305	
	2211000		Specialised Materials and Supplies		516,300	-51,630	464,670	454,842	0	9,828	
			Office and General Supplies and Services		400,000	0	400,000	399,935	0	65	
	2211200		Fuel Oil and Lubricants		280,400	0	280,400	155,842	0	124,558	
			Other Operating Expenses		372,250	0	372,250	365,730	0	6,520	
	2220200		Routine Maintenance - Other Assets		718,016	-143,603	574,413	384,370	0	190,043	
			Routine Maintenance - Vehicles and Other Transport Equipmt.		11,188,977	-46,847	11,142,130	10,383,211	-6,384	765,303	
	3111000		Purch. of Office Furn. & General Eqpt.		11,188,977	-46,847	11,142,130	10,383,211	-6,384	765,303	
			GROSS EXPENDITURE	KShs	11,188,977	-46,847	11,142,130	10,383,211	-6,384	765,303	
			Appropriations in Aid	KShs	11,188,977	-46,847	11,142,130	10,383,211	-6,384	765,303	
			Total Appropriations in Aid	KShs	11,188,977	-46,847	11,142,130	10,383,211	-6,384	765,303	
			Net Expenditure SubHead 01	KShs	11,188,977	-46,847	11,142,130	10,383,211	-6,384	765,303	
			Net Expenditure Head 000600	KShs	11,188,977	-46,847	11,142,130	10,383,211	-6,384	765,303	

VOTE R160 MINISTRY OF INDUSTRIALIZATION
 RECURRENT APPROPRIATION ACCOUNT ON SUMMARY ITEM - FOR THE PERIOD FROM JUL-12 TO JUN-13

HEAD	SUB HEAD	ITEM	TITLE AND DETAILS	Original		Add/Less Supplementary		Approved Estimates		Actual Expenditure		Over		Under	
				KShs	KShs	KShs	KShs	KShs	KShs	KShs	KShs	KShs	KShs	KShs	KShs
0007	01		Engineering and Construction Industries												
			Headquarters Engineering and Construction Industries												
		2110100	Basic Salaries - Permanent Employees	2,148,648	0	2,148,648	0	2,148,648	2,148,626	0	22	0	22		
		2110300	Personal Allowances paid as part of Salary Communication, Supplies and Services	1,800,400	600,000	2,400,400		2,400,400	2,398,710	0	1,690	0	1,690		
		2210200	Domestic Travel and Subsistence, and Other Transportation Costs	739,620	-73,962	665,658		665,658	441,000	0	224,658	0	224,658		
		2210300	Foreign Travel and Subsistence, and Other Transportation Costs	1,018,500	-101,850	916,650		916,650	823,103	0	93,547	0	93,547		
		2210400	Printing, Advertising and Information Supplies and Services	685,000	-137,000	548,000		548,000	517,731	0	30,269	0	30,269		
		2210500	Hospitality Supplies and Services	679,000	-67,900	611,100		611,100	387,507	0	223,593	0	223,593		
		2210800	Specialised Materials and Supplies	577,500	-57,750	519,750		519,750	507,737	0	12,013	0	12,013		
		2211000	Office and General Supplies and Services	850,000	0	850,000		850,000	824,150	0	25,850	0	25,850		
		2211100	Fuel Oil and Lubricants	853,000	-85,300	767,700		767,700	745,380	0	22,320	0	22,320		
		2211200	Other Operating Expenses	760,000	0	760,000		760,000	759,991	0	9	0	9		
		2211300	Routine Maintenance - Vehicles and Other Transport Equipment	412,160	-82,432	329,728		329,728	328,480	0	1,248	0	1,248		
		2220100	Routine Maintenance - Other Assets	320,288	0	320,288		320,288	168,061	0	152,227	0	152,227		
		2220200	Purch. of Office Furn. & General Eqpt.	602,220	0	602,220		602,220	424,000	0	178,220	0	178,220		
		3111000	GROSS EXPENDITURE	955,824	-191,165	764,659		764,659	715,260	0	49,399	0	49,399		
			Appropriations in Aid	12,402,160	-197,359	12,204,801		12,204,801	11,189,735	0	1,015,066	0	1,015,066		
			Total Appropriations in Aid	KShs	KShs	KShs		KShs	KShs	KShs	KShs	KShs	KShs	KShs	KShs
			Net Expenditure SubHead 01	12,402,160	-197,359	12,204,801		12,204,801	11,189,735	0	1,015,066	0	1,015,066		
			Net Expenditure Head 000700	12,402,160	-197,359	12,204,801		12,204,801	11,189,735	0	1,015,066	0	1,015,066		
0008			Small Scale and Industrial Services												
	01		Headquarters Small Scale and Industrial Services												
		2110100	Basic Salaries - Permanent Employees	8,276,452	0	8,276,452		8,276,452	8,276,312	0	140	0	140		
		2110300	Personal Allowances paid as part of Salary Communication, Supplies and Services	5,264,800	320,000	5,584,800		5,584,800	5,583,674	0	1,126	0	1,126		
		2210200	Domestic Travel and Subsistence, and Other Transportation Costs	761,778	-76,178	685,600		685,600	452,596	0	233,004	0	233,004		
		2210300	Foreign Travel and Subsistence, and Other Transportation Costs	940,870	-94,087	846,783		846,783	746,775	0	100,008	0	100,008		
		2210400	Printing, Advertising and Information Supplies and Services	793,250	-158,650	634,600		634,600	586,366	0	48,234	0	48,234		
		2210500	Hospitality Supplies and Services	906,500	-90,650	815,850		815,850	438,850	0	377,001	0	377,001		
		2210800	Specialised Materials and Supplies	427,000	-42,700	384,300		384,300	343,100	0	41,200	0	41,200		
		2211000	Office and General Supplies and Services	536,000	0	536,000		536,000	483,050	0	52,950	0	52,950		
		2211100	Fuel Oil and Lubricants	601,700	-60,170	541,530		541,530	538,792	0	2,738	0	2,738		
		2211200	Other Operating Expenses	800,000	0	800,000		800,000	678,231	0	121,769	0	121,769		
		2211300	Routine Maintenance - Vehicles and Other Transport Equipment	640,000	-128,000	512,000		512,000	510,553	0	1,447	0	1,447		
		2220100	Routine Maintenance - Other Assets	316,240	0	316,240		316,240	150,259	0	165,981	0	165,981		
		2220200	Purch. of Office Furn. & General Eqpt.	400,000	0	400,000		400,000	138,600	0	261,400	0	261,400		
		3111000	GROSS EXPENDITURE	710,720	-142,144	568,576		568,576	535,360	0	33,216	0	33,216		
			Appropriations in Aid	21,375,310	-472,579	20,902,731		20,902,731	19,462,518	0	1,440,213	0	1,440,213		

VOTE R160 MINISTRY OF INDUSTRIALIZATION

RECURRENT APPROPRIATION ACCOUNT ON SUMMARY ITEM - FOR THE PERIOD FROM JUL-12 TO JUN-13

HEAD	SUB HEAD	ITEM	TITLE AND DETAILS	Original	Add/Less Supplementary	Approved Estimates	Actual Expenditure	Over	Under
				KShs	KShs	KShs	KShs	KShs	KShs
0008			Small Scale and Industrial Services						
	01		Headquarters Small Scale and Industrial Services						
			Appropriations in Aid						
			Total Appropriations in Aid	21,375,310	-472,579	20,902,731	19,462,518	0	1,440,213
			Net Expenditure SubHead 01	KShs	KShs	KShs	KShs		
			Net Expenditure Head 000800	21,375,310	-472,579	20,902,731	19,462,518	0	1,440,213
0009			Kenya Industrial Training Institute						
	01		Headquarters Kenya Industrial Training Institute						
		2110100	Basic Salaries - Permanent Employees	23,108,819	-1,500,000	21,608,819	23,108,184	-1,499,365	0
		2110300	Personal Allowances paid as part of Salary	11,943,897	2,046,000	13,989,897	13,988,506	0	1,391
		2210100	Utilities, Supplies and Services	20,920,000	0	20,920,000	20,919,783	0	217
		2210200	Communication, Supplies and Services	3,276,630	-327,663	2,948,967	2,947,897	0	1,070
		2210300	Domestic Travel and Subsistence, and Other Transportation Costs	1,570,275	-157,028	1,413,247	1,412,370	0	877
		2210500	Printing, Advertising and Information Supplies and Services	2,733,438	-273,344	2,460,094	2,459,351	0	743
		2210700	Training Expenses (including capacity building)	3,949,940	-789,988	3,159,952	3,156,367	0	3,585
		2210800	Hospitality Supplies and Services	2,164,565	-216,457	1,948,108	1,947,543	0	565
		2211000	Specialised Materials and Supplies	30,951,400	0	30,951,400	30,949,870	0	1,530
		2211100	Office and General Supplies and Services	2,864,838	-286,484	2,578,354	2,577,890	0	465
		2211200	Fuel Oil and Lubricants	4,592,640	0	4,592,640	4,592,390	0	250
		2211300	Other Operating Expenses	3,220,000	-644,000	2,576,000	2,574,898	0	1,102
		2220100	Routine Maintenance - Vehicles and Other Transport Equipment	1,200,000	0	1,200,000	1,199,926	0	74
		2220200	Routine Maintenance - Other Assets	7,450,500	0	7,450,500	7,449,065	0	1,435
		3110300	Refurbishment of Buildings	6,000,000	0	6,000,000	5,999,570	0	430
		3111000	Purch. of Office Furn. & General Eqpt.	3,080,480	-616,096	2,464,384	2,464,040	0	344
		3111100	Purch. of Specialised Plant, Equipment & Mach.	1,440,000	-288,000	1,152,000	1,151,740	0	260
			GROSS EXPENDITURE	130,467,422	-3,053,060	127,414,362	128,899,390	-1,489,365	14,337
			Appropriations in Aid						
		3520300	Receipts from Sales of Inventories, Stocks and Commodities - collected as AIA	-15,000,000	0	-15,000,000	-15,354,195	354,195	0
			Total Appropriations in Aid	-15,000,000	0	-15,000,000	-15,354,195	354,195	0
			Net Expenditure SubHead 01	115,467,422	-3,053,060	112,414,362	113,545,195	-1,145,170	14,337
			Net Expenditure Head 000900	115,467,422	-3,053,060	112,414,362	113,545,195	-1,145,170	14,337
0010			Directorate of Industries						
	01		Headquarters Directorate of Industries						
		2110100	Basic Salaries - Permanent Employees	19,281,718	0	19,281,718	19,281,242	0	476
		2110300	Personal Allowances paid as part of Salary	10,848,966	0	10,848,966	10,848,179	0	787
		2210200	Communication, Supplies and Services	727,920	-72,792	655,128	500,398	0	154,730
		2210300	Domestic Travel and Subsistence, and Other Transportation Costs	1,169,490	-116,949	1,052,541	1,001,902	0	50,639
		2210400	Foreign Travel and Subsistence, and Other Transportation Costs	1,052,150	-210,430	841,720	813,993	0	27,727

VOTE R160 MINISTRY OF INDUSTRIALIZATION

RECURRENT APPROPRIATION ACCOUNT ON SUMMARY ITEM - FOR THE PERIOD FROM JUL-12 TO JUN-13

HEAD	SUB HEAD	ITEM	TITLE AND DETAILS			Original	Add/Less Supplementary	Approved Estimates	Actual Expenditure	Over	Under
			Directorate of Industries								
0010	01		Directorate of Industries								
			Headquarters Directorate of Industries								
		2210500	Printing, Advertising and Information Supplies and Services		1,393,000	-139,300	1,253,700	870,216	0	383,484	
		2210600	Rentals of Produced Assets		576,000	0	576,000	139,200	0	436,800	
		2210700	Training Expenses (including capacity building)		800,000	-160,000	640,000	575,708	0	64,292	
		2210800	Hospitality Supplies and Services		777,350	-77,735	699,615	684,397	0	15,218	
		2211000	Specialised Materials and Supplies		450,000	0	450,000	395,200	0	54,800	
		2211100	Office and General Supplies and Services		816,800	-81,680	735,120	736,186	-1,066	0	
		2211200	Fuel Oil and Lubricants		640,000	0	640,000	298,000	0	342,000	
		2211300	Other Operating Expenses		624,400	-124,880	499,520	492,061	0	7,459	
		2220100	Routine Maintenance - Vehicles and Other Transport Equipmt.		720,000	0	720,000	606,765	0	113,235	
		2220200	Routine Maintenance - Other Assets		670,000	0	670,000	429,000	0	241,000	
		2620100	Membership Fees and Dues, and Subscriptions to Intl. Orgns		5,000,000	0	5,000,000	0	0	5,000,000	
		2710100	Govt. Pension and Retirement Benefits		500,000	0	500,000	499,094	0	906	
		3111000	Purch. of Office Furn. & General Eqpt.		960,040	-192,008	768,032	732,300	0	35,732	
			GROSS EXPENDITURE		47,007,834	-1,175,774	45,832,060	38,903,839	-1,066	6,929,287	
			Total Appropriations in Aid								
			Total Appropriations in Aid								
			Net Expenditure SubHead 01		47,007,834	-1,175,774	45,832,060	38,903,839	-1,066	6,929,287	
02			Numerical Machine Complex Directorate of Industries								
		2630100	Current grants to Govt. Agencies and other levels of Govt.		98,880,000	-9,888,000	88,992,000	88,992,000	0	0	
			GROSS EXPENDITURE		98,880,000	-9,888,000	88,992,000	88,992,000	0	0	
			Total Appropriations in Aid								
			Net Expenditure SubHead 02		98,880,000	-9,888,000	88,992,000	88,992,000	0	0	
03			Kenya Accreditation Service (KENAS) Directorate of Industries								
		2630100	Current grants to Govt. Agencies and other levels of Govt.		109,440,000	-10,944,000	98,496,000	98,495,999	0	1	
			GROSS EXPENDITURE		109,440,000	-10,944,000	98,496,000	98,495,999	0	1	
			Total Appropriations in Aid								
			Net Expenditure SubHead 03		109,440,000	-10,944,000	98,496,000	98,495,999	0	1	
04			Medium and Large Industries Directorate of Industries								
		2210200	Communication, Supplies and Services		641,142	-64,114	577,028	55,000	0	522,028	
		2210300	Domestic Travel and Subsistence, and Other Transportation Costs		1,325,800	-132,580	1,193,220	1,098,165	0	95,055	
		2210400	Foreign Travel and Subsistence, and Other Transportation Costs		1,293,000	-258,600	1,034,400	966,281	0	68,119	
		2210500	Printing, Advertising and Information Supplies and Services		763,000	-76,300	686,700	333,506	0	353,194	
		2210700	Training Expenses (including capacity building)		2,500,000	-500,000	2,000,000	1,990,436	0	9,564	
		2210800	Hospitality Supplies and Services		1,499,750	-149,975	1,349,775	1,318,108	0	31,667	

VOTE R160 MINISTRY OF INDUSTRIALIZATION
RECURRENT APPROPRIATION ACCOUNT ON SUMMARY ITEM - FOR THE PERIOD FROM JUL-12 TO JUN-13

HEAD	SUB HEAD	ITEM	TITLE AND DETAILS	Original	Add/Less Supplementary	Approved Estimates	Actual Expenditure	Over	Under
				KShs	KShs	KShs	KShs	KShs	KShs
0010			Directorate of Industries						
04			Medium and Large Industries Directorate of Industries						
	2211000		Specialised Materials and Supplies	930,000	0	930,000	926,150	0	3,850
	2211100		Office and General Supplies and Services	1,652,000	-165,200	1,486,800	1,451,003	0	35,797
	2211200		Fuel Oil and Lubricants	440,400	0	440,400	416,400	0	24,000
	2211300		Other Operating Expenses	440,000	-88,000	352,000	307,005	0	44,995
	2220100		Routine Maintenance - Vehicles and Other Transport Equipmt.	400,000	0	400,000	197,904	0	202,096
	2220200		Routine Maintenance - Other Assets	500,000	0	500,000	462,900	0	37,100
	3111000		Purch. of Office Furn. & General Eqpt.	1,035,200	-207,040	828,160	807,613	0	20,547
			GROSS EXPENDITURE	13,420,292	-1,641,809	11,778,483	9,938,071	0	1,840,412
			Total Appropriations in Aid						
			Net Expenditure SubHead 04	13,420,292	-1,641,809	11,778,483	9,938,071	0	1,840,412
05			Micro and Small Industries Directorate of Industries						
	2210100		Utilities, Supplies and Services	370,000	0	370,000	237,600	0	132,400
	2210200		Communication, Supplies and Services	892,026	-89,203	802,823	322,036	0	480,787
	2210300		Domestic Travel and Subsistence, and Other Transportation Costs	985,950	-98,595	887,355	879,725	0	7,630
	2210400		Foreign Travel and Subsistence, and Other Transportation Costs	1,059,790	-211,958	847,832	802,612	0	45,220
	2210500		Printing, Advertising and Information Supplies and Services	807,800	-80,780	727,020	279,122	0	447,898
	2210700		Training Expenses (including capacity building)	960,000	-192,000	768,000	692,714	0	75,286
	2210800		Hospitality Supplies and Services	588,000	-58,800	529,200	384,900	0	144,300
	2211000		Specialised Materials and Supplies	695,500	0	695,500	682,240	0	13,260
	2211100		Office and General Supplies and Services	765,747	-76,575	689,172	683,020	0	6,152
	2211200		Fuel Oil and Lubricants	572,000	0	572,000	510,822	0	61,178
	2211300		Other Operating Expenses	440,000	-88,000	352,000	351,557	0	443
	2220100		Routine Maintenance - Vehicles and Other Transport Equipmt.	317,200	0	317,200	0	0	317,200
	2220200		Routine Maintenance - Other Assets	712,600	0	712,600	484,709	0	227,891
	3111000		Purch. of Office Furn. & General Eqpt.	733,280	-146,656	586,624	585,228	0	1,396
			GROSS EXPENDITURE	9,899,893	-1,042,567	8,857,326	6,896,286	0	1,961,040
			Total Appropriations in Aid						
			Net Expenditure SubHead 05	9,899,893	-1,042,567	8,857,326	6,896,286	0	1,961,040
06			Industrial Information and Research Policy Directorate of Industries						
	2210200		Communication, Supplies and Services	802,170	-80,217	721,953	253,150	0	468,803
	2210300		Domestic Travel and Subsistence, and Other Transportation Costs	946,050	-94,605	851,445	803,822	0	47,623
	2210400		Foreign Travel and Subsistence, and Other Transportation Costs	820,625	-164,125	656,500	653,226	0	3,274
	2210500		Printing, Advertising and Information Supplies and Services	784,000	-78,400	705,600	171,007	0	534,593
	2210800		Hospitality Supplies and Services	308,700	-30,870	277,830	180,000	0	97,830
	2211000		Specialised Materials and Supplies	646,900	0	646,900	621,880	0	25,020

VOTE R160 MINISTRY OF INDUSTRIALIZATION
RECURRENT APPROPRIATION ACCOUNT ON SUMMARY ITEM - FOR THE PERIOD FROM JUL-12 TO JUN-13

HEAD	SUB HEAD	ITEM	TITLE AND DETAILS					Actual Expenditure	Over	Under
			Original	Add/Less Supplementary	Approved Estimates	KShs	KShs			
0010	06		Directorate of Industries							
			Industrial Information and Research Policy							
			Directorate of Industries							
		2211100	441,000	-44,100	396,900	381,800	0	15,100		
		2211200	480,000	0	480,000	222,138	0	257,862		
		2211300	400,000	-80,000	320,000	255,080	0	64,920		
		2220100	289,680	0	289,680	85,205	0	204,475		
		2220200	295,000	0	295,000	143,474	0	151,526		
		3111000	984,000	-192,800	771,200	739,302	0	31,898		
			7,178,125	-765,117	6,413,008	4,510,085	0	1,902,923		
			GROSS EXPENDITURE							
			Total Appropriations in Aid							
			Net Expenditure SubHead 06							
			7,178,125	-765,117	6,413,008	4,510,085	0	1,902,923		
			The Standards Tribunal Directorate of Industries							
		2630100	26,880,000	-2,688,000	24,192,000	6,563,239	0	17,628,761		
			GROSS EXPENDITURE							
			Total Appropriations in Aid							
			Net Expenditure SubHead 07							
			26,880,000	-2,688,000	24,192,000	6,563,239	0	17,628,761		
			Industrial Registration Division							
			26,880,000	-2,688,000	24,192,000	6,563,239	0	17,628,761		
			Total Appropriations in Aid							
			Net Expenditure SubHead 07							
			26,880,000	-2,688,000	24,192,000	6,563,239	0	17,628,761		
			Net Expenditure Head 001000							
			312,706,144	-28,145,267	284,560,877	254,299,518	-1,066	30,262,424		
0011	01		Headquarters Industrial Registration Division							
			Headquarters Industrial Registration Division							
		2110100	8,573,812	0	8,573,812	8,573,776	0	36		
		2110300	7,772,529	2,010,000	9,782,529	9,781,151	0	1,378		
		2210200	1,191,600	-119,160	1,072,440	724,030	0	348,410		
		2210300	1,044,313	-104,432	939,881	941,565	-1,684	0		
		2210400	786,500	-157,300	629,200	567,823	0	61,377		
		2210500	826,000	-82,600	743,400	400,840	0	342,560		
		2210800	532,000	-53,200	478,800	372,074	0	106,726		
		2211000	900,000	0	900,000	863,900	0	36,100		
		2211100	1,110,000	-111,000	999,000	997,015	0	1,985		
		2211200	920,000	0	920,000	25,000	0	895,000		
		2211300	750,000	-150,000	600,000	317,000	0	283,000		
		2220100	160,000	0	160,000	122,259	0	37,741		
		2220200	350,400	0	350,400	166,061	0	184,339		
		3111000	735,200	-147,040	588,160	583,730	0	4,430		
			25,652,354	1,085,268	26,737,622	24,436,224	-1,684	2,303,082		
			GROSS EXPENDITURE							
			Total Appropriations in Aid							
			Net Expenditure SubHead 01							
			25,652,354	1,085,268	26,737,622	24,436,224	-1,684	2,303,082		

VOTE R160 MINISTRY OF INDUSTRIALIZATION

RECURRENT APPROPRIATION ACCOUNT ON SUMMARY ITEM - FOR THE PERIOD FROM JUL-12 TO JUN-13

HEAD	SUB HEAD	ITEM	TITLE AND DETAILS					Original	Add/Less Supplementary	Approved Estimates	Actual Expenditure	Over	Under
0011			Industrial Registration Division										
0012			Kenya Industrial Estates					25,652,354	1,085,268	26,737,622	24,436,224	-1,684	2,303,082
	01		Headquarters Kenya Industrial Estates										
		2630100	Current grants to Govt. Agencies and other levels of Govt.					67,680,000	43,232,000	110,912,000	110,911,999	0	1
		2710100	Govt. Pension and Retirement Benefits					50,000,000	-50,000,000	0	0	0	0
			GROSS EXPENDITURE					117,680,000	-6,768,000	110,912,000	110,911,999	0	1
			Appropriations in Aid										
			Total Appropriations in Aid										
			Net Expenditure SubHead 01					117,680,000	-6,768,000	110,912,000	110,911,999	0	1
			Net Expenditure Head 001200					117,680,000	-6,768,000	110,912,000	110,911,999	0	1
0013			Weights and Measures - Headquarters Administrative Services										
0014			Net Expenditure Head 001300										
			Weights and Measures - Field Services										
0015			Net Expenditure Head 001400										
			Small Scale Industries - Field Services										
	01		Headquarters Small Scale Industries - Field Services										
		2110100	Basic Salaries - Permanent Employees					20,030,472	-1,000,000	19,030,472	20,030,088	-999,616	0
		2110300	Personal Allowances paid as part of Salary					14,953,453	2,800,000	17,753,453	17,752,908	0	545
		2210100	Utilities, Supplies and Services					4,400,000	0	4,400,000	4,398,682	0	1,318
		2210200	Communication, Supplies and Services					5,101,560	-510,156	4,591,404	4,588,155	0	3,249
		2210300	Domestic Travel and Subsistence, and Other Transportation Costs					10,349,579	-1,034,957	9,314,622	9,309,432	0	5,190
		2210500	Printing, Advertising and Information Supplies and Services					2,450,000	-245,000	2,205,000	2,203,462	0	1,538
		2210600	Rentals of Produced Assets					10,350,000	0	10,350,000	10,349,922	0	78
		2210700	Training Expenses (including capacity building)					8,096,000	-1,619,200	6,476,800	6,476,518	0	282
		2210800	Hospitality Supplies and Services					6,489,438	-648,944	5,840,494	5,837,151	0	3,343
		2211000	Specialised Materials and Supplies					4,358,500	0	4,358,500	4,354,988	0	3,512
		2211100	Office and General Supplies and Services					8,053,250	-805,325	7,247,925	7,243,716	0	4,209
		2211200	Fuel Oil and Lubricants					8,000,000	0	8,000,000	7,998,376	0	1,624
		2211300	Other Operating Expenses					10,444,000	-2,068,800	8,355,200	8,351,592	0	3,608
		2220100	Routine Maintenance - Vehicles and Other Transport Equipmt.					7,145,600	0	7,145,600	7,144,964	0	636
		2220200	Routine Maintenance - Other Assets					5,336,950	0	5,336,950	5,332,903	0	4,047
		3111000	Purch. of Office Furn. & General Eqpt.					6,880,974	-1,376,195	5,504,779	5,502,214	0	2,565
			GROSS EXPENDITURE					132,439,776	-6,528,577	125,911,199	126,875,069	-999,616	35,746
			Appropriations in Aid										
			Total Appropriations in Aid										
			Net Expenditure SubHead 01					132,439,776	-6,528,577	125,911,199	126,875,069	-999,616	35,746
			Net Expenditure Head 01					132,439,776	-6,528,577	125,911,199	126,875,069	-999,616	35,746

VOTE R160 MINISTRY OF INDUSTRIALIZATION

RECURRENT APPROPRIATION ACCOUNT ON SUMMARY ITEM - FOR THE PERIOD FROM JUL-12 TO JUN-13

HEAD	SUB HEAD	ITEM	TITLE AND DETAILS					Original KShs	Add/Less Supplementary KShs	Approved Estimates KShs	Actual Expenditure KShs	Over	Under
0015			Small Scale Industries - Field Services										
0016			Net Expenditure Head 001500					132,439,776	-6,528,577	125,911,199	126,875,069	-999,616	
			Export Processing Zones Authority										
0017			Net Expenditure Head 001600										0
			Kenya Bureau of Standards										0
	01		Headquarters Kenya Bureau of Standards										
		2630100	Current grants to Govt. Agencies and other levels of Govt.					86,400,000	-8,640,000	77,760,000	77,760,000	0	0
			GROSS EXPENDITURE					86,400,000	-8,640,000	77,760,000	77,760,000	0	0
			Total Appropriations in Aid										
			Appropriations in Aid										
			Net Expenditure SubHead 01					86,400,000	-8,640,000	77,760,000	77,760,000	0	0
0801			Net Expenditure Head 001700					86,400,000	-8,640,000	77,760,000	77,760,000	0	0
0803			Net Expenditure Head 080100										
0804			Net Expenditure Head 080300										0
0815			Net Expenditure Head 080400										0
			Net Expenditure Head 081500										
			Total Net Expenditure vote R160					1,979,287,919	-44,199,744	1,899,088,175	1,787,841,013	-2,305,906	113,553,068
			Ministry of Industrialization										

VOTE R160 MINISTRY OF INDUSTRIALIZATION

RECURRENT APPROPRIATION ACCOUNT SUMMARY- FOR THE PERIOD FROM JUL-12 TO JUN-13

ADMINISTRATIVE		Approved Estimates	Actual Expenditure
GROSS EXPENDITURE		KShs	KShs
160000100	Headquarters and Administrative Services	528,293,527.75	451,021,549.55
160000200	Kenya Industrial Research Development Institute (KIRDI)	561,600,000.00	561,600,000.00
160000300	Industrial Property Tribunal	28,610,541.00	23,861,252.00
160000400	Kenya Industrial Property Institute	136,800,000.00	136,800,000.00
160000500	Agro-Industries Sector	15,738,384.00	14,744,742.50
160000600	Chemical and Mineral Division	11,142,130.00	10,383,210.80
160000700	Engineering and Construction Industries	12,204,801.00	11,189,735.40
160000800	Small Scale and Industrial Services	20,902,731.00	19,462,518.05
160000900	Kenya Industrial Training Institute	127,414,362.00	128,899,389.75
160001000	Directorate of Industries	284,560,877.00	254,299,518.40
160001100	Industrial Registration Division	26,737,622.00	24,436,223.60
160001200	Kenya Industrial Estates	110,912,000.00	110,911,999.00
160001500	Small Scale Industries - Field Services	125,911,199.00	126,875,068.80
160001700	Kenya Bureau of Standards	77,760,000.00	77,760,000.00
Gross Total Expenditure		2,068,588,175	1,952,245,207.85
			Surplus of Gross Estimates Over Expenditure Kshs
			116,342,966.90
Appropriation in Aid		Approved Estimates	Applied Receipts
		(169,500,000.00)	(164,404,195.00)
NET TOTAL VOTE R160 Ministry of Industrialization		1,899,088,174.75	1,787,841,012.85
			Surplus/Deficiency in Appropriation in Aid Kshs
			(5,095,805.00)
			Net Surplus to be surrendered to Exchequer Kshs
			111,247,161.90

VOTE R160 MINISTRY OF INDUSTRIALIZATION

RECURRENT APPROPRIATION ACCOUNT SUMMARY- FOR THE PERIOD FROM JUL-12 TO JUN-13

DETAILS OF APPROPRIATION IN AID

ADMINISTRATIVE		Approved Estimates	Actual Receipts
		KShs	KShs
160000200	Kenya Industrial Research Development Institute (KIRDI)	(20,000,000.00)	(20,000,000.00)
160000400	Kenya Industrial Property Institute	(134,500,000.00)	(129,050,000.00)
160000900	Kenya Industrial Training Institute	(15,000,000.00)	(15,354,195.00)
	Total Appropriations in Aid	KShs (169,500,000.00)	(164,404,195.00)
	Applied Appropriation in Aid	KShs	(169,500,000.00)
	Excess Appropriation in Aid	KShs	0.00
			0.00

Payable seperately to the Exchequer Kshs

MINISTRY OF INDUSTRIALIZATION

R 160 APPROPRIATION ACCOUNT FOR THE YEAR ENDED 30TH JUNE, 2013

Reasons for material differences between approved Estimates and Actual Expenditure

HEAD 0001: Headquarter and Administrative Services

Sub head 01

Item 2210800 – Hospitality Supplies and Services

The under Expenditure of Kshs. 58,511,688 was as a result of a late increase in the supplementary Estimates and Delay in submission of invoices for services rendered

Sub head 01

Item 2211300 – Other Operating Expenses

The under Expenditure of Kshs. 5,216,172 was as a result of delay in paying legal dues for services rendered.

Sub head 01

Item 3110300 – Refurbishment of Non-Residential Buildings

The under Expenditure of Kshs. 1,275,500 was as a result of delay in submission of invoices for services rendered.

Sub head 03

Item 3111100 – Refurbishment of Buildings

The under expenditure of Kshs. 1,018,000 was as a result of delay in procurement process.

Head 0003: Industrial Property Tribunal

Sub head 01: Headquarters Industrial Property Tribunal

Sub head 01

Item 2211000 – Specialized Materials and Supplies

The under expenditure of Kshs. 1,000,000 was as a result of lack of delay in supply of goods under this service

Head 0009: Kenya Industrial Training Institute

Sub head 01 – Headquarters Kenya Industrial Training Institute

Sub head 01

Item 2110100 – Basic Salaries – Civil Service

The over expenditure of Kshs. 1,499,365 was as a result of receiving the supplementary Estimates late after the expenditure had been incurred

Head 0010: Directorate of Industries

Sub head 01 – Headquarters Directorate of Industries

Sub head 01

Item 2620100 –Africa Capacity Building Foundation (ACBF)

The under expenditure of Kshs 5,000,000 was as a result of under capacity in the unit which contributed to non appropriation of the amount

Sub head 07 – The standards Tribunal Directorate of Industries

Sub head 07

Item 2630100 – Current Grants to Semi-Autonomous Government Agencies

The under expenditure of Kshs. 17,603,761

Head 0015: Small Scale Industries – Field Service

Sub head 01 – Headquarters Small Scale Industries – Field Services

Sub head 01


Item 2110100 – Basic Salaries – Civil Service

The over expenditure of Kshs. 999,616 was a result of receiving supplementary estimates late after the expenditure had been incurred

(d) STATEMENT OF PENDING BILLS AS AT 30TH JUNE, 2013

The Ministry had no pending bills at the end of the financial year 2012/2013 period.


DATE: 30/6/2013



THOMAS G. NJOGU
PRINCIPAL ACCOUNTANT

(ii) STATEMENTS OF ASSETS AND LIABILITIES AS AT 30TH JUNE 2013

(a) Recurrent Statement of assets and Liabilities

MINISTRY OF INDUSTRIALIZATION			STATEMENT OF ASSETS AND LIABILITIES AS AT 30TH JUNE 2013	
RECURRENT 60	ACCOUNT	2011/2012 AND PRIOR YEARS	CURRENT YEAR 2012/2013	TOTALS
ASSETS				
PARTICULARS				
Ministry H/Q Recurrent Bank A/C		4,372,157,447.40		4,372,157,447.40
PMG		64,049,980.84	84,871.00	64,134,851.84
G.A.V		(13,787,304.99)		(13,787,304.99)
Exchequer		642,494.60	149,088,174.75	149,730,669.35
Advances		540,896.30	237,442.90	778,339.20
Temporary Imprest		3,489,923.80	151,276.00	3,641,199.80
Provincial/District		278,375,903.75	(169,742.00)	278,206,161.75
Standing Imprest		243,055.00		243,055.00
General Suspence		1,608,939.15		1,608,939.15
TOTALS		4,707,321,335.85	149,392,022.65	4,856,713,358.50
LIABILITIES				
PARTICULARS				
Exchequer		133,022,562.10		133,022,562.10
District Recurrent A/C		147,140,340.90		147,140,340.90
G.A.V		48,370,641.95	149,392,022.65	197,762,664.60
R/D Cheques		3,873,514.80		3,873,514.80
Excess A.I.A		1,452,543.90		1,452,543.90
Insurances/Welfares/Saccos & Others		631,762.75		631,762.75
Inter Bank Transfers		30,027.45		30,027.45
Vote Control Account		4,372,799,942.00		4,372,799,942.00
TOTALS		4,707,321,335.85	149,392,022.65	4,856,713,358.50
DATE: 30/6/2012				
		SIGN		
				
		THOMAS G NJOGU		
		PRINCIPAL ACCOUNTANT		

VOTE D160 MINISTRY OF INDUSTRIALIZATION									
DEVELOPMENT APPROPRIATION ACCOUNT ON SUMMARY ITEM - FOR THE PERIOD FROM JUL-12 TO JUN-13									
HEAD	SUB HEAD	ITEM	TITLE AND DETAILS	Original	Add/Less Supplementary	Approved Estimates	Actual Expenditure	Over	Under
				KShs	KShs	KShs	KShs	KShs	KShs
0000			Ministry of Industrialization						
0001			Net Expenditure Head 000000	KShs					
			Headquarters and Administrative Services						
01			Headquarters and Administrative Services						
	3110300		Refurbishment of Buildings	10,000,000	-5,000,000	5,000,000	0	0	5,000,000
	4120100		Equity Participation in Domestic Public Non Financial Instns.	1,000,000,000	-967,000,000	33,000,000	25,429,440	0	7,570,560
			GROSS EXPENDITURE	1,010,000,000	-972,000,000	38,000,000	25,429,440	0	12,570,560
			Appropriations in Aid						
			Total Appropriations in Aid	KShs					
			Net Expenditure SubHead 01	KShs					
06			Anti-Counterfeit Agency Headquarters and Administrative Services	1,010,000,000	-972,000,000	38,000,000	25,429,440	0	12,570,560
	2630200		Capital grants to Govt. Agencies and other levels of Govt.	40,000,000	6,000,000	46,000,000	45,999,999	0	1
			GROSS EXPENDITURE	40,000,000	6,000,000	46,000,000	45,999,999	0	1
			Appropriations in Aid						
			Total Appropriations in Aid	KShs					
			Net Expenditure SubHead 06	KShs					
98			Devoled Functions Headquarters and Administrative Services	40,000,000	6,000,000	46,000,000	45,999,999	0	1
	2220200		Routine Maintenance - Other Assets	250,000,000	-50,000,000	200,000,000	202,565,284	-2,565,284	0
			GROSS EXPENDITURE	250,000,000	-50,000,000	200,000,000	202,565,284	-2,565,284	0
			Appropriations in Aid						
			Total Appropriations in Aid	KShs					
			Net Expenditure SubHead 98	KShs					
0002			Kenya Industrial Research Development Institute (KIRDI)	250,000,000	-50,000,000	200,000,000	202,565,284	-2,565,284	0
			Net Expenditure SubHead 99	KShs					
			Net Expenditure Head 000100	KShs	-1,016,000,000	284,000,000	273,994,723	-2,565,284	12,570,561
01			Headquarters Kenya Industrial Research Development Institute (KIRDI)	1,300,000,000	-1,016,000,000	284,000,000	273,994,723	-2,565,284	12,570,561
	2630200		Capital grants to Govt. Agencies and other levels of Govt.	640,000,000	6,000,000	646,000,000	645,999,999	0	1
			GROSS EXPENDITURE	640,000,000	6,000,000	646,000,000	645,999,999	0	1
			Appropriations in Aid						
			Total Appropriations in Aid	KShs					
			Net Expenditure SubHead 01	KShs	6,000,000	646,000,000	645,999,999	0	1
			Net Expenditure Head 000200	KShs	6,000,000	646,000,000	645,999,999	0	1
0003			Industrial Property Tribunal						
			Net Expenditure Head 000300	KShs				0	0
0004			Kenya Industrial Property Institute						
			Headquarters Kenya Industrial Property Institute						

VOTE D160 MINISTRY OF INDUSTRIALIZATION									
DEVELOPMENT APPROPRIATION ACCOUNT ON SUMMARY ITEM - FOR THE PERIOD FROM JUL-12 TO JUN-13									
HEAD	SUB HEAD	ITEM	TITLE AND DETAILS	Original	Add/Less Supplementary	Approved Estimates	Actual Expenditure	Over	Under
				KShs	KShs	KShs	KShs	KShs	KShs
0004			Kenya Industrial Property Institute						
	01		Headquarters Kenya Industrial Property Institute						
		2630200	Capital grants to Govt. Agencies and other levels of Govt.	40,000,000	-4,000,000	36,000,000	35,999,999	0	1
			GROSS EXPENDITURE	40,000,000	-4,000,000	36,000,000	35,999,999	0	1
			Appropriations in Aid						
			Total Appropriations in Aid						
			Net Expenditure SubHead 01	40,000,000	-4,000,000	36,000,000	35,999,999	0	1
			Net Expenditure Head 000400	40,000,000	-4,000,000	36,000,000	35,999,999	0	1
0008			Small Scale and Industrial Services						
			Net Expenditure Head 000800						
0009			Kenya Industrial Training Institute						
	01		Headquarters Kenya Industrial Training Institute						
		3110300	Refurbishment of Buildings	6,999,995	-2,099,999	4,899,996	3,447,133	0	1,452,863
		3110500	Construction and Civil Works	28,000,000	0	28,000,000	15,249,964	0	12,750,036
		3110600	Overhaul & Refurbishment of Construction and Civil Works	5,000,000	0	5,000,000	1,250,000	0	3,750,000
		3111100	Purch. of Specialised Plant, Equipment & Mach.	20,000,000	0	20,000,000	15,179,900	0	4,820,100
		3111500	Rehabilitation of Civil Works	13,000,000	0	13,000,000	6,500,000	0	6,500,000
			GROSS EXPENDITURE	72,999,995	-2,099,999	70,899,996	41,626,997	0	29,272,999
			Appropriations in Aid						
			Total Appropriations in Aid						
			Net Expenditure SubHead 01	72,999,995	-2,099,999	70,899,996	41,626,997	0	29,272,999
			Net Expenditure Head 000900	72,999,995	-2,099,999	70,899,996	41,626,997	0	29,272,999
0010			Directorate of Industries						
	01		Headquarters Directorate of Industries						
		2210200	Communication, Supplies and Services	19,500,000	5,000,000	24,500,000	2,771,843	0	21,728,157
		2210300	Domestic Travel and Subsistence, and Other Transportation Costs	11,000,000	0	11,000,000	3,283,601	0	7,716,399
		2210400	Foreign Travel and Subsistence, and Other Transportation Costs	7,155,965	0	7,155,965	1,808,600	0	5,347,365
		2210500	Printing, Advertising and Information Supplies and Services	7,500,000	0	7,500,000	1,052,500	0	6,447,500
		2210800	Hospitality Supplies and Services	12,489,000	0	12,489,000	2,884,000	0	9,605,000
		3111000	Purch. of Office Furn. & General Eqpt.	7,500,000	-750,000	6,750,000	0	0	6,750,000
		3111400	Research, Feasibility Studies, Project Preparation and Design, Project Supervision	50,500,000	-13,550,000	36,950,000	1,083,778	0	35,866,222
			GROSS EXPENDITURE	115,644,965	-9,300,000	106,344,965	12,884,322	0	93,460,643
			Appropriations in Aid						
			Grants from Foreign Govts. - Direct Payments treated as AIA	-54,989,000	-5,000,000	-59,989,000	-4,313,444	0	-55,675,556
			Total Appropriations in Aid	-54,989,000	-5,000,000	-59,989,000	-4,313,444	0	-55,675,556
			Net Expenditure SubHead 01	60,655,965	-4,300,000	46,355,965	8,570,878	0	37,785,087

VOTE D160 MINISTRY OF INDUSTRIALIZATION									
DEVELOPMENT APPROPRIATION ACCOUNT ON SUMMARY ITEM - FOR THE PERIOD FROM JUL-12 TO JUN-13									
HEAD	SUB HEAD	ITEM	TITLE AND DETAILS	Original	Add/Less Supplementary	Approved Estimates	Actual Expenditure	Over	Under
				KShs	KShs	KShs	KShs	KShs	KShs
0010			Directorate of Industries						
	02		Numerical Machine Complex Directorate of Industries						
		2630200	Capital grants to Govt. Agencies and other levels of Govt.	320,000,000	68,000,000	388,000,000	387,999,999	0	1
			GROSS EXPENDITURE	320,000,000	68,000,000	388,000,000	387,999,999	0	1
			Total Appropriations in Aid						
			Net Expenditure SubHead 02	320,000,000	68,000,000	388,000,000	387,999,999	0	1
	04		Medium and Large Industries Directorate of Industries						
		2210200	Communication, Supplies and Services	2,517,000	1,983,000	4,500,000	1,226,006	0	3,273,994
		2210300	Domestic Travel and Subsistence, and Other Transportation Costs	1,517,000	1,983,000	3,500,000	845,872	0	2,654,128
		3111500	Rehabilitation of Civil Works	10,000,000	0	10,000,000	1,952,280	0	8,047,720
			GROSS EXPENDITURE	14,034,000	3,966,000	18,000,000	4,024,158	0	13,975,842
			Appropriations in Aid						
		1310200	Grants from Foreign Govts. - Direct Payments treated as AIA	-3,034,000	-3,966,000	-7,000,000	-2,071,878	0	-4,928,122
			Total Appropriations in Aid	-3,034,000	-3,966,000	-7,000,000	-2,071,878	0	-4,928,122
			Net Expenditure SubHead 04	11,000,000	7,932,000	11,000,000	1,952,280	0	9,047,720
	05		Micro and Small Industries Directorate of Industries						
		2210200	Communication, Supplies and Services	5,000,000	1,000,000	6,000,000	421,000	0	5,579,000
		2210300	Domestic Travel and Subsistence, and Other Transportation Costs	2,000,000	1,000,000	3,000,000	842,000	0	2,158,000
		2210400	Foreign Travel and Subsistence, and Other Transportation Costs	5,000,000	1,000,000	6,000,000	2,105,000	0	3,895,000
		2210500	Printing, Advertising and Information Supplies and Services	1,000,000	0	1,000,000	421,000	0	579,000
		2210700	Training Expenses (including capacity building)	1,000,000	1,000,000	2,000,000	421,000	0	1,579,000
		2210800	Hospitality Supplies and Services	500,000	0	500,000	210,500	0	289,500
		2211000	Specialised Materials and Supplies	500,000	0	500,000	500,000	0	0
		2211100	Office and General Supplies and Services	500,000	1,000,000	1,500,000	1,311,496	0	188,504
		2211200	Fuel Oil and Lubricants	1,000,000	2,844,035	3,844,035	1,921,000	0	1,923,035
		2211300	Other Operating Expenses	101,000,000	210,000,000	311,000,000	421,000	0	310,579,000
			GROSS EXPENDITURE	117,500,000	217,844,035	335,344,035	8,573,996	0	326,770,039
			Appropriations in Aid						
		1310200	Grants from Foreign Govts. - Direct Payments treated as AIA	0	-85,000,000	-85,000,000	0	0	-85,000,000
			Total Appropriations in Aid	0	-85,000,000	-85,000,000	0	0	-85,000,000
			Net Expenditure SubHead 05	117,500,000	302,844,035	250,344,035	8,573,996	0	241,770,039
			Net Expenditure Head 001000	509,155,965	374,476,035	695,700,000	407,097,153	0	288,602,847
0011			Industrial Registration Division						
0012			Net Expenditure Head 001100						
			Kenya Industrial Estates						

VOTE D160 MINISTRY OF INDUSTRIALIZATION

DEVELOPMENT APPROPRIATION ACCOUNT ON SUMMARY ITEM - FOR THE PERIOD FROM JUL-12 TO JUN-13

HEAD	SUB HEAD	ITEM	TITLE AND DETAILS	Original	Add/Less Supplementary	Approved Estimates	Actual Expenditure	Over	Under
				KShs	KShs	KShs	KShs	KShs	KShs
0012			Kenya Industrial Estates						
	01		Headquarters Kenya Industrial Estates						
		2630200	Capital grants to Govt. Agencies and other levels of Govt.	480,000,000	-8,000,000	472,000,000	472,000,000	0	0
		4110300	Domestic Loans to Financial Institutions	250,000,000	0	250,000,000	250,000,000	0	0
			GROSS EXPENDITURE	730,000,000	-8,000,000	722,000,000	722,000,000	0	0
			Appropriations in Aid						
			Total Appropriations in Aid						
			Net Expenditure SubHead 01	730,000,000	-8,000,000	722,000,000	722,000,000	0	0
			Net Expenditure Head 001200	730,000,000	-8,000,000	722,000,000	722,000,000	0	0
0013			Weights and Measures - Headquarters Administrative Services						
			Net Expenditure Head 001300						0
0015			Small Scale Industries - Field Services						
			Net Expenditure Head 001500						
0016			Export Processing Zones Authority						
			Net Expenditure Head 001600						0
0803									
			Net Expenditure Head 080300						
0812									
			Net Expenditure Head 081200						
1004			Standards and Labeling Programme						
			Net Expenditure Head 100400						
			Total Net Expenditure vote D160 Ministry of Industrialization	3,292,155,960	-649,623,964	2,454,599,996	2,126,718,871	-2,565,284	330,446,409

VOTE D160 MINISTRY OF INDUSTRIALIZATION

DEVELOPMENT APPROPRIATION ACCOUNT SUMMARY- FOR THE PERIOD FROM JUL-12 TO JUN-13

ADMINISTRATIVE		Approved Estimates	Actual Expenditure
GROSS EXPENDITURE		KShs	KShs
160000100	Headquarters and Administrative Services	284,000,000.00	273,994,723.10
160000200	Kenya Industrial Research Development Institute (KIRDI)	646,000,000.00	645,999,999.00
160000400	Kenya Industrial Property Institute	36,000,000.00	35,999,999.00
160000900	Kenya Industrial Training Institute	70,899,996.00	41,626,997.00
160001000	Directorate of Industries	847,689,000.00	413,482,474.85
160001200	Kenya Industrial Estates	722,000,000.00	722,000,000.00
Gross Total Expenditure		2,606,588,996	2,133,104,192.95
		473,484,803.05	
Appropriation in Aid		Approved Estimates	Applied Receipts
		(151,989,000.00)	(6,385,321.85)
NET TOTAL VOTE D160 Ministry of Industrialization		2,454,599,996.00	2,126,718,871.10
		Surplus/Deficiency in Appropriation in Aid Kshs (145,603,678.15)	
		Net Surplus to be surrendered to Exchequer Kshs 327,881,124.90	

VOTE D160 MINISTRY OF INDUSTRIALIZATION

DEVELOPMENT APPROPRIATION ACCOUNT SUMMARY- FOR THE PERIOD FROM JUL-12 TO JUN-13

DETAILS OF APPROPRIATION IN AID

	ADMINISTRATIVE	Approved Estimates		Actual Receipts	
		KShs	KShs	KShs	KShs
160001000	Directorate of Industries	(151,989,000.00)	(6,385,321.85)		
	Total Appropriations in Aid	KShs (151,989,000.00)	(6,385,321.85)		
	Applied Appropriation in Aid	KShs	(151,989,000.00)		
	Excess Appropriation in Aid	KShs			
					Payable seperately to the Exchequer Kshs
				0.00	0.00

MINISTRY OF INDUSTRIALIZATION

D.160 APPROPRIATION ACCOUNT FOR THE YEAR ENDED 30TH JUNE 2013

Reasons for material differences between Approved Estimates and Actual Expenditure

Head 0001 Headquarters and Administrative services

Subhead 01

Item 3110300 – Refurbishment of Residential Buildings

The under expenditure of Kshs 5,000,0000.

The under expenditure was as a result of delay in awarding a contract to partition 2nd floor of Teleposta Towers

Sub head 01

Item 4120100 – Equity Participation in Domestic Public Non Financial Institutions

The under expenditure of Kshs. 7,570,560

The under expenditure was a result of non-appropriation of funds in the Pan African Paper Mills project which was under a statutory manager.

Sub head 98 – Devolved Functions Headquarter and Administrative services

Item 2220200 – Routine Maintenance – Other Assets

The over expenditure of Kshs. 2,565,284 was as a result reduction which was approved late in the financial year 20112/2013.

Head 0009 – Kenya Industrial Training Institute

Subhead 01

Item 3110300 - Refurbishment of buildings

The under expenditure of Kshs. 1,452,863 was as a result of non-submission of invoices from the contracted suppliers.

Subhead 01

- Item 3110500 – Construction and Civil Works

The under expenditure of Kshs. 12,750,036 was as a result of non-submission of contract document from the contractor of this service.

Subhead 01

Item 3110602 – Overhaul and Refurbishment of Construction and Civil Works

The under expenditure of Kshs. 3,750,000 was as a result of delay in the procurement of this service.

Sub head 07

Item 3111100 – Purchase of Specialized Plant, Equipment and Machinery

The under expenditure of Kshs. 4,820,100 was as a result of delay in the procurement process due to lack of local goods.

Sub head 01

Item 3111500 – Rehabilitation of Civil Works

The under expenditure of KShs. 6,500,000 was as a result of delay in the procurement of this services.

Head 0010 Directorate of Industries

Sub head 01 Headquarter Directorate of Industries

Item 2210200 Communication, Supplies and Services

The under expenditure of Kshs. 21,728,157 was as a result of non-submission of expenditure documents from the Donor.

Sub head 01

Item 2210300 – Domestic Travel and Subsistence and Other Transportation Costs

The under expenditure of Kshs. 7,716,399 was as a result of non-submission of expenditure documents from the Donor.

Sub head 01

Item 2210400 –Foreign Travel and Subsistence and Other Transportation Costs)

The under expenditure of Kshs. 5,347,365 was as a result of non-submission of expenditure documents from the Donor.

Sub head 01

Item 2210500 – Printing Advertising and Information Supplies and Services

The under expenditure of Kshs. 6,447,500 was as a result of non-submission of expenditure documents from the Donor.

Sub head 01

Item 2210800 – Hospitality Supplies and Services

The under expenditure of Kshs. 9,605,000 was as a result of non-submission of expenditure documents from the Donor.

Sub head 01

Item 3111000 – Purchase of Office Furniture and General Equipment

The under expenditure of Kshs. 6,750,000 was as a result of non-submission of expenditure documents from the Donor.

Sub head 01

Item 3111000 – Research Feasibility Studies, Project Preparation and Design, Project Supervision

The under expenditure of Kshs. 35,866,222 was as a result of non-submission of expenditure documents from the Donor.

Sub head 01

Item 1310200– Grants from Foreign – Direct Payments Treated as AIA

The Under Collection of AIA of Kshs. -55,675,556 was as a result of non-submission of information on Direct Payments treated as AIA from the Donor.

Sub head 04 Medium and Large Industries Directorate of Industries

Sub head 04

Item 2210200 – Communication, Supplies and Services

The under expenditure of Kshs. 3,273,994 was as a result of non-submission of expenditure documents from the Donor.

Sub head 04

Item 2210300 – Domestic Travel and Subsistence and Other Transportation Costs

The under expenditure of Kshs. 2,654,128 was as a result of non-submission of expenditure documents from the Donor.

Subhead 04

Item 3110500 – Printing Advertising and Information Supplies and Services

The under expenditure of Kshs 8,047,720 was as a result of non-submission of expenditure documents from the Donor.

Sub head 04

Item 1310200 – Grants from Foreign – Direct Payments Treated as AIA
The Under Collection of AIA of Kshs. -4,928,122 was as a result of non-submission of information on Direct Payments treated as AIA from the Donor.

Sub head 05 Micro and Small industries Directorate of Industries

Sub head 05

Item 2210200 Communication, Supplies and Services
The under expenditure of Kshs. 5,579,000 was as a result of non-submission of expenditure documents from the Donor.

Sub head 05

Item 2210300 – Domestic Travel and Subsistence and Other Transportation Costs
The under expenditure of Kshs. 2,158,000 was as a result of non-submission of expenditure documents from the Donor.

Sub head 05

Item 2210400 – Foreign Travel and Subsistence and Other Transportation Costs
The under expenditure of Kshs. 3,895,000 was as a result of non-submission of expenditure documents from the Donor.

Sub head 05

Item 2210700 – Training Expenses Including Capacity Building)
The under expenditure of Kshs. 1,579,000 was as a result of non-submission of expenditure documents from the Donor.

Sub head 05

Item 2211200 – Fuel Oils and Lubricants
The under expenditure of Kshs. 1,923,035 was as a result of non-submission of expenditure documents from the Donor.


Sub head 05

Item 2211300 – Other Operating Expenses
The under expenditure of Kshs. 310,579,000 was as a result of non-submission of expenditure documents from the Donor.

Sub head 05

Item 1310200 – Grants from Foreign – Direct Payments Treated as AIA
The Under Collection of AIA of Kshs. -85,000,000 was as a result of non-submission of information on Direct Payments treated as AIA from the Donor.

(b) Development Statement of Assets And Liabilities as At 30th June 2013

(a) Development Statement of Assets And Liabilities as At 30th June 2013		2011/2012 AND	CURRENT YEAR	TOTALS
STATEMENT OF ASSETS AND LIABILITIES AS AT 30TH JUNE 2013		PRIOR YEARS	2012/2013	
DEVELOPMENT 60				
ASSETS				
PARTICULARS				
Ministry H/Q development Bank Account		2,360,973,423.40		2,360,973,423.40
Exchequer		2,443,714,716.30	339,825,080.75	2,783,539,797.05
PMG		1,705,943,682.30	51,427,986.15	1,757,371,668.45
Temporary Imprest		313,075.00		313,075.00
Exchequer Releases/Provisioning Account		1,400,279,592.25		1,400,279,592.25
Provisional/District Suspense Account		393,990,037.40	(1,468,967.80)	392,521,069.60
General Suspense Account			6,403,200.00	6,403,200.00
TOTAL		8,305,214,526.65	396,187,299.10	8,701,401,825.75
LIABILITIES				
PARTICULARS				
G.A.V.		528,044,805.35	394,565,511.80	922,610,317.15
Provisional/District Suspense Account		269,593,791.30		269,593,791.30
Vote Control Account		7,507,575,930.00		7,507,575,930.00
District Dev. Bank Account			1,621,787.30	1,621,787.30
TOTAL		8,305,214,526.65	396,187,299.10	8,701,401,825.75
DATE: 30/9/2013			SIGN: 	
			THOMAS G NJOGU	
			PRINCIPAL ACCOUNTANT	

MINISTRY OF INDUSTRIALIZATION
STATEMENT OF ASSETS AND LIABILITIES AS AT 30TH JUNE 2013
DEPOSIT 160

ASSETS	2011/2012 AND PRIOR YEARS	CURRENT YEAR 2012/2013	TOTALS
PARTICULARS			
PMG	2,332,945.40	5,576,469.05	7,909,414.45
TOTAL	2,332,945.40	5,576,469.05	7,909,414.45
LIABILITIES			
PARTICULARS			
Retention Money	1,633,445.40	1,491,299.85	3,124,745.25
Kazi ni Kazi	697,500.00	-	697,500.00
Sale of Capital Goods	2,000.00	259,000.00	261,000.00
Pan Paper		2,190,989.20	2,190,989.20
Performance Contract		385,180.00	385,180.00
Africa Industrialization Day		1,000,000.00	1,000,000.00
Viwanda News letter		250,000.00	250,000.00
TOTAL	2,332,945.40	5,576,469.05	7,909,414.45

SIGN..........

THOMAS NJOGU
PRINCIPAL ACCOUNTANT

DATE..........

**(iii) STATEMENT OF OUTSTANDING OBLIGATIONS GUARANTEED BY THE GOVERNMENT OF KENYA
AS AT 30TH JUNE, 2013**

The table below presents the Disbursed and Outstanding original Loans for East African Portland Cement Company (EAPCC) for Cement Plant Rehabilitation. In accordance with the Treasury Circular No. 03/2012 Ref. No. DGIPE/A/1/16 of 11/6/2012.

**MINISTRY OF INDUSTRIALIZATION AND ENTERPRISE
DEVELOPMENT**


STATEMENT OF OUTSTANDING OBLIGATIONS GUARANTEED BY THE GOVERNMENT
CONTINGENT LIABILITY OUTSTANDING AS AT 30TH JUNE 2013

Organization to which Guarantee is given	Obligation Guaranteed and Borrower	Disbursed & Outstanding Original currency	Exchange Rate	Equivalent Kenya Shillings
Government of Japan Loan No. KE-P17	Loan of JPY7,674,000,000 to E.A.P.C for Cement Plant Rehabilitation Plant	JPY 2,557,240,000.00	0.870419	2,225,870,283.56
KBC Bank Belgium*	Loan of BEF 494,500,000 to Industrial and Commercial Dev. Corp. for supply of soya bean extraction plant	EUR -	112.398	-
TRADE & IND. TOTAL				2,225,870,283.56

NOTE:

* Fully paid

DATE: 30/09/2013


.....

Dr. Wilson Songa, MBS
PRINCIPAL SECRETARY