

REPUBLIC OF KENYA



Enhancing Accountability

REPORT

THE NATIONAL ASSEMBLY

DATE: 13 APR 2023

THURSDAY

OF

TABLED
BY:

THE LEADER OF THE
MAJORITY PARTY
(Hon. Kimani Ichung'u)

CLERK AT
THE TABLE:

Joyce Lemaolle

THE AUDITOR-GENERAL


ON

**WATER AND SANITATION DEVELOPMENT
PROJECT (IDA CREDIT NO.6029/6030-KE)**

**FOR THE YEAR ENDED
30 JUNE, 2022**

**MINISTRY OF WATER, SANITATION
AND IRRIGATION**





**WATER AND SANITATION DEVELOPMENT PROJECT (WSDP)
PROJECT GRANT/CREDIT NUMBER: 6030**

Implementing Entity: MINISTRY OF WATER, SANITATION AND IRRIGATION

ANNUAL REPORT AND FINANCIAL STATEMENTS

**FOR THE FINANCIAL YEAR ENDED
30 JUNE, 2022**

**Prepared in accordance with the Cash Basis of Accounting Method under the International
Public Sector Accounting Standards (IPSAS)**

TABLE OF CONTENTS

1. PROJECT INFORMATION AND OVERALL PERFORMANCE	ii
2. STATEMENT OF PERFORMANCE AGAINST PROJECT'S PREDETRMINED OBJECTIVES	ix
3. CORPORATE SOCIAL RESPONSIBILITY STATEMENT/SUSTAINABILITY REPORTING	x
4. STATEMENT OF PROJECT MANAGEMENT RESPONSIBILITIES.....	xii
5. REPORT OF THE INDEPENDENT AUDITOR ON WATER SANITATION DEVELOPMENT PROJECT.....	xiii
6. STATEMENTS OF RECEIPTS AND PAYMENTS FOR THE YEAR ENDED 30 JUNE, 2022	1
7. STATEMENT OF FINANCIAL ASSETS AND LIABILITIES AS AT 30 June, 2022.....	3
8. STATEMENT OF CASH FLOW FOR THE YEAR ENDED 30 JUNE, 2022.....	4
9. STATEMENT OF COMPARATIVE BUDGET AND ACTUAL AMOUNTS FOR THE YEAR ENDED 30 JUNE, 2022.....	5
10. SIGNIFICANT ACCOUNTING POLICIES.....	6
11. NOTES TO THE FINANCIAL STATEMENTS	13
12. PROGRESS ON FOLLOW UP OF PRIOR YEAR AUDITOR'S RECOMMENDATIONS	20
13. Annexes	22

1. PROJECT INFORMATION AND OVERALL PERFORMANCE

1.1 Name and Registered Office

Name: The project's official name is: Water and Sanitation Development Project (WSDP),

Objective: The key objective of the project is to improve water supply and sanitation services in selected coastal and north-eastern regions in Kenya.

Address: The project headquarters offices are:

MAJI House
Nairobi,
Nairobi County, Kenya.

The address of its registered office is:

Ministry of Water, Sanitation and Irrigation
P.O. Box 49720,
Nairobi.

Contacts: The following are the project contacts

Telephone: (254) 716103

E-mail: ps@water.go.ke

Website: www.water.go.ke

1.2 Project Information

Project Start Date:	The project start date is 9 th March, 2018
Project End Date:	The original project end date is 31.10.2022 and revised end date is 30 April, 2024
Project Manager:	The project Coordinator is Wilfred Amwata
Project Sponsor:	The project sponsor is the World Bank

1.3 Project Overview

Line Ministry/State Department of the project	The project is under the supervision of the Ministry of Water, Sanitation and Irrigation
Project number	P156634
Strategic goals of the project	The strategic goal of the project is to contribute to the Government vision 2030 and its mediumterm plan (M-TP2) which focus on promoting inclusive economic growth and achieving the United Nations Sustainable Development Goals (SDGs)

**Water and Sanitation Development Project
Annual Report and Financial Statements
For the Year ended 30 June, 2022**

Achievement of strategic goals	The project will invest in water supply and sanitation infrastructure in the selected counties, By strengthening the institutional capacity of all the implementing units. The goals will be achieved by supporting Wajir and Garrisa water companies to increase water supply and sanitation services.
Other important background information of the project	The WSDP water and sanitation projects are being constructed in selected Counties and the counties are responsible for the supervision of the construction works.
Current situation that the project was formed to intervene	The project was formed to intervene in the following areas: (i) Low water supply and sanitation coverage in the target towns Mombasa, Kwale, Kilifi, Malindi, Taita Taveta, Wajir and Daadab refugee camp host communities. (ii) Inadequate water pipeline extension required to connect more customers to water supply systems. (iii) High Non-revenue water through leakages and non-metered connections.
Project duration	The project started in March 2018 and was expected to run until 31 October, 2022. The revised project end date is 30 April, 2024.

1.4 Bankers

The following are the bankers for the current year:

- i) Special purpose accounts at Central Bank
 - a) Designated Account B (DA-A)
Central Bank of Kenya
ACCOUNT Number; 100394177
Nairobi
 - b) Designated account A(DA-B)
Central Bank of Kenya
Account number; 1000394077
Nairobi
 - c) Water Sanitation Project Account
Central Bank of Kenya
Account Number; 1000457201
Nairobi
- ii) Commercial Banks
 - a) Coast Water Works Development Agency

*Water and Sanitation Development Project
Annual Report and Financial Statements
the Year ended 30 June, 2022*

Kenya Commercial Bank
Account Number 1240218648
Mombasa Branch

- b) Water Sector Trust Fund
Equity Bank
Account Number; 0180280425687
Upper Hill Branch
- c) Northern Water Works Development Agency
Kenya Commercial Bank
Account Number; 1283235579
Garissa Branch
- d) Water Services Regulation Board
National Bank
Account Number; 01071032110300
Upper Hill Branch
- e) KWALE Water and sewerage company
Kenya Commercial BANK
Account Number; 1240284225
Kwale Branch
- f) KILIFI Water and Sewerage Company
Kenya Commercial BANK
Account Number; 1239146469
Kwale Branch
- g) Malindi Water and Sewerage Company
Kenya Commercial Bank
Account Number 1236141776
Malindi Branch
- h) Taita Taveta Water and Sewerage Company
Kenya Commercial BANK
Account Number 1242765387
Voi Branch
- i) Mombasa Water and Sewerage Company
Equity Bank
Account Number: 1560276782381
Moi Avenue Branch, Mombasa
- j) WAJIR Water and Sewerage Company
Equiy Bank
Account Number: 1030278635680

Wajir Branch

- k) Garissa Water and Sewerage Company
Equity Bank
Account Number; 0580279720179
Garissa Branch

1.5 Auditors

The project is audited by;
Auditor General
Office of the Auditor General
Anniversary Towers, University Way
P.O. Box 30084
GPO 001000
NAIROBI, KENYA

1.6 Roles and Responsibilities

The team is composed of the Project Coordinator, Accountant, Chain Supply Officer, M&E support person and supported by administrative staff.

Names	Title designation	Key qualification	Responsibilities
Dr. (Eng.) Joseph Njoroge, CBS	Principal Secretary	BSC Electrical Engineering	Accounting Officer
Wilfred Amwata	Project Coordinator	BSC Civil Engineering	Coordinate implementation of approved project activities.
David Thiongo	M& E Safeguard support officer	Higher Diploma in Water Engineering	Support M& E, ESMF and RPF Coordination.
Virginia W.Waweru	Accountant	B.Com and CPA(K)	Processing of payments and preparing financial reports.
Denis Ouko	Procurement and logistic officer.	Diploma in supply chain management.	Support procurement and logistic.

*Water and Sanitation Development Project
Annual Report and Financial Statements
For the Year ended 30 June, 2022*

1.7A Funding Summary

The revised project implementation period is six years and eighteen months from 2017 to 2024 with an approved budget of US\$ 330,000,000 (donor currency) equivalent to KShs 33,000,000,000 as highlighted in the table below:

Below is the funding summary:

Source of funds	Donor Commitment-		Amount received to date – (30/6/2022)		Undrawn balance to date (30/06/2022)	
	<i>Donor currency (USD)</i>	<i>KShs</i>	<i>Donor currency (USD)</i>	<i>KShs</i>	<i>Donor currency (USD)</i>	<i>KShs</i>
	<i>(A)</i>	<i>(A')</i>	<i>(B)</i>	<i>(B')</i>	<i>(A)-(B)</i>	<i>(A')-(B')</i>
(i) Loan						
World Bank	300,000,000	30,000,000,000	130,596,415	13,372,964,831	169,403,585	16,679,165,639
ii) Counterpart Funds						
Government of Kenya	30,000,000	3,000,000,000	2,254,902	170,000,000	27,745,098	2,830,000,000
Total	330,000,000	33,000,000,000	132,851,317	13,542,964,831	197,148,683	19,509,165,639

B: Application of Funds

	<i>Amount received to date donor currency</i>	<i>Amount received to date in Ksh</i>	<i>Cumulative Amount Paid to date 30.6.2022</i>	<i>Utilised balance in Donor Currency</i>	<i>Un utilised balance in borrower Currency</i>
				<i>30.6.2022</i>	<i>30.6.2022</i>
Loan From World Bank	130,596,415	13,372,964,831	12,003,164,165	13,429,418	1,369,800,666
GOK Counterpart funding	2,254,902	170,000,000	111,426,427	574,251	58,573,573
Total	132,851,317	13,542,964,831	12,117,590,592	14,003,669	1,428,374,239

1.8. Project Summary of Overall Performance:

- i) Budget performance against actual amounts for current year and for cumulative to-date,

Year	Budget Amount	Disbursed Amount	Absorption Rate%
2018/2019	3,041,000,000	442,000,000	14.5%
2019/2020	1,350,000,000	1,066,788,629	79%
2020/2021	8,580,000,000	8,457,675,494	99.5%
2021/2022	4,590,000 000	3,501,097,215	76.0%
Cumulative To date	17,561,000,000	13,467,561,338	76.7%

- ii) Physical progress based on outputs, outcomes and impacts since project commencement, The overall project progress is 30.5%. This includes the financing gap for the completion of Baricho Lot 3 and Replacement of three boreholes in Baricho well field which have been completed. This has resulted in supply of 33,000m³/day providing water supply to 220,000 people. The other works contracts are at different levels of implementation and upon completion will contribute to the project development objective results of improving water and sanitation in the Coastal and North-eastern regions to serve a total of 2,023,700 people.

- iii) **Comment on value-for-money achievements,**

The contract amounts for the procured goods, consultancies and works, are within the acceptable market range and thus there is value for money on the expected results of the procured activities.

- iv) **Indicate the absorption rate for each year since the commencement of the project.**

Financial Year	Budget Amount	Disbursed Amount	Absorption Rate
2018/2019	3,041,000,000	442,000,000	14.5%
2019/2020	1,350,000,000	1,066,788,629	79.0%
2020/2021	8,580,000,000	8,457,675,494	99.5%
2021/2022	4,590,000,000	3,501,097,215	76.0%

- v) **List the implementation challenges and recommended way forward.**

- ✓ Initial delay in finalization of County Participation Agreements – No action

- ✓ Slow movement of funds to Water Service Provider Project Accounts. –Funds to be transferred within ten (10) days. A notification to be sent to all MDs immediately money is transferred to CRF account.
- ✓ Delay in finalization of Procurement of project consultants – Bank procurement team guided the Implementing Agencies (IAs) on how to address procurement comments and all project consultants were procured and currently supervising the works..
- ✓ COVID -19 pandemic that affected progress of the planned activities- This is a continuing effect, all implementing agencies have devised mechanisms that comply with the issued guidelines that allows progress of the planned activities.
- ✓ High staff turn-over of project team members that has led to slow actualization of the planned activities – IA’s to put in place mechanisms to motivate and retain PCU staff for the entire project period.
- ✓ Delay in submitting supporting documents by IAs for expenditure incurred- More FM trainings.
- ✓ Some IA’s are not able to install the project goods purchased as the installation package did not incorporate installation component. To achieve the intended objective of the goods purchased, installation must be expedited. It is therefore proposed that the IA’s expedite completion of the procurement process to ensure installation of procured goods finalized.
- ✓ Delay in releasing budget amount allocated for RAP implementation- IA’s to engage the County Governments to ensure timely release of RAP budget as delay in this will affect commencement and progress of works contracts.
- ✓ Delay in finalization of County Government Loan/Grant bill 2021 that affected disbursement of project funds to the counties. The bill was finalized in April 2022 and only one disbursement was made to the counties on 15 June, 2022. A legal framework/bill that allows transfer of Conditional Loans and Grants to counties to be in place immediately at the beginning of every new Financial year.
- ✓ High global increase of steel pipes prices that affected procurement of the pipes. Application of value engineering for consideration of change of the pipe material maintaining the design service levels.

1.9 Summary of Project Compliance:

In terms of Financial Compliance, the Project is implemented and managed as per the Financing Agreement, Financial Manual and the Project Appraisal Document. World Bank Procurement Guidelines are strictly followed in the Procurement of goods, consultancies and works. In addition, the project utilizes the developed Environmental and Resettlement frameworks in implementation of Environmental and Resettlement Action plans without causing any harm to the environment and affecting the livelihoods of the project affected persons. This is reported and monitored through monthly implementation progress reports of Contractor’s Environmental and Social Management Plans.

2. STATEMENT OF PERFORMANCE AGAINST PROJECT'S PREDETRMINED OBJECTIVES

Project Development Objective

The main objective of the Project is to improve water supply and sanitation services in select coastal and north eastern regions in the Republic of Kenya and improve the financial performance of water services providers and provide support to COVID-19 emergency interventions. This will be achieved by investing in water supply and sanitation infrastructure in urban centres in coastal counties and two counties in Kenya's arid north-eastern region. The Project will also improve services by strengthening institutional capacity in areas, such as reducing non-revenue water (NRW), improving billing and revenue collection systems, and developing medium-term business plans. In addition, the Project will establish a results-based financing mechanism at the national level to provide incentives to the Water Service Providers (WSPs) to accelerate access to water supply and sanitation services and improve operational and financial performance.

The key development objectives of the project are:

- a) To contribute to the strategic goal of attaining 80% water coverage by the year 2022. This will be achieved by constructing new, rehabilitating and extension of existing water infrastructure. Non-revenue reductions will also be integrated to ensure minimal losses are achieved.
- b) Increased sanitation coverage to 40% by 2022. This will be achieved by rehabilitating, extension and construction of new sewerage networks, promote use of decentralized waste water treatments systems and uptake and upscaling of basic non-sewer sanitation systems.

Progress on attainment of Strategic development objectives

For purposes of implementing and cascading the above development objectives to specific sectors, all the development objectives were made specific, measurable, achievable, realistic and time-bound (SMART) and converted into development outcomes. Attendant indicators were identified for reasons of tracking progress and performance measurement: Below we provide the progress on attaining the stated objectives:

Project	Objective	Outcome	Indicator	Performance
Water and Sanitation Development Project	Improve water supply and sanitation services in select coastal and north eastern regions in the Republic of Kenya	Increased access to water and sanitation services	Number of new people connected to water and sanitation services	Up to the end of 2021/22 financial year 220,000 people were connected to water and sanitation services by completion of Baricho lot 3 Project and Three replacement boreholes.
			Volume of Water Produced	33,000m ³ made available per day
			Increased hours of	The hours of supply

**Water and Sanitation Development Project
Annual Report and Financial Statements
For the Year ended 30 June, 2022**

			water supply per day	has increased from 10 to 12 for the Coastal WSDPs
	Improving the financial performance of water services providers and provide support to COVID-19 emergency interventions	Improved performance of water service providers	Number of companies benefited	A total of 77 Water service providers received the Conditional Liquidity Support Grant. Overall, data provided by WSPs suggests that the grant facility was successful in cushioning WSP cash-flow shortages during the most critical phase of the pandemic.

3. CORPORATE SOCIAL RESPONSIBILITY STATEMENT/SUSTAINABILITY REPORTING

Given the importance of water for life and society, it is natural that this is identified as a central issue for Water companies and to manage responsibly through their CSR practices to the benefit of local populations. This is happening in the projects being implemented even though slowly. Indeed, as we have seen that water is becoming increasingly focused as a global and local issue, it has also become more focused as a CSR issue by the water companies. We can conclude that there is a lot of remaining opportunity as the private sector is not engaged at a level proportional to the severity of the issue. This provides an opportunity for companies to do more good for society in an area, which is critical to all their stakeholders resulting in significantly strengthened relations and brand visibility. However, this is not all. Given the criticality of water, there are also huge opportunities for Water companies to engage in a way that adds great value for society, while also being profitable and lowering their risk levels considerably.

With the recent announcement of the new Sustainable Development Goals and the recognition of the role of the private sector in achieving the goals, private sector leaders are aligning their strategies to support the implementation of Goal 6 – Ensure availability and sustainable management of water and sanitation for all. This initiative inspires Water companies and all players in the water sector to work actively with their own footprint, while engaging in transparency and collective action for more sustainable water management.

Water and Sanitation is being developed to increase water and sanitation coverage that will benefit 2 million Kenyan’s in the target areas that will transform their living standards with reduced cases of waterborne diseases.

1. Sustainability strategy and profile

To ensure sustainability in operation of the developed water and sanitation infrastructure, Financial and economic analysis have been carried out to determine the financial benefits against operation costs expected during operation of the projects. Energy saving systems have been considered at design stage that will lower the operation costs and to minimize Non-revenue water losses, master meters have been proposed in manageable District Metering Areas coupled with non-revenue water performance contracts.

2. Environmental performance

Implementation of the project activities strictly follows the provisions of the developed Environmental and Social Management Framework (ESMF) and Resettlement Policy Framework (RPF) and Environmental and social safeguards will be implemented in accordance with the Kenyan legislation. Environmental licenses are delivered by NEMA in due time prior to implementation of works.

3. Employee Welfare

Assessment of the implementing agencies has been done and training needs incorporated in the annual work plans. During implementation the contractors comply with Occupational Safety and Health Act to ensure safety of the workers.

4. Market place practices

The project strictly follows the banks procurement guidelines coupled with the provisions of Procurement and Disposal Act 2015 that promotes competitive bidding process.

5. Community engagements

The project entails community participation for a more inclusive engagement in order to incorporate their comments during planning and design of the projects. The communities are also engaged in carrying out unskilled labour works that improves their economic wellbeing.

4. STATEMENT OF PROJECT MANAGEMENT RESPONSIBILITIES

The Principal Secretary for Water, Sanitation and Irrigation and the Project Coordinator for Water and Sanitation Development Project are responsible for the preparation and presentation of the Project's financial statements, which give a true and fair view of the state of affairs of the Project for and as at the end of the financial year/period ended on 30 June, 2022. This responsibility includes: (i) maintaining adequate financial management arrangement and ensuring that these continue to be effective throughout the reporting period; (ii) maintaining proper accounting records, which disclose with reasonable accuracy at any time the financial position of the Project; (iii) designing, implementing and maintaining internal controls relevant to the preparation and fair presentation of the financial statement, and ensuring that they are free from material misstatements, whether due to error or fraud; (iv) safeguarding the assets of the Project; (v) selecting and applying appropriate accounting policies; and (vi) making accounting estimates that are reasonable in the circumstances.


The Principal Secretary for the Water, Sanitation and Irrigation and the Project Coordinator for Water and Sanitation Development Project accept responsibility for the Project's financial statements, which have been prepared on the Cash Basis Method of Financial Reporting, using appropriate accounting policies in accordance with International Public Sector Accounting Standards.


The Principal Secretary for Water, Sanitation and Irrigation and the Project Coordinator for Water and Sanitation Development Project are of the opinion that the Project's financial statements give a true and fair view of the state of Project's transactions during the financial year/period ended 30 June, 2022 and of the Project's financial position as at that date. The Principal Secretary for Water, Sanitation and Irrigation and the Project Coordinator for Water and Sanitation Development Project further confirm the completeness of the accounting records maintained for the Project, which have been relied upon in the preparation of the Project financial statements as well as the adequacy of the systems of internal financial control.


The Principal Secretary for Water, Sanitation and Irrigation and the Project Coordinator for Water and Sanitation Development Project confirm that the Project has complied fully with applicable Government Regulations and the terms of external financing covenants, and that Project funds received during the financial year/period under audit were used for the eligible purposes for which they were intended and were properly accounted for.

Approval of the Project financial statements

The Project financial statements were approved by the Principal Secretary for the Ministry of Water, Sanitation and Irrigation and the project coordinator for the Water and Sanitation Development project on 10/11/2022 2022 and signed by them.



Principal Secretary
Name: Dr. (Eng.) Joseph Njoroge, CBs


Wilfred Amwata
Project Coordinator


Head of Accounting Unit:
Name: Agnes Waweru
ICPAKNO: 5514

REPUBLIC OF KENYA

Telephone: +254-(20) 3214000
E-mail: info@oagkenya.go.ke
Website: www.oagkenya.go.ke



HEADQUARTERS
Anniversary Towers
Monrovia Street
P.O. Box 30084-00100
NAIROBI

REPORT OF THE AUDITOR-GENERAL ON WATER AND SANITATION DEVELOPMENT PROJECT (IDA CREDIT NO.6029/6030-KE) FOR THE YEAR ENDED 30 JUNE, 2022 - MINISTRY OF WATER, SANITATION AND IRRIGATION

PREAMBLE

I draw your attention to the contents of my report which is in three parts:

- A. Report on the Financial Statements that considers whether the financial statements are fairly presented in accordance with the applicable financial reporting framework, accounting standards and the relevant laws and regulations that have a direct effect on the financial statements.
- B. Report on Lawfulness and Effectiveness in Use of Public Resources which considers compliance with applicable laws, regulations, policies, gazette notices, circulars, guidelines and manuals and whether public resources are applied in a prudent, efficient, economic, transparent and accountable manner to ensure Government achieves value for money and that such funds are applied for intended purpose.
- C. Report on Effectiveness of Internal Controls, Risk Management and Governance which considers how the entity has instituted checks and balances to guide internal operations. This responds to the effectiveness of the governance structure, the risk management environment and the internal controls, developed and implemented by those charged with governance for orderly, efficient and effective operations of the entity.

An unmodified opinion does not necessarily mean that an entity has complied with all relevant laws and regulations, and that its internal controls, risk management and governance systems are properly designed and were working effectively in the financial year under review.

The three parts of the report are aimed at addressing the statutory roles and responsibilities of the Auditor-General as provided by Article 229 of the Constitution, the Public Finance Management Act, 2012 and the Public Audit Act, 2015. The three parts of the report, when read together constitute the report of the Auditor-General.

REPORT ON THE FINANCIAL STATEMENTS

Opinion

I have audited the accompanying financial statements of Water and Sanitation Development Project (IDA Credit No.6029/6030-KE) set out on pages 1 to 21, which comprise the statement of financial assets as at 30 June, 2022, and the statement of

Report of the Auditor-General on Water and Sanitation Development Project (IDA Credit No.6029/6030-KE) for the year ended 30 June, 2022 - Ministry of Water, Sanitation and Irrigation

receipts and payments, statement of cash flows and statement of comparative budget and actual amounts for the year then ended, and a summary of significant accounting policies and other explanatory information in accordance with the provisions of Article 229 of the Constitution of Kenya and Section 35 of the Public Audit Act, 2015. I have obtained all the information and explanations which, to the best of my knowledge and belief, were necessary for the purpose of the audit.

In my opinion, the financial statements present fairly, in all material respects, the financial position of Water and Sanitation Development Project as at 30 June, 2022, and of its financial performance and its cash flows for the year then ended, in accordance with International Public Sector Accounting Standards (Cash Basis) and comply with the Public Finance Management Act, 2012 and Financing Agreement No. 6029/6030-KE dated 21 June, 2017, between the International Development Association (IDA) and the Republic of Kenya.

In addition, the special accounts statements present fairly, the special accounts transactions and the closing balance has been reconciled with book balances.

Basis for Opinion

The audit was conducted in accordance with International Standards of Supreme Audit Institutions (ISSAIs). I am independent of the Water and Sanitation Development Project Management in accordance with ISSAI 130 on Code of Ethics. I have fulfilled other ethical responsibilities in accordance with the ISSAI and in accordance with other ethical requirements applicable to performing audits of financial statements in Kenya. I believe that the audit evidence I have obtained is sufficient and appropriate to provide a basis for my opinion.

Key Audit Matters

Key audit matters are those matters that, in my professional judgment, are of most significance in the audit of the financial statements. There were no key audit matters to report in the year under review.

Other Matter

Budget Utilization

The statement of comparative budget and actual amounts reflects actual receipts of Kshs.3,653,862,378 against a budget of Kshs.4,590,000,000 resulting into a receipts shortfall of 20% of budgeted receipts. Further, the statement reflects final expenditure budget and actual on comparable basis of Kshs.4,590,000,000 and Kshs.7,056,925,116 resulting to an over-expenditure of 54% of the budget.

REPORT ON LAWFULNESS AND EFFECTIVENESS IN USE OF PUBLIC RESOURCES

Conclusion

As required by Article 229(6) of the Constitution, based on the audit procedures performed, except for the matters described in the Basis for Conclusion on Lawfulness

and Effectiveness in Use of Public Resources section of my report, I confirm that, nothing else has come to my attention to cause me to believe that public resources have not been applied lawfully and in an effective way.

Basis for Conclusion

1.0 Implementation of Procurement Work Plan

Review of the project's procurement plans revealed that each of the twelve (12) implementing agencies prepared a procurement plan indicating each activity to be undertaken, with expected start and completion dates during the 2021-2022 financial year, with a combined estimated contract amount of USD.199,564,982. However, no documentary evidence was provided to confirm that each of the agencies had prepared a quarterly report on the implementation of the annual procurement plan and submitted them to the Cabinet Secretary or County Executive Committee Member for finance as required by regulation 40(6) of the Public Procurement and Assets Disposal Regulations, 2020.

2.0 Lack of Register of Bank Accounts

The statement of financial assets and liabilities reflects bank balances of Kshs.1,428,374,239 held by different implementing agencies as detailed in Note 8 of the financial statements. Review of the project's financial statements, payment records, correspondence files and other records revealed that the project operated eleven (11) bank accounts for implementing agencies and one (1) central bank of Kenya account during the year under review.

However, there was no evidence that a register of the bank accounts authorized by the county treasury or The National Treasury indicating the name of the bank, branch, account number, purpose of account, authorization details, opening date, authorized signatories, date of closure among others is kept and maintained by the Project Management as required by Regulation 87(3) and (4) of Public Finance Management (National Government) Regulations, 2015.

The audit was conducted in accordance with ISSAI 4000. The standard requires that I comply with ethical requirements and plan and perform the audit to obtain assurance about whether the activities, financial transactions and information reflected in the financial statements are in compliance, in all material respects, with the authorities that govern them. I believe that the audit evidence I have obtained is sufficient and appropriate to provide a basis for my conclusion.

REPORT ON EFFECTIVENESS OF INTERNAL CONTROLS, RISK MANAGEMENT AND GOVERNANCE

Conclusion

As required by Section 7(1)(a) of the Public Audit Act, 2015, based on the audit procedures performed, I confirm that, nothing has come to my attention to cause me to believe that internal controls, risk management and overall governance were not effective.

Basis for Conclusion

The audit was conducted in accordance with ISSAI 2315 and ISSAI 2330. The standards require that I plan and perform the audit to obtain assurance about whether effective processes and systems of internal control, risk management and overall governance were operating effectively, in all material respects. I believe that the audit evidence I have obtained is sufficient and appropriate to provide a basis for my conclusion.

REPORT ON OTHER LEGAL AND REGULATORY REQUIREMENTS

As required by International Development Association (IDA) Financing Agreement No.6029/6030-KE dated 21 June, 2017, I report based on my audit, that:

- i. I have obtained all the information and explanations which, to the best of my knowledge and belief, were necessary for the purpose of the audit;
- ii. In my opinion, adequate accounting records have been kept by the Project, so far as appears from the examination of those records; and,
- iii. The Project's financial statements agree with the accounting records and returns.

Responsibilities of Management and those Charged with Governance

Project Management is responsible for the preparation and fair presentation of these financial statements in accordance with International Public Sector Accounting Standards (Cash Basis) and for maintaining effective internal control as Management determines is necessary to enable the preparation of financial statements that are free from material misstatement, whether due to fraud or error and for its assessment of the effectiveness of internal control, risk management and overall governance.

In preparing the financial statements, Management is responsible for assessing the Project's ability to continue to sustain its services, disclosing, as applicable, matters related to sustainability of services and using the applicable basis of accounting unless Management is aware of the intention to terminate the Project or to cease operations.

Management is also responsible for the submission of the financial statements to the Auditor-General in accordance with the provisions of Section 47 of the Public Audit Act, 2015.

In addition to the responsibility for the preparation and presentation of the financial statements described above, Project Management is also responsible for ensuring that the activities, financial transactions and information reflected in the financial statements are in compliance with the authorities which govern them, and that public resources are applied in an effective way.

Those charged with governance are responsible for overseeing the financial reporting process, reviewing the effectiveness of how the Project Management monitors compliance with relevant legislative and regulatory requirements, ensuring that effective processes and systems are in place to address key roles and responsibilities in relation

to overall governance and risk management, and ensuring the adequacy and effectiveness of the control environment.

Auditor-General's Responsibilities for the Audit

The audit objectives are to obtain reasonable assurance about whether the financial statements as a whole are free from material misstatement, whether due to fraud or error, and to issue an auditor's report that includes my opinion in accordance with the provisions of Section 48 of the Public Audit Act, 2015 and submit the audit report in compliance with Article 229(7) of the Constitution. Reasonable assurance is a high level of assurance, but is not a guarantee that an audit conducted in accordance with ISSAIs will always detect a material misstatement and weakness when it exists. Misstatements can arise from fraud or error and are considered material if, individually or in the aggregate, they could reasonably be expected to influence the economic decisions of users taken on the basis of these financial statements.

In addition to the audit of the financial statements, a compliance audit is planned and performed to express a conclusion about whether, in all material respects, the activities, financial transactions and information reflected in the financial statements are in compliance with the authorities that govern them and that public resources are applied in an effective way, in accordance with the provisions of Article 229(6) of the Constitution and submit the audit report in compliance with Article 229(7) of the Constitution.

Further, in planning and performing the audit of the financial statements and audit of compliance, I consider internal control in order to give an assurance on the effectiveness of internal controls, risk management and overall governance processes and systems in accordance with the provisions of Section 7(1)(a) of the Public Audit Act, 2015 and submit the audit report in compliance with Article 229(7) of the Constitution. My consideration of the internal control would not necessarily disclose all matters in the internal control that might be material weaknesses under the ISSAIs. A material weakness is a condition in which the design or operation of one or more of the internal control components does not reduce to a relatively low level the risk that misstatements caused by error or fraud in amounts that would be material in relation to the financial statements being audited may occur and not be detected within a timely period by employees in the normal course of performing their assigned functions.

Because of its inherent limitations, internal control may not prevent or detect misstatements and instances of non-compliance. Also, projections of any evaluation of effectiveness to future periods are subject to the risk that controls may become inadequate because of changes in conditions, or that the degree of compliance with the Project's policies and procedures may deteriorate.

As part of an audit conducted in accordance with ISSAIs, I exercise professional judgement and maintain professional skepticism throughout the audit. I also:

- Identify and assess the risks of material misstatement of the financial statements, whether due to fraud or error, design and perform audit procedures responsive to those risks, and obtain audit evidence that is sufficient and appropriate to provide a basis for my opinion. The risk of not detecting a material misstatement resulting from

fraud is higher than for one resulting from error, as fraud may involve collusion, forgery, intentional omissions, misrepresentations, or the override of internal control.

- Evaluate the appropriateness of accounting policies used and the reasonableness of accounting estimates and related disclosures made by the Management.
- Conclude on the appropriateness of the Management's use of the applicable basis of accounting and, based on the audit evidence obtained, whether a material uncertainty exists related to events or conditions that may cast significant doubt on the Project's ability to continue to sustain its services. If I conclude that a material uncertainty exists, I am required to draw attention in the auditor's report to the related disclosures in the financial statements or, if such disclosures are inadequate, to modify my opinion. My conclusions are based on the audit evidence obtained up to the date of my audit report. However, future events or conditions may cause the Project to cease to continue to sustain its services.
- Evaluate the overall presentation, structure and content of the financial statements, including the disclosures, and whether the financial statements represent the underlying transactions and events in a manner that achieves fair presentation.
- Obtain sufficient appropriate audit evidence regarding the financial information and business activities of the Project to express an opinion on the financial statements.
- Perform such other procedures, as I consider necessary in the circumstances.

I communicate with the Management regarding, among other matters, the planned scope and timing of the audit and significant audit findings, including any significant deficiencies in internal control that are identified during the audit.

I also provide Management with a statement that I have complied with relevant ethical requirements regarding independence, and to communicate with them all relationships and other matters that may reasonably be thought to bear on my independence, and where applicable, related safeguards.


CPA Nancy Gathungu, CBS
AUDITOR-GENERAL

Nairobi

30 November, 2022

*Water and Sanitation Development Project
Annual Report and Financial Statements
For the Year ended 30 June, 2022*

6. STATEMENTS OF RECEIPTS AND PAYMENTS FOR THE YEAR ENDED 30 JUNE, 2022

	Not e	2021-2022			2020-2021			Cumulative to-date (From inception)
		Receipts and payments controlled by the entity	Payments made by third parties	Total	Receipts and payment controlled by the entity	Payments made by third parties	Total	
RECEIPTS		KShs	KShs	KShs	KShs	KShs	KShs	
Loan from World Bank	1	2,861,893,790	549,203,425	3,411,097,215	8,190,360,702	254,024,261	8,444,384,965	13,372,964,831
Transfer from Government entities	2	90,000,000		90,000,000	80,000,000		80,000,000	170,000,000
Miscellaneous receipts	3	152,765,163		152,765,163	3,9419,239	-	39,419,239	192,184,402
Total Receipts		3,104,658,953	549,203,425	3,653,862,378	8,309,779,941	254,024,261	8,563,804,204	13,735,149,233
PAYMENTS								
Employees Compensation		16,460,547		16,460,547	1,257,344	-	1,257,344	17,717,891
Purchase of good and services	5	911,816,265		911,816,265	211,301,981	-	211,301,981	1,196,194,217
Acquisition of Non-financial assets	6	1,930,332,065	549,203,425	2,479,535,490	1,255,936,808	254,024,261	1,509,961,071	5,231,952,134
Other grants and transfers	7	3,649,112,814		3,649,112,814	2,211,797,940		2,211,797,940	5,860,910,754
TOTAL PAYMENTS		6,507,721,690	549,203,425	7,056,925,116	3,680,294,073	254,024,261	3,934,318,336	12,306,774,996
Supplus/Deficit		(3,403,062,737)	-	(3,403,062,737)	(4,629,485,868)	-	(4,629,485,868)	1,428,374,237

**Water and Sanitation Development Project
Annual Report and Financial Statements
For the Year ended 30 June, 2022**

The accounting policies and explanatory notes to these financial statements are an integral part of the financial Statements.



Principal Secretary

Name: Dr. (Eng.) Joseph Njoroge, CBs

Date:



Wilfred Amwata

Project Coordinator

Date: 10/11/2022



Head of Accounting Unit:

Name: Agnes Waweru

ICPAKNO: 5514

Date: 10/11/2022

7. STATEMENT OF FINANCIAL ASSETS AND LIABILITIES AS AT 30 June, 2022

	Note	2021-2022	2020-,2021
		KShs	KShs
FINANCIAL ASSETS			
Cash and Cash Equivalents			
Bank Balances	8	1,428,374,239	4,831,436,975
Cash Balances		-	-
Cash Equivalents (short-term deposits)		-	-
Total Cash and Cash Equivalents		1,428,374,239	4,831,436,975
TOTAL FINANCIAL ASSETS		1,428,374,239	4,831,436,975
FINANCIAL LIABILITIES		-	-
Payables- Deposits and Retentions		-	-
NET ASSETS		1,428,374,239	4,831,436,975
REPRESENTED BY			
Fund balance b/fwd	9	4,831,436,975	201,951,107
Surplus/Deficit		(3,403,062,737)	4,629,485,868
NET FINANCIAL POSITION		1,428,374,239	4,831,436,975


The accounting policies and explanatory notes to these financial statements form an integral part of the financial statements. The financial statements were approved on 10/11/2022 2022 and signed by:



Principal Secretary
Name: Dr. (Eng.) Joseph Njoroge, CBS



Wilfred Amwata
Project Coordinator



Head of Accounting Unit:
Name: Agnes Waweru
ICPAKNO: 5514

*Water and Sanitation Development Project
Annual Report and Financial Statements
For the Year ended 30 June, 2022*


8. STATEMENT OF CASH FLOW FOR THE YEAR ENDED 30 JUNE, 2022

		2021- 2022	2020-2021
	Note	KShs	KShs
CASHFLOW FROM OPERATING ACTIVITIES			
Receipts from operating activities			
Transfer from Government entities	2	90,000,000	80,000,000
Miscellaneous receipts	3	152,765,163	39,419,239
Payments from operating activities			
Compensation of employees	4	(16,460,547)	(1,257,344)
Purchase of goods and services	5	(911,816,265)	(211,301,981)
Other grants and payments	6	(3,649,112,814)	(2,211,797,940)
Net cash flow from operating activities		(4,577,389,626)	(2,304,938,026)
CASHFLOW FROM INVESTING ACTIVITIES			
Acquisition of non-financial assets	7	(1,930,332,065)	(1,255,936,808)
Net cash flows from Financing Activities		(1,930,332,065)	
Proceeds from Foreign Borrowings	1	2,861,893,790	8,190,360,701
Net cash flow from financing activities		2,861,893,790	8,190,360,701
NET INCREASE IN CASH AND CASH EQUIVALENTS		(3,403,062,737)	4,629,485,868
Cash and cash equivalent at the beginning of the year		4,831,436,975	201,951,107
Cash and cash equivalent at END of the period		1,428,374,239	4,831,436,975


The accounting policies and explanatory notes to these financial statements form an integral part of the financial statements. The entity financial statements were approved on 15/11 2022 and signed by:



Principal Secretary
Name: Dr. (Eng.) Joseph Njoroge, CBs



Wilfred Amwata
Project Coordinator



Head of Accounting Unit:
Name: Agnes Waweru
ICPAKNO: 5514

*Water and Sanitation Development Project
Annual Report and Financial Statements
For the Year ended 30 June, 2022*

**9. STATEMENT OF COMPARATIVE BUDGET AND ACTUAL AMOUNTS FOR THE YEAR ENDED-
30 JUNE, 2022**

Receipts/Payments Item	Original Budget	Adjustments	Final Budget	Actual on Comparable Basis	Utilization Difference	% of Utilization
	a	b	c=a+b	d	c-d	e=d/c %
Receipts						
Transfer from Government entities	90,000,000	-	90,000,000	90,000,000	-	100%
Proceeds from borrowings	7,000,000,000	(2,500,000,000)	4,500,000,000	3,411,097,215	1,088,902,785	76%
Miscellaneous Receipts	-	-	-	152,765,163	-	100%
Total Receipts	7,090,000 000	(2,500,000,000)	4,590,000,000	3,653,862,378	1,088,902,785	
Payments						
Compensation of employee	17,000,000	-	17,000,000	16,460,547	539,453	97%
Purchase of goods and services	920,000,000	-	920,000,000	911,816,265	8,183,735	99%
Acquisition of non-financial assets	2,490,000,000	(400,000,000)	2,090,000,000	2,479,535,490	(389,535,490)	118.6%
Other Grants and transfers	3,663,000,000	(2,100,000,000)	1,563,000,000	3,649,112,814	(2,086,112,814)	233.5%
Total Payments	7,090,000 000	(2,500,000,000)	4,590,000 000	7,056,925,116	(2,086,112,814)	
Surplus/Deficit	-	-	-	(3,403,062,738)	3,555,827,901	

Note: The significant budget utilisation/performance differences in the last column are explained below:

- (i). Low absorption on proceeds from borrowings at 76% was due to late approval of County Government Bill 2021 that could not allow second disbursement of funds to the counties before closure of the Financial Year. The funds were disbursed by the World Bank to the project designated account.
- (ii). Over expenditure of Acquisition of non-financial assets at 118.6% and Other grants and transfers at 233.5% was due to expenditure of part of 2021/2022 FY balances in the project account totalling to Kshs. 4,831,436,976.

Principal Secretary
Dr. (Eng.) Joseph Njoroge, CBs

Date:

Wilfred Amwata
Project Coordinator

Date: 18/11/2022

Head of Accounting Unit:
Name: Agnes Waweru
ICPAKNO: 5514

Date: 18/11/2022

10. SIGNIFICANT ACCOUNTING POLICIES

The principal accounting policies adopted in the preparation of these financial statements are set out below:

10. Basis of Preparation

10.1 Statement of compliance and basis of preparation

The financial statements have been prepared in accordance with Cash-basis IPSAS financial reporting under the cash basis of accounting, as prescribed by the PSASB and set out in the accounting policy note below. This cash basis of accounting has been supplemented with accounting for; a) receivables that include imprests and salary advances and b) payables that include deposits and retentions. The financial statements comply with and conform to the form of presentation prescribed by the PSASB. The accounting policies adopted have been consistently applied to all the periods presented.

10.2 Reporting entity

The financial statements are for the Project under National Government of Kenya. The financial statements encompass the reporting entity as specified in the relevant legislation PFM Act 2012 .

10.3 Reporting currency

The financial statements are presented in Kenya Shillings (KShs), which is the functional and reporting currency of the Project and all values are rounded to the nearest Kenya Shilling.

10.4 Significant Accounting Policies

a) Recognition of receipts

The Project recognises all receipts from the various sources when the event occurs, and the related cash has actually been received by the Government.

i) Transfers from the Exchequer

Transfer from Exchequer is being recognized in the books of accounts when cash is received. Cash is considered as received when payment instruction is issued to the bank and notified to the receiving entity.

Significant Accounting Policies (Continued)

ii) External Assistance

External assistance is received through grants and loans from multilateral and bilateral development partners.

iii) Other receipts

These include Appropriation-in-Aid and relates to receipts such as proceeds from disposal of assets and sale of tender documents. These are recognized in the financial statements the time associated cash is received.

b) Donations and grants

Grants and donations shall be recognized in the books of accounts when cash is received. Cash is considered as received when a payment advice is received by the recipient entity or by the beneficiary. In case of grant/donation in kind, such grants are recorded upon receipt of the grant item and upon determination of the value. The date of the transaction is the value date indicated on the payment advice.

c) Proceeds from borrowing

Borrowing includes Treasury bill, treasury bonds, corporate bonds, sovereign bonds and external loans acquired by the Project or any other debt the Project may take on will be treated on cash basis and recognized as a receipt during the period they were received.

d) Undrawn external assistance

These are loans and grants at reporting date as specified in a binding agreement and relate to funding for the Project currently under development where conditions have been satisfied or their ongoing satisfaction is highly likely and the project is anticipated to continue to completion. An analysis of the Project's undrawn external assistance is shown in the funding summary

e) Recognition of payments

The Project recognises all payments when the event occurs, and the related cash has actually been paid out by the Project.

- Significant Accounting Policies (Continued)

i) Compensation of employees

Salaries and Wages, Allowances, Statutory Contribution for employees are recognized in the period when the compensation is paid.

ii) Use of goods and services

Goods and services are recognized as payments in the period when the goods/services are consumed and paid for. If not paid for during the period where goods/services are consumed, they shall be disclosed as pending bills.

iii) Interest on borrowing

Borrowing costs that include interest are recognized as payment in the period in which they incurred and paid for.

iv) Repayment of borrowing (principal amount)

The repayment of principal amount of borrowing is recognized as payment in the period in which the repayment is made. The stock of debt is disclosed as an annexure to the consolidated financial statements.

v) Acquisition of fixed assets

The payment on acquisition of property plant and equipment items is not capitalized. The cost of acquisition and proceeds from disposal of these items are treated as payments and receipts items respectively. Where an asset is acquired in a non-exchange transaction for nil or nominal consideration and the fair value of the asset can be reliably established, a contra transaction is recorded as receipt and as a payment.

A fixed asset register is maintained by each public entity and a summary provided for purposes of consolidation. This summary is disclosed as an annexure to the consolidated financial statements.

10.5 In-kind donations

In-kind contributions are donations that are made to the Project in the form of actual goods and/or services rather than in money or cash terms. These donations may include vehicles, equipment or personnel services. Where the financial value received for in-kind contributions can be reliably

Significant Accounting Policies (Continued)

determined, the Project includes such value in the statement of receipts and payments both as receipts and as payments in equal and opposite amounts; otherwise, the contribution is not recorded.

10.6 Cash and cash equivalents

Cash and cash equivalents comprise cash on hand and cash at bank, short-term deposits on call and highly liquid investments with an original maturity of three months or less, which are readily convertible to known amounts of cash and are subject to insignificant risk of changes in value. Bank account balances include amounts held at the Central Bank of Kenya and at various commercial banks at the end of the reporting period. For the purposes of these financial statements, cash and cash equivalents also include short term cash imprests and advances to authorised public officers and/or institutions which were not surrendered or accounted for at the end of the reporting period.

Restriction on cash

Restricted cash represents amounts that are limited/restricted from being used to settle a liability for at least twelve months after the reporting period. This cash is limited for direct use as required by stipulation. Amounts maintained in deposit bank accounts are restricted for use in refunding third part deposits.

10.7 Accounts receivable

For the purposes of these financial statements, imprests and advances to authorised public officers and/or institutions which were not surrendered or accounted for at the end of the reporting period is treated as receivables. This is in recognition of the government practice where the imprest payments are recognized as payments when fully accounted for by the imprest or AIE holders. This is an enhancement to the cash accounting policy. Other accounts receivables are disclosed in the financial statements.

10.9 Imprests and Advances

For the purposes of these financial statements, imprests and advances to authorised public officers and/or institutions which were not surrendered or accounted for at the end of the financial year is treated as receivables. This is in recognition of the government practice where the imprest payments are recognized as payments when fully accounted for by the imprest or AIE holders. This is an

Significant Accounting Policies (Continued)

enhancement to the cash accounting policy. Other accounts receivables are disclosed in the financial statements

10.10 Contingent Liabilities

A contingent liability is:

- a) A possible obligation that arises from past events and whose existence will be confirmed only by the occurrence or non-occurrence of one or more uncertain future events not wholly within the control of the entity; or
- b) A present obligation that arises from past events but is not recognised because:
 - i) It is not probable that an outflow of resources embodying economic benefits or service potential will be required to settle the obligation; or
 - ii) The amount of the obligation cannot be measured with sufficient reliability.

Some of contingent liabilities may arise from: litigation in progress, guarantees, indemnities. Letters of comfort/ support, insurance, Public Private Partnerships,

The Entity does not recognize a contingent liability but discloses details of any contingencies in the notes to the financial statements unless the possibility of an outflow of resources embodying economic benefits or service potential is remote.

Annex 5 of this financial statement is a register of the contingent liabilities in the year.

10.11 Contingent Assets

(The Entity) does not recognize a contingent asset, but discloses details of a possible asset whose existence is contingent on the occurrence or non-occurrence of one or more uncertain future events not wholly within the control of (the Entity) in the notes to the financial statements. Contingent assets are assessed continually to ensure that developments are appropriately reflected in the financial statements.

If it has become virtually certain that an inflow of economic benefits or service potential will arise and the asset's value can be measured reliably, the asset and the related revenue are recognized in the financial statements of the period in which the change occurs.

10.12 Pending bills

Pending bills consist of unpaid liabilities at the end of the financial year arising from contracted goods or services during the year or in past years. As pending bills do not involve the payment of cash in the

Significant Accounting Policies (Continued)

reporting period, they recorded as ‘memorandum’ or ‘off-balance’ When the pending bills are finally settled, such payments are included in the statement of receipts and payments in the year in which the payments are made.

11 Pending bills

Pending bills consist of unpaid liabilities at the end of the reporting period arising from contracted goods or services during the period or in past years. As pending bills do not involve the payment of cash in the reporting period, they recorded as ‘memorandum’ or ‘off-balance’ items to provide a sense of the overall net cash position of the Project at the end of the period. When the pending bills are finally settled, such payments are included in the statement of receipts and payments in the period in which the payments are made.

12 Budget

The budget is developed on a comparable accounting basis (cash basis), the same accounts classification basis (except for accounts receivable - outstanding imprest and clearance accounts and accounts payable - deposits, which are accounted for on an accrual basis), and for the same period as the financial statements. The Project’s budget was approved as required by Law and National Treasury Regulations, as well as by the participating development partners, as detailed in the Government of Kenya Budget Printed Estimates for the year. The Development Projects are budgeted for under the MDAs but receive budgeted funds as transfers and account for them separately. These transfers are recognised as inter-entity transfers and are eliminated upon consolidation.

A high-level assessment of the Project’s actual performance against the comparable budget for the financial year/period under review has been included in an annex to these financial statements.

13 Third party payments

Included in the receipts and payments, are payments made on its behalf by to third parties in form of loans and grants. These payments do not constitute cash receipts and payments and are disclosed in the payment to third parties’ column in the statement of receipts and payments.

During the period Kshs 549,203,425 being loan disbursements were received in form of direct payments from third parties.

Significant Accounting Policies (Continued)

14 Exchange rate differences

The accounting records are maintained in the functional currency of the primary economic environment in which the Project operates, Kenya Shillings. Transactions in foreign currencies during the year/period are converted into the functional currency using the exchange rates prevailing at the dates of the transactions. Any foreign exchange gains and losses resulting from the settlement of such transactions and from the translation at period-end exchange rates of monetary assets and liabilities denominated in foreign currencies are recognised in the statements of receipts and payments.

15 Comparative figures

Where necessary comparative figures for the previous financial year/period have been amended or reconfigured to conform to the required changes in financial statement presentation.

16 Errors

Material prior period errors shall be corrected retrospectively in the first set of financial statements authorized for issue after their discovery by: i. Restating the comparative amounts for prior period(s) presented in which the error occurred; or ii. If the error occurred before the earliest prior period presented, restating the opening balances of assets, liabilities and net assets/equity for the earliest prior period presented.

*Water and Sanitation Development Project
Annual Report and Financial Statements
For the Year ended 30 June, 2022*

11. NOTES TO THE FINANCIAL STATEMENTS

1.LOAN FROM EXTERNAL DEVELOPMENT PARTNERS

During the period to 30 June, 2022 we received funding from development partners in form of loans negotiated by the National Treasury as detailed in the table below:

	Date received	2021-2022			2020-2021	
		Amount Received in Donor Currency	Loan Received in Cash	Loans received as direct payment	Total Receipts	Total Receipts
IDA		Euro	KShs		KShs	KShs
	30.6.2022	2,565,799		293,543,634	293,543,634	
	30.6.2021					1,218,916,458
	30.6.2021	1,685,634				215,852,733
	30.6.2022	12,052,468	1,509,911,512		1,509,911,512	
	24.6.2021	16,598,888				2,125,759,813
	24.6.2021	284,155				30,631,811
	24.6.2021					43,517,218
	24.6.2021					98,836,567
	24.6.2021	748,125				81,038,667
	23.5.2022	290,363		34,733,800	34,733,800	
	23.3.2021	453,156				52,172,893
	15.2023	779,473				101,918,944
	6.4.2022	2,919,263.23	368,790,232		368,790,232	
	16.11.2021	9787962				1245717860
	20.1.2021	17,000,000				2,268,099,200
	17.11.2021	793,767				103,552,318
	18.2.2022	736,995		92,132,065	92,132,065	
	3.2.2022	1,207,631	154,470,578		154,470,578	
	3.1.2022	449,666		56,451,074	56,451,07	
	10.1.2022	167,045		20,212,381	20,212,381	
	13.12.2019	5,000,000				562,693,000
	25.10.2019	466,494				53,335,052

Water and Sanitation Development Project
Annual Report and Financial Statements
For the Year ended 30 June, 2022

	21.1.2022	4,788,134	615,627,164		615,627,164	
	21.1.2022	1,666,932	213,094,305		213,094,305	
	16.11.2021	7,101,774	910,543,376			910,543,376
	20.4.2020	844,504				96,600,182
	19.6.2020	866,079				103,642,081
	13.9.2019	858,050				93,790,032
	20.12.2019	919,440				104,558,389
Total		91,031,797	2,861,893,790	549,203,425	3,411,097,215	9,511,176,594

2. RECEIPTS FROM GOVERNMENT OF KENYA

These represent counterpart funding and other receipts from government as follows:

	2021-2022	2020-2021	Cumulative
	KShs	KShs	
<i>Counterpart Funding through MoWSI</i>			
GOK Counterpart funds	90,000,000	80,000,000	170,000,000
Total	90,000,000	80,000,000	170,000,000

3. MISCELLANEOUS RECEIPTS

	Period ended June, 2022			Comparative period June 2021	Total Receipts
	Receipts controlled by the entity in Cash	Receipts controlled by third parties	Total Receipts	Receipts controlled by the entity in Cash	
	KShs	KShs	KShs		KShs
Interest on deposit and other receipts	152,765,163		152,765,163	39,412,239	192,184,402
Total	152,765,163		152,765,163	39,412,239	192,184,404

*Water and Sanitation Development Project
Annual Report and Financial Statements
For the Year ended 30 June, 2022*

Notes to the Financial Statements (Continued)

4. COMPENSATION OF EMPLOYEES

	2021-2022			2020-2021	Cumulative to date.
	Payments made by the Entity in Cash	Payments made by third parties	Total Payments	Total Payments	
-	KShs	KShs	KShs	KShs	Kshs
Employees Compensation	16,460,547		16,460,547	1,257,344	17,717,891
Total	16,460,547		16,460,547	1,257,344	17,717,891

5. PURCHASE OF GOODS AND SERVICES

	2021- 2022			2020-2021	Cumulative to-date
	Payments made by the Entity in Cash	Payments made by third parties	Total Payments	Total Payments	
	KShs	KShs	KShs	KShs	
Communication, supplies and services	1,935,400	-	1,935,400	1,717,000	5,740,628
Domestic travel and subsistence	83,201,732	-	83,201,732	31,226,626	114,428,358
Printing, advertising and information supplies	4,757,754	-	4,757,754	10,643,318	26,374,431
Workshops and training	5,339,061	-	5,339,061		6,274,901
Postage services		-		31,540	31,540
Purchase of stationaries	2,597,133	-	2,597,133	1,957,025	4,554,158
Hospitality supplies and services	21,435,567	-	21,435,567	7,183,018	29,953,788
Insurance costs	5,551,286	-	5,551,286	9,802,681	18,407,687
Consultancy services costs	659,494,355	-	659,494,355	133,824,505	820,783,190
Fuel expense		-		11,765,290	

*Water and Sanitation Development Project
Annual Report and Financial Statements
For the Year ended 30 June, 2022*

	2021- 2022			2020-2021	Cumulative to-date
	Payments made by the Entity in Cash	Payments made by third parties	Total Payments	Total Payments	
	25,587,032		25,587,032		39,652,322
Other operating payments	4,981,328	-	4,981,328	527,966	5,559,214
Routine Maintenance	62,746,796	-	62,746,796	2,623,013	65,369,809
RAP compensation	34,188,820	-	34,188,820	-	34,188,820
Total	911,816,265	=	911,816,265	211,301,981	<u>1,171,318,846</u>

6. ACQUISITION OF NON-FINANCIAL ASSETS

	2021,-2022			2020-2021	Comparative period
	Payments made by the Entity in Cash	Payments made by third parties	Total Payments	Total Payments	
	KShs	KShs	KShs	KShs	
Construction of civil works	1,756,423,891	549,203,425	2,305,627,136	728,067,425	4,382,577,519
Purchase of vehicles & other transport equipment	162,558,266		162,558,266	147,710,818	749,287,038
Purchase of office furniture & general equipment	11,349,908		11,349,908	18,183,798	47,954,107
Total	<u>1,930,332,065</u>	<u>549,203,425</u>	<u>2,479,535,310</u>	<u>893,962,041</u>	5,179,818,664

*Water and Sanitation Development Project
Annual Report and Financial Statements
For the Year ended 30 June, 2022*

7. Other Grants, Transfers and Payments

	Payments made by the Entity in Cash	Payments made by third parties	Total Payments	Total Payments	Cumulative to-date
	2021-2022			2020-2021	
	KShs	KShs	KShs	KShs	
CLSG (Conditional Liquidity Support Grant)	3,649,112,814	-	3,649,112,814	2,211,797,940	5,860,910,754
		-	-	-	
Total	3,649,112,814	-	3,649,112,814	2,211,797,940	5,860,910,754

8 Bank Balances

Bank Account	2021-2022	2020-2021
	KShs	KShs
Bank accounts (Note 8)		
Central Bank of Kenya [A/c No.....(MoWSI	132,819,158	2,198,497,632
Kwale County	10,208,128	186,503,544
Coast Water Works Development Agency	66,491,091	167,080,353
Mombasa county	87,006,476	373,801,176
Water Sector Trust Fund	128,613,026	971,085,818
Northern Water Works Development	55,560,805	49,331,614
Water Services Regulatory Board	21,725,945	19,744,850
Kilifi County	380,157,655	381,790,777
Wajir County	173,298,730	145,035,656
Garissa County	223,177,810	228,004,435
Taita Taveta County	149,315,415	110,561,121
Total	1,428,374,239	4,831,436,976

*Water and Sanitation Development Project
Annual Report and Financial Statements
For the Year ended 30 June, 2022*

Notes to the Financial Statements (Continued)

9. Fund balance brought forward

Description	2021-2022	2020-2021
	Kshs	Kshs
Bank accounts	4,831,436,976	201,951,107
Total	4,831,436,976	201,951,107

10. Other Important Disclosures

i) Special Deposit Accounts Movement Schedule

Description	2021-2022	2020-2021
	Kshs	Kshs
(i) A/C Name :Water and Sanitation Development Account.[A/c No. 1000394177]		
Opening balance	1,408,760,350	661,886,799
Total amount deposited in the account	1,110,750,122	1,992,591,410
Total amount withdrawn	1,509,911,512	1,245,717,859
Closing balance (as per SDA bank account reconciliation attached)	<u>1,009,598,960</u>	<u>1,408,760,350</u>
(ii) A/c Name: Water and Sanitation Development Account [A/c N0.1000352008]		
Opening balance (as per the SDA reconciliation)	205,912,612	114,738,182
Total amount deposited in the account	1,661,953,729	5,601,048,082
Total amount withdrawn	1,849,055,233	5,509,873,652
Closing balance (as per SDA bank account reconciliation attached)	<u>188,191,108</u>	<u>205,912,612</u>

ii) Amount in Central Bank of Kenya bank statement and not in the cash book.

This amount relates to 2% withholding VAT which by mistake was paid to KRA IFMIS twice from one payment voucher (Francis Muriuki)

iii) Interests on Deposits

Water Sector Trust Fund opened interest earning project account at Equity Bank and the interest is on deposits.

**Water and Sanitation Development Project
Annual Report and Financial Statements
For the Year ended 30 June, 2022**

12. PROGRESS ON FOLLOW UP OF PRIOR YEAR AUDITOR'S RECOMMENDATIONS

The following is the summary of issues raised by the external auditor, and management comments that were provided to the auditor. We have nominated focal persons to resolve the various issues as shown below with the associated time frame within which we expect the issues to be resolved.

Reference No. on the external audit report	Issue / Observations from Auditor	Management comments	Focal Point person to resolve the issue (Name and designation)	Status: (Resolved / Not Resolved)
1	<p>Budget Absorption</p> <p>The financing agreement was entered on 21/6/2017 between Republic of Kenya and International Development Association to finance improvement of water supply and sanitation services in selected Coastal and Northern Eastern regions in Kenya. The project for a duration of 5 years from June 2017 to October 2022 with an approved budget of USD 330 Million (Approx.33 Billion Kenya Shillings). One and half years after signing the agreement, the project had only absorbed Kshs 341,298,211 representing 1.34% of the total project funding. In addition, a comparison of the budget and actual amount showed that project utilizes 13.4% of the total budget for the year under review. The low budget absorption could result to non-achievement of the project objectives.</p>	<p>The first disbursement to counties of Kshs 563m was done on 8th January, 2020. There was delay in submission of Statement of Expenditure with supporting documents for the advance granted and no second disbursement was done to counties in the Financial Year under review.</p>	<p>Wilfred Amwata Project Coordinator</p>	<p>This was resolved. In the Financial year under review two disbursements were made to the counties. Total budget absorption was 99%</p>


**Water and Sanitation Development Project
Annual Report and Financial Statements
For the Year ended 30 June, 2022**

Reference No. on the external audit Report	Issue / Observations from Auditor	Management comments	Focal Point person to resolve the issue (Name and designation)	Status: (Resolved / Not Resolved)
2	<p>Delays in signing the Subsidiary Agreement with Participating Counties.</p> <p>Article V of the financing agreement on effectiveness required the execution of the subsidiary agreement on behalf of the recipient and the project implementing entity before the 120 days after the signing of the financing agreement. It was noted that the participating agreements were entered into on 14th June, 2019 more than one and half year since deadline. The delay in signing the agreements has negatively impacted the disbursements of the project funds to the implementing entities and consequently delay in the achievement of the project objectives.</p>	<p>There was delay in Signing of Subsidiary Agreement between Government and Coast Water Works Development Agency that was the only condition for project effectiveness (9th March, 218) This was due to the complex nature of implementation of WSDP. For the counties to receive the proceeds of the Credit, a subsidiary loan/grant/Participation Agreement had to be executed. The delay in finalizing the Agreement (s) was due to the change of execution arrangements.</p>	<p>Wilfred Amwata Project Coordinator</p>	Resolved




Principal Secretary
Name: Dr. (Eng.) Joseph Njoroge, CBS

Date: _____



Wilfred Amwata
Project Coordinator

Date: 10/11/2022



Head of Accounting Unit:
Name: Agnes Waweru
ICPAKNO: 5514

Date: 10/11/2022

*Water and Sanitation Development Project
Annual Report and Financial Statements
For the Year ended 30 June, 2022*

13. Annexes

Annex 1 - Variance explanations - Comparative Budget and Actual amounts for FY 2021-2022

	Final Budget	Actual on Comparable Basis	Budget Utilization Difference	% of Utilization	Comments on Variance (below 90% and over 100%)
	a	b	c=a-b	d=b/a %	
Receipts					
Transfer from Government entities	90,000,000	90,000,000	-	100%	
Proceeds from borrowings	4,500,000,000	3,411,097,215	1,088,902,785	76%	i
Miscellaneous Receipts	-	152,765,163	-		
Total Receipts	4,590,000,000	3,653,862,378	1,088,902,785		
Payments					
Compensation of employees	17,000,000	16,460,547	539,453	97%	
Purchase of goods and services	920,000,000	911,816,265	8,183,735	99%	
Acquisition of non-financial assets	2,090,000,000	2,479,535,490	(389,535,490)	118.6%	ii
Other grants and transfers	1,563,000,000	3,649,112,814	(2,086,112,814)	233.5%	ii
Total payments	4,590,000,000	7,056,925,116	(2,086,112,814)		
Surplus/Deficit	-	(3,403,062,738)	3,555,827,901		

Comments on;

- (i). Low absorption on proceeds from borrowings at 76% was due to late approval of County Government Bill 2021 that could not allow second disbursement of funds to the counties before closure of the Financial Year. The funds were disbursed by the World Bank to the project designated account.
- (ii). Over expenditure of Acquisition of non-financial assets at 118.6% and Other grants and transfers at 233.5% was due to expenditure of part of 2021/2022 FY balances in the project account totalling to Kshs. 4,831,436,976.

APPENDICES

- (i). Bank Reconciliation
- (ii). Confirmation of funds to the implementing agencies.
- (iii). Central Bank of Kenya certificate of balances.



REPUBLIC OF KENYA

MINISTRY OF WATER AND SANITATION AND IRRIGATION

WSDP JUNE 2022 BANK RECONCILIATION STATEMENT

	SHS	CTS	SHS	CTS
Balance as per Bank Statement			162,930,700	55
LESS: -payments in cashbook not in Bank statement			(52,662,000)	(50)
-Receipts in Bank Statement not in Cashbook	Nil			
ADD: -Payments in Bank statement not in cash book			50,458	10
-Receipts in cash book not in Bank statement (GoK Exchequer)			22,500,000	00
Balance as per the cashbook			132,819,158	15

STA1 Rndate : 13 JUL 2022

CEN Runtime : 09:44:41

BAN Customer number : 145029

P.O. Account number : 1000457201

NAIF Account name : WATER AND SANITATION DEV PRO WSDP-KES

STA1 Opening Balance : 175,603,215.65

No.	Txn. Date	Value Date	Reference	Transaction	Dr. Amount	Cr. Amount	Balance
1	2-Jun-22	2-Jun-22	FT22153PC	Outward R' 40000543 MIN OF WATER SANITATION IRRIGATION:CBK NELSON KIRUI /REC/0040000543 IMP3668733	18,900.00		0 175,584,315.65
2	2-Jun-22	2-Jun-22	FT22153TT	Outward R' 40000545 MIN OF WATER SANITATION IRRIGATION:CBK ANGELINE KATHINI MWANZIA /REC/0040000545 IMP4625686	33,600.00		0 175,550,715.65
3	2-Jun-22	2-Jun-22	FT22153X0	Outward R' 40000540 MIN OF WATER SANITATION IRRIGATION:CBK CALVINCE OUMA OTIENO /REC/0040000540 IMP3668734	33,600.00		0 175,517,115.65
4	2-Jun-22	2-Jun-22	FT221534C	Outward R' 40000546 MIN OF WATER SANITATION IRRIGATION:CBK MICHAEL NYAMUNGA OKECH /REC/0040000546 IMP4625697	33,600.00		0 175,483,515.65
5	2-Jun-22	2-Jun-22	FT22153Qf	Outward R' 40000541 MIN OF WATER SANITATION IRRIGATION:CBK CHEMERIL CHEPYEGON /REC/0040000541 IMP4625696	33,600.00		0 175,449,915.65
6	2-Jun-22	2-Jun-22	FT22153W	Outward R' 40000542 MIN OF WATER SANITATION IRRIGATION:CBK WILFRED OTUNDO AMWATA /REC/0040000542 IMP4625695	42,000.00		0 175,407,915.65
7	2-Jun-22	2-Jun-22	FT22153QC	Outward R' 40000544 MIN OF WATER SANITATION IRRIGATION:999999 SOPHIA ATIENO OPIYO	42,000.00		0 175,365,915.65

8	8-Jun-22	8-Jun-22	FT22159Vk	40000544 IMP4625698 Outward R'	175,020.00	0	175,190,895.65
				40000549 MIN OF WATER SANITATION IRRIGATION:CBK EASTERN AND SOUTHERN AFRICAN MANAGE /REC/0040000549 STD09257			
9	8-Jun-22	8-Jun-22	FT221598B	40000552 Outward R'	256,696.00	0	174,934,199.65
				40000552 MIN OF WATER SANITATION IRRIGATION:CBK EASTERN AND SOUTHERN AFRICAN MANAGE /REC/0040000552 STD09260			
10	8-Jun-22	8-Jun-22	FT22159Gz	40000551 Outward R'	256,696.00	0	174,677,503.65
				40000551 MIN OF WATER SANITATION IRRIGATION:CBK EASTERN AND SOUTHERN AFRICAN MANAGE /REC/0040000551 STD09259			
11	8-Jun-22	8-Jun-22	FT22159CX	40000550 Outward R'	256,696.00	0	174,420,807.65
				40000550 MIN OF WATER SANITATION IRRIGATION:CBK EASTERN AND SOUTHERN AFRICAN MANAGE /REC/0040000550 STD09258			
12	8-Jun-22	8-Jun-22	FT221593J	40000548 Outward R'	326,704.00	0	174,094,103.65
				40000548 MIN OF WATER SANITATION IRRIGATION:CBK EASTERN AND SOUTHERN AFRICAN MANAGE /REC/0040000548 STD09256			
13	8-Jun-22	8-Jun-22	FT22159XC	40000554 Outward R'	518,591.00	0	173,575,512.65
				40000554 MIN OF WATER SANITATION IRRIGATION:999999 DANIEL KIHARA MUTUNE 40000554 IMP4625690			
14	8-Jun-22	8-Jun-22	FT22159PT	40000555 Outward R'	655,106.00	0	172,920,406.65
				40000555 MIN OF WATER SANITATION IRRIGATION:999999 ALUOCH OTIENO SAMUEL ALIMA 40000555 IMP4625693			
15	8-Jun-22	8-Jun-22	FT221595B	40000547 Outward R'	675,409.00	0	172,244,997.65
				40000547 MIN OF WATER SANITATION IRRIGATION:CBK			

				VIRGINIA WAMBUI WAWERU /REC/0040000547 IMP4625694			
16	8-Jun-22	8-Jun-22	FT221599L	Outward R` 40000556 MIN OF WATER SANITATION IRRIGATION:CBK SIMON KIHARA NDUNG'U /REC/0040000556 IMP4625692	789,755.00	0	171,455,242.65
17	8-Jun-22	8-Jun-22	FT22159DC	Outward R` 40000553 MIN OF WATER SANITATION IRRIGATION:CBK WILFRED OTUNDO AMWATA /REC/0040000553 IMP4625691	789,755.00	0	170,665,487.65
18	14-Jun-22	14-Jun-22	FT22165J2	Outward R` 40000570 MIN OF WATER SANITATION IRRIGATION:CBK DAVID KIRAGU THIONGO /REC/0040000570 STD10053	9,000.00	0	170,656,487.65
19	14-Jun-22	14-Jun-22	FT221656N	Outward R` 40000576 MIN OF WATER SANITATION IRRIGATION:CBK NELSON KIRUI /REC/0040000576 IMP4658803	29,400.00	0	170,627,087.65
20	14-Jun-22	14-Jun-22	FT2216530	Outward R` 40000578 MIN OF WATER SANITATION IRRIGATION:CBK DAVID MUTINDA NDUNDA /REC/0040000578 IMP4658802	29,400.00	0	170,597,687.65
21	14-Jun-22	14-Jun-22	FT22165H2	Outward R` 40000579 MIN OF WATER SANITATION IRRIGATION:CBK THOMAS M MWAULA /REC/0040000579 IMP4658810	33,600.00	0	170,564,087.65
22	14-Jun-22	14-Jun-22	FT2216567	Outward R` 40000580 MIN OF WATER SANITATION IRRIGATION:CBK MANDE MULI /REC/0040000580 IMP3668749	37,800.00	0	170,526,287.65
23	14-Jun-22	14-Jun-22	FT221650Z	Outward R` 40000574	44,800.00	0	170,481,487.65

				MIN OF WATER SANITATION IRRIGATION:CBK SUSAN NYAWIRA GITARI /REC/0040000574 IMP4658815			
24	14-Jun-22	14-Jun-22	FT22165KC	Outward R` 40000572 MIN OF WATER SANITATION IRRIGATION:CBK DENIS OCHIENG OUKO /REC/0040000572 IMP4658813	44,800.00	0	170,436,687.65
25	14-Jun-22	14-Jun-22	FT22165J8	Outward R` 40000571 MIN OF WATER SANITATION IRRIGATION:999999 SOPHIA ATIENO OPIYO 40000571 IMP4658816	56,000.00	0	170,380,687.65
26	14-Jun-22	14-Jun-22	FT22165LC	Outward R` 40000565 MIN OF WATER SANITATION IRRIGATION:CBK CAROL KAMENE NZUKI /REC/0040000565 IMP4658808	58,800.00	0	170,321,887.65
27	14-Jun-22	14-Jun-22	FT221659X	Outward R` 40000566 MIN OF WATER SANITATION IRRIGATION:CBK JACINTA NCOONO /REC/0040000566 IMP4658805	58,800.00	0	170,263,087.65
28	14-Jun-22	14-Jun-22	FT22165QJ	Outward R` 40000560 MIN OF WATER SANITATION IRRIGATION:CBK CATHERINE MUTHOKI MUTWIWA /REC/0040000560 IMP4658809	58,800.00	0	170,204,287.65
29	14-Jun-22	14-Jun-22	FT22165YR	Outward R` 40000567 MIN OF WATER SANITATION IRRIGATION:CBK MUTUKU M FESTUS /REC/0040000567 IMP4658807	58,800.00	0	170,145,487.65
30	14-Jun-22	14-Jun-22	FT22165DF	Outward R` 40000568 MIN OF WATER SANITATION IRRIGATION:CBK VIRGINIA WAMBUI WAWERU /REC/0040000568 STD09922	65,561.00	0	170,079,926.65
31	14-Jun-22	14-Jun-22	FT22165LN	Outward R`	67,200.00	0	170,012,726.65

				40000575 MIN OF WATER SANITATION IRRIGATION:CBK STEPHEN MBUTEI NDEGE /REC/0040000575 IMP3668747			
32	14-Jun-22	14-Jun-22	FT22165FZ	Outward R` 40000561 MIN OF WATER SANITATION IRRIGATION:CBK RAPHAEL MWAURA NGUGI /REC/0040000561 IMP3668748	67,200.00	0	169,945,526.65
33	14-Jun-22	14-Jun-22	FT22165QX	Outward R` 40000573 MIN OF WATER SANITATION IRRIGATION:CBK MAGDALINE TOROITICH KOMEN /REC/0040000573 IMP3668746	67,200.00	0	169,878,326.65
34	14-Jun-22	14-Jun-22	FT22165LLI	Outward R` 40000563 MIN OF WATER SANITATION IRRIGATION:CBK EVERLINE KWAMBOKA NYAREGA /REC/0040000563 IMP4658801	67,200.00	0	169,811,126.65
35	14-Jun-22	14-Jun-22	FT22165L9	Outward R` 40000562 MIN OF WATER SANITATION IRRIGATION:CBK LOISE NJOKI KINYANJUI /REC/0040000562 IMP3668745	84,000.00	0	169,727,126.65
36	14-Jun-22	14-Jun-22	FT22165T\	Outward R` 40000564 MIN OF WATER SANITATION IRRIGATION:CBK JOHN MBUGUA GATHUNGU /REC/0040000564 IMP4625699	84,000.00	0	169,643,126.65
37	14-Jun-22	14-Jun-22	FT221654V	Outward R` 40000577 MIN OF WATER SANITATION IRRIGATION:CBK SAMUEL THOGO MURAGURI /REC/0040000577 IMP3668744	84,000.00	0	169,559,126.65
38	14-Jun-22	14-Jun-22	FT2216507	Outward R` 40000569 MIN OF WATER SANITATION IRRIGATION:CBK VIRGINIA WAMBUI WAWERU /REC/0040000569 IMP3668750	96,600.00	0	169,462,526.65

39	16-Jun-22	16-Jun-22	FT22167FB	Outward R' 40000589 MIN OF WATER SANITATION IRRIGATION:CBK VIRGINIA WAMBUI WAWERU /REC/0040000589 IMP4658822	141,200.00	0	169,321,326.65
40	16-Jun-22	16-Jun-22	FT22167BC	Outward R' 40000581 MIN OF WATER SANITATION IRRIGATION:CBK WESLEY KIPSANG YEGON /REC/0040000581 IMP4658821	141,200.00	0	169,180,126.65
41	16-Jun-22	16-Jun-22	FT22167LZ	Outward R' 40000585 MIN OF WATER SANITATION IRRIGATION:CBK STELLAH WANJIKU J KINYUA /REC/0040000585 IMP4658823	141,200.00	0	169,038,926.65
42	16-Jun-22	16-Jun-22	FT221672C	Outward R' 40000586 MIN OF WATER SANITATION IRRIGATION:CBK LUCY WANGARE MURIITHI /REC/0040000586 IMP4658824	141,200.00	0	168,897,726.65
43	16-Jun-22	16-Jun-22	FT22167ZN	Outward R' 40000587 MIN OF WATER SANITATION IRRIGATION:999999 JOHN MBUGUA GATHUNGU 40000587 IMP4658819	158,000.00	0	168,739,726.65
44	16-Jun-22	16-Jun-22	FT221678B	Outward R' 40000582 MIN OF WATER SANITATION IRRIGATION:999999 AGNES WANJIRU WAWERU 40000582 IMP4658817	158,000.00	0	168,581,726.65
45	16-Jun-22	16-Jun-22	FT221676Jl	Outward R' 40000588 MIN OF WATER SANITATION IRRIGATION:CBK CHRYSOSTOM IRERI NJERU /REC/0040000588 IMP4658825	158,000.00	0	168,423,726.65
46	16-Jun-22	16-Jun-22	FT22167PT	Outward R' 40000583 MIN OF WATER SANITATION IRRIGATION:CBK WYCLIFFE OCHIENG OJUKWU ADIENG /REC/0040000583	158,000.00	0	168,265,726.65

				IMP4658818				
47	16-Jun-22	16-Jun-22	FT22167B7	Outward R` 40000584 MIN OF WATER SANITATION IRRIGATION:999999 NASMA JELIMO CHEBOI 40000584 IMP4658820	158,000.00	0	168,107,726.65	
48	17-Jun-22	17-Jun-22	FT22168X7	Outward R` 40000590 MIN OF WATER SANITATION IRRIGATION:CBK VIRGINIA WAMBUI WAWERU /REC/0040000590 IMP3668735	33,600.00	0	168,074,126.65	
49	17-Jun-22	17-Jun-22	FT22168W	Outward R` 40000592 MIN OF WATER SANITATION IRRIGATION:999999 CAROL KAMENE NZUKI 40000592 STD10373	40,000.00	0	168,034,126.65	
50	17-Jun-22	17-Jun-22	FT221686C	Outward R` 40000591 MIN OF WATER SANITATION IRRIGATION:CBK VIRGINIA WAMBUI WAWERU /REC/0040000591 STD09705	49,270.00	0	167,984,856.65	
51	22-Jun-22	22-Jun-22	FT22173KN	Outward R` 40000595 MIN OF WATER SANITATION IRRIGATION:999999 NELSON KIRUI 40000595 IMP4658831	23,800.00	0	167,961,056.65	
52	22-Jun-22	22-Jun-22	FT22173TL	Outward R` 40000596 MIN OF WATER SANITATION IRRIGATION:999999 FESTUS ONDIMU OROKO 40000596 IMP4658830	23,800.00	0	167,937,256.65	
53	22-Jun-22	22-Jun-22	FT22173H6	Outward R` 40000598 MIN OF WATER SANITATION IRRIGATION:CBK WILFRED OTUNDO AMWATA /REC/0040000598 IMP4658827	52,500.00	0	167,884,756.65	
54	22-Jun-22	22-Jun-22	FT2217317	Outward R` 40000594 MIN OF WATER SANITATION IRRIGATION:CBK SOPHIA ATIENO OPIYO	52,500.00	0	167,832,256.65	

				/REC/0040000594 IMP4658829			
55	22-Jun-22	22-Jun-22	FT22173JC	Outward R' 40000597 MIN OF WATER SANITATION IRRIGATION:CBK ALUOCH OTIENO SAMUEL ALIMA /REC/0040000597 IMP4658826	63,000.00	0	167,769,256.65
56	22-Jun-22	22-Jun-22	FT22173Q	Outward R' 40000593 MIN OF WATER SANITATION IRRIGATION:CBK DAVID KIRAGU THIONGO /REC/0040000593 IMP4658832	147,000.00	0	167,622,256.65
57	24-Jun-22	24-Jun-22	FT221753R	TRFS Paym 40000531 Withholding Tax	1,318.10	0	167,620,938.55
58	27-Jun-22	27-Jun-22	FT22178PZ	Outward R' 40000600 MIN OF WATER SANITATION IRRIGATION:999999 BAWAN LIMITED 40000600 STD07608	19,340.70	0	167,601,597.85
59	29-Jun-22	29-Jun-22	FT22180YB	TRFS Paym 40000599 Withholding Tax	339.3	0	167,601,258.55
60	29-Jun-22	29-Jun-22	FT2218035	TRFS Paym 40000604 Withholding Tax	1,434.50	0	167,599,824.05
61	29-Jun-22	29-Jun-22	FT22180XP	TRFS Paym 40000603 Withholding Tax	2,689.65	0	167,597,134.40
62	29-Jun-22	29-Jun-22	FT22180GC	TRFS Paym 40000611 Withholding Tax	6,872.70	0	167,590,261.70
63	29-Jun-22	29-Jun-22	FT22180W	TRFS Paym 40000613 Withholding Tax	12,600.00	0	167,577,661.70
64	29-Jun-22	29-Jun-22	FT221802T	TRFS Paym 40000602 Withholding Tax	12,600.00	0	167,565,061.70
65	29-Jun-22	29-Jun-22	FT22180T5	TRFS Paym 40000608 Withholding Tax	19,930.90	0	167,545,130.80
66	29-Jun-22	29-Jun-22	FT22180W	TRFS Paym 40000601 Withholding Tax	36,540.00	0	167,508,590.80

67	29-Jun-22	29-Jun-22	FT22180NF	TRFS Paym 40000610 Withholding Tax	36,540.00	0	167,472,050.80
68	29-Jun-22	29-Jun-22	FT221803S	TRFS Paym 40000612 Withholding Tax	37,800.00	0	167,434,250.80
69	29-Jun-22	29-Jun-22	FT22180Q6	TRFS Paym 40000609 Withholding Tax	109,620.00	0	167,324,630.80
70	30-Jun-22	30-Jun-22	FT221815F	Outward R' 40000617 MIN OF WATER SANITATION IRRIGATION:CBK JUDY WANJA NGUNYU /REC/0040000617 IMP4658839	75,600.00	0	167,249,030.80
71	30-Jun-22	30-Jun-22	FT22181L5	Outward R' 40000619 MIN OF WATER SANITATION IRRIGATION:CBK LILIAN NAFULA NABANGI /REC/0040000619 IMP4658841	75,600.00	0	167,173,430.80
72	30-Jun-22	30-Jun-22	FT221810J	Outward R' 40000620 MIN OF WATER SANITATION IRRIGATION:CBK ABDIRASHID BASHI MAALIM /REC/0040000620 IMP4658840	75,600.00	0	167,097,830.80
73	30-Jun-22	30-Jun-22	FT22181YJI	Outward R' 40000606 MIN OF WATER SANITATION IRRIGATION:CBK BAWAN LIMITED /REC/0040000606 STD07607	81,765.50	0	167,016,065.30
74	30-Jun-22	30-Jun-22	FT22181NF	Outward R' 40000626 MIN OF WATER SANITATION IRRIGATION:CBK RICHARD NDUAYO MUTIE /REC/0040000626 IMP4658842	94,100.00	0	166,921,965.30
75	30-Jun-22	30-Jun-22	FT22181KV	Outward R' 40000614 MIN OF WATER SANITATION IRRIGATION:CBK JAMES NYAMWARO AREBA /REC/0040000614 IMP4658838	94,500.00	0	166,827,465.30
76	30-Jun-22	30-Jun-22	FT22181NE	Outward R' 40000615	112,000.00	0	166,715,465.30

				MIN OF WATER SANITATION IRRIGATION:CBK EVERLINE KWAMBOKA NYAREGA /REC/0040000615 IMP4658835			
77	30-Jun-22	30-Jun-22	FT22181JG	Outward R` 40000618 MIN OF WATER SANITATION IRRIGATION:999999 MUNA MOHAMED 40000618 IMP4658836	112,000.00	0	166,603,465.30
78	30-Jun-22	30-Jun-22	FT22181L6	Outward R` 40000621 MIN OF WATER SANITATION IRRIGATION:CBK ISAAC MALOMBE /REC/0040000621 IMP4658837	113,000.00	0	166,490,465.30
79	30-Jun-22	30-Jun-22	FT221813F	Outward R` 40000616 MIN OF WATER SANITATION IRRIGATION:CBK DAVID NDUATI KIHARA /REC/0040000616 IMP4658834	140,000.00	0	166,350,465.30
80	30-Jun-22	30-Jun-22	FT22181JYI	Outward R` 40000607 MIN OF WATER SANITATION IRRIGATION:CBK BAWAN LIMITED /REC/0040000607 STD07609	153,310.35	0	166,197,154.95
81	30-Jun-22	30-Jun-22	FT22181J2	Outward R` 40000622 MIN OF WATER SANITATION IRRIGATION:CBK ABDI SAHAL ALI /REC/0040000622 IMP4658833	168,000.00	0	166,029,154.95
82	30-Jun-22	30-Jun-22	FT22181ZC	Outward R` 40000623 MIN OF WATER SANITATION IRRIGATION:CBK LYDIAH CIANGAI MIRITI /REC/0040000623 STD08102/4	371,814.40	0	165,657,340.55
83	30-Jun-22	30-Jun-22	FT22181FF	Outward R` 40000605 MIN OF WATER SANITATION IRRIGATION:999999 FRANCIS MURIITHI MURIUKI 40000605 STD09255/2	681,660.00	0	164,975,680.55
84	30-Jun-22	30-Jun-22	FT22181Rf	Outward R`	2,044,980.00	0	162,930,700.55

				40000624 MIN OF WATER SANITATION IRRIGATION:CBK LYDIAH CIANGAI MIRITI /REC/0040000624 STD10628/4				
85	1-Jul-22	1-Jul-22	FT2218205	Outward R' 44,800.00 ✓ 40000627 MIN OF WATER SANITATION IRRIGATION:999999 CALVINCE OUMA OTIENO 40000627 IMP4658814	0	162,885,900.55		
86	1-Jul-22	1-Jul-22	FT22182F8	Outward R' 73,500.00 ✓ 40000628 MIN OF WATER SANITATION IRRIGATION:999999 JOSEPH KARIUKI NGARI 40000628 IMP4658804	0	162,812,400.55		
87	4-Jul-22	4-Jul-22	FT22185RT	TRFS Paym 1,366.15 ✓ 40000630 Withholding Tax	0	162,811,034.40		
88	4-Jul-22	4-Jul-22	FT22185CY	TRFS Paym 6,568.95 ✓ 40000629 Withholding Tax	0	162,804,465.45		
89	5-Jul-22	5-Jul-22	FT221868B	Outward R' 40,000.00 ✓ 40000631 MIN OF WATER SANITATION IRRIGATION:CBK CAROL KAMENE NZUKI /REC/0040000631 STD10869	0	162,764,465.45		
90	5-Jul-22	5-Jul-22	FT22186G9	Outward R' 45,720.00 ✓ 40000635 MIN OF WATER SANITATION IRRIGATION:CBK Kaylan Tours And Travel Limited /REC/0040000635 STD10647	0	162,718,745.45		
91	5-Jul-22	5-Jul-22	FT22186FH	Outward R' 48,540.00 ✓ 40000632 MIN OF WATER SANITATION IRRIGATION:CBK VIRGINIA WAMBUI WAWERU /REC/0040000632 STD10870	0	162,670,205.45		
92	5-Jul-22	5-Jul-22	FT22186S0	Outward R' 71,100.00 ✓ 40000633 MIN OF WATER SANITATION IRRIGATION:CBK Kaylan Tours And Travel Limited /REC/0040000633 STD10645	0	162,599,105.45		

93	5-Jul-22	5-Jul-22	FT221868B	Outward R' 40000634 MIN OF WATER SANITATION IRRIGATION:CBK Kaylan Tours And Travel Limited /REC/0040000634 STD10646	73,740.00	0	162,525,365.45
94	5-Jul-22	5-Jul-22	FT221869S	Outward R' 40000639 MIN OF WATER SANITATION IRRIGATION:999999 CEDARS TRAVEL AND TOURS LIMITED 40000639 STD11027	74,850.00	0	162,450,515.45
95	5-Jul-22	5-Jul-22	FT221867V	Outward R' 40000638 MIN OF WATER SANITATION IRRIGATION:CBK Kaylan Tours And Travel Limited /REC/0040000638 STD11030	77,415.00	0	162,373,100.45
96	5-Jul-22	5-Jul-22	FT22186N1	Outward R' 40000641 MIN OF WATER SANITATION IRRIGATION:999999 CMC MOTORS GROUP LIMITED 40000641 STD11028	77,871.35	0	162,295,229.10
97	5-Jul-22	5-Jul-22	FT2218610	Outward R' 40000636 MIN OF WATER SANITATION IRRIGATION:CBK Kaylan Tours And Travel Limited /REC/0040000636 STD10648	138,000.00	0	162,157,229.10
98	5-Jul-22	5-Jul-22	FT22186M1	Outward R' 40000637 MIN OF WATER SANITATION IRRIGATION:CBK Kaylan Tours And Travel Limited /REC/0040000637 STD11029	220,990.00	0	161,936,239.10
99	5-Jul-22	5-Jul-22	FT22186L3	Outward R' 40000640 MIN OF WATER SANITATION IRRIGATION:CBK NORTH COAST BEACH HOTEL /REC/0040000640 STD10997	374,431.05	0	161,561,808.05
100	6-Jul-22	6-Jul-22	FT221872X	TRFS Paym 40000659 Withholding Tax	32,672.40	0	161,529,135.65
101	6-Jul-22	6-Jul-22	FT22187YB	TRFS Paym 40000650	38,793.10	0	161,490,342.55

				Withholding Tax			
102	6-Jul-22	6-Jul-22	FT22187XR	TRFS Paym 40000648	60,164.65	0	161,430,177.90
				Withholding Tax			
103	6-Jul-22	6-Jul-22	FT22187N	TRFS Paym 40000645	112,500.00	0	161,317,677.90
				Withholding Tax			
104	6-Jul-22	6-Jul-22	FT22187VX	TRFS Paym 40000643	174,477.50	0	161,143,200.40
				Withholding Tax			
105	6-Jul-22	6-Jul-22	FT221871C	TRFS Paym 40000646	293,342.00	0	160,849,858.40
				Withholding Tax			
106	6-Jul-22	6-Jul-22	FT221879C	TRFS Paym 40000649	408,356.50	0	160,441,501.90
				Withholding Tax			
107	6-Jul-22	6-Jul-22	FT22187TH	TRFS Paym 40000642	850,691.80	0	159,590,810.10
				Withholding Tax			
108	6-Jul-22	6-Jul-22	FT22187JY	TRFS Paym 40000644	1,184,233.90	0	158,406,576.20
				Withholding Tax			
109	7-Jul-22	7-Jul-22	FT221888K	Outward R' 40000655	33,000.00	0	158,373,576.20
				MIN OF WATER SANITATION IRRIGATION:999999			
				FRANCIS MURIITHI MURIUKI			
				40000655			
				STD10871/1			
110	7-Jul-22	7-Jul-22	FT22188CL	Outward R' 40000658	1,862,327.60	0	156,511,248.60
				MIN OF WATER SANITATION IRRIGATION:999999			
				JUSTABLE MERCHANTS			
				40000658			
				STD11202/1			
111	7-Jul-22	7-Jul-22	FT22188SL	Outward R' 40000656	2,098,706.90	0	154,412,541.70
				MIN OF WATER SANITATION IRRIGATION:999999			
				EDWARD GIZEMBA ONTITA			
				40000656			
				STD10919/1			
112	7-Jul-22	7-Jul-22	FT221880V	Outward R' 40000657	2,927,044.00	0	151,485,497.70
				MIN OF WATER SANITATION IRRIGATION:999999			
				BHUNDIA ASSOCIATES			
				40000657			
				STD10632			
113	7-Jul-22	7-Jul-22	FT22188XY	Outward R'	3,254,907.55	0	148,230,590.15

40000654
 MIN OF WATER SANITATION IRRIGATION:CBK
 Francis Allen Consulting Limited
 /REC/0040000654
 STD11239

114 7-Jul-22 7-Jul-22 FT221887V Outward R 15,869,802.20 0 132,360,787.95
 40000652

MIN OF WATER SANITATION IRRIGATION:CBK
 Losai Management Limited
 /REC/0040000652
 STD11118

115 7-Jul-22 7-Jul-22 FT22188MI Outward R 22,092,087.90 0 110,268,700.05
 40000653

MIN OF WATER SANITATION IRRIGATION:CBK
 Losai Management Limited
 /REC/0040000653
 STD11444

116 7-Jul-22 7-Jul-22 FT22188JK TRFS Paym 0 22,500,000.00 132,768,700.05
 STD11219/1

Totals 65,334,515.60 22,500,000.00

Closing Balance : 132,768,700.05

PAYMENTS IN CASHBOOK NOT IN STATEMENT AS AT 30 JUNE 2022

Calvince Ouma	44,800.00
Joseph Kariuki	73,500.00
Kaylan Tours and Travel	45,720.00
Carol Nzuki	40,000.00
Virginia Waweru	48,540.00
Kaylan Tours and Travel	71,100.00
Kaylan Tours and Travel	73,740.00
Cedars Travel and Tours	74,850.00
Kaylan Tours and Travel	77,415.00
CMC Motors	77,871.35
WHT CMC Motors	1,366.15
Kaylan Tours and Travel	138,000.00
Kaylan Tours and Travel	220,990.00
North Coast Beach Hotel	374,431.05
WHT North Coast Beach Hotel	6,568.95
Francis Muriuki	33,000.00
Justable Merchants	1,862,327.60
WHT Justable Merchants	32,672.40
Edward Ontita	2,098,706.90
WHT Edward Ontita	38,793.10
WHT Edward Ontita	112,500.00
Bhundia Associates	2,927,044.00
Francis Allen	3,254,907.55
WHT Francis Allen	174,477.50
WHT Francis Allen	60,164.65
Losai Management	15,869,802.20
WHT Losai Management	850,691.80
WHT Losai Management	293,342.00
Losai Management	22,092,087.90
WHT Losai Management	1,184,233.90
WHT Losai Management	408,356.50
TOTAL	52,662,000.50

57	24-Jun-22	24-Jun-22	FT221753R TRFS Paym	1,318.10	0	167,620,938.55
			40000531			
			Withholding Tax			

64	29-Jun-22	29-Jun-22	FT221802T TRFS Paym	12,600.00	0	167,565,061.70
			40000602			
			Withholding Tax			

67	29-Jun-22	29-Jun-22	FT22180NF TRFS Paym	36,540.00	0	167,472,050.80
			40000610			
			Withholding Tax			



REPUBLIC OF KENYA

MINISTRY OF WATER AND SANITATION AND IRRIGATION

WSDP JUNE 2022 BANK RECONCILIATION STATEMENT

	SHS	CTS	SHS	CTS
Balance as per Bank Statement			162,930,700	55
LESS: -payments in cashbook not in Bank statement			(52,662,000)	(50)
-Receipts in Bank Statement not in Cashbook	Nil			
ADD: -Payments in Bank statement not in cash book			50,458	10
-Receipts in cash book not in Bank statement			22,500,000	00
Balance as per the cashbook			132,819,158	15



Ref: CWSB/FIN/38/VOL.49/69

Date: 8th July 2022

The Principal Secretary
Ministry of Water & Sanitation and Irrigation,
P.O. Box 49720-00100,
NAIROBI

ATTN: ENG.FRED AMWATA

Dear Sir,

RE: CONFIRMATION OF RECEIPTS OF FUNDS RECEIVED UNDER WATER AND SANITATION DEVELOPEMNT PROJECT (WSDP) IDA CREDIT NO.6030KE FINANCIAL YEAR 2021-2022

The above subject refers.

Please find attached receipts in respect to WSDP funds received in the financial year 2021-2022 amounting to Kshs. 432,884,767 (Kshs, Four Hundred and Thirty Two Million, Eight Hundred and Eighty Four Thousand, Seven Hundred and Sixty Seven Only). The table below further shows the breakdown and the respective dates when funds were received into project account.

DATE	AMOUNT (KSH)
03.2.2022	105,256,864
02.3.2022	100,000,000
05.5.2022	197,627,903
18.5.2022	30,000,000
TOTAL	432,884,767

Yours Faithfully,

Martin M. Tsuma
Aq. CHIEF EXECUTIVE OFFICER
Encl.

12 12 2022

12 12 2022

11th - Seti de Viana
P.O. Box 211 - 07001 - Hoi An, Vietnam
Telephone: 2800000, Fax: 34151

July 18, 2022

CERTIFICATE OF BALANCES

Customer: 145029 MIN OF WATER
SANITATION
IRRIGATION
Balance Date: 30-Jun-22

Account No	Account Name	Currency	Balance
1000456997	REC-MIN OF WATER SANIT IRRIGATION	KES	65,771,917.65
1000457007	DEV-MIN OF WATER SANIT IRRIGATION	KES	439,359,558.65
1000457015	DEP-MIN OF WATER SANIT IRRIGATION	KES	266,612,608.05
1000457023	CBK165-MIN OF WATER SANIT IRRIGAT	KES	0.00
1000457198	EQUALIZATION FUND	KES	71,890,899.25
1000457201	WATER AND SANITATION DEV PRO WSDP	KES	162,930,700.55
1000457217	COASTAL REG WATER SECU CLIMAT RESIE	KES	301,895,879.95
1000537701	WATER SECTOR TRUST FUND(WSTF)PROJ A	KES	0.00



Lawrence Rweria
Authorised Signatory
Banking Services Division



Joyce Nasieku
Authorised Signatory
Banking Services Division



Tvo/HQ/WSDO/139/Vol .2/57

22nd September, 2022.

National Project Co-coordinating Unit,
Water & Sanitation Development Project,
Ministry of Water, Sanitation and Irrigation,
Maji House, Upper hill, Nairobi.
P.O BOX 49720 – 00100,
Nairobi.

Dear Sir,

**RE: CONFIRMATION OF FUNDS RECEIVED DURING THE FINANCIAL YEAR
2021/2022**


Reference is made to the above subject matter.

We hereby write to you to confirm that in the financial year 2021/2022 Tavevo Water and sewerage Co. ltd received Kshs. **304,803,697.25** as per the below schedule.

	Disbursement Date	Amount (Kshs)
2	28/06/2022	304,803,697.25
	Total FY 21/22	304,803,697.25

Thank you for your continued support, guidance and cooperation.

Yours faithfully,


RICHARD M. NGWATU
MANAGING DIRECTOR

CC;
The County Chief Officer,
County Government of Taita Taveta,
Department of Water, Environment and Sanitation,
P.O Box 1066,
Wundanyi.

Water Sector Trust Fund

Financing the Water Sector

Water Fund

Financing the Water Sector

1st Floor, CIC Plaza I, Mara Road, Upper Hill, Nairobi, Kenya
PO Box 49699 Nairobi-00100; Tel: +254 (20) 2720696, 2729017/8
Email: info@waterfund.go.ke; Website: www.waterfund.go.ke

REF: WSTF/7/FIN/VOL. VI/66/(96)

01 September 2022

Principal Secretary
Ministry of Water, Sanitation and Irrigation
P.O. Box 49720 - 00100
Nairobi

Dear Sir,

Afn: Programme Coordinator, WSDP


RE: CONFIRMATION OF FUNDS RECEIVED AND ASSETS PROCURED FOR THE YEAR ENDED 30 JUNE 2022 UNDER THE CONDITIONAL LIQUIDITY SUPPORT GRANT.

In connection with the above request, Water Sector Trust Fund received a total of Three Billion, Seven Hundred and Ninety Eight Million, Five Hundred and Forty One Thousand, One Hundred and Seventy Four Shillings (**KShs 3,798,541,174**) from the Ministry of Water, Sanitation and Irrigation as per the dates detailed below:-

Source of funds	Date received	Grants received (KShs)
MoWSI	09.07.2021	910,543,376
MoWSI	25.11.2021	2,125,734,200
MoWSI	03.03.2022	683,536,190
MoWSI	23.05.2022	78,727,408
Total		3,798,541,174

Further find attached asset register of assets procured from the grant at a total cost of KShs. 32,463,082 as per annex 1.

Yours faithfully,



Willis Ombai
Ag. CHIEF EXECUTIVE OFFICER

Annex 1: WSTF CLSG program asset register



KWALE WATER AND SEWERAGE COMPANY LTD

P.o. Box 18-80403 Tel: 412014155

E-mail: info@kwalewater.co.ke Website: www.kwalewater.co.ke

MANAGING DIRECTOR'S OFFICE

KWAWASCO/WSDPPROJECT PCU/VOL 1/45

7th July 2022

**The Principal Secretary,
Ministry of Water, Sanitation & Irrigation,
P.O. BOX 49720-00100
Nairobi**

Attn: WSDP Project Coordinator

**RE: CONFIRMATION OF FUNDS RECEIVED UNDER WATER AND
SANITATION DEVELOPMENT PROJECT (WSDP), IDA CREDIT NO. 6030-KE-
FINANCIAL YEAR 2021-2022**

This is to confirm that in 2021/2022 financial year, we received WSDP funds amounting to **Ksh 211,388,777.10** (Two Hundred and Eleven Million Three Hundred and Eighty Eight Thousand Seven Hundred and Seventy Seven and Cents Ten only as detailed in the table below.

S/N	Payment Description	Payment Reference	Amount in Ksh	Date received in Project Account
1.	4 th Disbursement June, 2022	County /ROC/008100	211,388,777.10	28/06/2022

Thank you for your continued support.

Yours faithfully:

**Eric Parmet
Ag. Managing Director**



KIMAWASCO

**KILIFI MARIAKANI WATER AND
SEWERAGE COMPANY LIMITED**

Call: 0727-110 711 / 0737-442 525

Email: info@kilifiwater.co.ke

Website: www.kilifiwater.co.ke

P.O. Box 275-80108 KILIFI

Our Ref: KMWSC/WSDP/VOL..3/2022-2023/049

22/09/2022

The WSDP Project Coordinator,
Ministry of Water, Sanitation and Irrigation
Maji House-Ngong Road
P.O Box 49720-00100

Nairobi

Thro'

The WSDP Project Accountant,
Ministry of Water, Sanitation and Irrigation
Maji House-Ngong Road
P.O Box 49720-00100

Nairobi

**REF: WATER AND SANITATION DEVELOPMENT PROJECT FUNDS
DISBURSEMENT FOR FINANCIAL YEAR THAT ENDED 30TH JUNE 2022**

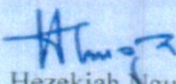
Kilifi-Mariakani Water & Sewerage Company Limited is one of the Implementing Agencies [IAs] of the WSDP Program under component 1 [coastal counties]. We have registered a total of Ten [10 no.] activities under Goods, Works and Consultancy categories, all cleared for implementation by the World Bank.


This is a confirmation that Kilifi-Mariakani Water and Sewerage Company Received the World Bank Funds amounting to Ksh. 205,000,000/= (Two Hundred Five Million Shillings Only) from the SPA Account on 26th November 2021 for the Financial Year that ended 30th June 2022.


The funds were used to cater for part Payments for Kilifi Water Works Distribution, Mtwapa Water Works Distribution, Consultancy Services and Project Administration.

Yours faithfully,

For and on behalf of Kilifi- Mariakani Water & Sewerage Company Limited


Hezekiah Nguma Mwarua
MANAGING DIRECTOR







NORTHERN WATER WORKS DEVELOPMENT AGENCY

www.nwwda.go.ke

Tel: 046-2103598
Fax: 046-2103197
E-mail: northernwsb@yahoo.com

Maji House
Kismayu Road
P. O. Box. 495-70100, Garissa

Ref: No. NWWDA/WP/123 Vol.II/(39)

Date: 8th July, 2022

The Principal Secretary
Ministry of Water, Sanitation and Irrigation
P. O. Box 49720
NAIROBI

**RE: CONFIRMATION OF FUNDS RECEIVED UNDER WATER AND
SANITATION DEVELOPMENT PROJECT (WSDP), IDA CREDIT NO.
60300-KE-FINANCIAL YEAR 2021-2022**

Reference is made on the above subject matter.

This is to confirm that in 2021/2022 financial year, we received WSDP funds amounting to Kshs. 37,095,327.00 (Thirty Seven Million, Ninety Five Thousand, Three Hundred Twenty Seven Only) as tabulated here below:-

No.	Payment Description	Payment Reference	Amount (Kshs.)	Date received in Project Account
1.	Direct Transfer	950043	37,095,327.00	03/06/2022
Total amount Kshs.			37,095,327.00	

Submitted for your action.

Andrew Rage Eysimkele
Ag. CHIEF EXECUTIVE OFFICER





Wajir Water and Sewerage Company (Wajwasco),
P.O Box 708-70200,
Wajir County.

The principal secretary
Ministry of water, sanitation and irrigation
P.o B ox 49720-00100
Nairobi

Attn: WSDP Project coordinator

RE: CONFIRMATION OF FUNDS RECEIVED UNDER WATER AND SANITATION DEVELOPMENT PROJECT (WSDP)IDA CREDIT NO. 60300-KE-FINANCIAL YEAR 2021/2022.

This is to confirm that in 2021/2022 financial, we received WSDP funds amounting to kshs One hundred seventy Two million eight hundred thirty-nine thousand nine hundred Fourty three shillings and thirty-five cent (172,839,943.35/=) as detailed in the table below:

S/N	Payment description	Payment reference	Amount in Kshs	Date Received in Project account
1.	WSDP 4 th disbursement	RTGS Wajir county	172,839,943.35/=	7/7/2022
Totals			172,839,943.35/=	

Siyad Adow Samow

Principal Accountant

Wajir Water & Sewerage Company Limited (Wajwasco)

P.o Box 708-70200

Wajir county

