

REPUBLIC OF KENYA



*Enhancing Accountability*



THE NATIONAL ASSEMBLY  
PAPERS LAID

**REPORT**

DATE: 23 JUL 2025

DAY.  
WEDNESDAY

PARLIAMENT  
OF KENYA  
LIBRARY

TABLED  
BY:

MOTI (D.P) ROBERT  
PUKOSE

OFFICER-AT  
THE-TABLE:

HALIMA SULEIMAN

**THE AUDITOR-GENERAL**

**ON**

**MOI GIRLS' SCHOOL - NAIROBI**

**FOR THE YEAR ENDED  
30 JUNE, 2024**



OFFICE OF THE AUDITOR GENERAL  
P. O. Box 30084 - 00100, NAIROBI  
REGISTRY  
12 JUN 2025  
**RECEIVED**



---

**MOI GIRLS' SCHOOL NAIROBI**  
**ANNUAL REPORT AND FINANCIAL STATEMENTS**  
**FOR THE FINANCIAL YEAR ENDED**  
**30<sup>th</sup> JUNE 2024**

---

Prepared in accordance with the Cash Basis of Accounting Method under the International Public Sector Accounting Standards (IPSA)

**Moi Girls' School Nairobi**

**Annual Report and Financial Statements for the year ended 30<sup>th</sup> June 2024**

---

## **Table of Contents**

1. Acronyms and Definition of Key Terms.....	III
2. Key School Information and Management.....	IV
3. Summary Report of Performance of The School.....	VIII
4. Statement of School Management Responsibility .....	XIX
5. Report Of The Independent Auditors .....	XX
6. Statement Of Receipts and Payments For the Year Ended 30 <sup>th</sup> June 2024 .....	1
7. Statement of Assets and Liabilities As At 30 <sup>th</sup> June 2024 .....	2
8. Statement of Cash Flows for the Year Ended 30 <sup>th</sup> June 2024 .....	4
9. Statement Of Budgeted Versus Actual Amounts for The Year Ended 30 <sup>th</sup> June 2024 .....	6
10. Significant Accounting Policies .....	9
11. Notes To The Financial Statements .....	11
12. Annexes .....	23

# **Moi Girls' School Nairobi**

## **Annual Report and Financial Statements for the year ended 30<sup>th</sup> June 2024**

---

### **1. Acronyms and Definition of Key Terms**

#### **A. Acronyms**

BOM	Board of Management
CEB	County Education Board
IPSAS	International Public Sector Accounting Standards
KCSE	Kenya Certificate of Secondary Education
PFM	Public Finance Management
PSASB	Public Sector Accounting Standards Board
FY	Financial Year
FDSE	Free Day Secondary Education
FDSE	Free Day Secondary Education
TSC	Teachers Service Commission
SMASSE	Strengthening of Mathematics and Science in Secondary Education

#### **B. Definition of Key Terms**

**Comparative Year-** Means the prior period.

## 2. Key School Information and Management.

### (a) Background information.

The school is domiciled in Kenya and its operations are governed under the Basic Education Act, 2013. It is in **NAIROBI** County, **KIBRA** Sub-County.

The school was registered in **JANUARY 2020** under registration number **47P120000297** and is currently categorized as a **EXTRA COUNTY** public school established, owned or operated by the Government.

The school is a boarding school and had **2422** number of students as at *30<sup>th</sup> June 2024*. It has **42** streams and **56** teachers of which **13** teachers are employed by the School Board of Management. **43** teachers are under the TSC (Permanent and Pensionable). The school has **34** number of support staff members.

### (b) School Board of Management - Board Members

The School Board of Management established under Section 55 of the Basic Education Act, 2013; is composed of the following members:

Ref.	Name of Board Member	Designation	Date of appointment
1	Mr. Cosmos O. Joshua	Chairman (Sponsor)	14/07/2021
2	Mrs. Margaret N Njaggah	Secretary- Chief Principal	14/07/2021
3	Prof. Elizabeth Kuria	Member	14/07/2021
4	Dr. James Mutura	Member	14/07/2021
5	Bishop Leornard Kirui	Member PA Chairman	14/07/2021
6	Surveyor Isaac Ndunda	Member (Sponsor)	14/07/2021
7	Dr. Stella Kirongo	Member	14/07/2021
8	Prof. Josephine Arasa	Member – Rep CEB	14/07/2021
9	Snr. Counsel Nancy Nderitu	Member	14/07/2021
10	Mr. Gideon Gitu	Members - Sponsor	14/07/2021
11	Mr. Laban Maina	Member – Rep Teachers	14/07/2021
12	Mrs. Hellen Kinyua	Member	14/07/2021
13	Ms. Everlyne Achieng	Member – Community	14/07/2021

## Moi Girls' School Nairobi

### Annual Report and Financial Statements for the year ended 30<sup>th</sup> June 2024

#### The functions of the School Board of Management are to:

- Promote the best interests of the School and ensure its development.
- Promote quality education for all students in accordance with the standards set under the Basic Education Act, 2013.
- Ensure and assure the provision of proper and adequate facilities for the School.
- Manage the School's affairs in accordance with the rules and regulations governing occupational safety and health.
- Advise the County Education Board on the staffing needs of the School.
- Determine cases of students discipline and make reports to the CEB.
- Prepare comprehensive termly report on all areas of its mandate and submit the report to CEB.
- Administer and manage the resources of the School.
- Receive, collect and account for any funds accruing to the institution in accordance with Article 226 (1) (a) of the Constitution of Kenya, Section 81 of the Public Finance Management Act, 2012 and the Fourth Schedule para 21 and 23 of the Basic Education Act, 2013.

#### (c) Committees of the Board

Ref:	Name of Committee	Names of Members	Designation	Number of meetings attended during the year
1	Executive Committee	1. Mr. Cosmas O. Joshua 2. Mrs. M N Njaggah 3. Prof. E. Kuria 4. Dr. James Mutura 5. Bishop L. Kirui	Chairman Chief Principal/Secretary Member Member PA Chairman	3 out fo 3 3 out of 3 3 out of 3 3 out of 3 3 out of 3
2	Audit Committee			X out of XX
3	Finance,procurement and general purposes Committee	1. Dr. James Mutura 2. Cosmas O. Joshua 3. Laban Mwangi 4. Isaac Ndunda 5. Hellen Kinyua	Chairman Member Member Member Member	2 out of 2 2 out of 2 2 out of 2 2 out of 2 2 out of 2
4	Academic Committee	1. Prof. E. Kuria 2. Pro. Josephine A. 3. Bishop L. Kirui 4. Dr. Stella Osoro 5. Hellen Kinyua 6. Dr. J. Mutura	Chairman Member Member Member Member Member	2 out of 2 2 out of 2 2 out of 2 2 out of 2 2 out of 2 2 out of 2

# Moi Girls' School Nairobi

## Annual Report and Financial Statements for the year ended 30<sup>th</sup> June 2024

5	Development Committee			
6	Discipline and welfare Committee	1. Snr. Counsel Nancy Nderitu 2. Prof. J. Arasa 3. Surv. Isaac Ndunda 4. Mrs. M N Njaggah 5. Dr. Stella Osoro 6. Bishop L. Kirui	Chairman Member Member Member/Principal Member member	3 out of 3 3 out of 3 3 out of 3 3 out of 3 3 out of 3 3 out of 3
7	Adhoc Committee (if any during the year)			

### (d) School operation Management

For the financial year ended 30<sup>th</sup> June 2023 the School day-to-day management was under the following persons:

Ref:	Designation	Name	Identification
1	Chief Principal	Margaret N Njaggah (Mrs)	TSC No. 274918
2	Deputy Principal	Mrs. Felista gakii	TSC No.350328
3	School Bursar	Mary Wanyoike	BOM
4	Other (specify)		

### (e) Schools contacts

Post Office Box: 43112-00100  
 Telephone: 0792959502  
 E-mail: moigirls@yahoo.com  
 Website: -  
 Facebook: -  
 Twitter: -

### (f) School Bankers

ACCOUNT	BANK	BRANCH	ACCOUNT No.
1. School Fund - Current A/C	National Bank of Kenya	Harambee Av.	01021002835401
2. School Fund - Current A/C	Equity Bank	Kibra	1170279089938
3. Income Generating Activities	National Bank of Kenya	Harambee Av	01021002835402
4. Operations - Current A/C	Co-operative Bank of Kenya	Parliament Rd	01139006919501
5. Infrastructure A/C	Equity Bank	Kibra	1170279226535
6. Tuition - Current A/C	Co-operative Bank	Parliament Rd	01139006919500

**Moi Girls' School Nairobi**

**Annual Report and Financial Statements for the year ended 30<sup>th</sup> June 2024**

---

**(g) Independent Auditors**

Office of the Auditor General  
Anniversary Towers, University Way  
P.O. Box 30084  
GPO 00100  
Nairobi, Kenya

**3. Summary Report of Performance of the School**

The following is a summary report of the school performance against the set performance evaluation criteria:

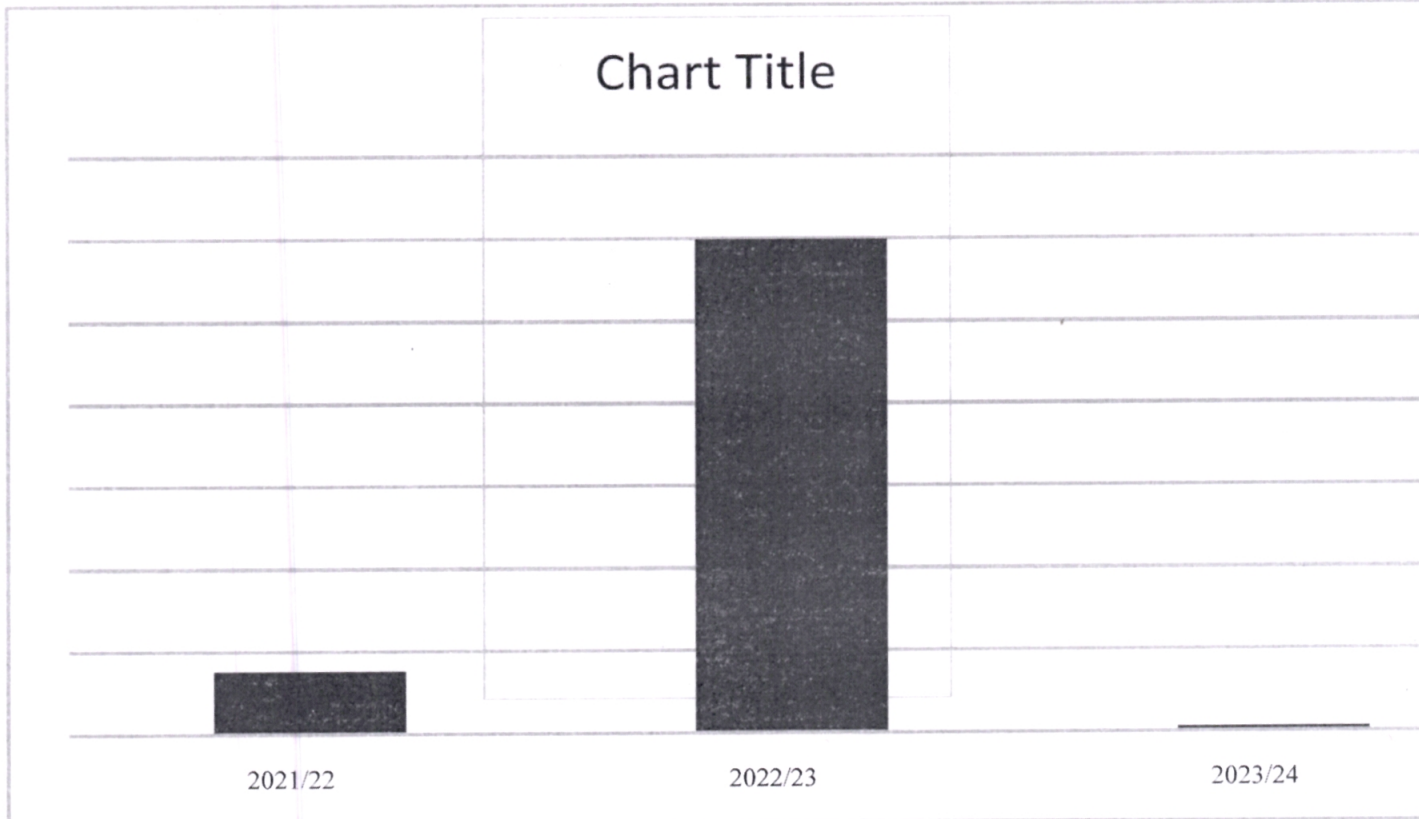
**a) Financial performance:**

Under this section, we present the actual financial performance trend of the school for the last three years' period and the current year which is summarized as follows:

**Surplus/Deficit for the Year and a Comparison of the Same for the Last Three Years**

Year/Period	2021-2022	2022-2023	2023-2024
Surplus/Deficit	3,802,689	29,950,900	277,152

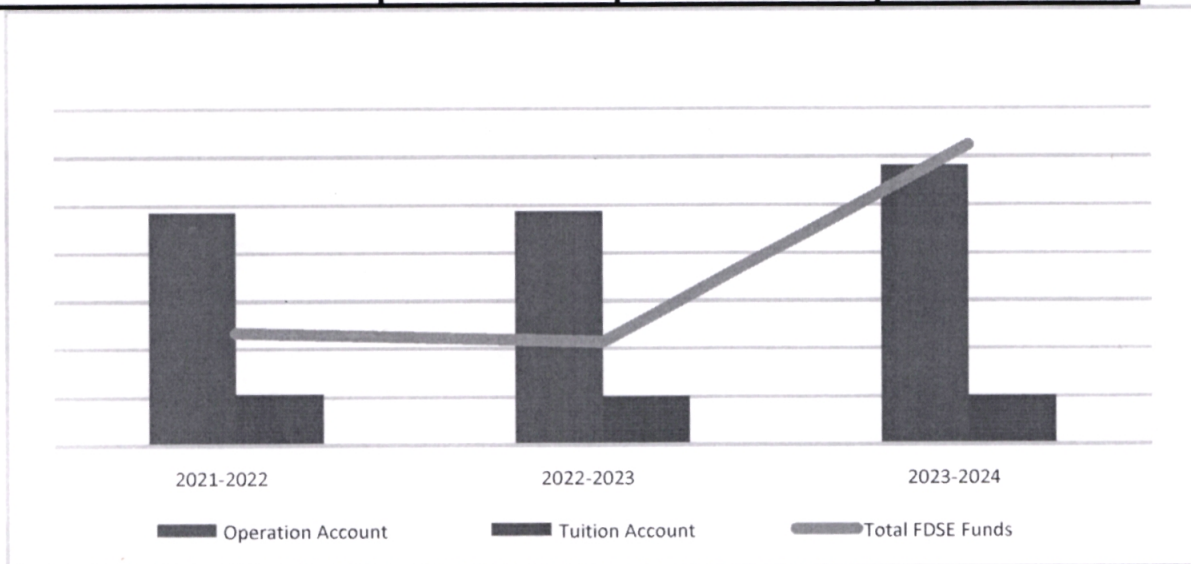
Net Surplus/(Deficit)



**Moi Girls' School Nairobi**  
**Annual Report and Financial Statements for the year ended 30<sup>th</sup> June 2024**

**Capitation Grants from the Ministry Of Education for the Last Three Years**

Year/Period	2021- 2022	2022- 2023	2023-2024
Tuition Account	5,354,768	5,025,186	5,030,966
Operation Account	24,312,903	24,420,713	29,099,217
<b>Total FDSE Funds</b>	<b>29,667,671</b>	<b>29,445,898</b>	<b>34,130,183</b>



# Moi Girls' School Nairobi

## Annual Report and Financial Statements for the year ended 30<sup>th</sup> June 2024

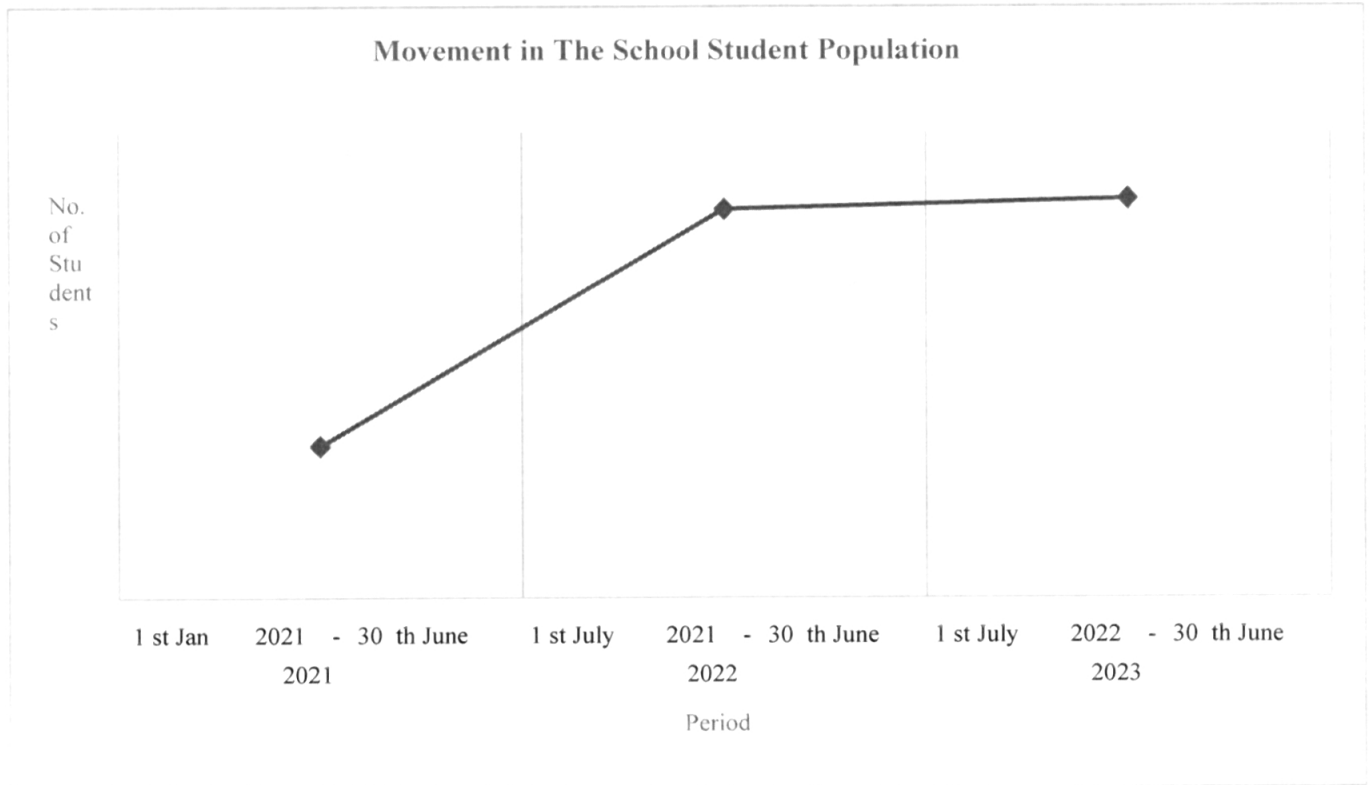
---

### Ratio of Capitation Grants per student over the last three years

Year/Period	2021-2022	2022-2023	2023-2024
Student Population	1,625	1,635	2,422
Total Capitation Grants	29,667,671	29,445,898	34,130,183
Amount Per Student	18,257	18,010	17,237

## Moi Girls' School Nairobi

### Annual Report and Financial Statements for the year ended 30<sup>th</sup> June 2024



ACCOUNTS	2021- 2021	2021-2022	2022- 2023
Payments for Tuition	2,472,208	5,341,395	2,421,828
Payments for operations	14,954,269.00	22,802,097	34,309,895
Boarding and school fund payment	28,273,260	138,981,029	130,536,140
Income Account	11,082,085	13,380,924	15,536,063
		-	-

# Moi Girls' School Nairobi

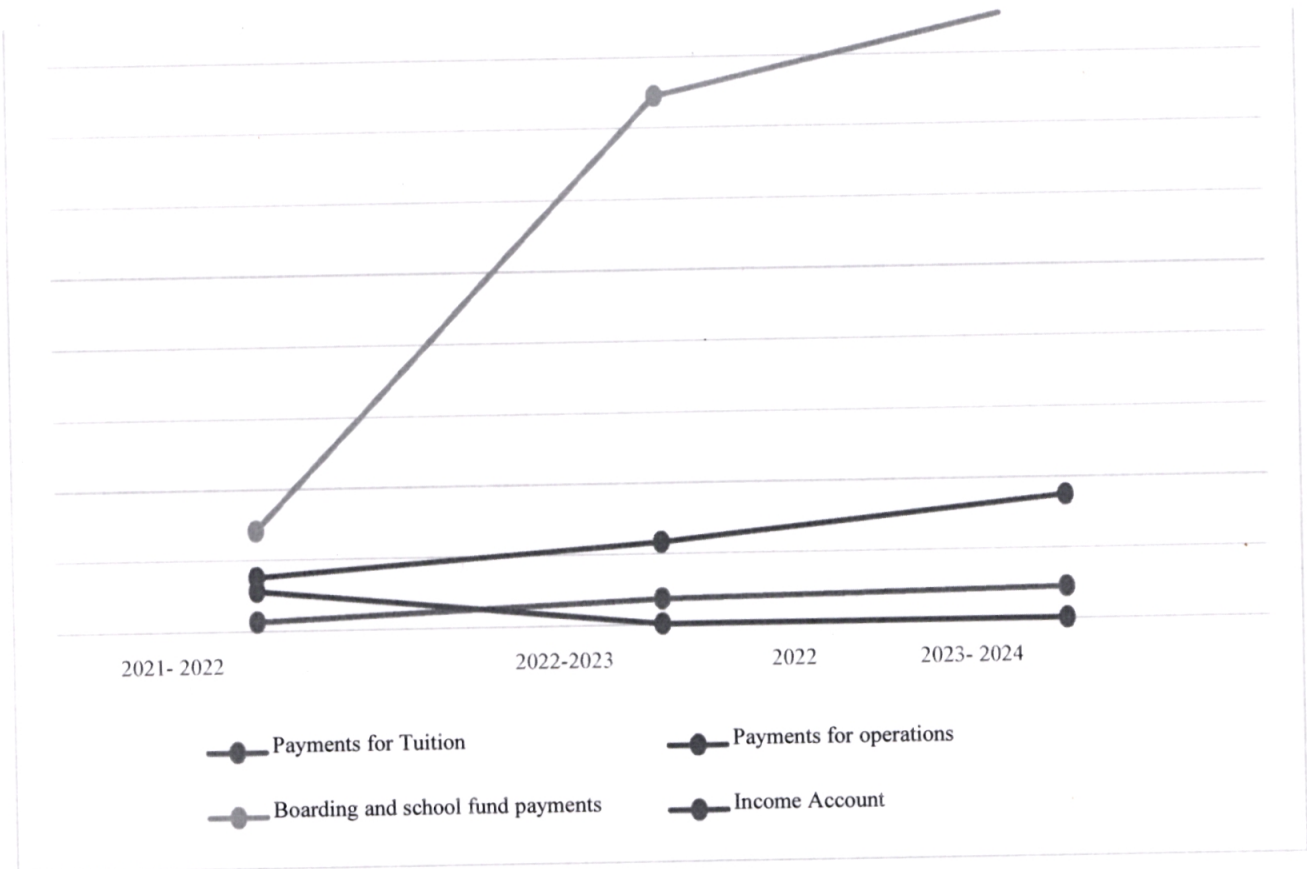
## Annual Report and Financial Statements for the year ended 30<sup>th</sup> June 2024

---

ACCOUNTS	2021- 2022	2022- 2023	2023- 2024
Debtors	22,739,914	26,327,340	39,364,321
Creditors	41,450,580	45,074,007	55,805,203

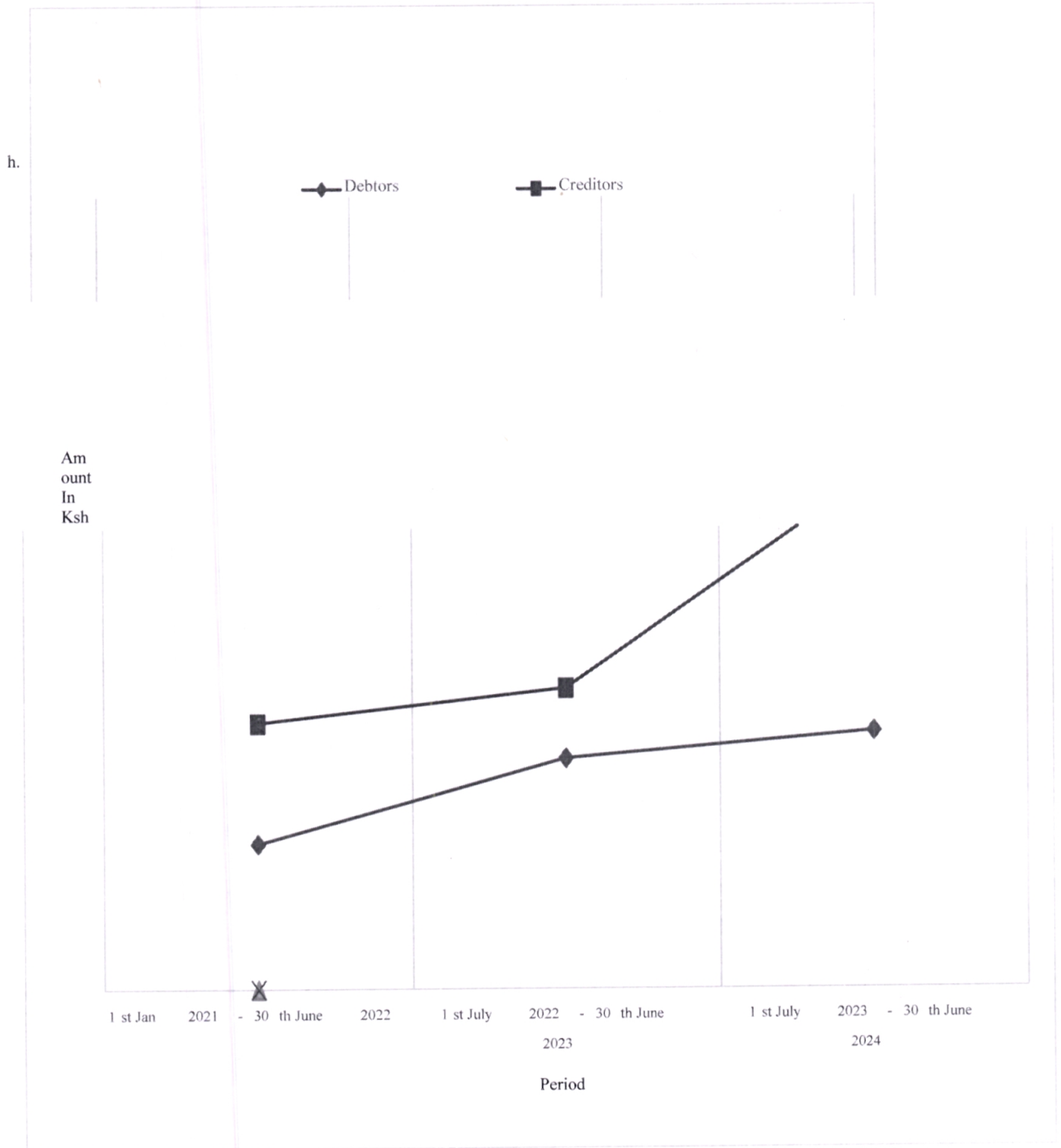
# Moi Girls' School Nairobi

## Annual Report and Financial Statements for the year ended 30<sup>th</sup> June 2024



**Moi Girls' School Nairobi**  
**Annual Report and Financial Statements for the year ended 30<sup>th</sup> June 2024**

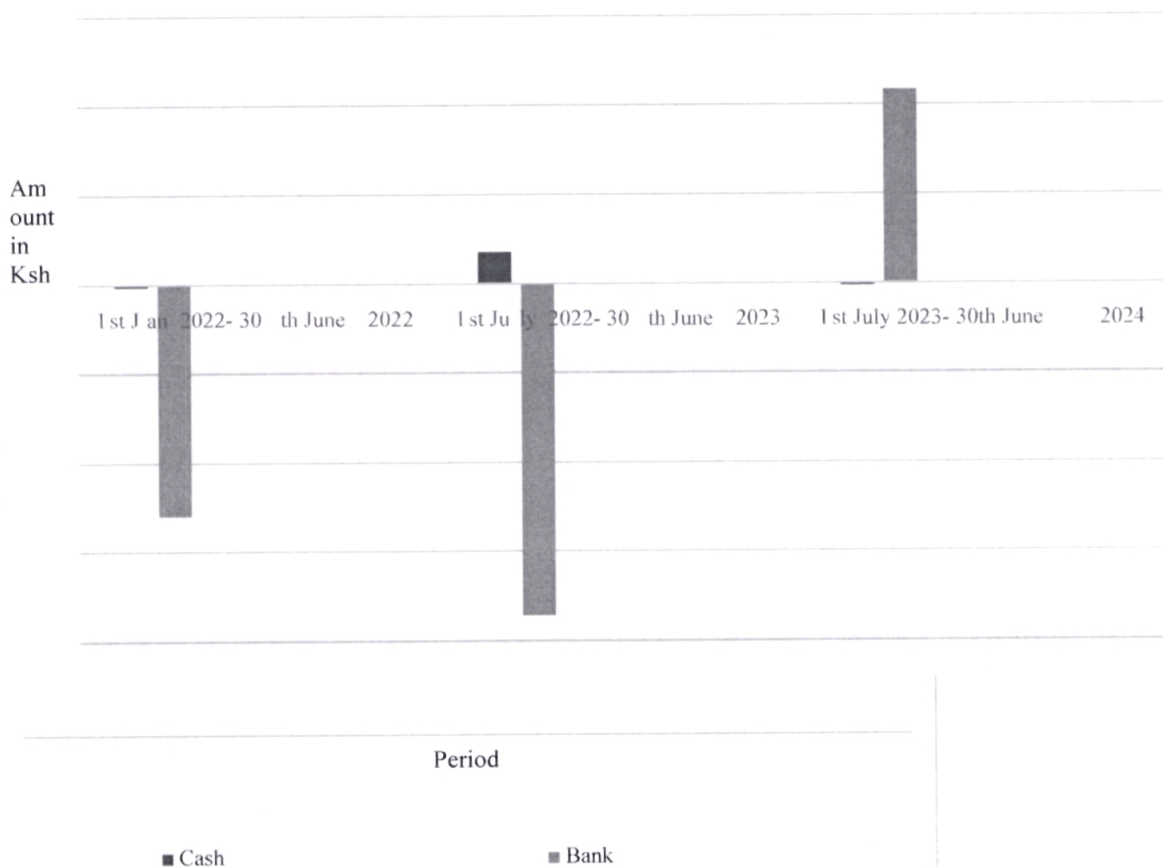
**Movement of debtors and creditors of the school over the last three years**



**Moi Girls' School Nairobi**  
**Annual Report and Financial Statements for the year ended 30<sup>th</sup> June 2024**

<b>Movement of cash and bank balances over the last three years</b>			
<b>ACCOUNTS</b>	<b>2021-2022</b>	<b>2022-2023</b>	<b>2023-2024</b>
Cash	(28,306)	1,761,861	(22,960)
Bank	(13,001,898)	(18,594,754)	10,835,182

**Movement of cash and bank balances over the last three years**



**Moi Girls' School Nairobi****Annual Report and Financial Statements for the year ended 30<sup>th</sup> June 2024****b) Teacher Student ratio****TEACHERS PER SUBJECT**


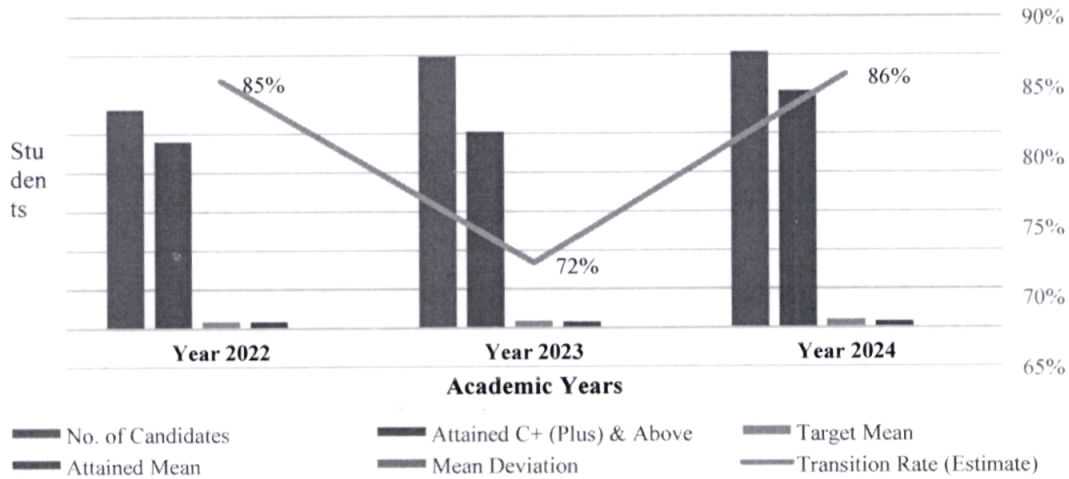
SUBJECT	NO. REQUIRED	PRESENT	SHORTAGE
MATHEMATICS	8	5	3
ENGLISH	8	6	2
KISWAHILI	8	8	0
BUSINESS EDUCATION	4	3	1
CRE	5	3	2
PHYSICS	6	5	1
BIOLOGY	7	6	1
CHEMISTRY	7	5	2
GEOGRAPHY	4	4	0
HISTORY	5	5	0
IRE	1	1	0
DRAWING AND DESIGN	1	1	0
FRENCH	1	1	0
GERMAN	1	1	0
HOME SCIENCE	2	2	0
AGRICULTURE	1	1	0
COMPUTER	2	2	0

**c) KCSE Mean Scores Over the Past School Calendar Years & Transition Rate**

Academic Year	Year 2020	Year 2021	Year 2022	Year 2023
No. of Candidates	281	348	354	364
Attained C+ (Plus) & Above	240	252	304	308
Target Mean	9	9	10	9.5
Attained Mean	8.6	7.6	8.1	8.22
Mean Deviation	(0.4)	(1.4)	(1.9)	(1.9)
Transition Rate (Estimate)	85%	72%	86%	84%

**Moi Girls' School Nairobi**  
**Annual Report and Financial Statements for the year ended 30<sup>th</sup> June 2024**

**KCSE Mean Scores Over the Past School Calendar Years & Transition Rate**



# Moi Girls' School Nairobi

Annual Report and Financial Statements for the year ended 30<sup>th</sup> June 2024

## d) Capacity of the school for the Period Ending 30th June, 2023

FACILITIES	NUMBERS
MULTIPURPOSE DINNING HALL	1
LABORATORIES	5
TOILETS	148
CHAPEL	1
OFFICES	16
STAFFROOMS	2
DORMITORIES	8
EXTENSIONS	3
LIBRARY	1
CLASSROOMS	42
STORES FOOD	3
MOTOR VEHICLES	5
BOARD ROOM	2
COMPUTERS	49
STORES STATIONERY	1

## e) Development projects carried out by the school

Project	Source of funds	Status	Initial Cost (Kshs)
4No. Classrooms	M & I, Parents	100 % Complete	9,404,758.00

Sign: \_\_\_\_\_

Name: \_\_\_\_\_

Chief Principal/Secretary BOM

Date: \_\_\_\_\_

## Moi Girls' School Nairobi

### Annual Report and Financial Statements for the year ended 30<sup>th</sup> June 2024

---

#### 4. Statement of School Management Responsibility

Section 81 (1) of the Public Finance Management Act, 2012 requires that, at the end of each financial year, each National Government School shall prepare financial statements in respect of that school. Section 81 (3) requires the financial statements so prepared to be in a form that complies with relevant accounting standards as prescribed by the Public Sector Accounting Standards Board (PSASB) of Kenya from time to time.

Schedule 4 (Section 23) of the Education Act, 2013 requires the Board of Management of a public institution of basic education to be keep all proper books and records of accounts of the income, expenditure and assets of the institution.

The Board of Management of Moi Girls' School Nairobi accepts responsibility for the school's financial statements, which have been prepared on the Cash Basis Method of Financial Reporting, using appropriate accounting policies in accordance with International Public Sector Accounting Standards (IPSAS).

The Board of Management is of the opinion that the school's financial statements give a true and fair view of the state of the school's transactions during the financial year ended 30<sup>th</sup> June, 2023, and of the school's financial position as at that date.



.....  
Name: Cecelia O. Juma

Designation: Chairman, School Board of Management

Date: 11.06.2024



.....  
Name: Margaret N. Njoroge

Designation: School Principal & Secretary to Board of Management

Date: 11.06.2024



.....  
Name: Janet M. Wandajika

Designation: Bursar/ Finance Officer

Date: 11.06.2024

# REPUBLIC OF KENYA

Phone: +254-(20) 3214000  
Email: info@oagkenya.go.ke  
Website: www.oagkenya.go.ke



HEADQUARTERS  
Anniversary Towers  
Monrovia Street  
P.O Box 30084-00100  
NAIROBI

*Enhancing Accountability*

## REPORT OF THE AUDITOR-GENERAL ON MOI GIRLS' SCHOOL- NAIROBI FOR THE YEAR ENDED 30 JUNE, 2024

---

### PREAMBLE

I draw your attention to the contents of my report which is in three parts:

- A. Report on Financial Statements that considers whether the financial statements are fairly presented in accordance with the applicable financial reporting framework, accounting standards and the relevant laws and regulations that have a direct effect on the financial statements;
- B. Report on Lawfulness and Effectiveness in the Use of Public Resources which considers compliance with applicable laws, regulations, policies, gazette notices, circulars, guidelines and manuals and whether public resources are applied in a prudent, efficient, economic, transparent and accountable manner to ensure the Government achieves value for money and that such funds are applied for the intended purpose; and,
- C. Report on Effectiveness of Internal Controls, Risk Management and Governance which considers how the entity has instituted checks and balances to guide internal operations. This responds to the effectiveness of the governance structure, risk management environment and internal controls, developed and implemented by those charged with governance for orderly, efficient and effective operations of the entity.

A Qualified Opinion is issued when the Auditor-General concludes that, except for material misstatements noted, the financial statements are fairly presented in accordance with the applicable financial reporting framework. The Report on Financial Statements should be read together with the Report on Lawfulness and Effectiveness in the Use of Public Resources, and the Report on Effectiveness of Internal Controls, Risk Management and Governance.

The three parts of the report are aimed at addressing the statutory roles and responsibilities of the Auditor-General as provided by Article 229 of the Constitution, the Public Finance Management Act, 2012, and the Public Audit Act, 2015. The three parts of the report when read together constitute the report of the Auditor-General.

### REPORT ON THE FINANCIAL STATEMENTS

#### Qualified Opinion

I have audited the accompanying financial statements of Moi Girls' School - Nairobi set out on pages 1 to 22, which comprise of the statement of assets and liabilities as at

30 June, 2024 and the statement of receipts and payments, statement of cash flows and statement of budgeted versus actual amounts for the year then ended, and a summary of significant accounting policies and other explanatory information in accordance with the provisions of Article 229 of the Constitution of Kenya and Section 35 of the Public Audit Act, 2015. I have obtained all the information and explanations which, to the best of my knowledge and belief, were necessary for the purpose of the audit.

In my opinion, except for the effects of the matter described in the Basis for Qualified Opinion section of my report, the financial statements present fairly, in all material respects, the financial position of Moi Girls School Nairobi - Nairobi as at 30 June, 2024 and of its financial performance and its cash flows for the year then ended, in accordance with International Public Sector Accounting Standards (Cash Basis) and comply with the Basic Education Act, 2013 and the Public Finance Management Act, 2012.

### **Basis for Qualified Opinion**

#### **Long Outstanding Student Accounts Receivables**

The statements of assets and liabilities reflect accounts receivables of Kshs.39,152,183. Included in the balance are receivables of Kshs.23,217,767 in respect of former students who had completed their studies and collected their academic certificates. Management did not explain the measures put in place to collect the outstanding debts.

In the circumstances, the accuracy, completeness and recoverability of students accounts receivables could not be confirmed.

The audit was conducted in accordance with International Standards of Supreme Audit Institutions (ISSAIs). I am independent of the Moi Girls' School - Nairobi Management in accordance with ISSAI 130 on Code of Ethics. I have fulfilled other ethical responsibilities in accordance with the ISSAI and in accordance with other ethical requirements applicable to performing audits of financial statements in Kenya. I believe that the audit evidence I have obtained is sufficient and appropriate to provide a basis for my qualified opinion.

### **Key Audit Matters**

Key audit matters are those matters that, in my professional judgement, are of most significance in the audit of the financial statements. Except for the effect of the matter described in the Basis for Qualified Opinion section, I have determined that there were no key audit matters to report in the year under review.

### **Other Matter**

#### **Unresolved Prior Year Matters**

In the audit report of the previous year, several issues were raised under the Report on Financial Statements, Report on Lawfulness and Effectiveness in use of Public

Resources, and Report on Effectiveness of Internal Controls, Risk Management and Governance. However, Management had not resolved the issues as at 30 June, 2024.

### **Other Information**

The Management are responsible for the other information set out on page iv to xix which comprises of Key School Information and Management, Summary Report of Performance of the School and Statement of School Management Responsibility. The Other Information does not include the financial statements and my audit report thereon.

In connection with my audit on the School's financial statements, my responsibility is to read the other information and in doing so, consider whether the other information is materially inconsistent with the financial statements or my knowledge obtained in the audit or otherwise appears to be materially misstated. If based on the work I have performed, I conclude that there is a material misstatement of this Other Information, I am required to report that fact. I have nothing to report in this regard.

My opinion on the financial statements does not cover the Other Information and accordingly, I do not express an audit opinion or any form of assurance conclusion thereon.

## **REPORT ON LAWFULNESS AND EFFECTIVENESS IN USE OF PUBLIC RESOURCES**

### **Conclusion**

As required by Article 229(6) of the Constitution, based on the audit procedures performed, except for the effect of the matters described in the Basis for Conclusion on Lawfulness and Effectiveness in the Use of Public Resources section of my report, I confirm that nothing else has come to my attention to cause me to believe that public resources have not been applied lawfully and in an effective way.

### **Basis for Conclusion**

#### **1. Long Outstanding Trade Payables**

Note 17 to the financial statements, reflects a balance of Kshs.81,923,810 in respect to accounts payable. Included in the balance, are trade creditors balance of Kshs.17,230,412 which have been outstanding for over two years. However, the pending bills were not supported with aging analysis, contract agreements, local purchase orders/local service orders, invoices, delivery notes, inspection and acceptance committee reports.

It was also not clear why the payables did not form the first charge on the budget contrary to regulation 42 (1)(b) of the Public Finance Management (National Government) Regulations, 2015, which requires debt service payments to form the first charge on the budget of an entity in the subsequent year.

In the circumstances, the accuracy and completeness of the accounts payable of Kshs.81,923,810 could not be confirmed.

## **2. Late Submission of Financial Statements for Audit**

During the year under review, Management submitted the financial statements to the Auditor-General on 3 October, 2024 instead of the statutory deadline of 30 September, 2024. This was contrary to the Ministry of Education circular Ref.MOE/DSAS/FIN/17/1/17 dated 19 August, 2021 which stated that the School's financial statements should be ready by 30 September in compliance with Section 81 of the Public Finance Management Act, 2012 on preparation of the financial statements.

In the circumstances, Management was in breach of law.

## **3. Incomplete Fixed Asset Register**

During audit review, Management provided a fixed asset register. However, it lacked the required information including; the date the asset was purchased, its location, historical costs, additions during the year and disposals during the year. This was contrary to Section 143 (1) of Public Finance Management (National Government) Regulations, 2015 which prescribe that the Accounting Officer shall be responsible for maintaining a register of assets under his or her control or possession as prescribed by the relevant laws.

In the circumstances, Management was in breach of law.

## **4. Inadequate classrooms**

It was observed that the school had 2422 students in the school in the year under review with 42 classrooms implying an average of 58 students per class against the standard requirement of 40 students per class as per Section 17 of the Education Act Cap 211(Revised 1980).

In the circumstances, Management was in breach of the Ministry of Education's basic standard requirements.

## **5. Irregular Transfer of Funds to Kenya Secondary Schools Heads Association**

The statement of receipts and payments and Note 3 to the financial statements reflects boarding and school fund payments amount of Kshs.164,217,750. Included in the expenditure is an amount of Kshs.308,130 transferred to Kenya Secondary School Heads Association (KESSHA). However, KESSHA is a welfare organization that draws its membership from School Principals only. The organization is not defined in Government Funding system and there is no assurance that it has implemented effective, efficient, and transparent financial management and internal control systems to manage the funds transferred by schools.

In the circumstances, value for money transferred to KESSHA amounting to Kshs.308,130 could not be confirmed.

## 6. Under Funding of Capitation Grants

The statement of receipts and payments reflects capitation grants for tuition and capitation grants for operations amount of Kshs.5,030,966 and Kshs.29,099,217 respectively. Comparison of the NEMIS school enrollment against the School enrollment revealed an underfunding of Kshs.1,065,291 for tuition as shown below;

Capitation for Tuition	Date Received	Amount in Cash Book	NEMIS Capitation Received	NEMIS School Enrolment Record	School Enrolment Record	Variance of Students	Over/ (Under Funding)
January, 2024	10/1/2024	1,200,594	2,401,188	1996	2400	(404)	(653,672)
January 2024	28/03/2024	1,200,594					
May, 2024 Final	20/06/2024	1,501,600	1,501,600	2000	2424	(424)	(411,619)
<b>Total</b>		<b>3,902,788</b>	<b>3,902,788</b>				<b>(1,065,291)</b>

Further, comparison of the NEMIS school enrollment against the school enrollment revealed an underfunding of Kshs.4,145,591 for operations as shown below;

Capitation for Operations	Date Received	Amount in Bank Statements	NEMIS Capitation Received	NEMIS School Enrolment Record	School Enrolment Record	Variance of Students	Over/(Under Funding)
January, 2024	10/1/2024	6,538,576.65	13,077,153	1996	2400	(404)	(2,646,878.72)
January, 2024	28/03/2024	6,538,576.65					
May, 2024 Final	20/06/2024	6,809,400.00	6,809,400	2000	2424	(424)	(1,498,712.80)
<b>Total</b>		<b>19,886,553</b>	<b>19,886,553</b>				<b>(4,145,591)</b>

In the circumstances, underfunding of the school operations may adversely affect service delivery.

## 7. Unconfirmed Students Enrolment Data

The statement of receipts and payments reflects capitation grants for tuition, capitation grants for operations and infrastructure grants totalling Kshs.34,765,083. Comparison of data from National Education Management and information System (NEMIS) with records from the County Director of Education shows variances as shown below:

Year	County Director of Education Number of Students Enrolled	NEMIS Number of Students Enrolled	Variance
2023	2014	1983	31
2024	2446	2000	446

This was contrary to the Ministry of Education Circular MOE.HQS/3/13/3 dated 16 June, 2021 on implementation of Free Day Secondary Education (FDSE) which requires all learners be registered in NEMIS and the principals to ensure their records are accurate.

In the circumstances, services delivery may be affected.

### 8. Failure to/Late Transfer of Infrastructure Funds from Operations Bank Account

The statement of receipts and payments and Note 2 to the financial statements reflects operations grants amount of Kshs.29,099,217 from the Ministry of Education credited in the operations bank account. Included in the amount is Kshs.7,778,400 in respect of infrastructure grants which were to be transferred to infrastructure bank account for maintenance and improvement of the school's facilities.

However, only Kshs.5,578,400 was transferred to infrastructure account, leaving a balance of Kshs.2,200,000 as at 30 June, 2024 as shown in the table below. Further, an amount of Kshs.5,578,400 was transferred later than 20 days of receipt. This was contrary to The Ministry of Education Circular Ref. No: MOE.HQS/3/13/3, June 16, 2021 which directed that infrastructure grants as well as maintenance and improvement funds should be transferred to the school infrastructure account fifteen (15) days upon receipt of the funds in the operations account. The details are summarized below:

S/N	Amount to be transferred to Infrastructure Bank Account	Date Disbursements were Received	Amount Confirmed Transferred to Infrastructure Bank Account	Date Received in Infrastructure Account	Variance in Transferred Amounts	Difference between Date of Receipt and Transfer to Infrastructure Account
1	1,586,400	22/9/2023	1,586,400	13/10/2024	0	21
2	1,996,000	10/01/2024	1,996,000	30/01/2024	0	20
3	1,996,000	28/03/2024	1,996,000	17/05/2024	0	50
4	2,200,000	25/06/2024	2,200,000	-	2,200,000	-
<b>Total</b>	<b>7,778,400</b>		<b>5,578,400</b>		<b>2,200,000</b>	

In the circumstances, Management was in breach of the Ministry of Education Circular.

The audit was conducted in accordance with ISSAI 3000 and ISSAI 4000. The Standards require that I comply with ethical requirements and plan and perform the audit to obtain assurance about whether the activities, financial transactions and information reflected in

the financial statements comply in all material respects, with the authorities that govern them. I believe that the audit evidence I have obtained is sufficient and appropriate to provide a basis for my conclusion.

## REPORT ON EFFECTIVENESS OF INTERNAL CONTROLS, RISK MANAGEMENT AND GOVERNANCE

### Conclusion

As required by Section 7(1)(a) of the Public Audit Act, 2015, based on the audit procedures performed, except for the effect of the matters described in the Basis for Conclusion on Effectiveness of Internal Controls, Risk Management and Governance section of my report, I confirm that nothing else has come to my attention to cause me to believe that internal controls, risk management and governance were not effective.

### Basis for Conclusion

#### 1. Lack of Internal Audit Function and Audit Committee

As previously reported, during the year under review, Management had not constituted an audit committee and an internal audit unit as required by Regulation 166 (1) and (2) of the Public Finance Management (National Government), 2015 which states that, the internal audit unit of a National Government entity shall assess effectiveness of the School through an internal performance appraisal commenting on its effectiveness in the annual report to The National Treasury.

In the circumstances, the School did not benefit from the oversight role and advice from the audit committee and the internal audit function.

#### 2. Failure to Perform Risk Assessment

An audit of the internal controls revealed that the Management had not performed a risk assessment for the financial year ended 2023/2024 contrary to Regulation 165(1) and 170(1) of the Public Finance Management Regulations (National Government), 2015 which requires each National Government entity to develop risk management strategies and a system of risk management.

Failure to perform risk assessment may lead to non-identification of risks and appropriate measures to manage the risks hence affecting key financial areas.

#### 3. Weakness in the Information Communication Technology Environment

As previously reported, review of the Information Technology Internal Controls revealed the following:

- a. The School did not constitute an IT strategic committee which performs oversight function and formulation of policies to ensure that the IT department functions properly.
- b. The School did not have an IT steering committee and periodic IT reports which are supposed to assess the status of implementation of IT systems and suggest corrective measures.
- c. Further, all of the procedures and functions in the finance and accounting department were manually performed as the department is yet to embrace information communication technology in all of its operational areas.

In the circumstances, Management is in breach of the Information Communication Technology internal control guidelines.

The audit was conducted in accordance with ISSAI 2315 and ISSAI 2330. The Standards require that I plan and perform the audit to obtain assurance about whether effective processes and systems of internal controls, risk Management and overall governance were operating effectively in all material respects. I believe that the audit evidence I have obtained is sufficient and appropriate to provide a basis for my conclusion.

### **Responsibilities of Management and those Charged with Governance**

Management is responsible for the preparation and fair presentation of these financial statements in accordance with International Public Sector Accounting Standards (Cash Basis) and for maintaining effective internal controls as Management determines is necessary to enable the preparation of financial statements that are free from material misstatement, whether due to fraud or error and for its assessment of the effectiveness of internal controls, risk management and governance.

In preparing the financial statements, Management is responsible for assessing the School's ability to continue as a going concern, disclosing, as applicable, matters related to going concern and using the going concern basis of accounting unless Management is aware of the intention to cease operations.

Management is also responsible for the submission of the financial statements to the Auditor-General in accordance with the provisions of Section 47 of the Public Audit Act, 2015.

In addition to the responsibility for the preparation and presentation of the financial statements described above, Management is also responsible for ensuring that the activities, financial transactions and information reflected in the financial statements comply with the authorities which govern them and that public resources are applied in an effective way.

Those charged with governance are responsible for overseeing the School's financial reporting process, reviewing the effectiveness of how Management monitors compliance

with relevant legislative and regulatory requirements, ensuring that effective processes and systems are in place to address key roles and responsibilities in relation to governance and risk management, and ensuring the adequacy and effectiveness of the control environment.

### **Auditor-General's Responsibilities for the Audit**

My responsibility is to conduct an audit of the financial statements in accordance with Article 229(4) of the Constitution, Section 35 of the Public Audit Act, 2015 and the International Standards for Supreme Audit Institutions (ISSAIs). The standards require that, in conducting the audit, I obtain reasonable assurance about whether the financial statements as a whole are free from material misstatements, whether due to fraud or error and to issue an auditor's report that includes my opinion in accordance with Section 48 of the Public Audit Act, 2015. Reasonable assurance is a high level of assurance but is not a guarantee that an audit conducted in accordance with ISSAIs will always detect a material misstatement when it exists. Misstatements can arise from fraud or error and are considered material if, individually or in the aggregate, they could reasonably be expected to influence the economic decisions of users taken on the basis of these financial statements.

In conducting the audit, Article 229(6) of the Constitution also requires that I express a conclusion on whether or not in all material respects, the activities, financial transactions and information reflected in the financial statements are in compliance with the authorities that govern them and that public resources are applied in an effective way. In addition, I consider the entity's control environment in order to give an assurance on the effectiveness of internal controls, risk management and governance processes and systems in accordance with the provisions of Section 7(1)(a) of the Public Audit Act, 2015.

Further, I am required to submit the audit report in accordance with Article 229(7) of the Constitution.

Detailed description of my responsibilities for the audit is located at the Office of the Auditor-General's website at: <https://www.oagkenya.go.ke/auditor-generals-responsibilities-for-audit/>. This description forms part of my auditor's report.

  
FCPA Nancy Gathungu, CBS  
**AUDITOR-GENERAL**

**Nairobi**

**04 July, 2025**


**Moi Girls' School Nairobi**

**Annual Report and Financial Statements for the year ended 30<sup>th</sup> June 2024**

**6. Statement Of Receipts and Payments For the Year Ended 30<sup>th</sup> June 2024**


Description Of Vote Head	Note	2023-2024	2022-2023
		Kshs.	Kshs
<b>Receipts</b>			
Government grants for tuition	1	5,030,966	5,025,186
Government grants for operations	2	29,099,217	27,836,248
School fund income- parents' contributions-Equity bank	3	164,217,750	60,489,408
School fund income- NBK bank	4	5,686,789	107,742,561
Income account	5	21,833,366	15,002,958
Infrastructure account	6	634,900	-
<b>Total Receipts</b>		<b>226,502,987</b>	<b>216,096,361</b>
<b>Payments</b>			
Tuition	7	3,781,593	4,162,877
Operations	8	14,719,075	34,309,895
Boarding and school fund –Equity bank	9	170,696,272	133,916,165
Boarding and school fund-NBK bank	10	7,559,906	-
Income account	11	19,270,596	15,462,063
Infrastructure	12	10,665,470	-
<b>Total Payments</b>		<b>226,692,912</b>	<b>187,851,000</b>
<b>Surplus/Deficit</b>		<b>(189,925)</b>	<b>28,245,661</b>

The school financial statements were approved on **30<sup>th</sup> June, 2024** and signed by:



Name: COSMAS O. JOSHUA  
 Chair BOM

Date: 11.06.2024



Name: MARGARET N. NJIRAGU  
 School Principal/ Secretary to BOM

Date: 11.06.2024



Name: MARY M. KARANJA  
 Bursar/ Finance Officer

Date: 11.06.2024

**Moi Girls' School Nairobi****Annual Report and Financial Statements for the year ended 30<sup>th</sup> June 2024****7. Statement of Assets and Liabilities As At 30<sup>th</sup> June 2024**


<b>Description</b>	<b>Note</b>	<b>2023-2024</b>	<b>2022-2023</b>
		<b>Kshs.</b>	<b>Kshs</b>
<b>Financial Assets</b>			
<b>Cash and cash equivalents</b>			
Bank balances	13	9,999,535	10,835,182
Cash balances	14	15,623	(22,960)
Short term investments	15	-	-
<b>Total cash and cash equivalent</b>		<b>10,015,158</b>	<b><u>10,812,222</u></b>
Account's receivables	16	39,152,183	39,400,321
<b>Total financial assets (a)</b>		<b>49,360,631</b>	<b>50,212,543</b>
<b>Financial liabilities</b>			
Accounts payables	17	81,923,810	57,510,742
<b>Total Financial Liabilities (b)</b>		<b>81,923,810</b>	<b>57,510,742</b>
<b>Net financial assets (a-b)</b>		<b>(32,756,389)</b>	<b>(7,298,199)</b>
<b>Represented by</b>			
<b>Accumulated fund b/fwd 1<sup>st</sup> July</b>	18	(32,566,464)	(35,543,560)
<b>Surplus/deficit for the year</b>		(189,925)	28,245,361
<b>Net Assets</b>		<b>(32,756,389)</b>	<b>(7,298,199)</b>

**Moi Girls' School Nairobi**

**Annual Report and Financial Statements for the year ended 30<sup>th</sup> June 2024**

---


The school's financial statements were approved on 30/06/2024 and signed by:



Name: COSMAS O. JUMA

Chair BOM

Date: 11.06.2024



Name: MARGARET N. NJOROGE

School Principal/ Secretary to

BOM

Date: 11.06.2024



Name: MARY M. KAROTI

Bursar/ Finance Officer

Date: 11.06.2024

## Moi Girls' School Nairobi

### Annual Report and Financial Statements for the year ended 30<sup>th</sup> June 2024

#### 8. Statement of Cash Flows for the Year Ended 30<sup>th</sup> June 2024

Description	Note	2023-2024	2022-2023
		Kshs.	Kshs.
Government grants for tuition	1	5,030,966	5,025,186
Government grants for operations	2	29,099,217	27,836,248
School fund income- Parents contributions/ fees-Equity bank	3	164,217,750	60,489,408
School fund income- other receipts-NBK bank	4	5,686,789	107,742,561
Income account	5	21,833,366	15,002,958
Government grants for Infrastructure	6	634,900	
Net decrease in debtors		8,067,472	472,594
Net increase in Creditors		24,941,616	18,916,075
<b>Total receipts</b>		<b>259,512,075</b>	<b>235,485,030</b>
<b>Payments</b>			
Cash outflows for Tuition	7	3,781,593	4,162,877
Cash outflows for operations	8	14,719,075	34,309,895
Cash outflows Boarding and school fund payments -Equity	9	170,696,272	133,916,166
Cash outflows Boarding and school fund payments-NBK	10	7,559,906	
Cash outflows Income account	11	19,270,596	15,462,063
Cash outflows for Infrastructure	12	10,665,470	
<b>Total payments</b>		<b>226,692,912</b>	<b>187,851,001</b>
Net decrease in Creditors		18,043,722	6,479,339
Net increase in debtors		15,898,416	13,509,575
<b>Net cash inflow/outflow from operating activities</b>		<b>(797,064)</b>	<b>27,645,115</b>
<b>Cash flow from investing activities</b>			
Proceeds from Sale of Assets			
Acquisition of Assets			-
Proceeds from investments			-
Purchase of investments			
<b>Net cash inflow/outflows from Investing Activities</b>			-
<b>Cash flow from financing activities</b>			
Proceeds from borrowings/ loans			
Repayment of principal borrowings			
<b>Net cash inflow/outflows from Financing Activities</b>			
<b>Net increase in cash and cash equivalent</b>		<b>(797,064)</b>	<b>27,645,115</b>
<b>Cash and cash equivalent at beginning of the FY</b>		<b>10,812,222</b>	<b>(16,832,893)</b>
<b>Cash and cash equivalent at end of the FY</b>		<b>10,015,158</b>	<b>10,812,222</b>

Note: Cash and Cash Equivalent is the summation of Note 10, 11 and 12.


# Moi Girls' School Nairobi

## Annual Report and Financial Statements for the year ended 30<sup>th</sup> June 2024

---


*(The above presentation of cash flow statement uses the direct method of cash flow presentation which is encouraged under IPSAS. Schools should therefore adopt the direct method of cash flow as recommended by PSASB).*

The school's financial statements were approved on 30/06/ 2024 and signed by:

  
.....  
Name: CORINA O. JORUA


Chair BOM

Date: 11.06.2024

  
.....  
Name: MARGARET N. NJIRAGU

School Principal/ Secretary to  
BOM

Date: 11.06.2024

  
.....  
Name: MARY M. WANJIKU

Bursar/ Finance Officer

Date: 11.06.2024

**Moi Girls' School Nairobi**

**Annual Report and Financial Statements for the year ended 30<sup>th</sup> June 2024**

**9. Statement Of Budgeted Versus Actual Amounts for The Year Ended 30<sup>th</sup> June 2024**

Receipt/Expenses Item	Original Budget	Adjustments	Final Budget	Actual On Comparable Basis	% Of Utilization
	a	b	c=a+b	d	e=d/c %
	Kshs	Kshs	Kshs	Kshs	Kshs
<b>Receipts</b>					
<i>(1) Capitation Grant on Tuition</i>					
Reference Materials					
Exercise Books					
Laboratory Equipment					
Internal Exams					
Teaching / Learning Materials					
Exams And Assessment					
Tuition	8,288,000	-	8,288,000	5,030,966	61%
<i>(2) Capitation Grant on Operations</i>					
Personnel Emoluments	9,400,000	-	9,400,000	6,666,029	71%
Repairs And Maintenance	4,000,000	-	4,000,000	3,550,681	89%
Local Transport / Travelling	1,880,000	-	1,880,000	2,043,422	109%
Electricity And Water	3,760,000	-	3,760,000	2,475,712	66%
Medical	-	-	-	2,128,544	
Administration Costs	3,760,000	-	3,760,000	1,824,210	49%
Activity	3,000,000	-	3,000,000	1,551,526	51%
Gratuity					
<i>3) FDSE for infrastructure</i>					
Maintenance & Improvement .MoE	6,000,000	-	6,000,000	5,760,000	96%
M&I parents' contribution	30,000,000	-	30,000,000	20,250,879	68%
Economic Stimulus Programs					
Transition Infrastructure Grants					
Administration Block					
<i>(4) Fees Charged on Parents</i>					
Personnel Emoluments	15,062,000	-	15,062,000	14,603,036	96%
Repairs And Maintenance	3,000,000	-	3,000,000	4,335,646	-44%
Local Transport / Travelling	5,280,000	-	5,280,000	5,535,100	-4%
Electricity And Water	13,600,000	-	13,600,000	13,315,644	97%
Medical					
Administration Costs	6,800,000	-	6,800,000	6,834,359	-1%
Activity	1,596,000	-	1,596,000	1,956,019	-23%

# Moi Girls' School Nairobi

## Annual Report and Financial Statements for the year ended 30<sup>th</sup> June 2024

SMASSE					
Fee On Boarding Equipment and Stores	60,770,000	-	60,770,000	66,088,227	-9%
<b>5) Miscellaneous Income</b>					
Loans / Borrowing					
Rent income					
Income From Farming Activities					
Insurance Compensation					
Income From Posho Mill					
Income From Bus Hire					
Fee For Hire of Ground and Equipment					
Interest Income					
Income From Any Other Investment					
<b>Total Income</b>	<b>176,196,000</b>		<b>176,196,000</b>	<b>163,950,000</b>	
<b>(6) Expenditure For Tuition</b>					
Textbooks					
Reference Materials					
Exercise Books	4,000,000	-	4,000,000	857,800	21%
Laboratory Equipment	1,768,400	-	1,768,400	-	-
Internal Exams	4,815,000	-	4,815,000	1,831,700	38%
Teaching / Learning Materials	1,440,080	-	1,440,080	620,653	43%
Chalks					
Exams And Assessment					
Teachers Guides					
Administration Costs					
Tuition A/C					
Bank Charges					
<b>(7) Expenditure For Operations</b>					
Personnel Emoluments	9,400,000	-	9,400,000	8,883,024	95%
Repairs, Maintenance & Improvements	8,250,000	-	8,250,000	7,215,362	87%
Local Transport / Travelling	1,880,000	-	1,880,000	20,150	1%
Electricity, Water & Conservancy	3,760,000	-	3,760,000	3,918,336	-4%
Medical					
Administration Costs	3,760,000	-	3,760,000	1,685,000	45%
Activity Expenses	3,000,000	-	3,000,000	191,050	6%
SMASSE					
<b>(8) Expenditure For infrastructure</b>					
Construction of classrooms	9,404,758	-	9,404,758	9,404,758	100%
Construction of LAB					
Construction of DORMS					
Purchase of furniture					

## Moi Girls' School Nairobi

### Annual Report and Financial Statements for the year ended 30<sup>th</sup> June 2024

Purchase of equipment					
Purchase of machinery					
<b>(9) Expenditure For school fund/lunch/boarding</b>					
Personnel Emoluments	15,062,000	-	15,062,000	13,503,118	90%
Repairs, Maintenance and Improvements	4,000,000		4,000,000	17,763,025	-344%
Local Transport / Travelling	5,280,000	-	5,280,000	4,097,577	78%
Electricity, Water and Conservancy	13,600,000	-	13,600,000	8,582,594	63%
Medical Expenses				40,023	-
Administration Costs	6,800,000	-	6,800,000	22,027,220	-224%
Activity	1,596,000	-	1,596,000	1,148,234	72%
Gratuity					
Lunch Programme					
Boarding Equipment and Stores	60,274,520	-	60,274,520	55,000,749	91%
Expenditure For Income Generating Activity					
Insurance Costs					
Other Expenses On Investments					
Rent Expenses					
Bank Charges					
Loan Interest Repayment					
Loan Principal Repayment					
Acquisition Of Assets					
<b>Total Expenditures</b>	<b>158,090,758</b>		<b>158,090,758</b>	<b>156,790,373</b>	

## **10. Significant Accounting Policies**

The principal accounting policies adopted in the preparation of these financial statements are set out below:

### **1. Statement of compliance and basis of preparation**

The financial statements have been prepared in accordance with and comply with International Public Sector Accounting Standards (IPSAS) with particular emphasis on Cash Basis Financial Reporting under the Cash Basis of Accounting and applicable government legislations and regulations. The financial statements comply with and conform to the form of presentation prescribed by the Public Sector Accounting Standards Board of Kenya.

This cash basis of accounting has been supplemented with accounting for; a) receivables that include school fees from parents, imprest, salary advances and other receivables and b) payables that include deposits and retentions and payables from operations.

The financial statements are presented in Kenya Shillings, which is the functional and reporting currency of the *school*, and all values are rounded to the nearest Kenya Shilling (Kshs). The accounting policies adopted have been consistently applied to all the years presented.

### **2. Recognition of receipts and payments**

The *school* recognises all receipts from the various sources when the event occurs, and the related cash has actually been received by the *school*. In addition, the *school* recognises all expenses when the event occurs, and the related cash has actually been paid out by the *school*. Income arising from school fees is recognised when the event occurs whether cash is received or not. Expenditure arising from operations is recognised when the event occurs irrespective of receipt of cash.

### **3. In-kind contributions**

In-kind contributions are donations that are made to the *school* in the form of actual goods and/or services rather than in money or cash terms. These donations may include vehicles, equipment or personnel services. Where the financial value received for in-kind contributions can be reliably determined, the *school* includes such value in the statement of receipts and payments both as a receipt and as a payment in equal and opposite amounts; otherwise, the contribution is not recorded.

### **4. Cash and cash equivalents**

Cash and cash equivalents comprise cash on hand and cash at bank, short-term deposits on call and highly liquid investments with an original maturity of three months or less, which are readily convertible to known amounts of cash and are subject to insignificant risk of changes in value. Bank account balances include amounts held at various financial institutions at the end of the financial year.

## **Moi Girls' School Nairobi**

### **Annual Report and Financial Statements for the year ended 30<sup>th</sup> June 2024**

---

#### **5. Accounts Receivable**

For the purposes of these financial statements, imprests and advances to authorised public officers and/or institutions which were not surrendered or accounted for at the end of the financial year are treated as receivables. Accounts receivables also include school fees billed to parents for services rendered but not paid. This is an enhancement to the cash accounting policy. Other accounts receivables are disclosed in the financial statements.

#### **6. Accounts Payable**

For the purposes of these financial statements, deposits and retentions held on behalf of third parties have been recognized as accounts payables. This is in recognition of the government practice of retaining a portion of contracted services and works pending fulfilment of obligations by the contractor and to hold deposits on behalf of third parties. Payables also include expenditure incurred for the purchase of goods, works and services that has been rendered and not settled. This is an enhancement to the cash accounting policy adopted for public secondary schools. Other liabilities are disclosed in the financial statements.

#### **7. Non-current assets**

Non-current assets are expensed at the time of acquisition while disposal proceeds are recognized as receipts at the time of disposal. However, the acquisitions and disposals are reflected in the school fixed asset register a summary of which is provided as a memorandum to these financial statements.

#### **8. Budget**

The budget is developed on the same accounting basis (cash basis), the same accounts classification basis, and for the same period as the financial statements. The *school's* budget was approved by the School Board of Management. A comparison of the actual performance against the comparable budget for the financial year under review has been included in the financial statements.

#### **9. Comparative figures**

Where necessary comparative figures for the previous financial year have been amended or reconfigured to conform to the required changes in presentation.

#### **10. Subsequent events**

There have been no events subsequent to the financial year end with a significant impact on the financial statements for the year ended 30<sup>th</sup> June 2024.

**11. Notes To The Financial Statements**

**1 Government Grants for Tuition**

Description	2023-2024	2022-2023
	Kshs	Kshs
Tuition		1,771,127
Exercise books		
Laboratory equipment and apparatus		
Teaching/learning materials	4,908,566	3,254,059
Internal exams	122,400	
Reference books		
<b>Total</b>	<b>5,030,966</b>	<b>5,025,186</b>

**2 Government grants for operations**

Description	2023-2024	2022-2023
	Kshs	Kshs
Personnel emoluments	6,666,029	6,547,143
Maintenance and improvement	9,310,681	7,120,000
Local transport / travelling	2,043,422	2,018,840
Electricity and water	2,475,712	2,344,345
Other Votes		
Medical	2,128,544	351,400
Administration costs	1,824,210	1,927,207
SNE	99,092	316,646
MOE		
Activity	1,551,527	1,004,563
Classrooms	3,000,000	90,000
Infrastructure Grants		6,116,105
<b>Total</b>	<b>29,099,217</b>	<b>27,836,248</b>

## Moi Girls' School Nairobi

### Annual Report and Financial Statements for the year ended 30<sup>th</sup> June 2024

#### 3 Parents contribution/fees - school fund account-equity bank

Description	2023-2024	2022-2023
	Kshs	Kshs
Personnel emoluments	14,603,036	19,145,843
Fee on Boarding Equipment and Stores	66,088,228	
Repairs and maintenance	4,335,646	4,535,691
Local transport / travelling	5,535,100	7,119,296
Electricity and water	13,315,644	18,313,024
Medical		312,465
Administration costs	6,834,359	8,889,119
Arrears	15,318,182	
Activity	1,956,019	2,173,971
Development	12,087,245	
Prepaid fees	1,019,968	
Furniture	2,500,015	
Infrastructure	19,422,356	
Lab charges	72,098	
Matron charges	40,625	
Overpayment	46,139	
Student ID	393,091	
Inter-transfer	650,000.00	
<b>Total</b>	<b>164,217,750</b>	<b>60,489,408</b>

#### 4 Other receipts – school fund account-NBK bank

Description	2023-2024	2022-2023
	Kshs	Kshs
Fee on Boarding Equipment and Stores	2,380,129	65,197,389
Electricity, water & C	494,542	
LT&T	207,362	
Administration cost	257,699	
Repairs and Maintenance	164,672	
Personal Emoluments	514,343	-
Personal items		29,500
PA projects		-
Infrastructure	828,523	30,299,601

# Moi Girls' School Nairobi

## Annual Report and Financial Statements for the year ended 30<sup>th</sup> June 2024

Caution Money			21,305
Rent income			-
Income from boosters			-
Motivational workshops			200,560
Income from Sale of farm produce			300
Activity		76,573	
Fee for hire of ground and equipment			
Income from grants and donations*			-
Furniture		20,441	1,960,440
University application			
Lab charges		300	66,770
Matron charges			61,718
Boarding items			46,629
Student ID cards		7,142	216,114
PA academic programs			154,246
SES			401,157
Bursary			20,000
Professional services			650,594
Development		65,663	
Smasse			300
Prepaid fee		34,018	7,943,305
Fees arrear recovery		635,382	472,629
Accomodation			5
<b>Total</b>		<b>5,686,789</b>	<b>107,742,561</b>

### 5 Income account

Description		2022-2023	2022-2023
		Kshs	Kshs
Accommodation		21,187,585	13,620,993
Boosters		645,781	1,129,065
PE			199,400
rent			43,500
Administration costs			10,000
<b>Total</b>		<b>21,833,366</b>	<b>15,002,958</b>

## Moi Girls' School Nairobi

### Annual Report and Financial Statements for the year ended 30<sup>th</sup> June 2024

#### 6 Infrastructure account

Description		2023-2024	2022-2023
		Kshs	Kshs
Maintenance and Infrastructure		-	-
Resource centre		634,900	-
Local transport / travelling			
Classrooms			-
Bank charges			-
<b>Total</b>		<b>634,900</b>	<b>-</b>

#### 7 Payment for tuition

Description		2023-2024	2022-2023
		Kshs	Kshs
Tuition			-
Exercise books		857,800	
Laboratory equipments and apparatus		395,895	-
Teaching/learning materials		620,653	1,462,215
ICT		74,000	
Internal exams		1,831,700	2,699,222
Reference books			
Bank charges		1,545.00	1,440
<b>Total</b>		<b>3,781,593</b>	<b>4,162,877</b>

#### 8 Payments for operations

Description		2023-2024	2022-2023
		Kshs	Kshs
Personal Emoluments		8,883,024	11,532,414
Service Gratuity			
Administration Cost		1,685,000	110,000
Repairs and maintenance & Imp.			17,101,447
Local transport / travelling		20,150	333,900
Electricity and water		3,918,336	3,363,824
Medical		17,930	
Activity Expenses		191,050	1,059,300
Bank Charges		3,585	10,700
Acquisition of Assets			798,310
<b>TOTAL</b>		<b>14,719,075</b>	<b>34,309,895</b>

# Moi Girls' School Nairobi

## Annual Report and Financial Statements for the year ended 30<sup>th</sup> June 2024

### 9 Boarding and school fund payments-equity bank

Description		2023-2024	2022-2023
		Kshs	Kshs
Activity		1,106,684.00	2,077,800
Posho mill			
Bus hire			
Personnel emoluments		9,308,445	10,368,910
Service Gratuity			702,801
Repairs and maintenance & Improvements		17,344,115	11,484,567
Local transport / travelling		3,510,152	7,160,000
Electricity and water		7,919,744	4,981,713
Medical Expenses		40,023	802,416
Administration costs		25,098,173	18,143,841
Prize giving			-
Bank Charges		75,480	-
Infrastructure			7,800,000
Fee on Boarding Equipment and Stores		53,687,061	44,810,600
Other Expenses		2,008,006	
SES		5,357,498	3,160,725
prepaid fees			-
Service pay		3,021,980	-
Motivation		1,971,000	4,474,246
Fees refund		129,411	91,900
Accommodation			-
Exercise books		308,400	5,602,320
Teaching and learning materials		1,432,270	3,506,460
KNEC			1,054,488
Uniforms			-
Lab equipment		1,812,158	1,214,040
Acquisition of Assets		18,866,500	
Creditors paid		17,699,172	6,479,339
<b>TOTAL</b>		<b>170,696,272</b>	<b>133,916,166</b>

## Moi Girls' School Nairobi

### Annual Report and Financial Statements for the year ended 30<sup>th</sup> June 2024

#### 10 Boarding and school fund payments-NBK bank

Description		2023-2024	2022-2023
		Kshs	Kshs
Activity		41,550.00	
Posho mill			
Bus hire			
Personnel emoluments		2,585,114	
Repairs and maintenance & Improvements		418,910	
Local transport / travelling		587,065	
Electricity and water		662,850	
Medical Expenses			
Administration costs		1,532,107	
Prize giving			
Bank Charges		6,960	
Infrastructure			
Fee on Boarding Equipment and Stores		1,226,986	
Service pay		80,000	
Canteen expense			
University application			
Fees refund		73,814	
Lab equipment			
Acquisition of Assets			
Creditors paid		344,550	
<b>TOTAL</b>		<b>7,559,906</b>	<b>-</b>

#### 11 Income account expenses

Description		2023-2024	2022-2023
		Kshs.	Kshs
Accommodation			1,635,400
Boosters			-
Local transport / travelling		38,000	913,509
BES		8,320,495	4,120,370
PE		4,662,433	5,563,077
EWC		1,055,618	180,000
Administration costs		1,026,600	1,651,317
RMI		2,162,630	598,780

## Moi Girls' School Nairobi

### Annual Report and Financial Statements for the year ended 30<sup>th</sup> June 2024

Bank charges			14,350
Exams		162,590	267,750
Prize giving			465,310
Activity		909,180	52,200
T/Learning materials		933,050	
<b>Total</b>		<b>19,270,596</b>	<b>15,462,063</b>

#### 12 Infrastructure account expenses

Description		2023-2024	2022-2023
		Kshs	Kshs
Maintenance and Infrastructure		5,760,000	-
Resource centre		754,726	-
Administration expenses		635,442	
Classrooms		3,514,834	-
Bank charges		468	-
<b>Total</b>		<b>10,665,470</b>	<b>-</b>

*Expenses on income generating activities\*\* should include all costs relating to the school earnings on o should include farm maintenance, posho mill maintenance, ground maintenance and costs incurred duri*

#### 13 Bank accounts

Name of Bank, Account No. & currency	Bank Account Number	2023-2024	2022-2023
		Kshs;	Kshs
Tuition Account		1,623,366	719,993
Operations Account		3,543,779	1,176,500
School Fund Account/Equity bank		3,103,330	7,314,935
School Fund Account/NBK bank		(2,523,117)	
Savings Account			
Income generating activities Account		3,149,246	689,642
Infrastructural Account		1,102,931	934,112
Farm Account			
<b>Total</b>		<b>9,999,535</b>	<b>10,835,182</b>

## Moi Girls' School Nairobi

### Annual Report and Financial Statements for the year ended 30<sup>th</sup> June 2024

#### 14 Cash in hand

Description		2023-2024	2022-2023
		Kshs	Kshs
Tuition Account			
Operation Account			
Income generating activities Account		(523)	37,477
School Fund account-Equity bank		16,146	(60,437)
<b>Total</b>		<b>15,623</b>	<b>(22,960)</b>

#### 15 Short term investments

Description		2023-2024	2022-2023
		Kshs	Kshs
Cooperative shares			
Treasury Bills			
Fixed deposit			
Equity stock			
Other investments			
<b>Total</b>			

#### 16 Accounts receivable

Description		2023-2024	2022-2023
		Kshs	Kshs
Fees arrears		39,116,183	39,364,321
Other non-fees receivables			
Salary advances		36,000	36,000
Imprest			
<b>Total</b>		<b>39,152,183</b>	<b>39,400,321</b>
[Include an ageing of the fees / non fees arrears below]			
Description		2023-2024	2022-2023
		Kshs	Kshs
Fees arrears for current year		15,898,416	13,509,575
Fees arrears for the previous year		938,486	3,575,465
Fees arrears for prior periods (over two years)		22,279,281	22,279,281
<b>Total</b>		<b>39,116,183</b>	<b>39,364,321</b>

# Moi Girls' School Nairobi

## Annual Report and Financial Statements for the year ended 30<sup>th</sup> June 2024

### 17 Accounts payable

Description		2023-2024	2022-2023
		Kshs	Kshs
Trade creditors (See ageing below and appendix 1)		80,869,824	49,567,438
Prepaid fees		1,053,986	7,943,304
Retention monies		25,400,886	
<b>Total</b>		<b>81,923,810</b>	<b>57,510,742</b>
[Include an ageing of the creditor's arrears below]			
Description		2023-2024	2022-2023
		Kshs	Kshs
Trade creditors for current year		49,278,516	17,499,807
Trade creditors for the previous year		14,360,896	14,837,300
Trade creditors for prior periods (over two years)		17,230,412	17,230,332
<b>Total</b>		<b>80,869,824</b>	<b>49,567,438</b>

### 18 Fund balance brought forward

Description		2023-2024	2022-2023
		Kshs	Kshs
Bank balances		9,999,535	10,835,182
Cash balances		15,623	(22,960)
Short Term Investments			
Receivables		39,345,473	39,364,321
Payables		81,923,810	57,510,442
<b>Total</b>		<b>(32,566,464)</b>	<b>(7,298,199)</b>

### Other important disclosure notes

IPSAS Cash Standard encourages an entity to disclose accrual-related information in relation to an entity's assets and liabilities. The notes outlined below are disclosure notes in relation to the school's non-financial assets and liabilities.

## Moi Girls' School Nairobi

### Annual Report and Financial Statements for the year ended 30<sup>th</sup> June 2024

#### 19. Non-current Liabilities Summary

Description	Insert Current FY	Insert Comparative FY
	Kshs	Kshs
Bank Loans	xxx	xxx
Outstanding Leases	xxx	xxx
Hire Purchase	xxx	xxx
Gratuity And Leave Provision	xxx	xxx
Others (specify)	xxx	xxx
<b>Total</b>	<b>xxx</b>	<b>xxx</b>

#### 20. Biological assets

Description	30 <sup>th</sup> June 2024	Insert Current FY	Insert Comparative FY
		Kshs	Kshs
Cattle	6		
Sheep	13		
Trees			
Coffee Or Tea Plantation			
Poultry	100		
Others (specify) Pig	70		
<b>Total</b>	<b>189</b>		

#### 21. Borrowings

Description	Kshs	Kshs
Borrowings at beginning of the year	xxx	xxx
Borrowings during the year	xxx	xxx
Repayments during the year	(xxx)	(xxx)
<b>Balance at the end of the year</b>	<b>xxx</b>	<b>xxx</b>

# Moi Girls' School Nairobi

## Annual Report and Financial Statements for the year ended 30<sup>th</sup> June 2024

---

### Other important disclosure notes

#### 22. Stock/ Inventory

Description	Insert Current FY	Insert Comparative FY 2023
	Kshs	Kshs
Food stuffs	401,892	170,443
Lab consumables	xx	xx
Farm produce	xx	xx
Medication	xx	493,314
Construction Materials	xx	xx
Others (specify)	xx	xx
	<b>xx</b>	<b>xx</b>

*(Stock to be measured at lower of cost and net realisable value. Net realisable value is the difference between selling costs less costs to sell)*


# Moi Girls' School Nairobi

## Annual Report and Financial Statements for the year ended 30<sup>th</sup> June 2024

### 1. PROGRESS ON FOLLOW UP OF AUDITOR RECOMMENDATIONS

The following is the summary of issues raised by the external auditor, and management comments that were provided to the auditor.

Ref No.	Issue / Observations from Auditor	Management comments	Status: (Resolved / Not Resolved)	Timeframe: (Put a date when you expect the issue to be resolved)
1.	Recovery of fees arrears amounting to Kshs. <b>39,307,173</b>	The school to put up measures and recover the fees arrears	Partly solved recovered	
2.	Pay accounts payables amounting to Kshs <b>38,159,473</b>	The school to pay pending bills	The school paid partially	

  
11.06.2025

Sign and Date

Chief Principal



**Moi Girls' School Nairobi****Annual Report and Financial Statements for the year ended 30<sup>th</sup> June 2024****12. Annexes****Annex I - Analysis of Pending Accounts Payable****CREDITORS STATUS PRIOR PERIODS AS AT 30TH JUNE 2024**

	<b>NAME OF SUPPLIER</b>	<b>BALANCE DUE</b>	<b>VOTEHEAD</b>	<b>YEAR</b>
1	Dynamic Photo & Video	151,000	Adm.cost	2018
2	JuheWater solution`	220,000	E.w.c	2018
3	G.K. Kiongo	50,000	Bes	2019
4	Kenyan Drapers	730,924	Bes	2018
5	Jenito Suppliers	1,025,020	Ses	2018
6	Utumoni F. Ltd.	667,370	Ses	2018
7	Rafiki leon Hardware	297,110	Rmi	2018
8	Westend Raha Enterprises	1,289,053	Bes	2018
9	Loolopon Meat & Veg. Supplies	475,106	Bes	2018
12	Three Stars Electricals	60,000	Rmi	2019
13	Pin-Point H. Services	312,100	Adm.cost	2019
14	Belea Pharmacy	500,000	Medicine	2018
15	Kenya Meat Commission	362,000	Bes	2018
16	Faystep General	450,000	Rmi	2018
17	Primehood Suppliers	700,000	Activities	2018
18	All Tymes Tents	261,046	Adm.cost	2018
19	Lavington Security	700,000	P.Emolument	2018
20	Quinex Electricals	350,000	E.w.c	2018
21	Dolian International	900,000	Bes	2018
22	New day products	141,670	Bes	2018
23	Shaanab Enterprises	277,200	Bes	2019
24	Jackson K. Njamba	70,000	E.w.c	2019
25	Meatmatt ltd	300,000	Bes	2019
26	Bival Enterprises	300,000	Tuition	2019
27	Jamcees Enterprises	793,304	Tuition	2019
28	Mwaki Electrical	50,000	Rmi	2019
29	New kcc	210,000	Bes	2019
30	Wideview traders	198,150	Rmi	2019
31	Benchmark plumber	281,130	E.w.c	2019
32	Giltech Fabricators	925,000	Bes	2021
33	Axum Enterprises	556,000	Uniforms	2023
34	School Equipment	248,249	Lab.Equipments	2020
	<b>TOTAL KSH.</b>	<b>14,360,896</b>		

## Moi Girls' School Nairobi

### Annual Report and Financial Statements for the year ended 30<sup>th</sup> June 2024

#### CREDITORS STATUS AS AT 30th JUNE 2024

	NAME OF SUPPLIER	BALANCE DUE	VOTEHEAD	ACCOUNT	YEAR
1	Gweethah ventures	1,665,000	Bes	FUND	2024
2	Eshfwan Enterprises	1,829,057	Bes	FUND	2024
3	Bio clean investments	130,000	Adm.cost	FUND	2024
4	Thamperers E.services	82,200	Ewc	FUND	2024
5	Reussite ventures	312,800	Bes	FUND	2024
6	Fiucha focus Investments	131,250	Ses	TUITION	2024
7	Chekanda G.supplies	297,110	Rmi	FUND	2024
8	Bernadetta w.kuria	15,200	Bes	FUND	2024
9	Githunguri dairy farmers cooperative society	333,384	Bes	FUND	2024
10	kan kan General supplies	2,939,000	ses	TUITION	2024
11	Delsepsi feeds	368,000	Bes	FUND	2024
12	Mwanfan Enterprises	420,000	Bes	FUND	2024
13	Marrow suppliers	522,000	Bes	FUND	2024
14	Movers choice meat suppliers	1,189,250	Medicine	FUND	2024
15	Tempico Merchants	756,000	Rmi	FUND	2024
16	Sezen garage	635,900	Itt	FUND	2024
17	Ganje Ventures	198,470	Bes	FUND	2024
18	Trinity petroleum ltd	170,000	Ses	TUITION	2024
19	liligold general suppliies	256,450	Rmi	OPERATION	2024
20	Gammitech Holdings limited	685,125	Rmi	OPERATION	2024
21	Crieff general supplies	1,972,482	Bes	FUND	2024
22	Diana Nyakwea	904,220	Bes	FUND	2024
23	Phormax Enterprises	481,200	Adm.cost	OPERATION	2024
25	Bomacrete ventures	3,579,121	Ewc	FUND	2024
26	Build scape limited	1,407,940	Rmi	FUND	2023
27	Sistos supplies company ltd	219,450	Bes	FUND	2023
28	Sweems consult ltd	475,000	Rmi	OPERATION	2023
29	Jonita holdings limited	100,400	Bes	FUND	2024
30	Churchil Munene	228,121	Bes	FUND	2022
31	Mwonjoka suppliers	1,200,000	Adm.cost	FUND	2024
30	Janisa supplies	373,500	Bes	FUND	2024
31	Dormitory	25,400,886	Infrastructure	Infrastructure	2024
	<b>TOTAL KSH</b>	<b>23,877,630</b>			2024

**Moi Girls' School Nairobi**

**Annual Report and Financial Statements for the year ended 30<sup>th</sup> June 2024**

**Annex 2 – Summary of Fixed Assets Register**

**MOI GIRLS' SCHOOL NAIROBI**

**ANNUAL PHYSICAL STORES CHECK - (FIXED ASSETS) REGISTER**

**AS AT 31/06/2024**

	<b>PATICULARS</b>	<b>Date Purchased</b>	<b>Unit</b>	<b>No. In Stock</b>	<b>Location</b>	<b>Condition</b>	<b>Estimated unit cost</b>	<b>Total Cost</b>	<b>Additional Assets</b>
1	Executive chairs	2017	No	1	Principal's office	Serviceable	25,000	25,000	
2	Visitors chairs	2017	No	6	Principal's office	Serviceable	18,000	108,000	
3	Executive desk	2017	No	1	Principal's office	Serviceable	75,000	75,000	
4	Mirror	2019	No	1	Principal's office	Serviceable	9,000	9,000	
5	Cabinet	2017	No	2	Principal's office	Serviceable	70,000	140,000	
6	Cctv accessories	2008	No	1	Principal's office	Serviceable	50,000	50,000	
7	Cctv cameras	2008	No	100	All round	Serviceable	5,500	550,000	
8	Excecutive chairs	2017	No	2	D/p offices	Serviceable	15,000	30,000	
9	Executive desk	2017	No	4	D/p offices	Serviceable	46,000	184,000	
10	Wooden Cabinet	2017	No	2	D/P offices	Serviceable	25,000	50,000	
11	Mirror	2019	No	2	D/P offices	Serviceable	9,000	18,000	
12	Wooden cupboard	2018	No	2	D/p offices	Serviceable	45,000	90,000	
13	Mettalic cabinet	2000	No	1	Bursar's office	Serviceable	40,000	40,000	

## Moi Girls' School Nairobi

### Annual Report and Financial Statements for the year ended 30<sup>th</sup> June 2024

14	Computer set	2010	No	1	Bursar's office	Serviceable	40,000	40,000
15	Office chair	2017	No	1	Bursar's office	Serviceable	13,000	13,000
16	Office desk	2017	No	2	Bursar's office	Serviceable	50,000	100,000
17	Office table	2017	No	1	Bursar's office	Serviceable	9,000	9,000
18	Wooden cabinet	2017	No	1	Secretary's office	Serviceable	35,000	35,000
19	Computer set	2010	No	1	Secretary's office	Serviceable	40,000	40,000
20	Printers	2010	No	1	Secretary's office	Serviceable	35,000	35,000
21	Office desk	2017	No	1	Secretary's office	Serviceable	45,000	45,000
22	Office table	2017	No	1	Secretary's office	Serviceable	10,000	10,000
23	Scanner	2017	No	1	Secretary's office	Serviceable	5,000	5,000
24	Printers	2010	No	2	Accounts office	Serviceable	40,000	80,000
25	Computer set	2010	No	3	Accounts office	Serviceable	40,000	120,000
26	Work station	2021	No	1	Accounts office	Serviceable	120,000	120,000
27	Copy printer	2008	No	1	Printing room	Serviceable	700,000	700,000
28	Photocopiers	2008	No	3	Printing room	Serviceable	230,000	690,000
29	Table	2010	No	1	Printing room	Serviceable	15,000	15,000
30	Office chair	2017	No	1	Printing room	Serviceable	15,000	15,000
31	Bus	2006	No	1	Garage	Serviceable	7,000,000	7,000,000
32	Van	1991	No	2	Garage	Serviceable	800,000	1,600,000
33	Van	2011	No	1	Garage	Serviceable	500,000	500,000
34	Lorry	On stock	No	1	Garage	Serviceable	700,000	700,000

# Moi Girls' School Nairobi

Annual Report and Financial Statements for the year ended 30<sup>th</sup> June 2024

35	Bus	On stock	No	1	Garage	Serviceable	3,000,000	3,000,000	
36	Students chair's	On stock	No	2200	Classrooms	Serviceable	6,000	13,200,000	
37	Student's desk	On stock	No	2200	Classrooms	Serviceable	7,000	15,400,000	
38	Computer set	On stock	No	36	Computer room	Serviceable	30,000	1,080,000	
39	Computer set	On stock	No	4	Computer room	Serviceable	30,000	120,000	
40	Double deckers	On stock	No	2200	Hostels	Serviceable	15,000	33,000,000	
41	Office chairs	On stock	No	80	Staff rooms	Serviceable	25,000	2,000,000	
42	Office desks/ lockers	On stock	No	80	Staff rooms	Serviceable	35,000	2,800,000	
43	Dormitories	On stock	No	7	Boarding	Serviceable		250,000,000	1
44	Kitchen	On stock	No	1	Boarding	Serviceable		25,000,000	
45	Bakery set - complete	2017	No	1	Kitchen	Serviceable		2,000,000	
46	Dining hall	On stock	No	2	Boarding	Serviceable	30,000,000	60,000,000	
47	D/H tables	On stock	No	100	Boarding	Serviceable	25,000	2,500,000	
48	D/H tables	On stock	No	30	Boarding	Serviceable	28,000	840,000	
49	D/H chairs	On stock	No	1000	Boarding	Serviceable	800	800,000	
50	Sanatorium	On stock	No	1	Medical	Serviceable		1,000,000	
51	Board room	On stock	No	1	Administration	Serviceable		500,000	
52	Laboratories	On stock	No	5	Tution	Serviceable	20,000,000	100,000,000	
53	Generator	On stock	No	1	Tution	Serviceable		2,000,000	
54	Classrooms	On stock	No	28	Tution	Serviceable	700,000	19,600,000	12
55	Staffrooms	On stock	No	2	Tution	Serviceable	1,000,000	2,000,000	1
56	Departmental offices	On stock	No	17	Tution	Serviceable	500,000	8,500,000	

## Moi Girls' School Nairobi

### Annual Report and Financial Statements for the year ended 30<sup>th</sup> June 2024

57	Land	On stock	Acres	52	School	Serviceable	3,000,000	156,000,000	
58	School chapel	2008	No	1	School	Serviceable		30,000,000	
59	Swimming pool	2004	No	1	School	Serviceable		10,000,000	
60	Perimeter wall	On stock	No	1	School	Serviceable		25,000,000	
61	Staff houses	On stock	No	23	School	Serviceable	4,000,000	92,000,000	9
62	Wheel barrows	2017	No	2	School	Serviceable	4,000	8,000	
63	Mkokoteni	2017	No	1	Farm	Serviceable	15,000	15,000	
64	Trolleys	2022	No	3	Boarding	Serviceable	10,000	30,000	
65	Water tanks	On stock	No	10	Boarding	Serviceable	200,000	2,000,000	
66	Boreholes	On stock	No	2	School	Serviceable	3,000,000	6,000,000	
67	Flood lights	2018	No		School	Serviceable		120,000	
68	Solar panels	2021	No		School	Serviceable		360,000	
								<b>880,114,000</b>	

	Biological assets								
1	Milking cows	On Stock			Farm	Productive		1,400,000	
2	Sheep	On Stock			Farm	Productive		700,000	
3	Pigs	On Stock			Farm	Productive		400,000	
4	Fish	On Stock			Farm	Productive		800,000	
								<b>3,300,000</b>	
	Others								
1	Matress	On Stock	No.	2200	Boarding	Servicable	5,000	11,000,000	
2	Blankets	On Stock	No.	5000	Boarding	Servicable	2,000	10,000,000	
3	Mosquito nets	On Stock	No.	2200	Boarding	Servicable	800	1,760,000	
4	Bed sheets	On Stock	No.	2200	Boarding	Servicable	1,500	3,300,000	
5	P/pillow cases	On Stock	No.	2200	Boarding	Servicable	500	1,100,000	
6	Plates	On Stock	No.	2200	Boarding	Servicable	200	440,000	

# Moi Girls' School Nairobi

## Annual Report and Financial Statements for the year ended 30<sup>th</sup> June 2024

7	Cups	On Stock	No.	2200	Boarding	Servicable	200	440,000
8	Spoons	On Stock	No.	2200	Boarding	Servicable	20	44,000
9	Water heaters	On Stock	No.	5	Boarding	Servicable	2,000	10,000
10	Thermos	On Stock	No.	5	Boarding	Servicable	1,500	7,500
								<b>28,101,500</b>

