




*Paper laid
by Leader
of Majority Party
Tuesday
3/7/2018 Ash*



ANNUAL REPORT AND GROUP FINANCIAL STATEMENT 2017



**Growth
Amid
Adversity**


CONTENTS

	PAGE
Group Information	4-25
Sustainability Report	26-31
Report of the Directors	32-34
Statement on Corporate Governance	35-39
Statement of Directors' Responsibilities	40
Report of the Consulting Actuary	41
Independent Auditors' Report	42-52
Directors' Remuneration Report	53-55
Financial Statements:	
Consolidated Statement of Profit or Loss and Other Comprehensive Income	56
Company Statement of Profit or Loss and Other Comprehensive Income	57
Consolidated Statement of Financial Position	58
Company Statement of Financial Position	59
Consolidated Statement of Changes in Equity	60
Company Statement of Changes in Equity	61
Consolidated Statement of Cash Flows	62
Company Statement of Cash Flows	63
Notes to the Financial Statements	64
Short Term Business Revenue Account	134
Long Term Business Revenue Account	135
Proxy Form	137
Notes	139



KENYA REINSURANCE CORPORATION LIMITED
GROUP INFORMATION
FOR THE YEAR ENDED 31ST DECEMBER 2017

DIRECTORS

- David Kemei - Chairman (Re-elected on 16th June 2017)
- Jadhiah Mwarania - Managing Director (Left 12th March 2018)
- Michael Mbeshi - Ag. Managing Director
- Henry Rotich - Cabinet Secretary, National Treasury
- Chiboli Shakaba - Re-elected on 16 June 2017
- Everest Lenjo
- Felix Okatch
- Maina Mukoma - Re-elected on 16 June 2017
- Jennifer Karina
- Felista Ngatuny
- Anthony Munyao
- Zipporah Mogaka

SECRETARY

Charles Kariuki
 Registration No. R/CPS B/2305
 Certified Public Secretary (Kenya)
 Reinsurance Plaza, Taifa Road
 P O Box 30271 – 00100 GPO
 Nairobi, Kenya.

REGISTERED OFFICE

Reinsurance Plaza
 Taifa Road
 P O Box 30271 – 00100 GPO
 Nairobi, Kenya.

BANKERS

Kenya Commercial Bank Limited
 Moi Avenue
 P O Box 30081 – 00100 GPO
 Nairobi, Kenya.

Citibank NA

Citibank House, Upper Hill
 P.O Box 3071 - 00100
 Nairobi, Kenya.

Bank of Africa

Residence Verdier A13 1ER ET
 01 BP 7539 Abidjan 01
 Plateau, Cote d'Ivoire.

Citibank Zambia Limited

Citibank House
 Stand 4646 Addis Ababa Roundabout
 P.O Box 30037 - 10101
 Lusaka, Zambia.

CONSULTING ACTUARIES**Zamara Actuaries, Administrators & Consultants Limited**

10th Floor, Landmark Plaza
 Argwings Kodhek Road
 P O Box 52439 - 00200 City Square
 Nairobi, Kenya.

Actuarial Services (East Africa) Limited

10th Floor Victoria Towers
 Kilimanjaro Avenue, Upper Hill
 P O Box 10472 – 00100 GPO
 Nairobi, Kenya.

SHARE REGISTRARS**Image Registrars Limited**

Barclays Plaza, Loita Street, 5th Floor
 P O Box 9287 – 00100 GPO
 Nairobi, Kenya.

ADVOCATES**Mose, Mose Milimo & Company Advocates**

Comcraft House, 3rd Floor
 Haile Selassie Avenue
 P O Box 9403 – 00200
 Nairobi, Kenya.

M.A. Otega & Company Advocates

Anniversary Towers, South Tower
 Mezzanine 2, University Way
 P O Box 46630 – 00100 GPO
 Nairobi, Kenya.

Kaplan & Stratton Advocates

Williamson House
 4th Ngong Avenue
 P O Box 40111 – 00100
 Nairobi, Kenya.

SUBSIDIARIES**Kenya Reinsurance Corporation Ltd.****Cote D'Ivoire|Bureau Regional**

Imm. Posilipo, 1er étage, n°13,
 Face Pharmacie du Lycée Technique
 Cocody, Abidjan Côte d'Ivoire
 01 Bp 7539 Abidjan 01

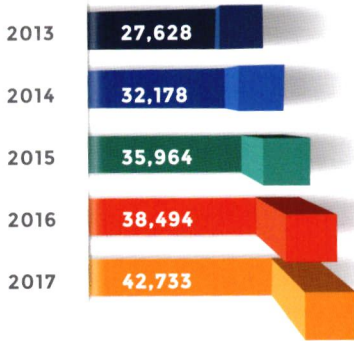
Kenya Reinsurance Corporation - Zambia Limited

D.G Office Park, No. 1 Chila Road
 Kabulonga, Lusaka
 P.O. Box 30578 10101, Zambia.

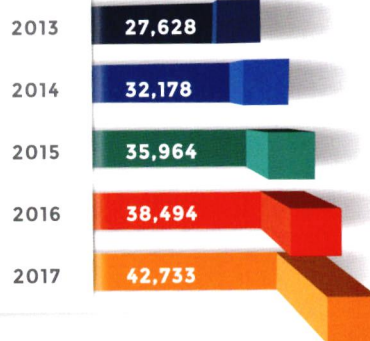
AUDITORS

Auditor General
 Kenya National Audit Office
 P O Box 30084 – 00100 GPO
 Nairobi, Kenya.

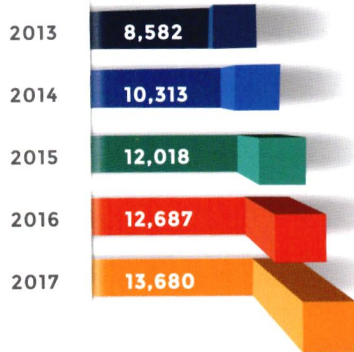
Gross Premium Written in Kshs Millions



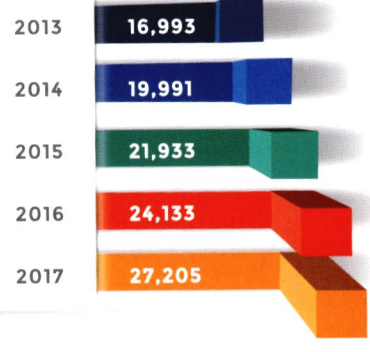
Total Assets in Kshs. Millions



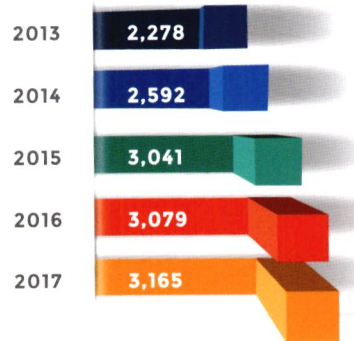
Net Premiums Written in Kshs. Millions



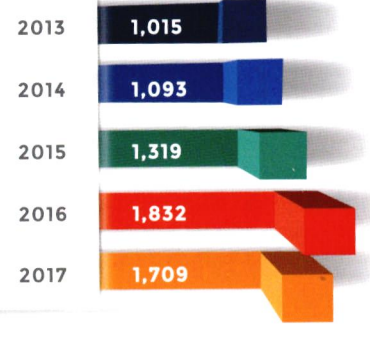
Shareholder's funds in Kshs. Millions




Investment Income in Kshs. Millions



Management Expenses in Kshs. Millions



Investment mix



NOTICE OF THE 2018 ANNUAL GENERAL MEETING

Notice is hereby given that the **20th ANNUAL GENERAL MEETING OF KENYA REINSURANCE CORPORATION LIMITED** will be held at the **Bomas of Kenya, Langata Road, Nairobi**, on **Thursday, 21st June 2018 at 11.00 a.m.** when the following business will be transacted, namely:

AGENDA

1. Constitution of the Meeting - To read the notice convening the Meeting and determine if a quorum is present.
2. To receive, consider and, if approved, adopt the Corporation's audited Financial Statements for the year ended 31st December 2017 together with the Chairman's, Directors' and Auditors' Reports thereon.
3. To approve payment of a first and final dividend of KShs0.85 per share for the financial year ended 31st December 2017 to the shareholders registered in our books as at 21st June 2018 on or about 3rd August 2018, as recommended by the Board, and approve the closure of the Register of Members on 22nd June 2018.
4. Election of Directors:
In accordance with Article 110 of the Corporation's Articles of Association, the following Directors retire by rotation and, being eligible, offer themselves for re-election:
 - i. Mr. Felix Okatch,
 - ii. Mrs. Jennifer Karina,
 - iii. The Cabinet Secretary, National Treasury, Mr. Henry Rotich
5. To note and approve the Directors' remuneration report for the period ended 31st December 2017.
6. Auditors
To note that the audit of the Corporation's books of accounts will continue to be undertaken by the Auditor-General or an audit firm appointed by him in accordance with Section 14 of the State Corporations Act and Section 23 of the Public Audit Act 2015.
7. To authorise the Directors to fix the remuneration of the Auditors.
8. To authorise the Directors to appoint members of the Audit Committee of the Board.
9. To transact any other business in respect of which due notice has been received.

By Order of the Board

**Charles N. Kariuki Corporation Secretary,
Kenya Reinsurance Corporation Limited
Reinsurance Plaza, 15th Floor, Taifa Road P.O. Box 30271-00100
Nairobi**

NOTES:

1. A member entitled to attend and vote at the meeting and who is unable to attend is entitled to appoint a proxy to attend and vote on his or her behalf. A proxy need not be a member of the Company. To be valid, the form of proxy attached to this Annual Report or downloaded from the Corporation's website (www.kenyare.co.ke), must be duly completed and signed by the member and lodged at the registered offices of the Corporation's Share Registrars, **M/s. Image Registrars Limited, Barclays Plaza, 5th Floor, Loita Street, and of P.O. Box 9287 - 00100 GPO, Nairobi** or to be posted to the mail address, so as to reach M/s. Image Registrars Limited, not later than 19th June 2018 at 11.00 a.m.
2. Any member may by notice duly signed by him or her and delivered to the Corporation Secretary on the above address, not less than seven (7) days and not more than twenty one (21) days before the date appointed for the Annual General Meeting give notice of his intention to propose any other person for election to the Board, such notice to be accompanied by a notice signed by the person proposed of his or her willingness to be elected. The proposed person need not be a member of the Company.
3. Copies of the Corporation's complete Memorandum and Articles of Association are available for inspection on the Corporation's website (www.kenyare.co.ke) and also at the Company's Registered Offices - 15th Floor, Reinsurance Plaza, Taifa Road, Nairobi.

ILANI YA MKUTANO MKUU WA MWAKA WA 2018

Ilani inatolewa hapa kwamba **MKUTANO MKUU WA KILA MWAKA WA SHIRIKA LA KENYA REINSURANCE CORPORATION LIMITED, MKUTANO WA 20**, utaandaliwa katika ukumbi wa Bomas of Kenya, Barabara ya Langata Road, Nairobi siku ya Alhamisi tarehe 21 Juni 2018 saa tano asubuhi ambapo mambo yafuatayo yatashughulikiwa:

AJENDA

1. Utaratibu wa Mkutano – Kusoma notisi inayotangaza kuwepo Mkutano na kufahamu iwapo hadhira inatosha.
2. Kupokea, kuzingatia na, iwapo yataidhinishwa, kuikubali Taarifa za Kifedha za Shirika zilizokaguliwa za mwaka uliomalizikia tarehe 31 Desemba 2017 pamoja na Ripoti za Mwenyekiti, Wakurugenzi na Wakaguzi zilizoambatishwa.
3. Kuidhinisha malipo ya mwanzo na mwisho ya mgao wa Ksh0.85 kwa kila hisa katika mwaka wa kifedha uliokamilika tarehe 31 Desemba 2017 kwa wenyehisa waliosajiliwa katika vitabu vyetu kufikia Juni 21, 2018 kwenye au karibu na tarehe 3 Agosti 2018, kama ilivyopendekezwa na Bodi, na kuidhinisha kufungwa kwa Sajili ya Wanachama tarehe 22 Juni 2018.
4. Uchaguzi wa Wakurugenzi Wakuu:
Kulingana na Kifungu cha 110 cha Makubaliano ya Ushirika kwa Mashirika ya Kibiashara, Wakurugenzi Wakuu wafuatao wanastaafu kwa mzunguko na, kwa kuwa wanastahili, wanajitokeza tena kuchaguliwa:
 - i. Bw Felix Okatch,
 - ii. Bi Jennifer Karina
 - iii. Waziri wa Fedha, Bw Henry Rotich
5. Kubaini na kuidhinisha ripoti ya malipo ya Wakurugenzi Wakuu katika mwaka uliokamilika tarehe 31 Desemba 2017.
6. Wakaguzi wa Mahesabu ya Kifedha
Kubaini kuwa ukaguzi wa vitabu vya uhasibu vya Shirika utaendelea kushughulikiwa na Mkaguzi Mkuu wa Mahesabu ya Kifedha au shirika la ukaguzi wa hesabu za kifedha lililoteuliwa naye kulingana na Sehemu ya 14 ya Sheria ya Mashirika ya Kibiashara ya Serikali na Sehemu ya 23 ya Sheria ya Ukaguzi wa Mahesabu ya Kifedha ya Umma yam waka 2015.
7. Kuwaidhinisha Wakurugenzi Wakuu kuweka malipo (mishahara) ya Wakaguzi.
8. Kuwaidhinisha wakurugenzi kuchagua wanachama wa Kamati ya Ukaguzi kwenye Bodi
9. Kutekeleza shughuli yoyote nyingineyo ambayo imetolewa kwenye notisi.

Kwa Amri ya Bodi
Charles N. Kariuki
Katibu wa Shirika,
Kenya Reinsurance Corporation Limited
Reinsurance Plaza Orofa ya 15, Barabara ya Taifa Road
S.L.P 30271 -00100
Nairobi

FAHAMU:

1. *Mwanachama anayeruhusiwa kuhudhuria mkutano na kupiga kura katika mkutano huo ambaye huenda asiweze kuhudhuria anakubaliwa kumteua mwakilishi kuhudhuria na kupiga kura kwa niamba yake. Sisi lazima mwakilishi huyo awe mwanachama wa Kampuni. Ili fomu ya mwakilishi huyo ikubalike, fomu hiyo iliyoambatishwa kwenye Ripoti hii ya Mwaka au iliyoopolewa kutoka kwa Wavuti wa Shirika hili (www.kenyare.co.ke), lazima ijazwe kwa ukamilifu na kutiwa saina na mwanachama kisha iwasilishwe kwa afisi zilizosajiliwa za Wasajili wa Hisa wa Shirika hili, M/S Image Registrars Limited, Barclays Plaza, Orofa ya 5, Barabara ya Loita Street, na S.L.P. 9287 -00100 GPO, Nairobi au kutumwa kwa anwani ya posta, ili ifikie M/S. Image Registrars Limited, kabla ya tarehe 19 Juni 2018 saa tano kamili asubuhi.*
2. *Mwanachama yeyote anaweza kwa kutumia notisi iliyotiwa sahihi naye mwenye na kuwasilisha kwa Katibu wa Shirika kupitia kwa anwani iliyo hapo juu, katika muda usiopungua siku saba (7) na usiozidi siku ishirini na moja kabla ya siku iliyoteuliwa kwa ajili ya Mkutano Mkuu wa Mwaka, kujulisha kwa njia ya notisi dhamira yake ya kupendekeza mtu yeyote kuchaguliwa kwenye Bodi, na notisi ya aina hiyo sharti iandamane na notisi iliyotiwa sahihi na mtu aliyependekezwa kuonyesha nia yake ya kuchaguliwa. Si lazima mtu aliyependekezwa awe mwanachama wa Shiriki hili.*
3. *Nakala za Mwafaka na Makubaliano ya Shirika zinapatikana kwa ajili ya ukaguzi kwenye tovuti ya Shirika hili (www.kenyare.co.ke) na pia katika Afisi Zilizosajiliwa za Shirika hili – Orofa ya 15, Jumba la Reinsurance Plaza, barabara ya Taifa Road, Nairobi.*

BOARD OF DIRECTORS



Left to Right:

David Kibet Kemei | Board Chairman

Anthony Muthama Munyao | Director

Chiboli Induli Shakaba | Director

Everest Matolo Lenjo | Director

Felistas Seenoi Ng'atuny | Director

BOARD OF DIRECTORS



Left to Right:

Felix Owaga Okatch | Director

Jennifer Kabura Karina | Director

Maina Mukoma | Director

Michael Mbeshi | Acting MD

Protus Cheruiyot Sigei | Alternate Director

Zipporah Mogaka Kinanga | Director



BOARD MEMBERS PROFILES



DAVID KIBET KEMEI, 53 - CHAIRMAN, INDEPENDENT AND NON-EXECUTIVE DIRECTOR

Mr. Kemei holds a Bachelor of Commerce Degree in Accounting and a Master's in Business Administration both from the University of Nairobi. He is a Certified Public Accountant (CPA (K)) and a Certified Regulation Specialist. Mr. Kemei has over 25 years' experience in management and financial consultancy. He is currently the Chief Executive Officer at DGMB Financial Services Ltd a position he has held since January 2008.



MICHAEL JETI MBESHI, 54- ACTING MANAGING DIRECTOR

Mr. Mbeshi joined Kenya Reinsurance Corporation Limited on 19th October 1994 as a Premises Officer and was deployed to Property Department. He has risen through the ranks to his current position of Ag. Managing Director. Mr. Mbeshi holds a Bachelor of Arts (Land Economics) from the University of Nairobi. He is a full member of the Institute of Surveyors of Kenya and the Kenya Institute Management. He is a holder of MBA from ESAMI (East and Southern Africa Management Institute). Prior to joining Kenya Re Mr. Mbeshi had worked as an Urban Valuer with the Ministry of Lands. He is a Board Member of IDB Capital Ltd. He also serves as the Chairman of the Investment Committee of IDB. He is a member of the Board of Trustees of Kenya Re Pension Scheme and a member of the Institute of Directors. He has over 25 years working experience.



HENRY K ROTICH, CABINET SECRETARY, NATIONAL TREASURY & NON-EXECUTIVE DIRECTOR

Mr. Rotich is the Cabinet Secretary for National Treasury. Prior to his appointment, he was the Head of Macroeconomics at the Treasury, Ministry of Finance for 7 years. Prior to joining the Ministry of Finance, Mr. Rotich worked at the Central Bank of Kenya for 12 years. He was attached to the International Monetary Fund (IMF) local office in Nairobi as an economist between 2001 - 2004. He has been a Director of several Boards of State Corporations including; Insurance Regulatory Board, Industrial Development Bank, Communication Commission of Kenya and Kenya National Bureau of Statistics. Mr. Rotich holds a Master's Degree in Public Administration (MPA) from the Harvard Kennedy School, Harvard University. He also holds MA and BA degrees in Economics (University of Nairobi)

FELIX OWAGA OKATCH, 66 – INDEPENDENT AND NON-EXECUTIVE DIRECTOR



Mr. Okatch is a graduate of Commerce from The University of Nairobi, holds an MBA and various post graduate qualifications. He is currently pursuing a Doctorate in Business Administration (DBA) at the Catholic University of Eastern Africa, in Nairobi. He is the author of 'Marketing Management, Integrated Perspectives', published by Kenya Literature Bureau.

Mr. Okatch is a member of the Institute of Directors of Kenya (IOD), Kenya Institute of Management (KIM) and Senior Vice Chairman at the Association of Professional Societies in East Africa (APSEA). He also serves on the board of Outward Bound Trust (K) and Council member of Karatina University. He is a past president of the Rotary Club of Westlands, Nairobi. Professionally he is a multilateral trade expert and has authored publications to UNCTAD and WTO

MAINA MUKOMA, 61 – INDEPENDENT AND NON-EXECUTIVE DIRECTOR




Mr. Mukoma holds a Bachelor of Commerce degree (Accounting Option) from the University of Nairobi. He is an Associate of Chartered Insurance Institute of London, UK (ACII), Chartered Insurer of the Insurance Institute of London, UK (CI), Associate of Chartered Institute of Arbitrators, UK (ACIrb) and an Associate Member of the Kenya Institute of Management (AMKIM). He is an Insurance and Risk Management Consultant.

Mr. Mukoma is a trustee of the Insurance Training and Education Trust (ITET), a Director of Global Re Brokers Ltd and the Kenya country representative in the Organisation of Eastern and Southern Africa Insurers (OESAI).

Mr. Mukoma serves at the Chairman of the Risk and Compliance Committee of the Kenya Re Board.

CHIBOLI INDULI SHAKABA, 61 – INDEPENDENT AND NON-EXECUTIVE DIRECTOR



Mr. Shakaba holds a Bachelor of Arts Degree in Political Science from the University of Nairobi and a Master's Degree in Public Administration (MPA) from Harvard University. He has served in different capacities in the public service starting in the Provincial Administration as a District Officer between 1980 and 86. He thereafter served in various ministries of the Central Government raising to the level of Director of Administration. He has also served as an Alternate Director in various State Corporations and is a member of the Institute of Directors of Kenya. He is a recipient of the Order of the Burning Spear (MBS). He was the Permanent Secretary in the Ministry of East African Community from April 2012 to June 2013.



JENNIFER KABURA KARINA, 60 – INDEPENDENT AND NON-EXECUTIVE DIRECTOR

Mrs. Karina holds a Higher Diploma in Psychological Counselling from the Kenya Institute of Professional Counselling and Masters of Arts degree in Counselling Psychology from Durham University. She is currently pursuing a PhD in Educational Psychology at Kenyatta University. Mrs. Karina started her career in Dawa Pharmaceuticals Limited in 1977, then moved to Ljubljanska Bank East Africa Representative Office as Manager-Operations in 1982 where she worked for 17 years. She served as a director at Narika Company Limited between 1998-2012. Between 2005 -2014 she was the Managing Director of Anchor Consult. She is currently the Chief Commissioner of the Kenya Girl Guides Association a position she has held since 2013.



FELISTAS SEENOI NG'ATUNY, 53 – INDEPENDENT AND NON-EXECUTIVE DIRECTOR

Mrs. Ngatuny holds a Bachelors of Business Administration degree from Schiller International University and Masters in Business Administration from ESAMI. Mrs. Ngatuny started her career as an assistant lecturer at Kenya Utalii College in 1990 before moving to ESAMI in 1994 as the Kenya Country Director a position she held for 20 years. She is currently the Executive Director of May House Limited a position she has held since August 2014.

Mrs. Ngatuny serves at the Chairman of the Human Resources and Nomination Committee of the Kenya Re Board.



ANTHONY MUTHAMA MUNYAO, 49 – INDEPENDENT AND NON-EXECUTIVE DIRECTOR

Mr. Munyao holds a Bachelor of Arts degree from Kenyatta University, an MBA from the University of Nairobi and is a Certified Public Accountant (CPA (K)). Mr. Munyao worked with Ernst & Young from 1991 to 1997 when he moved to Agip (K) Ltd and served as finance manager up to November 2001. He then worked in a similar capacity in Kenya Shell Limited, Kenya Petroleum Refineries Limited and Vivo Energy Kenya Limited up to the year 2013. He is currently in private business. Mr. Munyao is the founder and managing director of Victorion Limited. He is currently the Chairman of Vivo Energy Provident Trust Limited.

Mr. Munyao serves at the Chairman of the Audit Committee of the Kenya Re Board.

ZIPPORAH KINANGA MOGAKA, 58 – INDEPENDENT AND NON-EXECUTIVE DIRECTOR



Mrs. Mogaka holds a Bachelor's degree in Law and Master's degree in Law in Law both from the University of Nairobi. She is also a commissioner for oaths, notary public and a Certified Public Secretary. Mrs. Mogaka started her career in the Attorney General's chambers in 1984 as a State Counsel, then moved to Kenya Industrial Estates Ltd in 1985 where she served as the Chief Legal Officer. In 1997 she moved to Kenya National Capital Corporation in the same capacity. From July 1999 to February 2013 she worked at National Bank of Kenya in different capacities rising to the level of General Manager-Legal and Remedial. Currently, Mrs. Mogaka is the managing partner of Mogaka & Mogaka Advocates.

Mrs. Mogaka serves at the Chairman of the Finance and Strategy Committee of the Kenya Re Baord.

PROTUS CHERUIYOT SIGEI, 52 - ALTERNATE TO THE CABINET SECRETARY, NATIONAL TREASURY - NON-EXECUTIVE DIRECTOR



Mr. Sigei has built his career largely within the public sector in Kenya. He holds a B.A (Hons) degree in Economics (with Mathematics) from the University of Nairobi and a Master of Science from the University of York, U.K. He is also an alumnus of Queen's University, Canada (Program on Investment Appraisal and Risk Analysis), and INSEAD (Competitive Strategy). He has served in the boards of directors of several entities, during which he has served in various board committees, and chaired the HR and Credit Committees.

He was one of the pioneer seven (7) individuals selected by the Government of Kenya in 2004 to be trained, at the Boston Institute for Developing Economies, as trainers in Performance Contracting; subsequent to which he helped introduce and roll out performance contracting in Kenya's public service. He is a member of the Society for Benefit-Cost Analysis, a professional society of academics and practitioners, headquartered at the University of Washington at Seattle, USA. He is also a Member of the Australian Institute of Company Directors.

EVEREST MATOLO MGHENDI LENJO, 66 - NON-EXECUTIVE DIRECTOR



Mr. Lenjo holds a Bachelor's degree in Business Administration (International Trade & Marketing) from City University of New York and a Masters in Business Administration (Corporate Finance) degree from St. John's University Queens New York. He previously worked in the oil industry with Caltex Oil Kenya in various managerial levels in the regional marketing and trading of fuels in East and Central Africa. He currently is a consultant in exports, trading and transport logistics in the regional fuels market. Mr. Lenjo is the Chairman of the Audit Committee of the Corporation's Board.

MANAGEMENT TEAM PROFILES



MICHAEL J. MBESHI - ACTING MANAGING DIRECTOR

Mr. Mbeshi joined Kenya Reinsurance Corporation Limited on 19th October 1994 as a Premises Officer and was deployed to Property Department. He has risen through the ranks to his current position of Ag. Managing Director. Mr. Mbeshi holds a Bachelor of Arts (Land Economics) from the University of Nairobi. He is a full member of the Institute of Surveyors of Kenya and the Kenya Institute Management. He is a holder of MBA from ESAMI (East and Southern Africa Management Institute). Prior to joining Kenya Re Mr. Mbeshi had worked as an Urban Valuer with the Ministry of Lands. He is a Board Member of IDB Capital Ltd. He also serves as the Chairman of the Investment Committee of IDB. He is a member of the Board of Trustees of Kenya Re Pension Scheme and a member of the Institute of Directors. He has over 25 years working experience.



BETH S. NYAGA - GENERAL MANAGER (REINSURANCE)

Beth S. Nyaga is the General Manager, Reinsurance Operations. She joined the Corporation several years ago as a Management trainee. She rose through the ranks to the current position which she has been holding since 2010. She has a wide range of experience in insurance and reinsurance related fields. She also spearheads the arrangement of retrocession protection for the Corporation. During her career she has contributed immensely to capacity development through reinsurance/insurance related technical seminars in Kenya and outside. She holds a Bachelor of Commerce (B.COM) (HONS.) degree from the University of Nairobi and as well as a Master of Business Administration (MBA) degree from the East and Southern Africa Management Institute. She is Fellow and an Associate of the Chartered Insurance Institute of London (FCII & ACII) and the Insurance Institute of Kenya (IIK). She is also a Chartered Insurer.



JACQUELINE NJUI - GENERAL MANAGER (FINANCE & INVESTMENT)

Mrs. Jacqueline Njui is the General Manager, Finance & Investments. She joined the Corporation on 3rd October 1994 as an Accountant and rose through the ranks to the current position. She is the Pension Fund Secretary of the Kenya Re Pension Scheme. She has a total of twenty nine (29) years of working experience twenty four (24) of those at Kenya Re.

Prior to joining the Corporation Mrs. Njui worked for the University of Nairobi.

Jacqueline graduated from the University of Nairobi with a Bachelor of Commerce degree (Accounting option) Hons in the year 1988. She is a Certified Public Accountant Kenya CPA (K) and a registered member of the Institute of Certified Public Accountants (ICPAK). She is a Certified Securities Investments Analyst part 2 finalist (CSIA 2) and also holds a Master of Business Administration (MBA) degree from Moi University.

MANAGEMENT TEAM PROFILES

CHARLES KARIUKI - CORPORATION SECRETARY



Mr. Charles Kariuki joined the Corporation on July 10, 2013 as the Manager-Legal. He held a similar position at the National AIDS Control Council and is an Advocate of the High Court of Kenya of over 15 years standing. He holds a Bachelor of Laws (LL.B) Degree from Moi University, a Diploma in law from the Kenya School of Law and is a registered Certified Public Secretary.

SELEMAN W. TEMBO - GENERAL MANAGER (SOUTHERN AFRICA)



Seleman W. Tembo joined the Corporation on 4th December 2015 as General Manager for the Southern Africa subsidiary located in Lusaka, Zambia. He has 17 years of experience in the Insurance and Reinsurance industry. Before joining Kenya Re, He spent over 14 years in the Insurance sector rising through the ranks from Graduate trainee to Assistant Director Reinsurance for one of the biggest Insurers in Zambia. He holds a Bachelor of Engineering degree from the University of Zambia. He is a Fellow of the chartered Insurance Institute (FCII) and the Insurance Institute of Zambia (FIIZA). He has an Advanced Diploma in Chartered Institute of Management Accounts (CIMA Adv. Dip) as well as a Master of Business Administration (MBA) degree from ESAMI.

ARTHUR F. LEVRY - GENERAL MANAGER (WEST AFRICA)



Arthur F. Levry joined the Corporation on 15th July 2010, as General Manager, at the West Africa office branch. He has a total of 30 years of experience in Insurance and Reinsurance industry. Before joining Kenya Re, he spent 22 years in Insurance sector rising from a Claims Officer, Underwriter, then Deputy General Manager, seconded in Burkina Faso, Togo and Madagascar. He holds a Bachelor of Insurance from the Institute of Technical Studies (Inset), and a Bachelor of Law, both from Abidjan University. He also has a Master of Business Administration, from the Institute of Business Administration of Poitiers, in France.

MANAGEMENT



Michael Mbeshi - Acting
Managing Director



Beth Nyaga - General Manager
Reinsurance Operations



Jacqueline Njui - Gener
Manager Finance and
Investments



Judy Njuguna - Ag. General
Manager Property and
Administration



Arthur Levry - General
Manager (West Africa)



Seleman Tembo -
General Manager
(Southern Africa)



Charles Kariuki -
Corporation Secretary



Nicodemus Gekone - Manager
Investments Department



Peter Angwenyi - Manag
Marketing Business Develop



Elizabeth Omondi -
Manager Local Business



George Njuguna -
Manager ICT



Gladyce Musyoki -
Manager Supply Chain



Martin Mati - Manag
Research and Develop

MANAGEMENT



Ally Waigumo - Manager
Human Resources



Sammy Kaaria - Manager
Risk and Compliance



Samson Mudogo -
Manager Credit Control



Alice Mbutu - Manager
Claims



Consolata Kihara –
Manager Administration



Jane Odipo - Manager
International Business



Johnson Ireri - Chief
Accountant



Teresia Kenga -
Manager Life



John Rika -
Manager Property



Charles Abebe - ISO Quality
Management Representative



Hillary Wachinga
- Manager Internal
Audit



Philip Sanda -
Manager Actuarial



Sylvia Karimi - Ag.
Manager Corporate
Affairs



David Kibet Kemei
Board Chairman

CHAIRMAN'S OVERVIEW

The Corporation's chosen reinsurance markets are Africa, Middle East & Asia. These emerging markets have a large economic growth potential. However, the actual economic growth rates reported in the economies of several countries in our chosen markets were lower. This was partly due to the prolonged drought especially so within our African markets, our largest source of reinsurance revenue, African economies being agriculture based. Kenya still remained our biggest premium source despite the effects of drought and the prolonged electioneering period. Actual GDP growth rate was 4.9% against the projected figure of 5.5 % (economic survey 2017).

I am pleased to note that Kenya Re despite the above challenges, managed to overcome the hurdles and emerge with growth in all the business related segments.

BUSINESS ENVIRONMENT

The insurance penetration in Africa remained low except for South Africa. This provides a potential for growth of the sector. Emerging economies are characterized by a large population of the youth. This mean that there is need for innovative distribution channels that are accessible to the youth who are techno savvy. The business environment remained competitive both for the African reinsurers as well as international reinsurers. The Insurance regulatory regimes responded to intense competition by creating enhanced protection of their respective markets. In addition, for some of the markets the Risk based Supervision which was introduced, presented emerging challenges relating to pricing. This resulted in a lower growth rate of the insurance/reinsurance sector within the respective markets.

In response to the changing environment, the Corporation put in place 5 pillars of focus and strategy which will steer its operations. The strategic plan for the period 2017- 2021 has a well routed blueprint and vision for propelling the Corporation on a sustained steady growth. The plan cuts across not only the financial growth, but also the improvement of the internal processes in order to support the growth as well as the development of markets and human resource. In this new area of risk management, the Corporation is also committed to enhancing this area by incorporating a risk based approach in all the major decisions.

FINANCIAL PERFORMANCE

I am pleased to report to you that the Corporation achieved impressive results for the year ended 2017; the gross written premiums, investment income, and assets base among other indicators, registered commendable growth. The Corporation posted 8% rise in pre-tax profit, to record Ksh 4.558 billion profit before tax compared to Ksh 4.218 billion in 2016. Profit after tax increased by 9% from Ksh 3.287 billion in 2016 to Ksh 3.577 billion in 2017. This was boosted by a 12% growth in gross premiums written and a 3% growth in investment income. Gross premiums written grew from Ksh 13.244 billion as at 31st December 2016 to Ksh 14.827 billion as at 31st December 2017. As of 31st December 2017, the investment income stood at Ksh 3.165 billion compared to Ksh 3.079 billion in 2016, being an increase of 2.7%. The asset base of the Corporation increased from Ksh 38.494 billion in December 2016 to Ksh 42.73 billion in December 2017, an 11% growth. On the other hand, the shareholders' funds went up from Ksh 24.133 billion in December 2016 to stand at Ksh 27.165 billion in December 2017, a 13% growth. The net claims incurred increased by 14 % to Ksh 7.598 billion in 2017 from Ksh 6.680 billion in December 2016.

These good results reflect are a reflection of the success of our strategic focus to grow and improve the organization in all the parameters. They are in line with our five year strategic plan that is designed to capture the opportunities presented in the local and international markets. Execution of our corporate strategy and continued support from our customers will drive the growth of our business, enhance corporate governance and increase our market share as well as the shareholder value. Going forward the Corporation will focus growth in its chosen markets including Kenya and Africa through enhanced marketing and presence.

FUTURE OUTLOOK

In line with the five year strategic plan and the challenging and competitive environment, the corporation will seek to grow the business by 12.8% per annum. More Reinsurance companies are setting up and insurance companies have increased their capacities. Enhanced engagement with our Kenyan market as well as the international markets is expected to spur this growth coupled with improved customer experience to our clients. Our focus will be on the profitable markets and business segments. We expect to see a higher performance by the subsidiaries in Zambia and Cote D'ivoire. The new business line of Re-Takaful will be strengthened for sustained growth. Investment income is also expected to grow in view of the anticipated improvement of the economic environment with the elections behind us and infrastructure development gaining momentum. The corporation is putting in place measures to improve its rating going forward.

SUSTAINABILITY REPORTING AREAS OF FOCUS

Our sustainability is anchored on our vision, statement of purpose and core values which determine the strategic objectives of the corporation. Our role and aim is to create value for shareholders and the society alike. This is through the remittance of taxes, payment of dividends to shareholders, corporate social responsibility, socio-economic empowerment of marginalized groups, environmental conservation and energy management. The board and management ensures that all operations of the corporation are anchored on tenets of integrity, fairness and good corporate governance. Various policies have been established by the board as a guiding framework and oversight of the corporation operations.

CORPORATE SOCIAL RESPONSIBILITY

The Corporation believes in strong partnerships with its stakeholders and also with the wider society through a well-conceived CSR campaign to bolster the social and economic stature of the needy in the society. Kenya Re launched the 'Niko Fiti -ability beyond disability' campaign back in 2011. This is an initiative that seeks to empower persons living with disability to undertake their daily activities with minimal dependency. This has been fulfilled through provision of mobility and assistive devices such as wheelchairs, special seats, try-cycles, canes, crutches, polio boots, urine bags and prosthesis.

In September 2017, Kenya Re kicked off its flagship CSR Programme project dubbed 'Niko Fiti PWDs Education Integration Program' which saw modification of school facilities to ensure access, mobility and integration of students with various disabilities in selected institutions.

The project started with the facelift of two National Secondary Schools, namely Lenana School and Moi Girls School, Isinya. Additionally, a percentage of the funds went to the refurbishment of St. Mary's Children's Centre for the disabled.

Both schools have benefitted from refurbishment of student's cubicles and sanatorium, washroom facilities and construction of a ramps to ease mobility for the students living with disability. Integration at its core has principally to do with proximity, accessibility and opportunities for social interaction, while inclusive education advocates for full membership and a conjoint participation with peers at all levels of education.

APPRECIATION

I take this opportunity to record my sincere gratitude to the Government of Kenya, our key shareholder for continued support and guidance, all the authorities and agencies that provide ample support to Kenya Re. I convey my appreciation to my colleagues on the board for their invaluable contribution and dedication to take the Corporation to greater heights. I express my highest regard to our valued customers and investors for their sustained support to the corporation.

I also wish to thank our committed and dedicated management and staff for their unwavering dedication and efforts towards the objective of maximizing returns for all stakeholders and the Corporation as a whole. On behalf of Kenya Re fraternity, I wish to assure you of our total focus and resolve to grow Kenya Re into a formidable and competitive reinsurer in Kenya and beyond.

Thank you and may God bless you.



David Kibet Kemei
Board Chairman

TAARIFA YA MWENYEKITI

Masoko teule ya Shirika hili la bima kuu ni barani Afrika, Mashariki ya Kati na Asia. Masoko haya ibuka yana nafasi kubwa ya ukuaji kiuchumi. Hata hivyo, kiwango halisi cha ukuaji wa uchumi kilichosajiliwa katika chumi za mataifa mbalimbali katika masoko yetu teule kilikuwa chini. Hali hii kwa kiasi fulani ilitokana na kiangazi cha muda mrefu hasa katika masoko yetu ya Afrika, ambayo ndiyo chanzo chetu kikuu cha mapato ya bima kuu, hasa kwa kuwa uchumi wa Afrika hutegemea kilimo. Kenya inabakia kuwa njia yetu kuu ya pato la bima licha ya athari za kiangazi pamoja na kipindi kirefu cha uchaguzi. Ukuaji wa Uchumi wa Taifa kwa Jumla (GDP) ulikuwa 4.9% ukilinganisha na tarajio la 5.5% (utafiti wa kiuchumi wa 2017).

Ninaona fahari kutaja kwamba licha ya changamoto hizo, Kenya Re ilifanikiwa kukiuka vizuizi hivyo na kuibuka na ukuaji katika vitengo vyake vyote vinavyohusiana na biashara.

MAZINGIRA YA KIBIASHARA

Upenyaji wa biashara ya bima barani Afrika uliendelea kwa kiwango cha chini isipokuwa nchini Afrika Kusini. Hii inaashiria fursa ya ukuaji wa sekta hii. Masoko ibuka yanajumuisha hasa idadi kubwa ya vijana. Hii inamaanisha kuwa kuna haja ya kuunda njia za usambazaji wa ubunifu zinazokubalika miongoni mwa vijana ambao wanapenda sana masuala ya teknolojia. Mazingira ya kibiashara yalibakia shindani katika biashara ya bima-kuu barani Afrika pamoja na biashara ya kimataifa. Usimamizi unaoongoza biashara ya bima ulikabiliana na ushindani huo kwa kuunda kinga madhubuti kwa masoko yao husika. Kadhalika, katika baadhi ya masoko, uangalizi unaopambana na hatari, ulioanzishwa, ulibainisha changamoto zinazohusiana na utungaji wa bei. Hali hii ilichangia kwa kiwango cha chini ukuaji wa sekta ya bima/bima kuu katika masoko husika.

Ili kuafiki mazingira yanayobadilika mara kwa mara, Shirika hili lilibuni nguzo 5 zingativu na za kinkakati ambazo zitaelekeza utendakazi wake. Mkakati mahsusi wa kipindi cha 2017-2021 una maazimio madhubuti pamoja na maono ya kusukuma Shirika kwenye mkondo thabiti wa ukuaji. Mkakati huu hauhusu tu ukuaji wa kifedha, bali pia uimarishaji wa harakati za ndani ili kusaidia katika ukuaji, mbali na ustawishaji wa masoko na rasilmali za binadamu (wafanyakazi). Katika kipindi hiki cha ukabilianaji na hatari, Shirika hili pia limejitolea kuboresha shughuli zake kwa kujumuisha mbinu zinazolenga kukabili hatari na katika ufanyaji wa maamuzi yote makuu.

MATOKEO YA KIFEDHA

Ninaona fahari kuwatangazia kuwa Shirika lilipata matokeo ya kupendeza katika mwaka uliokamilika wa 2017; mapato ya jumla ya bima, mapato ya uwekezaji, na mali zinazomilikiwa miongoni mwa viashiria vingine, vilisajili ukuaji wa kuvutia. Shirika hili lilisajili ukuaji wa 8% kwenye faida kabla ya kuondoa ushuru; ambapo lilisajili faida ya Ksh4.558 bilioni kabla ya kukata ushuru ukilinganisha na Ksh4.218 bilioni katika mwaka wa 2016. Faida kabla ya ushuru iliongezeka kwa 9% kutoka Ksh3.287 bilioni katika mwaka wa 2016 hadi Ksh3.577 bilioni katika mwaka wa 2017. Matokeo haya yalipigwa jeki na ukuaji wa 12% katika jumla ya biashara ya bima zilizochukuliwa na ukuaji wa 3% katika mapato ya uwekezaji. Jumla ya bima zilizochukuliwa zilikuwa kutoka Ksh.13.244 bilioni kufikia tarehe 31 Desemba 2016 hadi Ksh.14.827 bilioni kufikia 31 Desemba 2017. Kufikia tarehe 31 Desemba 2017, mapato ya uwekezaji yalikuwa Ksh3.165 bilioni ukilinganisha na Ksh3.079 bilioni katika mwaka wa 2016, yakiwa ni ongezeko la 2.7%. Mali ya Shirika iliongezeka kutoka Ksh38.494 bilioni katika mwaka wa 2016 hadi Ksh42.73 bilioni kufikia Desemba 2017, haya yakiwa ukuaji wa 11%. Kwa upande mwingine, fedha za wenyehisa zilikuwa kutoka Ksh24.133 bilioni kufikia Desemba 2016 hadi Ksh27.165 bilioni kufikia Desemba 2017 huu ukiwa ni ukuaji wa 13%. Madai ya fidia baada ya kuondoa gharama yaliongezeka kwa 14% hadi Ksh7.598 bilioni katika mwaka wa 2017 ukilinganisha na Ksh6.680 bilioni kufikia Desemba 2016.

Matokeo haya mazuri yanaashiria ufanisi wa mkakati wetu wa kustawisha na kuimarisha shirika hili katika vigezo vyote vile. Yanaendana na mkakati wetu wa miaka mitano unaolenga kufaidi nafasi zinazojitokeza katika masoko yetu ya humu nchini na kimataifa. Utekelezaji wa mkakati wetu wa shirika na kuungwa mkono na wateja wetu bila kukata tamaa kutaendesha ukuaji wa biashara yetu, kuboresha usimamizi wa shirika na kuongeza mgao wetu sokoni sawia na kuzidisha thamani ya wenyehisa. Tunapopiga hatua mbele, Shirika hili litazingatia kujikuza katika masoko yetu teule, Kenya ikiwemo pamoja na barani Afrika kupitia kwa uvumishaji mkuu wa biashara na uwepo wetu masokoni.

MUSTAKABALI

Kulingana na mkakati wetu wa miaka mitano pamoja na mazingira yenye changamoto na ushindani, shirika hili litajizatiti kukuza biashara yake kwa 12.8% kwa mwaka. Mashirika mengi ya Bima Kuu yanaendelea kubuniwa nayo mashirika ya bima ya kawaida yakizidisha uwezo wayo. Shughuli zaidi shirikishi katika soko letu la Kenya sawa na masoko ya kimataifa zinatarajiwa kuimarisha ukuaji huu pamoja na kuboresha huduma zetu kwa wateja wetu. Juhudi zetu zitaelekezwa kwa masoko yenye faida na vitengo vya kibiashara. Tunatarajia kuona matokeo mazuri zaidi miongoni mwa tanzu zetu za Zambia na Cote d' Ivoire. Mkondo huu mpya wa kibiashara wa Re-Takaful utaimarishwa kwa ukuaji thabiti. Mapato ya uwekezaji pia yatarajiwa kukua kutokana na mazingira thabiti ya kiuchumi yanayotarajiwa hasa baada ya kukamilika kwa uchaguzi huku ustawishaji wa miundomsingi ukiendelea kushika kasi. Shirika hili linaendelea kubuni mbinu za kuimarisha uwekaji viwango katika siku chache zijazo.

MAENEO YA KUZINGATIA

Uthabiti wetu unazamishwa kwenye maono yetu, dhamira na thamani kuu ambazo zinaamua malengo maalum ya shirika. Jukumu letu na dhamira yetu ni kwa wenyekwa na jamii kwa jumla. Hii itawezekana kupitia utoaji wa ushuru, kulipa mgao kwa wenyekwa, kutimiza Jukumu la Shirika kwa Jamii, kuwapa uwezo wananchi katika jamii zilizotengwa, utunzaji wa mazingira na usimamizi mzuri wa kawi. Bodi na usimamizi unahakikisha kuwa shughuli zote za shirika hili zimeegemezwa kwenye nguzo za kimaadili, ukosefu wa mapendeleo na usimamizi mzuri wa mashirika. Sera mbalimbali zimebuniwa na bodi hii kama muongozo na uangalizi wa shughuli za shirika.

JUKUMU LA SHIRIKA KWA JAMII (CSR)

Shirika linaamini katika ushirikiano na wadau wake na pia na jamii kwa jumla kupitia kampeni maalum ya Jukumu la Shirika kwa Jamii (CSR) ili kupiga jeki hali za kijamii na kiuchumi za wasiojiweza katika jamii. Kenya Re ilizindua kampeni ya 'Niko Fiti – ambayo humaanisha uwezo unaofifisha ulemavu' mwaka wa 2011. Lengo ni kuwawezesha watu walemavu kutekeleza majukumu yao bila utegemezi mwingi. Hili limetekelezwa kupitia kuwapa walemavu viti vya magurudumu, viti maalum, baiskeli, fimbo za kutembelea, mikongojo, viatu, mifuko ya kwendea haja ndogo na miguu au mikono bandia.

Mnamo Septemba 2017, Kenya Re ilianzisha mradi wake mkuu wa kielimu wa CSR unaojulikana kama Niko Fiti PWDs Education Integration Program ambao unaboresha shule za walemavu ili kuhakikisha kuwa zinafikika, zinaweza kutumiwa na walemavu na kuwahusisha kikamilifu wanafunzi katika masomo kwenye shule zao kadhaa zilizochaguliwa.

Mradi huo ulikarabati shule mbili za kitaifa (Lenana School na Moi Girls, Isinya. Aidha, asilimia ya fedha zilitumiwa kukarabati makao ya waoto walemavu ya St. Marys Children's Centre.

Shule hizo zimenufaika kutokana na ukarabati wa vyumba vya malazi na matibabu, bafu na ujenzi wa njia/ngazi za kuwezesha wanafunzi walemavu kutembea kwa urahisi.

Ushirikishaji huu kimsingi huhusisha umbali, ufikiaji na fursa za utangamano wa kijamii, huku ukijumuisha kampeni za kushirikishwa kikamilifu katika elimu na kushiriki pamoja na wenzao katika ngazi zote za elimu.

SHUKRANI

Ninaichukua fursa hii kutoa shukrani zangu za dharti kwa Serikali ya Kenya, walio wadau wetu wakuu kwa kuendelea kutuunga mkono na kutuelekeza, mamlaka zote na mashirika yanayounga Kenya Re mkono. Ninatoa shukrani zangu kwa wenzangu katika bodi kwa mchango wao usio kifani na kujitolea kwao kupigisha hatua kubwa shirika hili. Ninawatambua kwa njia maalum wateja wetu muhimu na wawekezaji kwa mkono wao thabiti kwa shirika hili.

Ningependa pia kuwashukuru wakurugenzi na wafanyakazi wetu waliojitolea kwa dharti kwa juhudi zao zenye lengo la kutimiza dhamira yetu ya kufanikisha matokeo mazuri kwa wadau wetu wote na Shirika kwa jumla. Kwa niaba ya aila ya Kenya Re, ningependa kuwahikishia nyote uzingativu wetu mkuu na azimio la kukuza Kenya Re hadi iwe shirika thabiti na shindani zaidi la bima kuu nchini Kenya na kwingineko.

Asanteni na Mungu azidi kuwabariki



Michael Mbeshi
Acting Managing Director

MANAGING DIRECTOR'S STATEMENT

PERFORMANCE

It is with immense pleasure I take this opportunity to present the Group Annual Report for Kenya Reinsurance Corporation Limited for the year 2017.

The Corporation has continued to perform well in all its areas of operations despite the challenges that ranged from the unfavorable political situation in the country, premium undercutting, slow economic growth in some of our key markets, depreciation of currency in some key markets, increased competition, continued protection by different regulatory authorities of the respective local insurance & reinsurance industry through withholding taxes, setting up of national reinsurance companies as well as directives that local reinsurance capacity be exhausted before business is ceded across borders.

The Corporation implemented the first phase of its five year strategic plan for the period 2017-2021. The strategy consists of five pillars that bolster our growth. These five pillars are consistent and continuous improvement in our financial performance, improvement in our businesses processes in order to support and enhance performance, market Development which focuses on improvement of existing markets through enhanced service delivery as well expansion into new markets, Risk Management through Enterprise risk based decisions and solutions, and finally the Development of our staff and improvement of culture in order to enhance service delivery.

FINANCIAL PERFORMANCE

Gross premiums written grew by 12% from Kshs 13.244 Billion in 2016 to Kshs 14.827 Billion as at 31st December 2017. The net earned premium grew by 7.9% from Ksh 12.686 Billion in 2016 to Kshs 13.679 Billion as at 31st December 2017. As of 31st December 2017, the investment income stood at Kshs 3.165 Billion compared to Kshs 3.079 Billion in 2016, an increase of 3%.

The Corporation's asset base grew by 11% from Kshs 38.494 Billion in 2016 to Kshs 42.732 Billion as at 31st December 2017. In addition, shareholders' funds increased by 13% from Kshs 24.133 Billion in 2016 to Kshs 27.205 Billion as at 31st December 2017.

The Global Credit Rating (GCR) from South Africa, affirmed the Corporations rating of AA for domestic claims paying ability with a *stable outlook* and BB for the international scale paying ability while, AM Best Rating Agency rated the Corporation B (Fair) for the Financial Strength rating (FSR) and bb+ for the Issuer Credit Rating (ICR) with stable outlook. The Corporation has embarked on plans to improve the AM Best rating, through enhanced focus on Enterprise Risk Management in decision making and improvement in the analytical models for determination of our catastrophic exposures in our chosen markets. The Corporation's risk maturity level has reached 77%.

MARKET AND PRODUCT DEVELOPMENT

The exemplary growth in Gross Written Premiums was underpinned by consistency in delivery of quality reinsurance service, enhancement of facultative and treaty reinsurance shares and optimal retrocession programs of both non-life and life business. Kenya remains the Corporation's largest single market for the short term as well as long term business.

One of the Corporation's strategic pillar is to develop, penetrate and expand into new and existing markets in order to increase market share, spread business risks, increase return on shareholders' funds. Apart from aggressive marketing in key markets, the Corporation also focused on efficient claims management, product innovation as well as structuring solutions that cater for the changing customer needs. The focus into Retakaful business segment greatly paid off and is expected to continue to reap benefits in future.

Our commitment to ensure capacity building in the insurance industry saw us conduct technical insurance and reinsurance trainings in Kenya and across the African continent. We trained on various insurance subjects such as agriculture, professional indemnity, medical insurance, political risks, terrorism and sabotage, energy (oil and gas), casualty as well as property insurances. Training was also carried out in a variety of reinsurance related topics among them proportional treaties, excess of loss reinsurances, reinsurance accounting, reinsurance treaty structuring, claims management, claims indexation, reserving and other technical reinsurance subjects. We did these trainings in several African countries including Kenya, Uganda, Tanzania, Ethiopia, Zambia, Cote D'Ivoire, Rwanda, Burundi and Tunisia.

The subsidiary in Zambia incorporated in 2016 as part of our expansion strategy has continued to register growth. The Lusaka based Zambian subsidiary office is the Corporation's regional hub for the Southern Africa insurance markets including Zimbabwe, Zambia, Botswana, Lesotho, Namibia, Angola, Mozambique and Swaziland.

INFORMATION TECHNOLOGY

One of the pillars of our business operations is information technology. In 2017, we implemented a new reinsurance management technology system that will improve controls, eliminate manual interfaces, and consolidate business applications among other benefits. This software will improve our service delivery and enhanced efficiency as well as effectiveness in our business processes. To ensure this is as seamless as possible, we acquired a virtual desktop infrastructure (VDI) system that was installed in electronic devices ultimately increasing efficiency.

BRAND ENGAGEMENT

The Corporation's Brand engagement has been quite steady in the market. This can be attributed to the good will Kenya Re has maintained between its shareholders and stakeholders. Two insurance reports by Cytonn Investments including quarter 1 and half-year 2017 recorded that Kenya Re maintained the pole position in the composite score category supported by a strong franchise value score.

CORPORATE SOCIAL RESPONSIBILITY

Kenya Re's renowned Corporate Social Responsibility Niko Fiti Initiative performed exceptionally well. Niko Fiti has greatly improved the lives of over 5,300 people living with disability. Through Niko Fiti, we have been able to offer them assistive and mobility devices which makes them live normal lives with minimal dependency.

In 2017, Kenya Re in partnership with the Ministry of Education and the Association for Physically Disabled of Kenya (APDK), created a programme that helps brilliant disabled students join high schools. The Education Integration program resulted in refurbishment of two National Secondary schools; Lenana School and Moi Girls Isinya. The modifications of facilities done will enhance mobility and accessibility for students living with disability.

WAY FORWARD

In the coming year, the Corporation will seek to improve its presence in both the local and international markets through research and market development. This will also involve market engagement with partners in our chosen markets with a view to sustaining the existing business and acquisition of new business.

The Corporation will aim to provide more technical training as value addition to our clients and partnerships in product development. Enhancement of Risk Management practices and embedding of risk culture in the Corporation's decision making as well as development and improvement of our analytical techniques will be given greater emphasis towards improvement of the Corporation's rating. Human Resource being our most important asset will be enhanced through fair recruitment of the best talent, training, retaining and motivation of staff for improved performance.

We will leverage on process improvement and latest technology for efficiency and service delivery to our clients. The Corporation will also review its investment strategy with a view to diversify its investment with the objective of attaining returns and as part of risk management.

The Corporation will continue to maintain all aspects of sustainable development to ensure its business operations create value to its stakeholders and society.

We will carry out our operations taking cognizance of the environmental and socio-economic issues in the space we operate in. We will institutionalize ethical practices in our dealings with clients and continue to empower society through our Corporate Social Responsibility programs.

In conclusion, I wish to take this opportunity to thank the entire Kenya Re Management and staff for their dedication which has achieved these results. I would also want to thank the Board of Directors for their wise counsel in steering the Corporation forward. Let me also express my sincere gratitude to all of our stakeholders and shareholders for believing and choosing Kenya Re.

Thank you and May God abundantly bless you.



Michael Mbeshi
Acting Managing Director

TAARIFA YA MKURUGENZI MKUU

MATOKEO

Nina furaha kuu ninapochukua fursa hii kuwasilisha kwenu Ripoti ya Shirika la Kenya Reinsurance Corporation Limited kuhusu mwaka wa 2017.

Shirika hili limeendelea kupata matokeo mema katika fani zote linazojihusisha nazo licha ya changamoto zinazojumuisha hali mbaya ya kisiasa nchini, kupungua kwa biashara ya bima, kujikokota kwa ukuaji wa uchumi katika baadhi ya masoko yetu, kushuka kwa sarafu katika baadhi ya masoko muhimu, kuongezeka kwa ushindani, kudhibitiwa kisheria kunakofanywa na baadhi ya mamlaka kwa sekta ya bima ya humu nchini & bima kuu kupitia kwa ushuru wa kushikilia, kubuniwa kwa kampuni zaidi za kitaifa za bima pamoja na amri kwamba uwezo wa bima

kuu nchini ukamilishwe kabla ya biashara kuenezwa kwenye mataifa mengine.

Shirika hili lilitekeleza awamu ya kwanza ya mkakati wake mkuu wa miaka mitano kuanzia 2017-2021. Mkakati huu unajumuisha nguzo tano za kuchochea ukuaji. Nguzo hizo tano ni kutokata tamaa na kuendelea kuimarika katika matokeo yetu ya kifedha, kuimarika kwa shughuli zetu za kibiashara ili kupiga jeki na kuimarisha matokeo, upanuzi wa soko unaolenga kuimarisha masoko yaliyoko kupitia kwa utoaji bora wa huduma pamoja na upanuzi hadi katika masoko mapya, ukabilianaji na hatari kupitia kwa maamuzi na suluhu zinazozingatia hasa hatari za ujasiriamali, na mwisho ustawishaji wa wafanyakazi wetu na uimarishaji wa desturi yetu kwa lengo la kuboresha utoaji huduma.

MATOKEO YA KIFEDHA

Mapato ya Jumla ya bima yalikuwa kwa 12% kutoka Ksh13.244 Bilioni katika mwaka wa 2016 hadi Ksh14.827 Bilioni kufikia 31 Desemba 2017. Mapato baada ya kuondoa gharama yalikuwa kwa 7.9% kutoka Ksh12.686 Bilioni mwaka 2016 hadi Ksh13.679 Bilioni kufikia 31 Desemba 2017. Kufikia 31 Desemba 2017, mapato ya uwekezaji yalifikia Ksh3.165 Bilioni ukilinganisha na Ksh3.079 Bilioni katika mwaka wa 2016, hili likiwa ongezeko la 3%. Mali ya Shirika hili ilikuwa kwa 11% kutoka Ksh38.494 Bilioni katika mwaka wa 2016 hadi Ksh42.732 Bilioni kufikia 31 Desemba 2017. Kadhalika, fedha za wenye hisa ziliongezeka kwa 13% kutoka Ksh24.133 Bilioni katika mwaka wa 2016 hadi Ksh27.205 Bilioni kufikia 31 Desemba 2017.

Shirika la Kimataifa la Viwango vya Kifedha (GCR) lenye makao yake Afrika Kusini, lilithibitisha kiwango chetu cha AA kinachohusu uwezo wa kulipa fidia za humu nchini, na kulipa shirika letu mustakabali thabiti, na bb katika uwezo wa kulipa kimataifa huku, shirika la AM Best Rating Agency likiliweka shirika letu katika kiwango cha B (Wastani) kuhusu Uwezo wa Kifedha (FSR), na bb+ kwa Kiwango cha Kifedha cha Mtoaji (ICR) pamoja na rekodi nzuri za uhasibu. Shirika hili limezingatia mpango wa kuimarisha kiwango chake cha Ubora wa AM, kupitia kwa mazingatio zaidi katika Ukabilianaji na Hatari za Kibiashara, uimarishaji wa mitindo ya uchanganuzi katika ufanyaji maamuzi kuhusu majanga yanayotukabili katika masoko yetu teule. Pia limekuwa likishughulikia nyanja za ukabilianaji na majanga na limefanikiwa katika viwango vya ukomavu wa kupambana na majanga, ukiwa umefikia 77%.

UKUZAJI WA MASOKO NA BIDHAA

Ukuaji wa kipekee wa Mapato ya Jumla ya Bima ulitokana na utoaji thabiti wa huduma bora za bima kuu, uboreshaji wa hisa za kitivo na kimkataba na mipango madhubuti kuhusu kuvurugika kwa biashara ya bima ya maisha na isiyokuwa ya maisha. Kenya inabakia kuwa soko moja kuu la Shirika hili kwa biashara ya kipindi kifupi na kirefu.

Mojawapo ya mikakati nguzo ya Shirika ni uimarishaji, upenyaji na upanuzi hadi masoko mapya na yale yaliyopo ili kuimarisha mgao wake wa soko, kufisha hatari za kibiashara na kuongeza mapato ya wenye-hisa. Mbali na uvumishaji wa biashara katika masoko makuu, Shirika hili pia lilizingatia usimamizi mzuri wa madai ya fidia, ubunaji wa bidhaa mbali na ubunaji wa suluhu zinazoshughulikia mahitaji ya wateja ambayo hubadilika kila mara. Uzingatiaji wa kitengo cha biashara ya Retakafu kwa kiwango kikubwa ulilipa na unatazamiwa kuendelea kuleta manufaa katika siku zijazo.

Juhudi zetu za kuhakikisha uimarishaji wa uwezo katika sekta ya bima zilituwezesha kuendesha mafunzo ya kiufundi ya bima na bima kuu nchini Kenya na kote barani Afrika. Tulitoa mafunzo kuhusu mada mbalimbali za bima kama vile kilimo, bima ya kitaalamu, bima ya afya, hatari za kisiasa, ugaidi na hujuma, kawi (mafuta na gesi), ajali mbali na bima ya mali zinazomilikiwa. Mafunzo hayo pia yalijumuisha mada kadhaa mbadala zinazohusu bima zikiwemo mikataba ya ushirika wa bima kuu, bima kuu ya kulipia hasara kubwa, uhasibu wa bima kuu, uratibishaji wa mikataba ya bima kuu, usimamizi wa fidia, uorodheshaji kisanjari wa fidia, uhifadhi na mada nyinginezo za kiufundi kuhusu bima kuu. Tulifanya mafunzo haya katika nchi kadhaa za Afrika zikiwemo Kenya, Uganda, Tanzania, Ethiopia, Zambia, Cote d'Ivoire, Rwanda, Burundi na Tunisia.

Utanzu wetu ulio nchini Zambia ambao ulijumuishwa mnamo 2016 kama sehemu ya mkakati wetu wa upanuzi umeendelea kustawi. Afisi yetu hiyo yenye makao yake mjini Lusaka nchini Zambia ndiyo injini ya masoko ya bima ya Afrika ya Kusini, mataifa mengine yakiwa Zimbabwe, Zambia, Botswana, Lesotho, Namibia, Angola, Msumbiji na Swaziland.

TEKNOLOJIA YA HABARI

Mojawapo ya nguzo za shughuli zetu za kibiashara ni teknolojia ya habari. Mnamo 2017 tulizindua teknolojia mpya ya usimamizi wa bima kuu ambayo itaimarisha udhibiti, uondoaji wa kazi za kimkono, na kushirikisha programu za kibiashara miongoni mwa manufaa mengine. Teknolojia hii itaimarisha utoaji wetu wa huduma na utendaji ulioimarika mbali na uthabiti wa shughuli zetu za kibiashara. Ili kuhakikisha kuwa shughuli hii inafanikiwa bila tatizo lolote, tulinunua mfumo wa kompyuta wa *virtual desktop infrastructure* (VDI) ambao uliwekwa katika vifaa vyetu vya kielektroniki na hivyo kuboresha utendakazi.

USIMAMIZI WA TASWIRA YA SHIRIKA

Muonekano wa Shirika letu umekuwa thabiti katika soko. Hii inaweza kuhusishwa na nia njema ambayo Kenya Re imedumisha miongoni mwa wenyehisa wake pamoja na wadau. Ripoti mbili za bima kutoka kwa shirika la Cytonn Investments ikiwemo robo ya 1 na nusu ya mwaka wa 2017 zilitaja kuwa Kenya Re ilidumisha nafasi yake nzuri katika kitengo cha alama cha pamoja hasa kutokana na alama zake za juu kwenye thamani ya bidhaa.

JUKUMU LA SHIRIKA KWA JAMII

Mradi maarufu wa Jukumu la Shirika kwa Jamii, wa Kenya Re, unaoitwa Niko Fiti Initiative, ulizidi kufanikiwa. Niko Fiti imeimarisha pakubwa maisha ya zaidi ya watu 5,300 ambao wana ulemavu. Kupitia kwa Niko Fiti, tumefanikiwa kuwapa vifaa vya kuwasaidia na vya kutembelea ambavyo vinawawezesha kuishi bila utegemezi mwingi.

Katika mwaka wa 2017, Kenya Re kwa ushirikiano na Wizara ya Elimu na Shirika la Walemavu nchini Kenya (APDK), ilibuni mradi unaowasaidia wanafunzi werevu walemavu kujiunga na shule za upili. Mpango huo wa Kuwashirikisha katika Elimu ulifanikisha ukarabati wa shule mbili za Upili za Kitaifa; Lenana School na Moi Girls Isinya. Uimarishaji wa vifaa hivyo utasaidia katika matembezi yao na upatikanaji wake miongoni mwa wanafunzi walemavu.

MUSTAKABALI

Katika mwaka ujao, Shirika hili litalenga kuimarisha uwepo wake katika masoko ya humu nchini na ya kimataifa kupitia utafiti na ukuzaji wa masoko. Hii pia itajumuisha ushirikiano na washirika wetu katika masoko yetu teule kwa madhumuni ya kudumisha biashara zilizopo na kupata masoko mapya.

Shirika hili litalenga kuimarisha mafunzo zaidi ya kiufundi kama njia ya kuzidisha thamani kwa wateja na washirika wetu katika ubunaji wa bidhaa. Uimarishaji wa mienendo ya Usimamizi wa matukio Hatari na ukitishaji wa desturi ya kukabiliana na hatari katika ufanyaji maamuzi ya Shirika pamoja na ustawishaji na uimarishaji wa mbinu za uchanganuzi, utapewa umuhimu mkuu katika kuimarisha viwango vya kikazi vya Shirika. Rasilimali ya Kibinadamu ikiwa ndiyo mali yetu muhimu, itaimarishwa kupitia kwa uajiri bora usio na mapendeleo, mafunzo, kisha kuwadumisha wafanyakazi hao na kuwatia motisha kwa lengo la kupata matokeo bora.

Tutajiinua kwa kuimarisha harakati na kutumia teknolojia mpya kutekeleza kazi bora na kutoa huduma nzuri kwa wateja wetu. Shirika hili pia litachanganua mkakati wake wa uwekezaji kwa lengo la kupanua uwekezaji wake likiwa na lengo la kuimarisha mapato, na kama njia ya kukabiliana na hatari.

Shirika hili litaendelea kudumisha peo zote za ustawi thabiti ili kuhakikisha uendeshaji wa biashara zake unawapa wadau wake na jamii kwa jumla thamani wanayostahili.

Tutaendesha shughuli zetu huku tukifahamu masuala ya mazingira na jamii-uchumi katika maeneo tunakohudumu. Tutataasisisha maadili yetu katika kuwahudumia wateja na kuendelea kuongeza jamii uwezo kupitia kwa mipango yetu ya Jukumu la Shirika kwa Jamii.

Kuhitimisha, ningependa kuwashukuru usimamizi wote wa Kenya Re na wafanyakazi wote kwa kujitolea kwao ambako kumeleta mafanikio. Ningependa pia kushukuru Bodi ya Wakurugenzi Wakuu kwa ushauri wake wa busara katika kuendesha Shirika. Hebu pia niwashukuru zaidi wadau na wenyehisa wetu wote kwa kuamini na kuchagua Kenya Re.

Asante na Mwenyezi Mungu awajaze kwa Baraka zake.

SUSTAINABILITY REPORT

Sustainability Reporting is the practice of measuring, disclosing and being accountable to internal and external stakeholders for organizational performance against specific economic, environmental, social and governance goals geared towards sustainable development using a globally accepted standard. The report provides a balanced and reasonable representation of the sustainability performance of the organization including both positive and negative contributions.

This report marks the initial step towards developing integrated annual report comprising of the traditional financial accounts but also information relevant to various stakeholders who are part of the Corporation's greater ecosystem. Integrated reporting means that we are able to access new markets, enhance our reputation, increase the probability of realizing strategic objectives, and enhance our regulatory compliance as well as access to capital from institutional investors and lenders.

Sustainability Focus Areas

Our sustainability is anchored on our vision, statement of purpose and core values which determine the strategic objectives of the Corporation. Our role is to ensure that our business and by extension our various stakeholders are able to grow in a sustainable manner.

Our aim is to create value for shareholders and the society alike and in order to achieve this, we focus on several key areas:

1. Economic-

- Kenya Re continues to contribute to the economy through the remittance of taxes as a corporate institution. In the year 2017, taxes amounting to Kshs 1.248 billion were remitted to the Kenya Revenue Authority. As a public listed company, we paid out Kshs 0.559 billion worth of dividends to shareholders including the majority shareholder, the Government of Kenya and this contributes towards growing the economy.

2. Social-

- The Niko Fiti Corporate Social Responsibility is a successful initiative by the Corporation that has been going on for seven years. Since its Inception, over 5,300 persons with disability from across the country have been supported with mobility and assistive devices as well as financial literacy training. Over 1,300 beneficiaries were assisted in 2017 from the following counties: Nyamira, Homa Bay, Kirinyaga, Embu, Meru, Kitale and Bungoma counties. The Corporation in 2017 ventured into the Niko Fiti Persons with Disability (PWD) Education Integration initiative to provide an opportunity for students who are PWDs to enjoy accessibility while in school. The Corporation noted that every year students living with disability are denied access to National Secondary Schools since the institutions are unable to provide a safe and appropriate stay.

Kenya Re undertook two pilot National Secondary school projects in 2017 and held two ground breaking ceremonies at;

1. Lenana School – Launched on 6th September 2017
2. Moi Girls Isinya – Launched on 13th September 2017

- Disability Access in buildings-

Kenya Re's commercial properties have been modified to be disability friendly and allow for access for PWDs with minimal inconvenience.

3. Socio-Economic

- Tenders-

Kenya Re awarded tenders valued at Kshs 265, 098, 922/= for special groups consisting of Women, Youth and People Living with Disability (PWDs). In addition, trainings were held for special groups in order to equip them with skills on how to successfully bid for tender opportunities with the Corporation.



- Commercial Mortgages-

Kenya Re provides commercial mortgages to the general public that are competitively priced and contributes towards efforts to alleviate the housing shortage experienced in Kenya.

4. Environmental-

- With the current depletion of forest cover in Kenya, Kenya Re started a program in 2013 to plant tree seedlings as a mark of its contribution to the sustainability of the environment. Led by top management, Kenya Re set out to plant trees at Kibiko Secondary School in Ngong town, Kajiado County on 6th September 2017. The Staff together with the Kibiko Secondary School students and teachers planted 4,000 tree seedlings in 2017. So far, the Kenya Re tree planting program has seen the Corporation plant a total of 8,500 trees at Kibiko Secondary School since 2013. Kenya Re encourages schools and other institutions to make the most out of their grounds by planting trees as it helps to create woodland habitat, increase biodiversity, conserve the environment and most importantly provide an excellent learning resource.
- Renewable Energy- Reinsurance Plaza in Nairobi is installed with and utilizing solar energy harnessed during the daytime. In addition the entire building is fitted with energy saving bulbs to further significantly conserve energy. Similar installations are to be fitted in the other commercial properties owned by the Corporation.
- Water Conservation is achieved in all our commercial properties due to the installation of efficient delay action push taps that significantly reduce the wastage of water.

5. Governance-

- Governance structure

The Corporation has adopted high standards and applies strict rules of conduct based on the best corporate practices. As part of this commitment, the Board adheres to good corporate governance by observing high standards of ethical and moral behavior; acting in the best interests of the organization; remunerating and promoting fairly and responsibly; recognizing the legitimate interests of all stakeholders; and ensuring that the organization acts as a good corporate citizen.

- Governance Audit

In line with the CMA Corporate Governance Code for Issuers of Securities to the Public, a governance audit was conducted by KPMG for the financial year 2016 and recommendations are now being implemented. These audits are held once in every two years.

- Delegation of Authority-

The Board and Management execute their mandate in an environment of mutual trust and respect having regard to the principles of good governance. In this regard, the Board provides clear and distinct lines of responsibility and accountability and maintain effective channels of communication.

- Separation of Powers-

The Managing Director and the Board play separate and distinct roles but work together to achieve organizational goals. The Board is responsible for appointing the Managing Director, through a competitive process. The Board together with the Managing Director select the management team and put in place a succession plan for both the Managing Director & management. The Managing Director is responsible for overseeing the execution of the Board's directions and policies to ensure achievement of desired outcomes.

- Compliance to CMA guidelines-

In compliance with the CMA Code of Corporate Governance, the following requirements were met within the reporting period:

- An evaluation of the Board of Directors and Managing Director was carried out in the e-Board system using the State Corporations Advisory Commission's (SCAC) tool.
- A legal and compliance review of the Corporation was carried out during the year 2017.

6. Gender Parity

- Kenya Re has excelled in Gender Parity and continues to have a near equal gender distribution among its employee population. Currently the employees are distributed as 52% women and 48% men. Top management is made up of 58% men and 42% women, indicating a high representation of women in top management.

7. Ethics and Integrity

- The Corporation has in the past year trained 98 members of staff on matters concerning ethics and integrity. In addition, there are 15 trained Integrity Assurance Officers (IAO) who champion the cause of issues related to ethics and integrity.
- The Corporation has both internal and external mechanisms for reporting corruption. Internally, corruption reporting boxes have been availed in all Corporation offices and buildings. Staff and stakeholders are similarly able to utilize the external mechanism for reporting corruption using the BKMS system available on the Ethics and Anti-Corruption Commission's website.

SUSTAINABILITY- A TRUE VALUE APPROACH

Kenya Re is committed to creating value for each of our stakeholder groups by working hand in hand with them all in order to achieve a mutually beneficial outcome. We appreciate the fact that each stakeholder group is unique in its contribution as well as expected outcome from the Corporation when setting objectives with regards to them. Therefore we undertake to ensure that true value is achieved for each stakeholder in the long term hence the need to ensure that all our business practices are sustainable.

Our Stakeholders:

1. Customers- Insurance Companies; both local and international, tenants and mortgagors.
2. Regulators- these are government bodies that enforce various policies and guidelines that determine how we do our business.
3. Shareholders- They comprise of the Government of Kenya the majority shareholder, Corporate Investors as well as individual shareholders who own a stake at the Corporation.
4. Employees- this is our human capital element that provides the much needed skills and expertise with which we are able to carry out our business.
5. Communities- these are the social groups that are impacted by our business or the localities in which we operate in.
6. Suppliers- these are the entities that support the Corporation by offering goods and services.

Value Creation for our Customers:

Customers are an important part of stakeholders and the Corporation is committed to ensuring that they are treated with respect and served in the best way possible. Therefore our promise is that at all times:

- Our clients will be treated with courtesy and consideration and our staff will be helpful at all times.
- Customer questions and needs will be attended to promptly.
- We will exercise the utmost integrity in providing services to our clients.
- We will not disclose any information that may adversely affect our clients without their consent, except where we are under legal obligation to disclose.

Customer Appreciation

Kenya Re celebrated the global Customer Service Week in October 2017 during which the Corporations' customers, staff and members of the board of directors were appreciated in a special way. The Corporation took up membership in the Institute of Customer Experience (ICX) Kenya, which is the body that organizes the annual Customer Service Week in Kenya.

The customer service week was uniquely themed with the Corporation having an activity for each day of the week, ranging from; trivia challenges for staff, branded treats for staff, a wheel of fortune for walk in clients, courtesy calls by senior management to tenants as well as the final culmination of a colorful tree planting session at Kibiku Secondary school, Ngong.

Value Creation for Regulators

We ensure that we comply with various regulations that govern our business and provide our services in an ethical manner devoid of prejudice. We are cognizant of the Economic, Social and Governance (ESG) policies that determine our operational mandate. The following are some of regulators:

Regulator	Mandate	Areas of Engagement
Insurance Regulatory Authority (IRA)	The IRA is mandated to regulate, supervise and develop the insurance industry in Kenya.	Quarterly Returns, Inspection of operations and Investments
Capital Markets Authority (CMA)	The CMA is a regulating body charged with the responsibility of supervising, licensing and monitoring the activities of listed companies licensed under the Capital Markets Act.	Corporate Governance: Shareholder engagement
Kenya Revenue Authority (KRA)	The KRA is charged with the responsibility of collecting revenue on behalf of the Government of Kenya.	Taxation
National Environment Management	NEMA is the government agency tasked with management of the environment and environmental policy of the country.	Environmental Impact

Our business engagement in all areas is conducted with full awareness of the regulatory requirements and in compliance with the various policies that determine operations.

Value Creation for Shareholders:

We seek to engage our existing and potential shareholders by providing relevant and up to date information about our performance and strategy.

Our shareholders expect timely, accurate and regular information from the Corporation.

We engage and respond to our investors and shareholders through annual general meetings, investor and media briefings, conference calls, international road shows where existing and potential shareholders are met, performance and strategy information on our website.

Value Creation for Employees:

We believe in primarily attracting and retaining the best talent who are our staff and we invest in them to realize their full potential in order to achieve our goals. We have continuously made it our priority to inculcate a high performance culture, offer competitive remuneration packages, reward outstanding performance and encourage and appreciate innovations.

In 2017 all our staff members were internally and externally trained in different fields of specialization like protocol and etiquette, customer service, leadership and risk management.

Our employees are offered a competitive package and value added benefits that include staff loans, medical cover, pension, performance based bonus, annual leave allowance and advanced professional development support.

Because of the loyalty and unwavering support from staff, the Corporation has benefited through:

- Reduced staff turnover
- Loyal and dedicated work force
- A highly motivated and professional workforce
- Great performance delivery from staff

Our staff age distribution is as follows:

- 20-30 years (27)

- 31-40 years (51)
- 41-50 years (25)
- 51-60 years (49)

While the gender distribution is:

- 72 male
- 79 female

The overall employee satisfaction score stood at 77.6% in 2017 up from 73.2% in 2016. The growth shows a clear level of engagement and satisfaction of our staff and the effort they are willing to put in order to achieve our strategic objectives.

Value Creation for Communities:

We at Kenya Re are committed to formulating long lasting relationships within the environment we operate in. In 2015, we decided through the Niko Fiti CSR initiative to do more than just donate assistive and mobility devices to persons living with disability. We enabled a selected number of PWDs with business acumen in Nairobi, Kisumu and Mombasa counties to undergo a 3 day training on leadership and governance, basic book keeping and financial management to equip them for the business world. The beneficiaries were then provided with Mobile Vending Units which were stocked with goods. The stocked items for sale enabled the beneficiaries to not only provide for their families but also contribute to the economy of the nation.

Apart from Niko Fiti Corporate Social Responsibility initiative, the Corporation has also had a remarkable sustainable relationship with Kibiko Secondary school in the Ngong Township where we have planted close to 8500 tree seedlings spread across 5 years. We have also provided proper piping in the school to enhance the survival rate of the tree seedlings. Additionally, we also donated computers to the school. This relationship has enabled the Corporation provide mentorship sessions in the school during the tree planting days.

Whistle Blowing Policy:

Kenya Re is committed to ensuring the highest possible standards of care and ethical considerations in delivering the services it provides. To this end, Kenya Re has developed a whistle blowing policy that demonstrates the Corporation's commitment to recognize and take action in respect of malpractice, illegal acts or omissions by its employees or ex-employees.

It is the responsibility of all staff if they become aware that actions of other staff or officers of the Corporation might compromise this objective, to report the matter in the safe knowledge that this will be treated seriously and sensitively with confidentiality.

The purpose of this policy is to encourage employees and other parties to report unethical behaviour, malpractices, wrongful conduct, fraud, violation of the company's policies & values, violation of law by any employee of Kenya Re without any fear of retaliation. It seeks to build and strengthen a culture of transparency and trust within the organization.

Corporate Social Responsibility Policy:

The Corporation acknowledges the scope of the social value of contribution to community programs besides the traditional ways in which it contributes directly to wealth creation of the nation in various ways and more specifically through taxation.

This policy guides in the execution of the strategic intent to ensure that we continue to be accountable not only to our shareholders but also to other stakeholders. The policy serves as a testament and commitment of the Corporation to behave ethically and contribute to economic development of the entire community.

In the execution of this policy, Kenya Re will use channels which are efficient and transparent in line with the Public Officer's Act. The level of commitment to this fundamental will entirely depend on the continued profitability and business performance of the Corporation.

Kenya Re's focus for contribution to public affairs will normally be aspects of:

- i) Insurance/reinsurance industry concerns
- ii) National disasters/ tragedies, declared as such by government of Kenya
- iii) Severely disadvantaged families and communities in Kenya
- iv) Community/public projects that benefit the community directly or indirectly - wealth creation

The Corporation will consider and implement the allocation of financial, material and/or managerial support to causes and activities which represent social value in selected fields subject to an approved plan and within the limits of the available resources as may be authorized by the Board.

Energy Policy:

The Corporation recognizes that energy utilities (electricity, diesel and water) are a significant overhead within its facilities. In addition, Kenya Re also appreciates that the consumption of fossil fuels has a negative environmental impact from the emissions of carbon dioxide (CO₂) and the depletion of non renewable resources.

In keeping with the corporate policy of continuous improvement, Kenya Re is committed to responsible energy management both as a social and commercial entity, thus will practice energy efficiency throughout its facilities wherever it is cost effective to do so.

By adopting this policy, the Corporation accepts adherence to its content and to uphold the incorporated practice.

The energy policy seeks to:

1. Avoid unnecessary expenditure on energy.
2. Improve energy efficiency continuously by implementing effective energy management programs that support all operations and customer satisfaction while providing a safe and comfortable work environment.
3. Protect the environment by minimizing CO₂ emissions.
4. Conform to the overall national Energy and Environmental Policy.
5. Designate an Energy Manager and a Consultant to oversee energy management operations.
6. Comply with the Energy Management Regulations 2012.

Entrenched in the corporate mission, the Corporation endeavors to be socially responsible and environmentally conscious by observing high ethical standards in all business practices.

Risk Management Policy:

The directors of Kenya Re have committed themselves to establish and maintain a process of risk management that is aligned to the principles of best corporate governance practices. The features of this process are outlined in the Corporation's Enterprise Risk Management (ERM) framework. All operations in both head office and subsidiary offices are subject to the ERM framework.

Effective risk management is of crucial importance to the Corporation given the scale of operations and risk profile. The realization of our strategy depends on us being able to take calculated risks in a way that takes care of the interests of our stakeholders. An enterprise wide approach to risk management has been adopted by the Corporation, which provides a structured and systematic process of risk management.

The Corporation is continuously striving to embed an appropriate risk culture so that responses to risk remain current and dynamic. All risks associated with a major change and significant actions by the Corporation also fall within the ERM framework. The aim of the ERM framework is to enhance efficiency. Controls and risk interventions are chosen based on their ability to increase the likelihood that fulfils our mandate to the stakeholders.

KENYA REINSURANCE CORPORATION LIMITED
REPORT OF THE DIRECTORS
FOR THE YEAR ENDED 31st DECEMBER 2017

The directors submit their report together with the audited financial statements for the year ended 31st December 2017.

1. INCORPORATION AND BACKGROUND INFORMATION

The Kenya Reinsurance Corporation Limited is a public limited liability company reconstituted through an Act of Parliament in 1997. It was first established through an Act of Parliament in December 1970 and commenced business in January 1971 as Kenya Reinsurance Corporation. The Government of Kenya owns 60% of the company while the public owns 40%. The address of the registered office is set out on page one.

It has two fully owned subsidiaries: Kenya Reinsurance Corporation - Cote d'Ivoire, which was incorporated on 19th September 2014 and Kenya Reinsurance Corporation Zambia Limited, which was incorporated on 26th November 2015. Kenya Reinsurance Corporation - Cote d'Ivoire has operated as a full subsidiary from 2015, while, the Zambian subsidiary started operating in 2016.

2. PRINCIPAL ACTIVITIES

The principal activities of the Group are underwriting of all classes of reinsurance business and investment activities.

3. RESULTS

	GROUP		COMPANY	
	2017	2016	2017	2016
	Ksh. '000	Ksh. '000	Ksh. '000	Ksh. '000
Profit before tax	4,558,551	4,218,086	4,748,502	4,309,404
Tax charge	(981,211)	(930,802)	(981,211)	(930,802)
Profit for the year transferred to retained earnings	<u>3,577,340</u>	<u>3,287,284</u>	<u>3,767,291</u>	<u>3,378,602</u>

4. DIVIDENDS

The directors recommend the approval of a first and final dividend of Ksh. 0.85 (2016: Ksh. 0.80) per share totalling to Ksh. 595 million for the year ended 31st December 2017 (2016: Ksh. 560 million).

5. DIRECTORATE

The directors who held office during the year and to the date of this report are set out on page one.

In accordance with Article 110 of the Company's Articles of Association, the Cabinet Secretary - National Treasury, Mr. Henry Rotich, Mr. Felix Okatch and Mrs. Jennifer Karina retire by rotation as Directors and, being eligible, offer themselves for re-election at the Annual General Meeting to be held on 21st June 2018.

6. BUSINESS REVIEW

We delivered on our commitment to continue growing the shareholders' value. The gross written premiums, investments income, profitability, shareholders' funds and assets base registered commendable growth.

KENYA REINSURANCE CORPORATION LIMITED
REPORT OF THE DIRECTORS (continued)
FOR THE YEAR ENDED 31ST DECEMBER 2017

Operational performance

Gross written premiums grew by 12% from Ksh. 13.244 billion in the year 2016 to Ksh. 14.827 billion in 2017. Net earned premiums grew by 8% from Ksh. 12.69 billion in 2016 to Ksh. 13.68 billion in 2017. Investment income grew from Ksh. 3.08 billion to Ksh. 3.17 billion. The profit before tax for the year stood at Ksh. 4.56 billion, a growth of 9% from last year profits of Ksh. 4.22 billion.

Our accomplishments are the outcome of disciplined execution of our five year strategy which is grounded on the following five pillars: financial performance, business process improvement, business development, risk management and people and culture.

Financial overview

Financial overview of the Group continues to deliver positive results to shareholders and has maintained a good performance despite the challenging business environment experienced during the year, which affected the revenue streams and investment income.

Our investment portfolio grew to Ksh. 35.47 billion in 2017 up from Ksh. 32.2 billion in 2016. The asset base increased from Ksh. 38.49 billion in 2016 to Ksh. 42.73 billion in 2017, a growth of 11%. The Shareholders' funds increased from Ksh. 24.13 billion in 2016 to Ksh. 27.2 billion in 2017, a growth of 13%.

The key performance drivers that are responsible for positive financial state of the organization include: prudent underwriting, management of operating expenses (which dropped by 10% from Ksh. 1.83 billion in 2016 to Ksh. 1.71 billion in 2017), real time market intelligence which guided our response to market changes and the uptake of investment opportunities.

Key performance indicators

	2012	2013	2014	2015	2016	2017
	Ksh.	Ksh.	Ksh.	Ksh.	Ksh.	Ksh.
	Millions	Millions	Millions	Millions	Millions	Millions
Gross Premium	7,944	9,645	11,570	13,060	13,245	14,827
Net Premiums Written	7,054	8,582	10,313	12,016	12,687	13,680
Investment Income	2,651	2,278	2,592	3,041	3,079	3,165
Total Assets	23,788	27,628	32,174	35,954	38,494	42,733
Shareholders' Funds	14,613	16,993	19,991	21,933	24,133	27,205
Management Expenses	1,084	1,015	1,093	1,319	1,832	1,709

Principal risks and uncertainties facing the Corporation

In the course of its business operations, the Corporation faces key threats in meeting its business objectives. Among these are: market risk exposures from its investment activities occasioned by reduced earnings on bank deposits due to interest rate capping, erratic prices of quoted equities and foreign exchange losses from underwriting operations in diverse regions with different currencies.

The Corporation has also been affected by the prolonged electioneering in Kenya that resulted in capital flight from Nairobi Securities Exchange. In addition, the Corporation faces stiff competition both in its local and international markets. There has been increasing cases of domestication of reinsurance business in some key markets, setting up of national reinsurance in countries where there were none, mergers and acquisitions increasing retention capacity of direct underwriters reducing reinsurance premiums, creation of captive reinsurance new entrants in Corporation's target markets, unfavourable changes in legislation in some markets and price undercutting amongst competitors.

Delays in receiving outstanding reinsurance premiums continues to pose credit risk to the Group. This is mainly from outstanding retro recoveries as well as outstanding premium receivables from cedants and brokers. As at 31ST December 2017, gross receivables stood at

KENYA REINSURANCE CORPORATION LIMITED
REPORT OF THE DIRECTORS (continued)
FOR THE YEAR ENDED 31ST DECEMBER 2017

Ksh. 5.78 billion against provisions of Ksh. 1.48 billion. As compared to 31st December 2016, gross reinsurance receivables stood at Ksh. 4.79 billion against provisions of Ksh. 1.21 billion.

Underwriting risks mainly relate to the risk that underwriting costs may exceed the premiums generated from the underwriting activity. The Corporation's underwriting profit grew to Ksh. 309m in year 2017 up from Ksh. 124m for year 2016. The Corporation's claim ratio stood at 56% in year 2017 down from 60% registered in year 2016. Claims incurred in year 2017 grew by 14% to Ksh. 7.60 billion up from Ksh. 6.68 billion.

7. STATEMENT AS TO DISCLOSURE TO THE COMPANY'S AUDITOR

With respect to each director at the time this report was approved:

- a) there is, so far as the person is aware, no relevant audit information of which the company's auditor is unaware; and
- b) the person has taken all the steps that the person ought to have taken as a director so as to be aware of any relevant audit information and to establish that the company's auditor is aware of that information.

8. SECRETARY

The Company's Secretary is Mr. Charles Kariuki.

9. TERMS OF APPOINTMENT OF THE AUDITOR

The Auditor General is responsible for the statutory audit of the Company's books of account in accordance with Section 48 of the Public Audit Act, 2015. Section 23 of the Act empowers the Auditor General to nominate other auditors to carry out the audit on his behalf.

Ernst & Young LLP were appointed by the Auditor General to carry out the audit for the year ended 31st December 2017. The Directors monitor the effectiveness, objectivity and independence of the auditor. The Directors also approve the annual audit engagement contract which sets out the terms of the auditor's appointment and the related fees. The agreed auditor's remuneration of Ksh. 7,351,000 has been charged to profit or loss in the year.

BY ORDER OF THE BOARD



Secretary
Nairobi

28th March 2018

KENYA REINSURANCE CORPORATION LIMITED
STATEMENT ON CORPORATE GOVERNANCE
FOR THE YEAR ENDED 31st DECEMBER 2017

Corporate governance is the process and structure by which companies are directed, controlled and held accountable in order to achieve long-term value to shareholders taking cognisance of the interest of other stakeholders.

The Board of Directors of the Kenya Reinsurance Corporation Limited is responsible for the governance of the Corporation. The Board is accountable to the shareholders and stakeholders in ensuring that the Company complies with the laws and the highest standards of business ethics and corporate governance. Accordingly, the Board attaches very high importance to the generally accepted corporate governance practices and has embraced the internationally developed principles and code of best practice of good corporate governance.

Board of Directors

The roles and functions of the Chairman and the Managing Director are distinct and their respective responsibilities clearly defined within the Corporation. The Board comprises of eleven (11) directors, ten (10) of whom are non-executive directors including the Chairman. The Board defines the Corporation's strategies, objectives and values and ensures that procedures and practices are set in place to ensure effective control over strategic, financial, operational and compliance issues. The Directors bring a wealth of experience and knowledge to the Board's deliberations. Except for direction and guidance on general policy, the Board delegates authority of its day-to-day business to the Management through the Managing Director. The Board, nonetheless, is responsible for the stewardship of the Company and assumes responsibilities for the effective control over the Corporation. The Company Secretary attends all meetings of the Board and advises the Board on all corporate governance matters as well as prevailing statutory requirements.

Board Meetings

The Board holds meetings on a regular basis while special meetings are called when it is deemed necessary. The Board held four (4) regular and nine (9) special meetings during the year under review. As the Corporation is a State Corporation, the Inspector General of State Corporations, from time to time, attends meetings of the Board and Board Committees for oversight and advisory purposes in accordance with the State Corporations Act.

Committees of the Board

The Board has set up the following principal committees, which meet under well-defined terms of reference set by the Board. This is intended to facilitate efficient decision making of the Board in discharging its duties and responsibilities.

Audit Committee

The membership of the Audit Committee is comprised as follows:

Anthony Munyao	- Chairman
Protus Sigei	- (Alternate to CS, National Treasury)
Everest Lenjo	
Felistas Ngatuny	
Chiboli Shakaba	

KENYA REINSURANCE CORPORATION LIMITED
STATEMENT ON CORPORATE GOVERNANCE (continued)
FOR THE YEAR ENDED 31st DECEMBER 2017

Committees of the Board (continued)

Audit Committee (continued)

The Committee assists the Board in fulfilling its corporate governance responsibilities and in particular to:

- Review financial statements before submission to the Board focusing on changes in accounting policies, compliance with International Financial Reporting Standards and legal requirements.
- Strengthen the effectiveness of the internal audit function.
- Maintain oversight on internal control systems.
- Increase the shareholders' confidence in the credibility and standing of the Company.
- Review and make recommendations regarding the Company's budgets, financial plans and risk management.
- Liaise with the external auditors.

The Committee held four (4) regular meetings and three (3) special meetings in the year under review.

Risk and Compliance Committee

The membership of the Risk and Compliance Committee comprises of the following:

Maina Mukoma - Chairman

Felix Okatch

Everest Lenjo

Anthony Munyao

Jadiah Mwarania

The responsibilities of this committee include:

- Provision of general oversight in risk and compliance matters in the Company.
- Ensuring quality, integrity, effectiveness and reliability of the Company's risk management framework.
- Setting out the nature, role, responsibility and authority of the risk management and the compliance function of the Company.
- Defining the scope of risk management work.
- Ensuring that there are adequate risk policies and strategies in place to effectively identify, measure, monitor and appropriately mitigate the various risks, which the Company is exposed to from time to time.

The committee held four (4) regular meetings and six (6) special meetings in the year under review.

KENYA REINSURANCE CORPORATION LIMITED
STATEMENT ON CORPORATE GOVERNANCE (continued)
FOR THE YEAR ENDED 31st DECEMBER 2017

Committees of the Board (continued)

Human Resources Committee

The membership of the Human Resources Committee comprises of the following:

Felistas Ngatuny	- Chairman
Jennifer Karina	
Zipporah Mogaka	
Protus Sigei	- Alternate to CS, National Treasury
Chiboli Shakaba	
Jadiah Mwarania	

The Committee reviews and provides recommendations on issues relating to all human resources matters including: career progression, performance management, training needs, job transfers, staff recruitment, staff placements, promotions, demotions, discipline and staff welfare.

The Committee held four (4) regular meetings and three (3) special meetings in the year under review.

Finance and Strategy Committee

The membership of the Finance and Strategy Committee comprises of the following:

Zipporah Mogaka	- Chairman
Maina Mukoma	
Jennifer Karina	
Felix Okatch	
Jadiah Mwarania	

The Committee assists the Board in fulfilling its oversight responsibilities relating to the Company's finance, information and technology, procurement, investment strategies, reinsurance strategies, policies, projects and related activities.

The Committee held four (4) regular and seven (7) special meetings in the year under review.

Risk Management and Internal Controls

The Company has defined procedures and financial controls to ensure the reporting of complete and accurate accounting information. These cover systems for obtaining authority for all transactions and for ensuring compliance with the laws and regulations that have significant financial implications. In reviewing the effectiveness of the internal control system, the Board takes into account the results of work carried out to audit and review the activities of the Company. The Board also considers the management accounts for each quarter, reports from each Board Committee, annual budgetary proposals, major issues and strategic opportunities for the Company. As an integral strategy in achieving its corporate goals, the Board ensures that an optimal mix between risk and return is maintained. To achieve this goal, a risk management and governance framework has been put in place to assist the Board in understanding business risk issues and key performance indicators affecting the ability of the Company to achieve its objectives both in the short and long term.

KENYA REINSURANCE CORPORATION LIMITED
STATEMENT ON CORPORATE GOVERNANCE (continued)
FOR THE YEAR ENDED 31st DECEMBER 2017

Creating Shareholders' Value

In order to assure the shareholders of the Company's commitment to activities that create and enhance shareholder value, the Board signs a performance contract with the Government as well as sets Corporate Performance strategies with Management and continues to perform an annual evaluation exercise to review and audit its role and success or otherwise to meet the challenges envisaged at the beginning of each year.

Directors' Emoluments and Loans

The aggregate amount of emoluments paid to directors for services rendered during the financial year 2017 are disclosed in the notes to the financial statements under note 42. Non-executive directors are paid sitting allowances for every meeting attended. There were no arrangements for the directors to acquire benefits through the acquisition of the Company's shares. There were no loans advanced to directors during the financial year.

Directors' interests as at 31st December 2017:

	Number of shares	% Shareholding
The National Treasury of Kenya	420,000,000	60
Jadhah Mwarania	100,000	-
Jennifer Kabura Karina	55,889	-
Chiboli Induli Shakaba	40,503	-
Felix Okatch	100	-
Maina Mukoma	1,681	-
David Kibet Kemei	388	-
	420,198,561	60
	Number of shares	% Shareholding
Major Shareholders		
The National Treasury of Kenya	420,000,000	60
Standard Chartered Kenya Nominees Ltd A/C KE22446	17,176,126	2.45
Stanbic Nominees Ltd A/C NR 1031141	16,716,800	2.39
CSB Ken Custodial @Stanbic.com	9,736,200	1.39
Stanbic Nominees Ltd A/C NR 1031144	9,733,100	1.39
Standard Chartered Kenya Nominees Ltd A/C KE002382	8,720,500	1.25
Investments & Mortgages Nominees Ltd A/C 028950	7,666,488	1.1
Kenya Commercial Bank Nominees Ltd A/C 915B	6,917,811	0.99
Kenya Commercial Bank Nominees Ltd A/C 915A	6,796,943	0.97
Standard Chartered Nominees Non-Resd. A/C KE10085	6,000,000	0.86
	509,463,968	72.79

KENYA REINSURANCE CORPORATION LIMITED
STATEMENT ON CORPORATE GOVERNANCE (continued)
FOR THE YEAR ENDED 31st DECEMBER 2017

The distribution of the Company's shareholding is as shown below:

Shares Range	Shareholders	Number of Shares	% Shareholding
1 - 500	73,774	15,775,419	2.25
501 - 1,000	14,775	10,343,877	1.48
1,001 - 5,000	12,077	23,107,947	3.30
5,001 - 10,000	1,116	7,779,058	1.11
10,001 - 50,000	926	18,170,774	2.60
50,001 - 100,000	98	6,839,256	0.98
100,001 - 500,000	107	22,175,084	3.17
500,001- 1,000,000	32	22,063,415	3.15
1,000,001 & above	37	573,694,238	81.96
	102,942	699,949,068	100.00

The distribution of the shareholders based on their nationalities is as follows:

Nationality	Shareholders	Shares held	% Shareholding
Local Individual Investors	96,870	80,623,762	11.52
Local Institutional Investors	5,563	520,875,573	74.42
Foreign Investors	509	98,449,733	14.07
	102,942	699,949,068	100.00



David Kemei

Director



Anthony Munyao

Director

28th March 2018

KENYA REINSURANCE CORPORATION LIMITED
STATEMENT OF DIRECTORS' RESPONSIBILITIES ON THE FINANCIAL STATEMENTS
FOR THE YEAR ENDED 31ST DECEMBER 2017

The Kenyan Companies Act 2015, requires the directors to prepare financial statements for each financial year that give a true and fair view of the financial position of the Group and the Company as at the end of the financial year and of its profit or loss for that year. It also requires the directors to ensure that the company keeps proper accounting records that: (a) show and explain the transactions of the company; (b) disclose, with reasonable accuracy, the financial position of the company; and (c) enable the directors to ensure that every financial statement required to be prepared complies with the requirements of the Companies Act 2015.

The directors accept responsibility for the preparation and presentation of these financial statements in accordance with International Financial Reporting Standards and in the manner required by the Kenyan Companies Act, 2015. They also accept responsibility for:

- i. designing, implementing and maintaining such internal control as they determine necessary to enable the presentation of financial statements that are free from material misstatement, whether due to fraud or error;
- ii. selecting suitable accounting policies and applying them consistently; and
- iii. making accounting estimates and judgements that are reasonable in the circumstances.

Having made an assessment of the Group's and the Company's ability to continue as a going concern, the directors are not aware of any material uncertainties related to events or conditions that may cast doubt upon the Group's and the Company's ability to continue as a going concern.

The directors acknowledge that the independent audit of the financial statements does not relieve them of their responsibilities.

Approved by the board of directors on 28th March 2018 and signed on its behalf by:



Michael Mbeshi
Principal Officer



David Kemei
Director



Anthony Muryao
Director

KENYA REINSURANCE CORPORATION LIMITED
REPORT OF THE CONSULTING ACTUARY
FOR THE YEAR ENDED 31st DECEMBER 2017

Appendix F: Actuary's Certificate

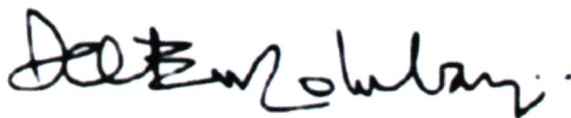
Kenya Reinsurance Corporation Limited

Actuarial Valuation as at 31 December 2017

Actuary's Solvency Certificate

I, James Israel Omanyala Olubayi of Zamara Actuaries, Administrators and Consultants Limited. Landmark Plaza, 10th Floor, Landmark Plaza Argwings Kodhek, P.O. Box 52439 Nairobi, being an Actuary duly qualified in terms of Section 2 of the Insurance Act having conducted an investigation in terms of Sections 57 and 58 of that Act as at 31 December 2017 do hereby certify as under: -

- a) that in my opinion the value placed upon the aggregate liabilities relating to the Statutory Funds of **Kenya Reinsurance Corporation Limited** in respect of policies on the basis of valuation adopted by me is not less than what it would have been if the aggregate value had been calculated on the minimum basis prescribed;
- b) that necessary steps as required under Section 58 (5) (a) were taken; and
- c) that I am satisfied that the valuation of assets adopted by me are, on the basis of the Auditor's certificates appended to the balance sheet, fully of the value so adopted.



James I. O. Olubayi
Fellow of the Institute and Faculty of Actuaries

Nairobi

March 2018

REPUBLIC OF KENYA

Telephone: +254-20-342330
 Fax: +254-20-311482
 E-mail: oag@oagkenya.go.ke
 Website: www.oagkenya.go.ke



P.O. Box 30084-00100
 NAIROBI

OFFICE OF THE AUDITOR-GENERAL

REPORT OF THE AUDITOR-GENERAL ON KENYA REINSURANCE CORPORATION LIMITED FOR THE YEAR ENDED 31 DECEMBER 2017

REPORT ON THE FINANCIAL STATEMENTS

Opinion

The accompanying financial statements of Kenya Reinsurance Corporation Limited set out on pages 56 to 135, which comprise the consolidated statement of financial position as at 31 December 2017, and the consolidated statement of financial performance, consolidated statement of changes in equity, consolidated statement of cash flows for the year then ended, and a summary of significant accounting policies and other explanatory information have been audited on my behalf by Ernest and Young LLP, auditors appointed under Section 23 of the Public Audit Act, 2015. The auditors have duly reported to me the results of their audit and on the basis of their report, I am satisfied that all information and explanations which, to the best of my knowledge and belief were necessary for the purpose of the audit were obtained.

In my opinion, the financial statements present fairly, in all material respects the financial position of Kenya Reinsurance Corporation Limited as at 31 December 2017, and of its consolidated and company's financial performance and its consolidated and company's cash flows for the year then ended, in accordance with International Financial Reporting Standards and comply with the Companies Act, 2015.

In addition, as required by Article 229(6) of the Constitution, based on the procedures performed, I confirm that public money has been applied lawfully and in an effective way.

Basis for Opinion

The audit was conducted in accordance with the International Standards of Supreme Audit Institutions (ISSAIs). I am independent of Kenya Re-insurance Corporation limited in accordance with ISSAI 30 on code of Ethics. I have fulfilled other ethical responsibilities in accordance with the ISSAI and in accordance with other ethical requirements applicable to performing audits of financial statements in Kenya. I believe that the audit evidence I have obtained is sufficient and appropriate to provide a basis for my opinion.

Emphasis of Matter

As reported in the previous year, I draw attention to Note 44 of the financial statements, which describe a contingent liability in relation to tax assessment by Kenya Revenue

Report of the Auditor-General on the Financial Statements of Kenya Reinsurance Corporation Limited for the year ended 31 December 2017

Authority (KRA). The group is involved in a tax claim dispute with KRA, arising from KRA's demand of Kshs.1,272,488,000 relating to withholding tax on cedant acquisition costs and brokerage fees. The outcome of the tax remains uncertain even through the company continues to hold discussions with KRA in an attempt to resolve the matter in contention with the assistance of its professional advisers.

Key Audit Matters

No.	Key Audit Matter	How our Audit Addressed the Key Audit Matter
1.	Credit Risk and Impairment Of Reinsurance Receivables Balances	
	<p>Impairment of receivables is a subjective area due to the significant judgment and assumptions applied by management. The estimation of impaired receivables is made based on review of outstanding amounts at year-end.</p> <p>As disclosed in note 24 to these financial statements, judgement is applied in determining the appropriate parameters and assumptions used to calculate impairment of the receivables. For example, the assumptions of customers that will default, the expected future cash flows from the customers and the timing of the cash flows.</p> <p>Due to the significance of the reinsurance receivable balances, and the significant judgement involved in calculating impairment, particularly regarding the estimation of the expected future cash collections, this was considered a key audit matter.</p>	<ul style="list-style-type: none"> The audit procedures included the testing and evaluation of controls over the underwriting process, recording and ageing of outstanding reinsurance receivables, and monitoring of the receivables by the Group's credit control department. We evaluated the adequacy of the allowance for doubtful accounts, including the appropriateness of the methodology used and assumptions made to calculate the allowance. We tested, on a sample basis, whether the group's assumptions on the expected future cash flows and timing of the cash flows were supported. We also assessed whether the financial statement disclosures made appropriately reflect the Group's credit risk and impairment provision on the receivables.
2.	Reinsurance Contract Liabilities	
	<p>The valuation of the Group's reinsurance contracts is dependent on a number of subjective assumptions about future experience as disclosed in notes 34 and 36 to the financial statements. Some of the economic and non-economic actuarial</p>	<ul style="list-style-type: none"> We tested the key controls around the processes for analyzing the economic and noneconomic assumptions used in the valuation of the reinsurance contract liabilities.

Report of the Auditor-General on the Financial Statements of Kenya Reinsurance Corporation Limited for the year ended 31 December 2017

<p>assumptions used in valuing insurance contracts are judgmental, in particular persistency (the retention of policies over time), longevity (the expectation of how long an annuity policyholder will live and how that might change over time), expenses (future expenses incurred to maintain existing policies to maturity).</p> <p>The Group uses external actuaries to value both the life and non –life liabilities.</p> <p>This matter was considered significant to our audit because of the sensitivity of the valuation of the reinsurance contract liabilities to changes in the key assumptions.</p> <p>We also considered there to be a risk that the disclosures in notes 34 and 35 to the financial statements which are significant to the understanding of the Group’s insurance contracts liabilities are not complete.</p>	<ul style="list-style-type: none"> • We assessed, using our actuarial specialists, the appropriateness of management’s liability adequacy testing which is a key test performed to check that the liabilities are adequate as compared to the expected future contractual obligations. Our work on the liability adequacy tests included reviewing the assumptions adopted in the context of both the Group and industry experience and specific product features. • We considered recent experience and the appropriateness of the judgements applied by management on how future experience will evolve. • We also assessed the adequacy of the disclosures regarding the reinsurance contract liabilities in the financial statements to determine that they were in accordance with IFRS.
<p>3. Revenue Recognition - Premiums Income and Un-earned Premium Reserves</p>	
<p>The Group’s business involves underwriting policies with tenure that does not align with the reporting period. The Group has estimated unearned premium reserves (note 39 to the financial statements) at 40% of the written premiums to defer premium income written but not earned during the reporting period. We considered this to be a key audit matter since the Group’s financial results are significantly sensitive to changes in this judgement by the directors.</p> <p>We also considered there to be a risk that revenue is inappropriately reported to achieve desired financial results. We</p>	<p>Our audit approach included controls testing and substantive procedures covering, in particular:</p> <ul style="list-style-type: none"> • Testing the controls over the underwriting process. • Performing an analysis of premiums income and unearned premiums based on our industry knowledge and forming an expectation of revenue based on key performance indicators taking into account changes in the Group’s business. • Reviewed supporting documentation

	<p>assessed that the opportunity to manipulate revenue creates a heightened risk in the following area:</p> <ul style="list-style-type: none"> • Premiums are recorded in the improper period by not observing proper cut off procedures. 	<p>for premium income on a sample basis.</p> <ul style="list-style-type: none"> • Checking that the revenue adjustments after year-end were supported and processed in the correct period. • Involving our actuarial specialists in checking whether the assumptions used to determine the un-earned premium reserves were supported.
4. Valuation of Investment Property		
	<p>As at 31 December 2017, the carrying amount of the Group's investment property was KShs.9.6 billion as disclosed in note 18 to the financial statements.</p> <p>The investment property is measured at fair value in accordance with the International Accounting Standard (IAS) 40 Investment Property. The Group's policy is to revalue the investment property annually using an external valuer. The basis adopted in the valuation of investment property was open market value assessed using the investment, cost and market comparison analysis methods.</p> <p>Given that the fair value of investment property involves significant estimation and assumptions (such as future rent rates, expected maintenance), and the importance of the disclosures relating to the assumptions used in the valuation (note 3(ii)) we considered this as a key audit matter.</p>	<p>We performed the following audit procedures in response to this matter:</p> <ul style="list-style-type: none"> • Evaluated the objectivity and independence of the external valuer. • Assessed whether the underlying assumptions applied in the determination of the fair value were justifiable in the context of the industry and nature of the investment property. • Assessed whether the valuation methodologies and assumptions adopted in determining the fair values of the investment property were in accordance with IFRS. • Evaluated whether the determined fair values were in line with the market values for similar property in similar locations. • Assessed the adequacy of the Group's disclosures in respect of the assumptions used in valuation as set out in note 3(ii).

Responsibilities of Management and those Charged With Governance for the Financial Statements

Management is responsible for the preparation and fair presentation of these financial statements in accordance with International Public Sector Accounting Standards (Accrual Basis) and for such internal control as management determines is necessary to enable the preparation of financial statements that are free from material misstatement, whether due to fraud or error.

In preparing the financial statements, management is responsible for assessing the Corporation's ability to continue as a going concern, disclosing, as applicable, matters related to going concern and using the going concern basis of accounting unless the management either intends to liquidate the Corporation or to cease operations, or have no realistic alternative but to do so.

Management is also responsible for the submission of the financial statements to the Auditor-General in accordance with the provision of Section 47 of the Public Audit Act, 2015.

Those charged with governance are responsible for overseeing the Corporation's financial reporting process.

Auditor-General's Responsibilities for the Audit of the Financial Statements

The audit objectives are to obtain reasonable assurance about whether the financial statements as a whole are free from material misstatement, whether due to fraud or error, and to issue an auditor's report that includes my opinion in accordance with the provisions of Section 48 of the Public Audit Act, 2015 and submit the audit report in compliance with Article 229(7) of the Constitution of Kenya. Reasonable assurance is a high level of assurance, but is not a guarantee that an audit conducted in accordance with ISSAIs will always detect a material misstatement when it exists. Misstatements can arise from fraud or error and are considered material if, individually or in the aggregate, they could reasonably be expected to influence the economic decisions of users taken on the basis of these financial statements.

As part of an audit conducted in accordance with ISSAIs, I exercise professional judgement and maintain professional skepticism throughout the audit. I also:


- Identify and assess the risks of material misstatement of the financial statements, whether due to fraud or error, design and perform audit procedures responsive to those risks, and obtain audit evidence that is sufficient and appropriate to provide a basis for my opinion. The risk of not detecting a material misstatement resulting from fraud is higher than for one resulting from error, as fraud may involve collusion, forgery, intentional omissions, misrepresentations, or the override of internal control.
- Obtain an understanding of internal control relevant to the audit in order to design audit procedures that are appropriate in the circumstances and for the purpose of giving an assurance on the effectiveness of the Corporation's internal control.

- Evaluate the appropriateness of accounting policies used and the reasonableness of accounting estimates and related disclosures made by the management.
- Conclude on the appropriateness of the Corporation's use of the going concern basis of accounting and based on the audit evidence obtained, whether a material uncertainty exists related to events or conditions that may cast significant doubt on the Corporation's ability to continue as a going concern. If I conclude that a material uncertainty exists, I am required to draw attention in the auditor's report to the related disclosures in the financial statements or, if such disclosures are inadequate, to modify my opinion. My conclusions are based on the audit evidence obtained up to the date of my audit report. However, future events or conditions may cause the Corporation to cease to continue as a going concern.
- Evaluate the overall presentation, structure and content of the financial statements, including the disclosures, and whether the financial statements represent the underlying transactions and events in a manner that achieves fair presentation.
- Obtain sufficient appropriate audit evidence regarding the financial information of the Corporation's or business activities to express an opinion on the financial statements.
- Perform such other procedures as I consider necessary in the circumstances.

I communicate with the management regarding, among other matters, the planned scope and timing of the audit and significant audit findings, including any significant deficiencies in internal control that are identified during the audit.

I also provide management with a statement that I have complied with relevant ethical requirements regarding independence, and to communicate with them all relationships and other matters that may reasonably be thought to bear on my independence, and where applicable, related safeguards.

I am independent of Kenya Reinsurance Corporation Limited in accordance with ISSAI 30 on Code of Ethics. I have fulfilled other ethical responsibilities in accordance with other ethical requirements applicable to performing audits of financial statements in Kenya.



FCPA Edward R. O. Ouko, CBS
AUDITOR-GENERAL

Nairobi

29 March 2018

JAMHURI YA KENYA
 Simu: +254-20-342330
 Kipepesi: +254-20-311482
 Barua pepe: oag@oagkenya.go.ke
 Tovuti: www.oagkenya.go.ke

P.O. Box 30084 -00100
 NAIROBI

AFISI YA MKAGUZI MKUU WA KIFEDHA

RIPOTI YA MKAGUZI MKUU WA KIFEDHA KUHUSU SHIRIKA LA KENYA REINSURANCE CORPORATION KATIKA MWAKA ULIOKAMILIKA DESEMBA 31, 2017

RIPOTI KUHUSU TAARIFA ZA KIFEDHA

Maoni

Nakala za taarifa za kifedha zilizoambatishwa hapa za Shirika la Bima Kuu la Kenya Reinsurance Corporation, zinazopatikana katika kurasa za 56 hadi 135, ambazo zinajumuisha taarifa za pamoja zinazoonyesha hali ya kifedha kufikia 31 Desemba 2017, na taarifa za pamoja za matokeo ya kifedha, taarifa za pamoja za mabadiliko katika hisa, taarifa za pamoja za mtiririko wa kifedha katika mwaka huo uliokamilika, na muhtasari wa sera za kiuhasibu na maelezo mengine yaliyofafanuliwa, zimekaguliwa kwa niaba yangu na Ernest and Young LLP, wakaguzi wa hesabu za kifedha waliochaguliwa chini ya Sehemu ya 23 ya Sheria ya Ukaguzi wa Umma wa Kifedha, ya mwaka 2015. Wakaguzi wametoa ripoti kwangu kuhusu matokeo ya ukaguzi wao na kwa msingi wa ripoti yao, nimeridhika kuwa habari zote na maelezo ambayo, kwa ufahamu wangu na Imani yangu ya dhati zilistahili kwani dhamira ya ukaguzi ilitimizwa.

Kwa maoni yangu, taarifa za kifedha zinawasilisha kwa njia kubalifu, kwa misingi yote ya kiuhasibu hali ya kifedha ya Kenya Reinsurance Corporation kufikia tarehe 31 Desemba 2017, na matokeo yake ya pamoja na ya kifedha pamoja na mitiririko ya pesa za shirika hili katika mwaka huo uliokamilika, kulingana na Viwango vya Kimataifa vya kutoa Ripoti za Kifedha na kutimiza Sheria ya Mashirika ya Kibiashara ya 2015.

Kadhalika, kama inavyotakiwa katika Kifungu cha 222(6) cha Katiba, kwa kuzingatia hatua zilizotekelezwa, ninathibitisha kuwa pesa za umma zimetumiwa kwa kufuata sheria na kwa njia nzuri.

Msingi wa Mapendekezo

Ukaguzi uliendeshwa kulingana na Viwango vya Kimataifa vya Ukaguzi Mkuu wa Kitaasisi (ISSAIs). Sina mahusiano yoyote na shirika la Kenya Re-Insurance Corporation kulingana na ISSAI 30 kuhusu Maadili. Nimetimiza matakwa mengineyo ya uadilifu yanayohitajika kuhusiana na utekelezaji wa ukaguzi wa taarifa za kifedha nchini Kenya. Ninaamini kuwa ushahidi wa ukaguzi niliopokea unatosha na unastahili kutoa msingi wa mapendekezo yangu.

Kama ilivyoripotiwa katika mwaka uliotangulia, ninaelekeza umakinifu wangu kwa Kifungu 44 cha taarifa za kifedha, kinachoeleza matukio/gharama zisizotazamiwa kuhusiana na tathmini ya ushuru wa Mamlaka ya Ushuru Kenya (KRA). Kifungu hiki kinahusu mizozo ya madai ya ushuru dhidi ya KRA, inayotokana na mahitaji ya KRA ya Ksh1,272,488,000 kwenye ushuru wa kushikilia kwa gharama za kuachilia bima pamoja na ada ya udalali. Matokeo ya ushuru yanabakia kutotabirika hata ikiwa shirika litaendelea kuandaa majadiliano na KRA kwa lengo la kujaribu kusuluhisha suala linalozozaniwa kwa usaidizi wa wataalamu wa ushauri.

Masuala Makuu ya Ukaguzi

NO.	Suala Kuu la Ukaguzi	Jinsi Ukaguzi wetu Unavyoshulikia Suala Kuu la Ukaguzi
1	<p>Hatari ya Kifedha na Mapungufu ya Salio la Bima Kuu Linalopokelewa</p> <p>Mapungufu ya mapokeo ni suala tata kutokana na maamuzi muhimu na mambo yasiyoangaliwa kwa kina na usimamizi. Makadirio ya mapokeo mapungufu hufanywa kutegemea uchanganyuzi wa fedha zilizobakia mwishoni mwa mwaka.</p> <p>Kama ilivyoonyeshwa kwenye kifungu 24 katika taarifa hii ya kifedha, maamuzi yanatekelezwa katika kuafikia vigezo na mielekeo inayotumiwa kutarakilisha mapungufu ya mapokeo. Kwa mfano, makadirio kuwa wateja watakosa kulipa, mitiririko ya kifedha inayotarajiwa katika siku za baadaye kutoka kwa wateja na makadirio ya kipindi cha mitiririko hiyo ya kifedha.</p> <p>Kutokana na umuhimu wa salio la mapokeo ya bima kuu, na maamuzi muhimu yanayohusika katika kutarakilisha mapungufu, hasa kuhusiana na makadirio ya makusanyo ya fedha katika siku zijazo, hili lilichukuliwa kama suala kuu la utafiti.</p>	<ul style="list-style-type: none"> ● Taratibu za ukaguzi zilijumuisha majaribio na tathmini ya vidhibiti katika utoaji wa bima, kusajili na kukomaa kwa salio lililopo la mapokeo ya bima kuu, na kufuatilia mapokeo hayo na idara ya kudhibiti fedha ya Shirika hili. ● Tuliathmini utoshelezaji wa nafasi iliyopewa akaunti zinazotiliwa shaka, ikiwemo ufaaf wa mbinu iliyotumiwa na nadharia zilizotumika katika kuafikia nafasi hiyo. ● Tulifanyia majaribio, kwa msingi wa kielelezo, iwapo nadharia za shirika kuhusu mitiririko ya kifedha katika siku zijazo na ukadiriaji muda wa mitiririko vilitolewa ithibati. ● Pia tulitathmini iwapo ufichuzi katika taarifa za kifedha inavyopaswa inaakisi hatari ya kifedha ya Shirika pamoja na akiba ya kufidia mapungufu kwenye mapokeo.
2	<p>Kandarasi ya Bima Kuu ya Majanga</p> <p>Ufanyaji tathmini wa kandarasi za Shirika hili la bima kuu unategemea mielekeo kadhaa kuhusu mambo ya kujifunza katika siku za usoni kama ilivyofichuliwa katika kifungu cha 34 na 36 kwenye taarifa za kifedha. Baadhi ya mielekeo ya kiiktisadi na makadirio yasiyokuwa ya kiiktisadi yanayotumiwa katika kutathmini kandarasi za bima huwa ni ya kimaamuzi, hasa ustahimilivu (udumishaji wa bima kwa muda), urefu (matarajio ya ni kwa muda upi ambao mwenye bima ataishi na jinsi hilo linavyoweza kubadilika baada ya muda Fulani), matumizi (gharama za siku zijazo ili kudumisha bima zilizopo hadi zikomae).</p> <p>Shirika hili hutumia makadirio ya nje kutoa thamani ya bima za maisha na zile zisizokuwa za maisha.</p> <p>Suala hili lilichukuliwa kuwa muhimu kwa wakaguzi wetu kwa sababu ya uzito wa ukadiriaji thamani ya kandarasi ya bima katika shirika la bima kuu inayoweza kubadilika katika mielekeo* mikuu.</p> <p>Pia tulizingatia uwepo wa hatari kuwa mafichuzi katika kifungu cha 34 na 35 kwenye taarifa za kifedha ambayo ni muhimu kwa kuelewa kandarasi za bima za shirika hili hazijakamilija.</p>	<p>Tulijaribu vidhibiti muhimu kuhusu harakati za kuchanganua mielekeo ya kiuchumi na isiyokuwa ya kiuchumi iliyotumika katika ukadiriaji wa thamani wa kandarasi ya bima ya shirika la bima kuu.</p> <p>Tulitathmini, kwa kutumia makadirio yetu maalum, ufaafu wa uwezo wa usimamizi wetu wa upima uwezo wa kumudu bima ambao ni jaribio kuu linalotekelezwa ili kuhakikisha kuwa fidia ya bima inatosha ukilinganisha majukumu ya siku zijazo ya kimkataba yanayotarajiwa. Kazi yetu kuhusu uwezo wa fidia ya bima ilijumuisha kuchanganua mielekeo iliyotumiwa katika muktadha wa Shirika hili na tajriba katika sekta hii na sifa mahsuszi za bidhaa.</p> <p>Tulizingatia uzoefu wa majuzi na ufaafu wa maamuzi yaliyotumika na usimamizi kuhusu jinsi uzoefu wa siku zijazo utakavyoimarika.</p> <p>Pia tulitathmini utoshelevu wa mafichuzi kuhusu mkataba wa fidia ya bima katika shirika la bima kuu kwenye taarifa za kifedha kuamua kuwa yalizingatia IFRS.</p>

NO.	Suala Kuu la Ukaguzi	Jinsi Ukaguzi wetu Unavyoshulikia Suala Kuu la Ukaguzi
3	<p>Utambuzi wa Mapato – Mapato ya Bima na Hifadhi za Mapato ya Bima ambazo hazijapatikana bado</p> <p>Biashara ya Shirika hili inajumuisha utoaji bima kwa kipindi kisicholingana na muda unaoripotiwa. Shirika hili lina makadirio ya hifadhi za mapato ya bima ambayo hayajapatikana (kifungu cha 39 cha taarifa za kifedha) yanayofikia 40% ya bima zilizotolewa kwa kusudi la kusogesha mbele mapato ya bima zilizochukuliwa lakini ambayo hayajapatikana katika kipindi kinachoangaziwa. Tulizingatia hili kuwa suala kuu la ukaguzi kwa kuwa matokeo ya kifedha ya Shirika hili ni muhimu kwa mabadiliko katika maamuzi haya ya wakurugenzi wakuu.</p> <p>Pia tulizingatia uwepo wa hatari kuwa mapato yameripotiwa visivyo ili kufikia matokeo fulani ya kifedha yanayotarajiwa. Tuliathmini kuwa nafasi ya kubadilisha kihila mapato huleta hatari zaidi katika mambo yafuatayo:</p> <ul style="list-style-type: none"> ● Bima zilizochukuliwa hunakiliwa katika vipindi visivyofaa kwa kukosa kuzingatia harakati zinazofaa. 	<p>Mbinu yetu ya ukaguzi ilijumuisha majaribio ya vidhibiti na harakati faafu zinazojumuisha, hasa:</p> <ul style="list-style-type: none"> ● Kujaribu vidhibiti kuhusu harakati za kutoa bima. ● Kufanya uchanganuzi wa mapato ya bima na bima ambazo hazijaleta mapato kutegemea maarifa yetu katika sekta hii na kuunda matarajio ya mapato kutegemea vigezo muhimu vya matokeo hasa kwa kuzingatia mabadiliko katika biashara ya Shirika hili. ● Kuzirejelea nakala za ushahidi katika mapato ya bima zilizochukuliwa kwa kigezo cha mifano. ● Kuhakikisha kuwa mabadiliko kwenye mapato baada yam waka kukamilika yalipewa ushahidi na yamewekwa katika vipindi vinavyofaa. ● Kuwahusisha wataalamu wetu wa makadirio katika kukagua iwapo mielekeo iliyotumiwa kutoa uamuzi wa hifadhi za bima ambayo bado haijaleta mapato ina ushahidi.
4.	<p>Tathmini ya Mali ya Kuwekeza</p> <p>Kufikia Desemba 31, 2017, thamani ya mali ya Shirika iliyowekezwa ilikuwa KSh9.6 bilioni, kama ilivyofichuliwa katika kifungu cha 18 kwenye taarifa za kifedha zilizotolewa.</p> <p>Kiwango cha mali iliyowekezwa kinakadiriwa kulingana na Viwang vya Kimataifa vya Ukadiriaji Mali (IAS) 40. Sera ya shirika hili ni kukadiria kiwango cha mali zake kila mwaka kwa kutumia mkaguzi kutoka nje.</p> <p>Vigezo vilivyozingatiwa ni kulinganisha thamani iliyopo kwa sasa.</p> <p>Na ikizingatiwa kwamba ukadiriaji thamani za bidhaa huhusisha taratibu muhimu za kifedha, tulichukulia jambo hilo kwa uzito mkubwa.</p>	<ul style="list-style-type: none"> ● Tultekeleza harakati zifuatazo za ukaguzi kuhusiana na suala hili: ● Tuliathmini uaminifu na uhuru wa mkadiriaji wan je. ● Kutathmini iwapo mielekeo iliyotumiwa katika kuamua thamani inayostahili inathibitika katika muktadha wa sekta hii na aina ya mali ya kuwekeza. ● Kutathmini iwapo mbinu za kutoa thamani na mielekeo iliyotumiwa katika kuamua thamani inayostahili ya mali ya kuwekeza ilizingatia IFRS. ● Tuliathmini kiwango cha mafichuzi ya Shirika kulingana na mielekeo iliyotumiwa katika kutoa thamani kama ilivyo katika kifungu cha 3(ii).

Majukumu ya Usimamizi na wale Waliowajibishwa Kusimamia taarifa za kifedha

Usimamizi wa shirika ndio unaowajibika katika utoaji na uwasilishaji wa stakabadhi hizo kulingana na Kanuni za Kitaifa za Uhasibu katika Mashirika ya Umma (IPSAS). Ni wajibu wake pia kuhakikisha kwamba stakabadhi hizo zinaakisi ukweli halisi wa kifedha.

Katika utayarishaji wa stakabadhi hizo, usimamizi pia unawajibika kutatathmini uwezo wa shirika kuendeleza shughuli zake muhimu za kifedha, kwa kuwianisha malengo yake na uwezo wake wa kifedha. Vile vile, unapaswa kuzingatia uwazi na ukweli katika taratibu za uhasibu.

Usimamizi pia unawajibika kuwasilisha taarifa na stakabadhi za kifedha kwa Mkaguzi Mkuu wa Fedha wa Serikali kulingana na Kipengele 47 cha Sheria ya Ukaguzi wa Fedha wa Mashirika ya Umma ya 2015; kwamba wasimamizi wakuu wa shirika ndio wanapaswa kuwasilisha taarufa zake za kifedha.

Wajibu wa Mkaguzi Mkuu wa Fedha katika kutathmini Taarifa za Kifedha

Malengo makuu ya ukaguzi wa taarifa ni kubaini kwamba taarifa zilizotolewa ni za kweli; na hazikaghushiwa hata kidogo. Hili ni kulingana na Kipengele 48 cha Sheria ya Ukaguzi wa Fedha wa Mashirika ya Umma ya 2015. Pia, anapaswa kuwasilisha ripoti yake kulingana na Sehemu 229 (7) ya Katiba ya Kenya. Umuhimu wa ukaguzi pia ni kuhakikisha kwamba malengo yote ya kifedha yatakayofanywa kulingana na taarifa za kifedha hayapati matatizo yoyote.

Kulingana na ukaguzi uliofanywa kulingana na Kanuni za Kimataifa za Ukaguzi wa Taarifa za Kifedha za Mashirika ya Umma (ISSAIs), huwa ninatoa taarifa zangu kwa kuzingatia uhalisia na ukweli wa kifedha uliopo. Kando na hayo, majukumu mengine ni:

- Kutambua na kueleza hatari za makosa ya kifedha yaliyopo katika taarifa husika za kifedha. Pia, huwa ninaelezea ikiwa makosa hayo ni ya kawaida ama yalifanywa kimakusudi.
- Kuelewa kwa kina taratibu za kifedha zilizofuatwa katika uandaaji wa taarifa hizo. Hilo husaidia kuelewa ikiwa taratibu hizo zinalingana na sera ya kifedha ya shirika.
- Kutathmini umahsusi wa taratibu za uhasibu zilizotumika na malengo ya kifedha yaliyotolewa.
- Kutoa taarifa za mwisho kuhusu ufaafu wa taratibu za kijasibu zilizotumika, kwa kuzingatia ushahidi wa kijasibu uliopatikana. Huwa ninabaini ikiwa mapungufu yaliyopatikana yanatokana na msimamo wa kifedha wa shirika, na ikiwa hilo linahatarisha uwepo wake. Ninapaswa kueleza kiwazi katika ripoti yangu, ambayo huzingatia ushahidi unaopatikana.
- Kutathmini mfumo mzima wa uwasilishaji na uandaaji wa taarifa za kifedha; ikiwa zinaakisi hali halisi ya kifedha shirika.
- Kupata ushahidi wa kutosha wa kijasibu kuhusiana na hali ya kifedha ya shirika/ shughuli zake za kibishara ili kutoa taarifa huru stakabadhi za kifedha zilizitolewa.
- Kutekeleza majukumu mengine ya kifedha ninayochukukia kuwa muhimu

Huwa ninawasiliana na usimamizi kuhusu masuala muhimu kama mipango yao na ripoti ya kihasibu ninayotoa kuhusu stakabadhi zilizowasilishwa. Vile vile, huwa ninaeleza mapungufu ya kihasibu yaliyopatikana.

Pia, huwa ninatoa taarifa huru kwa usimamizi kwamba nimezingatia kanuni za kihasibu zilizowekwa.

Sihusiani kwa vyovyote na Kampuni ya Keya Reinsurance. Nimetoa taarifa hii kwa njia huru, kulingana na Kanuni za Kimataifa za Ukaguzi wa Mashirika ya Umma (ISSAI 30) na Mwongozo wa Maadili. Nimetimiza kanuni zote zinazohitajika na taratibu za uendeshaji shughuli za uhasibu nchini.

FCPA Edward R. O. Ouko, CBS

Mkaguzi Mkuu wa Fedha za Serikali



Nairobi

29 Machi 2018

KENYA REINSURANCE CORPORATION LIMITED
DIRECTORS' REMUNERATION REPORT
FOR THE YEAR ENDED 31st DECEMBER 2017

INFORMATION NOT SUBJECT TO AUDIT

The Company's directors' remuneration policy and strategy

The Board establishes and approves formal and transparent remuneration policies to attract and retain both executive and non-executive Board members. These policies clearly stipulate remuneration elements such as directors' fees, honorarium and attendance allowances that are competitive and in line with those of other agencies in the industry.

In accordance with the guidelines provided under the State Corporations Act and by the Salaries and Remuneration Commission as well as shareholder approval granted at the Annual General Meeting; the directors are paid a taxable director's fee at Ksh. 80,000 for every month served (Ksh. 960,000 per annum) and a sitting allowance of Ksh. 20,000 for every meeting attended. The Chairman is also paid a monthly honorarium of Ksh. 80,000.

Kenya Reinsurance Corporation Limited does not grant personal loans, guarantees, share options or incentives to its non-executive directors. The Managing Director is entitled to such loans as are available to other employees as per the Corporation's human resource policies.

Contract of service

In accordance with the Capital Markets Authority (CMA) regulations on non-executive directors and the Corporation's Articles of Association, a third of the directors retire every year by rotation and subject themselves to election at every Annual General Meeting by the shareholders.

The Managing Director and Chief Executive Officer (CEO) had a five year renewable contract of service with the Company starting 12th April 2016.

Changes to directors' remuneration

During the period, there were no changes in directors' remuneration which is set as per the guidelines provided in the State Corporations Act and by the Salaries and Remuneration Commission.

Statement of voting on the directors' remuneration report at the previous Annual General Meeting

During the Annual General Meeting held on 16th June 2017, the shareholders approved directors' remuneration for the year ended 31st December 2016 by show of hands.

At the Annual General Meeting to be held on 21st June 2018, approval will be sought from shareholders of this Directors' remuneration report for the financial year ended 31st December 2017.

The following tables show the remuneration for the Managing Director and CEO and Non-Executive Directors in respect of qualifying services for the year ended 31st December 2017 together with the comparative figures for 2016.

KENYA REINSURANCE CORPORATION LIMITED
DIRECTORS' REMUNERATION REPORT (continued)
FOR THE YEAR ENDED 31ST DECEMBER 2017

YEAR ENDED 31ST DECEMBER 2017

DIRECTOR	CATEGORY	GROSS PAYMENTS Ksh.	DIRECTOR FEES Ksh.	ALLOWANCES Ksh.	TOTAL Ksh.
David Kibet Kemei	Chairman, Non-Executive	-	1,320,000	2,220,000	3,540,000
Jadiah Mwarania	Managing Director	21,618,000	-	120,000	21,738,000
Chiboli Shakaba	Non -Executive	-	1,320,000	1,056,000	2,376,000
Everest Lenjo	Non -Executive	-	1,320,000	1,146,000	2,466,000
Felista Seenoi Ngatuny	Non -Executive	-	1,320,000	1,036,000	2,356,000
Felix Okatch	Non -Executive	-	1,320,000	1,156,000	2,476,000
Jennifer Karina	Non -Executive	-	1,320,000	932,000	2,252,000
Maina Mukoma	Non -Executive	-	1,320,000	1,434,000	2,754,000
Anthony Muthama Munyao (Appointed on 17th June 2016)	Non -Executive	-	1,152,822	1,290,000	2,442,822
Zipporah Kinanga Mogaka (Appointed on 17th June 2016)	Non -Executive	-	1,152,822	1,352,000	2,504,822
Protus Sigei (alternate to CS Treasury)	Non -Executive	-	-	998,000	998,000
Cabinet Secretary - The National Treasury	Non -Executive	-	1,320,000	-	1,320,000
Dr Lumbi Wa Nabea (Retired on 17th June 2016)	Non -Executive	-	166,767	-	166,767
Priscilla Muthoni Mwangi (Retired on 17th June 2016)	Non -Executive	-	166,767	-	166,767
TOTAL		21,618,000	13,199,178	12,740,000	47,557,178

KENYA REINSURANCE CORPORATION LIMITED
DIRECTORS' REMUNERATION REPORT (continued)
FOR THE YEAR ENDED 31st DECEMBER 2017

INFORMATION SUBJECT TO AUDIT (continued)

YEAR ENDED 31st DECEMBER 2016

DIRECTOR	CATEGORY	GROSS PAYMENTS	DIRECTOR FEES	ALLOWANCES	TOTAL
		Ksh.	Ksh.	Ksh.	Ksh.
David Kibet Kemei	Chairman, Non-Executive	-	600,000	2,116,000	2,716,000
Jadhiah Mwarania	Managing Director	20,994,000	-	120,000	21,114,000
Chiboli Shakaba	Non -Executive	-	600,000	1,391,800	1,991,800
Everest Lenjo	Non -Executive	-	600,000	1,186,000	1,786,000
Felista Seenoi Ngatuny	Non -Executive	-	600,000	1,036,000	1,636,000
Felix Okatch	Non -Executive	-	600,000	1,174,000	1,774,000
Jennifer Karina	Non -Executive	-	600,000	1,076,000	1,676,000
Maina Mukoma	Non -Executive	-	600,000	1,322,000	1,922,000
Anthony Muthama Munyao (Appointed on 17 June 2016)	Non -Executive	-	321,370	706,000	1,027,370
Zipporah Kinanga Mogaka (Appointed on 17 June 2016)	Non -Executive	-	321,370	748,000	1,069,370
Protus Sigei (Alternate to CS Treasury)	Non -Executive	-	-	810,000	810,000
Cabinet Secretary - The National Treasury	Non -Executive	-	600,000	-	600,000
Dr Lumbi Wa Nabea (Retired on 17 June 2016)	Non -Executive	-	277,945	664,500	942,445
Priscilla Muthoni Mwangi (Retired on 17 June 2016)	Non -Executive	-	277,945	502,000	779,945
TOTAL		20,994,000	5,998,630	12,852,300	39,844,930

Approved by the Board of Directors on 28th March 2018 and signed on its behalf by:

BY ORDER OF THE BOARD



Secretary

Nairobi

28th March 2018

KENYA REINSURANCE CORPORATION LIMITED
CONSOLIDATED STATEMENT OF PROFIT OR LOSS AND OTHER COMPREHENSIVE INCOME
FOR THE YEAR ENDED 31ST DECEMBER 2017

	Notes	Long-term Business 2017 Ksh. '000	Short-term Business 2017 Ksh. '000	Total 2017 Ksh '000	Total 2016 Ksh '000
INCOME					
Gross premiums written		1,630,338	13,196,958	14,827,296	13,244,591
Less: change in unearned premiums	39	-	(600,239)	(600,239)	46,891
Less: retrocession premiums		(135,378)	(412,103)	(547,481)	(604,722)
NET EARNED PREMIUMS	6	1,494,960	12,184,616	13,679,576	12,686,760
Investment income	7	543,459	2,621,855	3,165,314	3,079,298
Acquisition cost recoveries		97,639	777	98,416	36,187
Fair value gains on revaluation of investment properties	18	117,212	554,865	672,077	813,513
Other income	8	-	70,282	70,282	54,321
Share of associates profits	19	-	504,069	504,069	361,159
TOTAL INCOME		2,253,270	15,936,464	18,189,734	17,031,238
CLAIMS AND BENEFITS					
Gross claims incurred and policy holder benefits	9	(884,590)	(7,226,096)	(8,110,686)	(7,013,734)
Less: Re-insurers share of claims and policy holder benefits	9	42,236	469,908	512,144	333,216
NET CLAIMS AND BENEFITS		(842,354)	(6,756,188)	(7,598,542)	(6,680,518)
Cedant acquisition costs	10(a)	(515,669)	(3,413,031)	(3,928,700)	(3,635,256)
Operating and other expenses	10(b)	(240,834)	(1,468,202)	(1,709,036)	(1,832,360)
Provision for doubtful debts	25	-	(394,905)	(394,905)	(665,018)
TOTAL CLAIMS, BENEFITS, AND OTHER EXPENSES		(1,598,857)	(12,032,326)	(13,631,183)	(12,813,152)
PROFIT BEFORE TAX		654,413	3,904,138	4,558,551	4,218,086
INCOME TAX EXPENSE	11(a)	(217,054)	(764,157)	(981,211)	(930,802)
PROFIT FOR THE YEAR		437,359	3,139,981	3,577,340	3,287,284
OTHER COMPREHENSIVE INCOME					
<i>Items that may not be reclassified subsequently to profit or loss:</i>					
Share of gain on property revaluation of associate	19	-	11,522	11,522	2,431
Remeasurement gains/ (losses) on defined benefit plans, net of tax	21	-	(36,882)	(36,882)	112,470
<i>Items that may be reclassified subsequently to profit or loss:</i>					
Reclassification adjustment relating to available-for-sale financial assets disposed in the year	7	-	(258,669)	(258,669)	(209,228)
Net gains/ (losses) on revaluation of available-for-sale quoted equity instruments	27	73,390	241,818	315,208	(535,438)
Net gains/ (losses) on revaluation of available-for-sale government securities	28	-	47,323	47,323	(6,952)
Exchange differences on retranslation of foreign operations		-	-	-	(780)
Share of movement in associate reserves:					
- Currency translation	19	-	(43,209)	(43,209)	102,440
- Fair value reserve	19	-	19,113	19,113	(26,833)
TOTAL OTHER COMPREHENSIVE INCOME		73,390	(18,984)	54,406	(561,890)
TOTAL COMPREHENSIVE INCOME		510,749	3,120,997	3,631,746	2,725,394
EARNINGS PER SHARE - basic and diluted	12			5.11	4.70

KENYA REINSURANCE CORPORATION LIMITED
COMPANY STATEMENT OF PROFIT OR LOSS AND OTHER COMPREHENSIVE INCOME
FOR THE YEAR ENDED 31ST DECEMBER 2017

		Long-term Business 2017	Short-term Business 2017	Total 2017	Total 2016
	Notes	Ksh. '000	Ksh. '000	Ksh '000	Ksh '000
INCOME					
Gross premiums written		1,626,735	12,365,408	13,992,143	12,700,337
Less: change in unearned premiums	39	-	(483,264)	(483,264)	109,334
Less: retrocession premiums		(135,378)	(412,103)	(547,481)	(604,721)
NET EARNED PREMIUMS	6	1,491,357	11,470,041	12,961,398	12,204,950
Investment income	7	493,480	2,652,942	3,146,422	3,076,409
Acquisition cost recoveries		97,639	777	98,416	36,187
Fair value gains on revaluation of investment properties	18	117,212	554,865	672,077	813,513
Other income	8	-	61,138	61,138	54,299
Share of profits associates	19	-	504,069	504,069	361,159
TOTAL INCOME		2,199,688	15,243,832	17,443,520	16,546,517
CLAIMS AND BENEFITS					
Gross claims incurred and policy holder benefits	9	(884,299)	(6,676,181)	(7,560,480)	(6,887,702)
Less: Re-insurers share of claims and policy holder benefits	9	42,236	469,908	512,144	333,216
NET CLAIMS AND BENEFITS		(842,063)	(6,206,273)	(7,048,336)	(6,554,486)
Cedant acquisition costs	10(a)	(511,235)	(3,218,731)	(3,729,966)	(3,501,173)
Operating and other expenses	10(b)	(240,834)	(1,396,544)	(1,637,378)	(1,674,077)
Provision for doubtful debts	25	-	(279,338)	(279,338)	(507,377)
TOTAL CLAIMS, BENEFITS AND OTHER EXPENSES		(1,594,132)	(11,100,886)	(12,695,018)	(12,237,113)
PROFIT BEFORE TAX		605,556	4,142,946	4,748,502	4,309,404
INCOME TAX EXPENSE	11(a)	(217,054)	(764,157)	(981,211)	(930,802)
PROFIT FOR THE YEAR		388,502	3,378,789	3,767,291	3,378,602
OTHER COMPREHENSIVE INCOME					
<i>Items that will not be reclassified subsequently to profit or loss:</i>					
Share of gain on property revaluation of associate	19	-	11,522	11,522	2,431
Remeasurement gains/ (losses) on defined benefit plans, net of tax	21	-	(36,882)	(36,882)	112,470
<i>Items that may be reclassified subsequently to profit or loss:</i>					
Reclassification adjustment relating to available-for-sale financial assets disposed in the year	7	-	(258,669)	(258,669)	(209,228)
Net gains/ (losses) on revaluation of available-for-sale quoted equity instruments	27	73,390	241,818	315,208	(535,438)
Net gains/ (losses) on revaluation of available-for-sale government securities	28	-	47,323	47,323	(6,952)
Share of movement in associate reserves:		-	-	-	-
– Currency translation	19	-	(43,209)	(43,209)	102,440
– Fair value reserve	19	-	19,113	19,113	(26,833)
TOTAL OTHER COMPREHENSIVE INCOME		73,390	(18,984)	54,406	(561,110)
TOTAL COMPREHENSIVE INCOME		461,892	3,359,805	3,821,697	2,817,492
EARNINGS PER SHARE - basic and diluted	12			5.38	4.82

KENYA REINSURANCE CORPORATION LIMITED
CONSOLIDATED STATEMENT OF FINANCIAL POSITION
AS AT 31st DECEMBER 2017

	Notes	Long-term Business 2017 Ksh. '000	Short-term Business 2017 Ksh. '000	Total 2017 Ksh '000	Total 2016 Ksh '000
EQUITY					
Share capital	13	-	1,749,873	1,749,873	1,749,873
Revaluation reserve	14	-	15,317	15,317	3,795
Fair value reserve	14	39,841	338,971	378,812	255,837
Translation reserve	14	-	327,558	327,558	370,767
Statutory reserve	14	3,939,491	-	3,939,491	3,502,132
Retained earnings	14	-	20,794,033	20,794,033	18,250,893
TOTAL EQUITY		3,979,332	23,225,752	27,205,084	24,133,297
ASSETS					
Property and equipment	15	-	76,559	76,559	86,673
Intangible assets	16	333,612	202,510	536,122	328,858
Mortgage loans	17	-	658,425	658,425	707,417
Investment properties	18	1,590,200	8,031,800	9,622,000	8,903,000
Investment in associate	19	-	4,399,320	4,399,320	3,907,825
Employee defined benefit asset	21	-	-	-	14,334
Unquoted equity instruments	22	-	202,231	202,231	202,231
Corporate bonds	23	-	482,696	482,696	487,923
Receivables arising out of reinsurance and retrocession arrangements	24	228,378	4,087,000	4,315,378	3,582,067
Premium and loss reserves	25	-	306,956	306,956	379,597
Other receivables	26	-	248,628	248,628	186,056
Income tax receivable	11(c)	587,288	(460,419)	126,869	-
Quoted equity instruments	27	309,075	1,798,780	2,107,855	2,066,252
Government securities	28	2,174,055	12,388,785	14,562,840	11,721,276
Inventory	29	-	19,897	19,897	43,968
Deferred acquisition costs	30	-	1,408,301	1,408,301	1,303,254
Non-current assets held for sale	31	-	23,000	23,000	28,098
Deposits with financial institutions	32	2,933,905	474,481	3,408,386	4,196,935
Cash and bank balances	33	4,799	222,405	227,204	348,546
TOTAL ASSETS		8,161,312	34,571,355	42,732,667	38,494,310
LIABILITIES					
Long-term reinsurance contract liabilities	34	2,392,423	-	2,392,423	2,177,401
Short-term reinsurance contracts liabilities	35	-	5,737,138	5,737,138	5,530,550
Payables arising out of reinsurance arrangements	36	120,695	549,792	670,487	560,557
Employee defined benefit liability	21	-	25,226	25,226	-
Deferred tax liability	37	1,668,862	(723,875)	944,987	902,758
Income tax payable	11(c)	-	-	-	182,344
Other payables	38	-	643,380	643,380	493,700
Unearned premiums	39	-	5,113,942	5,113,942	4,513,703
TOTAL LIABILITIES		4,181,980	11,345,603	15,527,583	14,361,013
NET ASSETS		3,979,332	23,225,752	27,205,084	24,133,297


The financial statements were approved by the board of directors on 28th March 2018 and were signed on its behalf by:



Michael Mbeshi
Principal Officer



David Kemei
Director



Anthony Munyao
Director

KENYA REINSURANCE CORPORATION LIMITED
COMPANY STATEMENT OF FINANCIAL POSITION
AS AT 31st DECEMBER 2017

	Notes	Long-term Business 2017 Ksh. '000	Short-term Business 2017 Ksh. '000	Total 2017 Ksh '000	Total 2016 Ksh '000
EQUITY					
Share capital	13	-	1,749,873	1,749,873	1,749,873
Revaluation reserve	14	-	15,317	15,317	3,795
Fair value reserve	14	39,841	338,971	378,812	255,837
Translation reserve	14	-	328,338	328,338	371,547
Statutory reserve	14	3,885,371	-	3,885,371	3,496,869
Retained earnings	14	-	21,008,791	21,008,791	18,226,843
TOTAL EQUITY		3,925,212	23,441,290	27,366,502	24,104,764
ASSETS					
Property and equipment	15	-	56,962	56,962	79,866
Intangible assets	16	333,612	202,510	536,122	328,858
Mortgage loans	17	-	658,423	658,423	707,417
Investment properties	18	1,590,200	8,031,800	9,622,000	8,903,000
Investment in associate	19	-	4,399,320	4,399,320	3,907,825
Investment in subsidiary companies	20	-	187,782	187,782	187,782
Employee defined benefit asset	21	-	-	-	14,334
Unquoted equity instruments	22	-	202,231	202,231	202,231
Corporate bonds	23	-	482,696	482,696	487,923
Receivables arising out of reinsurance and retrocession arrangements	24	228,378	3,759,717	3,988,095	3,351,617
Premium and loss reserves	25	-	184,420	184,420	276,883
Due from related party	42	-	63,438	63,438	42,624
Other receivables	26	-	228,918	228,918	184,733
Income tax receivable	11(c)	587,288	(491,438)	95,850	-
Quoted equity instruments	27	309,075	1,798,780	2,107,855	2,066,252
Government securities	28	2,174,055	12,388,785	14,562,840	11,721,276
Inventory	29	-	19,897	19,897	42,908
Deferred acquisition costs	30	-	1,318,322	1,318,322	1,240,471
Non-current assets held for sale	31	-	23,000	23,000	28,098
Deposits with financial institutions	32	2,879,785	212,723	3,092,508	3,951,416
Cash and bank balances	33	4,799	148,448	153,247	305,933
TOTAL ASSETS		8,107,192	33,876,734	41,983,926	38,031,447
LIABILITIES					
Long-term reinsurance contract liabilities	34	2,392,423	-	2,392,423	2,177,401
Short-term reinsurance contracts liabilities	35	-	5,319,405	5,319,405	5,441,537
Payables arising out of reinsurance arrangements	36	120,695	359,981	480,676	414,107
Employee defined benefit liability	21	-	25,226	25,226	-
Deferred tax liability	37	1,668,862	(723,875)	944,987	902,758
Due to related party	42	-	61,380	61,380	-
Other payables	38	-	612,005	612,005	479,460
Income tax payable	11(c)	-	-	-	213,362
Unearned premiums	39	-	4,781,322	4,781,322	4,298,058
TOTAL LIABILITIES		4,181,980	10,435,444	14,617,424	13,926,683
NET ASSETS		3,925,212	23,441,290	27,366,502	24,104,764

The financial statements were approved by the board of directors on 28th March 2018 and were signed on its behalf by:



Michael Mbeshi
Principal Officer



David Kemei
Director



Anthony Munyao
Director

KENYA REINSURANCE CORPORATION LIMITED
 CONSOLIDATED STATEMENT OF CHANGES IN EQUITY
 FOR THE YEAR ENDED 31ST DECEMBER 2017

	Note	Share Capital Ksh. '000	Revaluation Reserve Ksh. '000	Fair value Reserve Ksh. '000	Translation Reserve Ksh. '000	Statutory Reserve Ksh. '000	Retained Earnings Ksh. '000	Total Ksh. '000
At 1 st January 2016		1,749,873	4,049	1,034,288	269,107	2,995,173	15,880,375	21,932,865
Profit for the year		-	-	-	-	506,959	2,780,325	3,287,284
Other comprehensive income		-	2,431	(778,451)	101,660	-	112,470	(561,890)
Total comprehensive income		-	2,431	(778,451)	101,660	506,959	2,892,795	2,725,394
Dividends declared – 2015	40	-	-	-	-	-	(524,962)	(524,962)
Transfer of excess depreciation Deferred tax thereon		-	(3,836) 1,151	-	-	-	3,836 (1,151)	-
At 31st December 2016		1,749,873	3,795	255,837	370,767	3,502,132	18,250,893	24,133,297
At 1 st January 2017		1,749,873	3,795	255,837	370,767	3,502,132	18,250,893	24,133,297
Profit for the year		-	-	-	-	437,359	3,139,981	3,577,340
Other comprehensive income		-	11,522	122,975	(43,209)	-	(36,882)	54,406
Total comprehensive income		-	11,522	122,975	(43,209)	437,359	3,103,099	3,631,746
Dividends declared – 2016	40	-	-	-	-	-	(559,959)	(559,959)
At 31st December 2017		1,749,873	15,317	378,812	327,558	3,939,491	20,794,033	27,205,084

KENYA REINSURANCE CORPORATION LIMITED
COMPANY STATEMENT OF CHANGES IN EQUITY
FOR THE YEAR ENDED 31ST DECEMBER 2017

	Note	Share Capital Ksh. '000	Revaluation Reserve Ksh. '000	Fair value Reserve Ksh '000	Translation Reserve Ksh. '000	Statutory Reserve Ksh. '000	Retained Earnings Ksh. '000	Total Ksh. '000
At 1 st January 2016		1,749,873	4,049	1,034,288	269,107	2,994,521	15,760,396	21,812,234
Profit for the year		-	-	-	-	502,348	2,876,254	3,378,602
Other comprehensive income		-	2,431	(778,451)	102,440	-	112,470	(561,110)
Total comprehensive income		-	2,431	(778,451)	102,440	502,348	2,988,724	2,817,492
Dividends declared – 2015	40	-	-	-	-	-	(524,962)	(524,962)
Transfer of excess depreciation		-	(3,836)	-	-	-	3,836	-
Deferred tax thereon		-	1,151	-	-	-	(1,151)	-
At 31st December 2016		1,749,873	3,795	255,837	371,547	3,496,869	18,226,843	24,104,764
At 1 st January 2017		1,749,873	3,795	255,837	371,547	3,496,869	18,226,843	24,104,764
Profit for the year		-	-	-	-	388,502	3,378,789	3,767,291
Other comprehensive income		-	11,522	122,975	(43,209)	-	(36,882)	54,406
Total comprehensive income		-	11,522	122,975	(43,209)	388,502	3,341,907	3,821,697
Dividends declared – 2016	40	-	-	-	-	-	(559,959)	(559,959)
At 31st December 2017		1,749,873	15,317	378,812	328,338	3,885,371	21,008,791	27,366,502

KENYA REINSURANCE CORPORATION LIMITED
CONSOLIDATED STATEMENT OF CASH FLOWS
FOR THE YEAR ENDED 31ST DECEMBER 2017

		2017	2016
	Notes	Ksh. '000	Ksh '000
Net cash generated from operations	41	1,683,873	379,136
Interest received on corporate bonds		59,530	59,489
Interest received on government securities		1,226,804	1,202,931
Interest received on staff mortgages and loans		16,411	14,356
Interest received on deposits with financial institutions		304,967	541,893
Interest received on commercial mortgages		54,748	62,325
Tax paid in the year	11(c)	(1,248,195)	(705,383)
Net cash generated from operating activities		2,098,138	1,554,747
Cash flows used in investing activities			
Purchase of investment property	18	(46,923)	(64,487)
Purchase of property and equipment	15	(30,040)	(49,864)
Proceeds on sale of property and equipment		765	-
Proceeds on disposal of inventory property		-	47,461
Proceeds on disposal of non-current assets held for sale		15,500	-
Purchase of intangible assets	16	(252,620)	(245,379)
Purchase of government securities	28	(5,401,776)	(2,898,870)
Proceeds on maturity of government securities	28	2,876,600	396,337
Purchase of quoted equity instruments	27	-	(355,602)
Proceeds on sale of quoted equity instruments	27	273,605	307,484
Proceeds on redemption of corporate bonds	23	5,925	5,925
Dividends received on quoted equity instruments		111,489	129,752
Purchase of shares in associate company	19	-	(32,448)
Net cash used in investing activities		(2,447,475)	(2,759,691)
Cash flows used in financing activities			
Dividends paid	40	(559,959)	(524,962)
Net decrease in cash and cash equivalents		(909,296)	(1,729,906)
Cash and cash equivalents at 1st January		4,545,481	6,276,010
Effect of unrealised exchange rate changes		(595)	(623)
Cash and cash equivalent at 31st December	33	3,635,590	4,545,481

KENYA REINSURANCE CORPORATION LIMITED
COMPANY STATEMENT OF CASH FLOWS
FOR THE YEAR ENDED 31st DECEMBER 2017

	Notes	2017 Ksh. '000	2016 Ksh. '000
Net cash generated from operations	41	1,581,939	350,782
Interest received on corporate bonds		59,530	59,489
Interest received on government securities		1,226,804	1,202,931
Interest received on staff mortgages and loans		16,200	14,224
Interest received on deposits with financial institutions		286,284	539,099
Interest received on commercial mortgages		54,748	62,325
Tax paid in the year	11(c)	(1,248,194)	(671,565)
Net cash generated from operating activities		1,977,311	1,557,285
Cash flows used in investing activities			
Purchase of investment property	18	(46,923)	(64,487)
Purchase of property and equipment	15	(10,916)	(44,462)
Proceeds on sale of property and equipment		765	-
Proceeds on disposal of inventory property		-	47,461
Proceeds on disposal of non-current assets held for sale		15,500	
Purchase of intangible assets	16	(252,620)	(245,379)
Purchase of government securities	28	(5,401,776)	(2,898,870)
Proceeds on maturity of government securities	28	2,876,600	396,337
Purchase of quoted equity instruments	27	-	(355,602)
Proceeds on sale of quoted equity instruments	27	273,605	307,484
Proceeds on redemption of corporate bonds	23	5,925	5,925
Investment in subsidiary		-	(183,596)
Dividends received on quoted equity instruments		111,489	129,752
Purchase of shares in associate company	19	-	(32,448)
Net cash used in investing activities		(2,428,351)	(2,937,885)
Cash flows used in financing activities			
Dividends paid	40	(559,959)	(524,962)
Net decrease in cash and cash equivalents		(1,010,999)	(1,905,562)
Cash and cash equivalents at 1 January		4,257,349	6,163,534
Effect of unrealised exchange rate changes		(595)	(623)
Cash and cash equivalent at 31 December	33	3,245,755	4,257,349

KENYA REINSURANCE CORPORATION LIMITED
NOTES TO THE FINANCIAL STATEMENTS
FOR THE YEAR ENDED 31ST DECEMBER 2017

1. SUMMARY OF SIGNIFICANT ACCOUNTING POLICIES

Statement of compliance with International Financial Reporting Standards (IFRS)

The consolidated financial statements have been prepared in accordance with International Financial Reporting Standards (IFRS), as issued by the International Accounting Standards Board (IASB).

For the purposes of reporting under the Kenyan Companies Act, 2016, in these financial statements the balance sheet is represented by/is equivalent to the statement of financial position and the profit and loss account is presented in the statement of profit or loss and other comprehensive income.

(a) Basis of preparation

The consolidated financial statements are prepared on a going concern basis in compliance with International Financial Reporting Standards (IFRSs) and the requirements of the Kenyan Companies Act, 2015. The consolidated financial statements have been prepared on a historical cost basis, except for available –for sale investments and investment properties which have been measured at fair value and actuarially determined liabilities at their present value. The consolidated financial statements are presented in Kenya Shillings (Ksh.), rounded to the nearest thousand, which is also the functional currency.

The consolidated financial statements comprise the Group's and Company's statement of profit or loss and other comprehensive income, statements of financial position, statements of changes in equity, statements of cash flows, and notes. Income and expenses, excluding the components of other comprehensive income, are recognised in profit or loss. Other comprehensive income comprises items of income and expenses (including reclassification adjustments) that are not recognised in profit or loss as required or permitted by IFRSs. Reclassification adjustments are amounts reclassified to profit or loss in the current period that were recognised in other comprehensive income in the previous periods. Transactions with the owners of the Group in their capacity as owners are recognised in the statement of changes in equity.

The Group presents its statement of financial position broadly in order of liquidity from the least liquid to the most liquid. An analysis regarding recovery or settlement within 12 months after the reporting date (current) and more than 12 months after the reporting date (non-current) is presented in the notes.

The preparation of financial statements in conformity with International Financial Reporting Standards requires the use of estimates and assumptions. It also requires the management to exercise its judgement in the process of applying the accounting policies adopted by the Group. Although such estimates and assumptions are based on the directors' best knowledge of the information available, actual results may differ from those estimates. The judgements and estimates are reviewed at the end of each reporting period, and any revisions to such estimates are recognised in the year in which the revision is made. The areas involving the judgements of most significance to the financial statements, and the sources of estimation uncertainty that have a significant risk of resulting in a material adjustment within the next financial year, are disclosed in note (2).

(b) Basis of consolidation

(i) Subsidiary

The consolidated financial statements comprise the financial statements of the Company and its subsidiaries as at 31ST December 2017. Control is achieved when the Group is exposed, or has rights, to variable returns from its involvement with the investee and has the ability to affect those returns through its power over the investee.

KENYA REINSURANCE CORPORATION LIMITED

NOTES TO THE FINANCIAL STATEMENTS (continued)

FOR THE YEAR ENDED 31 DECEMBER 2017

1. SUMMARY OF SIGNIFICANT ACCOUNTING POLICIES (continued)**(b) Basis of consolidation (continued)**

(i) Subsidiary (continued)

Specifically, the Company controls an investee if, and only if, the Company has:

- Power over the investee (i.e. existing rights that give it the current ability to direct the relevant activities of the investee).
- Exposure, or rights, to variable returns from its involvement with the investee.
- The ability to use its power over the investee to affect its returns.

Subsidiaries are fully consolidated from the date on which control is transferred to the group. They are de-consolidated from the date the control ceases.

All inter-company balances, transactions, income and expenses and profits and losses resulting from inter-company transactions are eliminated in full on consolidation.

Losses within a subsidiary are attributed to the non-controlling interest even if this results in a deficit balance.

A change in the ownership interest of a subsidiary, without a loss of control, is accounted for as an equity transaction. If the Company loses control over a subsidiary, it:

- Derecognises the assets (including goodwill) and liabilities of the subsidiary.
- Derecognises the carrying amount of any non-controlling interest.
- Derecognises the cumulative translation differences recorded in equity.
- Recognises the fair value of the consideration received.
- Recognises the fair value of any investment retained.
- Recognises any surplus or deficit in profit or loss.
- Reclassifies the parent's share of components previously recognised in other comprehensive income to profit or loss or retained earnings, as appropriate.

Where necessary, adjustments are made to the financial statements of subsidiaries to bring their accounting policies into line with those used by other members of the Group.

(ii) The Group financial statements reflect the result of consolidation of the financial statements of the Company and its wholly owned subsidiaries, Kenya Reinsurance Corporation Limited - Côte d'Ivoire and Kenya Reinsurance Corporation Zambia Limited.

(iii) Changes in ownership interests in subsidiaries without change of control

Transactions with non-controlling interests that do not result in loss of control are accounted for as equity transactions – that is, as transactions with the owners in their capacity as owners. The difference between fair value of any consideration paid and the relevant share acquired of the carrying value of net assets of the subsidiary is recorded in equity. Gains or losses on disposals to non-controlling interests are also recorded in equity.

KENYA REINSURANCE CORPORATION LIMITED
NOTES TO THE FINANCIAL STATEMENTS (continued)
FOR THE YEAR ENDED 31 DECEMBER 2017

1. SUMMARY OF SIGNIFICANT ACCOUNTING POLICIES (continued)

(c) Business combinations and goodwill

Business combinations are accounted for using the acquisition method. The cost of an acquisition is measured as the aggregate of the consideration transferred, which is measured at acquisition date fair value and the amount of any non-controlling interests in the acquiree. The Group's identifiable assets and liabilities are measured at their acquisition-date fair value.

Non-controlling interests in an acquiree that are present ownership interests and entitle their holders to a proportionate share of the entity's net assets in the event of liquidation, are measured at either fair value or the present ownership instruments' proportionate share in the recognised amounts of the acquiree's net identifiable assets. This accounting policy choice can be made on an individual business combination basis.

Acquisition-related costs are expensed as incurred and included in administrative expenses.

When the Group acquires a business, it assesses the financial assets and liabilities assumed for appropriate classification and designation in accordance with the contractual terms, economic circumstances and pertinent conditions as at the acquisition date. This includes the separation of embedded derivatives in host contracts by the acquiree.

If the business combination is achieved in stages, any previously held equity interest is re-measured at its acquisition date fair value and any resulting gain or loss is recognised in profit or loss. It is then considered in the determination of goodwill.

Any contingent consideration to be transferred by the acquirer will be recognised at fair value at the acquisition date. Contingent consideration classified as an asset or liability that is a financial instrument and within the scope of IAS 39 Financial Instruments: Recognition and Measurement, is measured at fair value with changes in fair value recognised either in either profit or loss. Contingent consideration that is classified as equity is not re-measured and subsequent settlement is accounted for within equity.

Goodwill is initially measured at cost, being the excess of the aggregate of the consideration transferred and the amount recognised for non-controlling interests, and any previous interest held, over the net identifiable assets acquired and liabilities assumed. If the fair value of the net assets acquired is in excess of the aggregate consideration transferred, the amount recognised for non-controlling interests, and any previous interest held, the Group re-assesses whether it has correctly identified all of the assets acquired and all of the liabilities assumed and reviews the procedures used to measure the amounts to be recognised at the acquisition date. If the re-assessment still results in an excess of the fair value of net assets acquired over the aggregate consideration transferred, then the gain is recognised in profit or loss.

After initial recognition, goodwill is measured at cost less any accumulated impairment losses. For the purpose of impairment testing, goodwill acquired in a business combination is, from the acquisition date, allocated to each of the Group's cash-generating units that are expected to benefit from the combination, irrespective of whether other assets or liabilities of the of the acquiree are assigned to those units.

KENYA REINSURANCE CORPORATION LIMITED
NOTES TO THE FINANCIAL STATEMENTS (continued)
FOR THE YEAR ENDED 31 DECEMBER 2017

1. SUMMARY OF SIGNIFICANT ACCOUNTING POLICIES (continued)

(d) New and amended standards and interpretations

The Group applied for the first time certain amendments to the standards, which are effective for annual periods beginning on or after 1 January 2017. The Group has not early adopted any standards, interpretations or amendments that have been issued but are not yet effective.

The nature and the impact of each new standard and amendment is described below. These new standards and amendments, applied for the first time in 2017, did not have a material impact on the annual consolidated financial statements of the Group.

Amendments to IAS 7 Statement of Cash Flows: Disclosure Initiative

The amendments require entities to provide disclosure of changes in their liabilities arising from financing activities, including both changes arising from cash flows and non-cash changes (such as foreign exchange gains or losses). These amendments did not affect the Group's financial statements disclosures, as the Group had no liabilities arising from financing activities.

Amendments to IAS 12 Income Taxes: Recognition of Deferred Tax Assets for Unrealised Losses

The amendments clarify that an entity needs to consider whether tax law restricts the sources of taxable profits against which it may make deductions on the reversal of deductible temporary difference related to unrealised losses. Furthermore, the amendments provide guidance on how an entity should determine future taxable profits and explain the circumstances in which taxable profit may include the recovery of some assets for more than their carrying amount. The application of these amendments has no effect on the Group's financial position and performance as the Group's accounting policy has been consistent with the amendments.

Annual Improvements Cycle - 2014-2016

Amendments to IFRS 12 Disclosure of Interests in Other Entities: Clarification of the scope of disclosure requirements in IFRS 12

The amendments clarify that the disclosure requirements in IFRS 12, other than those in paragraphs B10–B16, apply to an entity's interest in a subsidiary, a joint venture or an associate (or a portion of its interest in a joint venture or an associate) that is classified (or included in a disposal group that is classified) as held for sale. During 2017 and 2016, the Group had no interests classified as such, and therefore these amendments did not affect the Group's financial statements.

Standards issued but not yet effective

The standards and interpretations that are issued, but not yet effective, up to the date of issuance of the Group's financial statements are disclosed below. The Group intends to adopt these standards, if applicable, when they become effective.

IFRS 9 Financial Instruments

In July 2014, the IASB issued the final version of IFRS 9 Financial Instruments that replaces IAS 39 Financial Instruments: Recognition and Measurement and all previous versions of IFRS 9. IFRS 9 brings together all three aspects of the accounting for financial instruments project: classification and measurement, impairment and hedge accounting.

KENYA REINSURANCE CORPORATION LIMITED
NOTES TO THE FINANCIAL STATEMENTS (continued)
FOR THE YEAR ENDED 31 DECEMBER 2017

1. SUMMARY OF SIGNIFICANT ACCOUNTING POLICIES (continued)

(d) New and amended standards and interpretations (continued)

Standards issued but not yet effective (continued)

IFRS 9 Financial Instruments (continued)

IFRS 9 is effective for annual periods beginning on or after 1 January 2018, with early application permitted. Except for hedge accounting, retrospective application is required but providing comparative information is not compulsory. For hedge accounting, the requirements are generally applied prospectively, with some limited exceptions.

During 2017, the Group performed a high-level impact assessment of all three aspects of IFRS 9. This preliminary assessment is based on currently available information and may be subject to changes arising from further detailed analyses or additional reasonable and supportable information being made available to the Group in the future. Overall, the Group expects no significant impact on its balance sheet and equity, except for the effect of applying the impairment requirements of IFRS 9. The Group expects a higher loss allowance resulting in a negative impact on equity and will perform a detailed assessment in the future to determine the extent.

The group meets the eligibility criteria of the temporary exemption from IFRS 9 and intends to defer the application of IFRS 9 until the effective date of the new insurance contracts standard (IFRS 17) of annual reporting periods beginning on or after 1 January 2021, applying the temporary exemption from applying IFRS 9 as introduced by the amendments (*see below*).

Amendments to IFRS 4 Applying IFRS 9 Financial Instruments with IFRS 4 Insurance Contracts

In September 2016, the IASB issued amendments to IFRS 4 to address issues arising from the different effective dates of IFRS 9 and the new insurance contracts standard (IFRS 17).

The amendments introduce two alternative options of applying IFRS 9 for entities issuing contracts within the scope of IFRS 4: a temporary exemption and an overlay approach. The temporary exemption enables eligible entities to defer the implementation date of IFRS 9 for annual periods beginning before 1st January 2021 and continue to apply IAS 39 to financial assets and liabilities. An entity may apply the temporary exemption from IFRS 9 if: (i) it has not previously applied any version of IFRS 9, other than only the requirements for the presentation of gains and losses on financial liabilities designated as FVPL; and (ii) its activities are predominantly connected with insurance on its annual reporting date that immediately precedes 1st April 2016. The overlay approach allows an entity applying IFRS 9 to reclassify between profit or loss and other comprehensive income an amount that results in the profit or loss at the end of the reporting period for certain designated financial assets being the same as if an entity had applied IAS 39 to these designated financial assets.

An entity can apply the temporary exemption from IFRS 9 for annual periods beginning on or after 1st January 2018. An entity may start applying the overlay approach when it applies IFRS 9 for the first time.

During 2016, the Group performed an assessment of the amendments and reached the conclusion that its activities are predominantly connected with insurance as at 31st December 2015. During 2017, there had been no significant change in the activities of the Group that requires reassessment. The Group intends to apply the temporary exemption from IFRS 9 and, therefore, continue to apply IAS 39 to its financial assets and liabilities in its reporting period starting on 1 January 2018.

KENYA REINSURANCE CORPORATION LIMITED
NOTES TO THE FINANCIAL STATEMENTS (continued)
FOR THE YEAR ENDED 31 DECEMBER 2017

1. SUMMARY OF SIGNIFICANT ACCOUNTING POLICIES (continued)

(d) New and amended standards and interpretations (continued)

Standards issued but not yet effective (continued)

IFRS 15 Revenue from Contracts with Customers

IFRS 15 was issued in May 2014 and establishes a five-step model to account for revenue arising from contracts with customers. Under IFRS 15, revenue is recognised at an amount that reflects the consideration to which an entity expects to be entitled in exchange for transferring goods or services to a customer.

The new revenue standard will supersede all current revenue recognition requirements under IFRS. Either a full retrospective application or a modified retrospective application is required for annual periods beginning on or after 1st January 2018. Early adoption is permitted. Given insurance and lease contracts are scoped out of IFRS 15, the Group does not expect the impact to be significant on initial application.

IFRS 16 Leases

IFRS 16 was issued in January 2016 and it replaces IAS 17 Leases, IFRIC 4 Determining whether an Arrangement contains a Lease, SIC-15 Operating Leases-Incentives and SIC-27 Evaluating the Substance of Transactions Involving the Legal Form of a Lease. IFRS 16 sets out the principles for the recognition, measurement, presentation and disclosure of leases and requires lessees to account for all leases under a single on-balance sheet model similar to the accounting for finance leases under IAS 17. The standard includes two recognition exemptions for lessees – leases of 'low-value' assets (e.g., personal computers) and short-term leases (i.e., leases with a lease term of 12 months or less). At the commencement date of a lease, a lessee will recognise a liability to make lease payments (i.e., the lease liability) and an asset representing the right to use the underlying asset during the lease term (i.e., the right-of-use asset). Lessees will be required to separately recognise the interest expense on the lease liability and the depreciation expense on the right-of-use asset.

Lessor accounting under IFRS 16 is substantially unchanged from today's accounting under IAS 17. Lessors will continue to classify all leases using the same classification principle as in IAS 17 and distinguish between two types of leases: operating and finance leases. IFRS 16 also requires lessees and lessors to make more extensive disclosures than under IAS 17.

IFRS 16 is effective for annual periods beginning on or after 1 January 2019. Early application is permitted, but not before an entity applies IFRS 15. A lessee can choose to apply the standard using either a full retrospective or a modified retrospective approach. The standard's transition provisions permit certain reliefs. The Group does not expect the impact to be significant given it's a lessor in most of the existing lease arrangements.

Amendments to IFRS 2 Classification and Measurement of Share-based Payment Transactions

The IASB issued amendments to IFRS 2 Share-based Payment that address three main areas: the effects of vesting conditions on the measurement of a cash-settled share-based payment transaction; the classification of a share-based payment transaction with net settlement features for withholding tax obligations; and accounting for a modification where the terms and conditions of a share-based payment transaction changes its classification from cash settled to equity settled.

On adoption, entities are required to apply the amendments without restating prior periods, but retrospective application is permitted if elected for all three amendments and other criteria are met. The amendments are effective for annual periods beginning on or after 1 January 2018, with early application permitted. The Group does not have share based payment transactions, and therefore these amendments are not expected to affect the Group's future financial statements.

KENYA REINSURANCE CORPORATION LIMITED
NOTES TO THE FINANCIAL STATEMENTS (continued)
FOR THE YEAR ENDED 31 DECEMBER 2017

1. SUMMARY OF SIGNIFICANT ACCOUNTING POLICIES (continued)

(d) New and amended standards and interpretations (continued)

Standards issued but not yet effective (continued)

IFRS 17 Insurance Contracts

In May 2017, the IASB issued IFRS 17 Insurance Contracts, a comprehensive new accounting standard for insurance contracts covering recognition and measurement, presentation and disclosure, which replaces IFRS 4 Insurance Contracts. In contrast to the requirements in IFRS 4, which are largely based on grandfathering previous local accounting policies for measurement purposes, IFRS 17 provides a comprehensive model (the general model) for insurance contracts, supplemented by the variable fee approach for contracts with direct participation features that are substantially investment-related service contracts, and the premium allocation approach mainly for short-duration which typically applies to certain non-life insurance contracts.

The main features of the new accounting model for insurance contracts are, as follows:

- The measurement of the present value of future cash flows, incorporating an explicit risk adjustment, remeasured every reporting period (the fulfilment cash flows)
- A Contractual Service Margin (CSM) that is equal and opposite to any day one gain in the fulfilment cash flows of a group of contracts. The CSM represents the unearned profitability of the insurance contracts and is recognised in profit or loss over the service period (i.e., coverage period)
- Certain changes in the expected present value of future cash flows are adjusted against the CSM and thereby recognised in profit or loss over the remaining contractual service period
- The effect of changes in discount rates will be reported in either profit or loss or other comprehensive income, determined by an accounting policy choice
- The recognition of insurance revenue and insurance service expenses in the statement of comprehensive income based on the concept of services provided during the period
- Amounts that the policyholder will always receive, regardless of whether an insured event happens (non-distinct investment components) are not presented in the income statement, but are recognised directly on the balance sheet
- Insurance services results (earned revenue less incurred claims) are presented separately from the insurance finance income or expense
- Extensive disclosures to provide information on the recognised amounts from insurance contracts and the nature and extent of risks arising from these contracts

IFRS 17 is effective for annual reporting periods beginning on or after 1 January 2021, with comparative figures required. Early application is permitted, provided the entity also applies IFRS 9 and IFRS 15 on or before the date it first applies IFRS 17. Retrospective application is required. However, if full retrospective application for a group of insurance contracts is impracticable, then the entity is required to choose either a modified retrospective approach or a fair value approach.

The Group plans to adopt the new standard on the required effective date together with IFRS 9. The Group expects that the new standard will result in an important change to the accounting policies for insurance contract liabilities of the Group and is likely to have a significant impact on profit and total equity together with presentation and disclosure.

Amendments to IAS 40 “Investment Property” - Transfers of Investment Property (effective for annual periods beginning on or after 1 January 2018).

KENYA REINSURANCE CORPORATION LIMITED
NOTES TO THE FINANCIAL STATEMENTS (continued)
FOR THE YEAR ENDED 31 DECEMBER 2017

1. SUMMARY OF SIGNIFICANT ACCOUNTING POLICIES (continued)

(d) New and amended standards and interpretations (continued)

Standards issued but not yet effective (continued)

The amendments clarify when an entity should transfer property, including property under construction or development into or out of investment property. The amendments state that a change in use occurs when the property meets, or ceases to meet, the definition of investment property and there is evidence of the change in use. A mere change in management's intentions for the use of a property does not provide evidence of a change in use.

Amendments to IAS 40 "Investment Property" - Transfers of Investment Property (effective for annual periods beginning on or after 1 January 2018) (continued).

Entities should apply the amendments prospectively to changes in use that occur on or after the beginning of the annual reporting period in which the entity first applies the amendments. An entity should reassess the classification of property held at that date and, if applicable, reclassify property to reflect the conditions that exist at that date. Retrospective application in accordance with IAS 8 is only permitted if it is possible without the use of hindsight. Early application of the amendments is permitted and must be disclosed. The Group will apply amendments when they become effective. However, since Group's current practice is in line with the clarifications issued, the Group does not expect any effect on its financial statements.

Amendments to IFRS 10 "Consolidated Financial Statements" and IAS 28 "Investments in Associates and Joint Ventures" - Sale or Contribution of Assets between an Investor and its Associate or Joint Venture and further amendments (effective date was deferred indefinitely until the research project on the equity method has been concluded).

The amendments address the conflict between IFRS 10 and IAS 28 in dealing with the loss of control of a subsidiary that is sold or contributed to an associate or joint venture. The amendments clarify that the gain or loss resulting from the sale or contribution of assets that constitute a business, as defined in IFRS 3, between an investor and its associate or joint venture, is recognised in full. Any gain or loss resulting from the sale or contribution of assets that do not constitute a business, however, is recognised only to the extent of unrelated investors' interests in the associate or joint venture.

Prepayment Features with Negative Compensation - Amendments to IFRS 9 (effective for annual periods beginning on or after 1 January 2019).

Under IFRS 9, a debt instrument can be measured at amortised cost or at fair value through other comprehensive income, provided that the contractual cash flows are 'solely payments of principal and interest on the principal amount outstanding' (the SPPI criterion) and the instrument is held within the appropriate business model for that classification. The amendments to IFRS 9 clarify that a financial asset passes the SPPI criterion regardless of the event or circumstance that causes the early termination of the contract and irrespective of which party pays or receives reasonable compensation for the early termination of the contract. The basis for conclusions to the amendments clarified that the early termination can result from a contractual term or from an event outside the control of the parties to the contract, such as a change in law or regulation leading to the early termination of the contract. The Group intends to adopt the amendments when it first applies IFRS 9.

Long-term interests in associates and joint ventures - Amendments to IAS 28 (effective for annual periods beginning on or after 1 January 2019).

KENYA REINSURANCE CORPORATION LIMITED

NOTES TO THE FINANCIAL STATEMENTS (continued)

FOR THE YEAR ENDED 31 DECEMBER 2017

1. SUMMARY OF SIGNIFICANT ACCOUNTING POLICIES (continued)**(d) New and amended standards and interpretations (continued)**

Standards issued but not yet effective (continued)

The amendments clarify that an entity applies IFRS 9 Financial Instruments to long-term interests in an associate or joint venture to which the equity method is not applied but that, in substance, form part of the net investment in the associate or joint venture (long-term interests). This clarification is relevant because it implies that the expected credit loss model in IFRS 9 applies to such long-term interests. The Board also clarified that, in applying IFRS 9, an entity does not take account of any losses of the associate or joint venture, or any impairment losses on the net investment, recognised as adjustments to the net investment in the associate or joint venture that arise from applying IAS 28 Investments in Associates and Joint Ventures. The amendments are only expected to eliminate ambiguity in the wording of the standard and thus will not have a significant impact to the Group.

IFRIC Interpretation 22 “Foreign Currency” - Transactions and Advance Consideration (effective for annual periods beginning on or after 1 January 2018).

The interpretation clarifies that in determining the spot exchange rate to use on initial recognition of the related asset, expense or income (or part of it) on the derecognition of a non-monetary asset or non-monetary liability relating to advance consideration, the date of the transaction is the date on which an entity initially recognises the non-monetary asset or non-monetary liability arising from the advance consideration. If there are multiple payments or receipts in advance, then the entity must determine a date of the transactions for each payment or receipt of advance consideration. Entities may apply the amendments on a fully retrospective basis. Alternatively, an entity may apply the Interpretation prospectively to all assets, expenses and income in its scope that are initially recognised on or after:

- i. The beginning of the reporting period in which the entity first applies the interpretation
- OR
- ii. The beginning of a prior reporting period presented as comparative information in the financial statements of the reporting period in which the entity first applies the interpretation.

Early application of interpretation is permitted and must be disclosed. However, since the Group’s current practice is in line with the Interpretation, the Group does not expect any effect on its financial statements.

IFRIC Interpretation 23 Uncertainty over Income Tax Treatments (effective for annual periods beginning on or after 1st January 2019).

In June 2017, the IASB issued IFRIC Interpretation 23 Uncertainty over Income Tax Treatments which clarifies application of the recognition and measurement requirements in IAS 12 Income Taxes when there is uncertainty over income tax treatments. The interpretation addresses the accounting for income taxes when tax treatments involve uncertainty that affects the application of IAS 12. The interpretation does not apply to taxes or levies outside the scope of IAS 12, nor does it specifically include requirements relating to interest and penalties associated with uncertain tax treatments.

The interpretation specifically addresses the following:

- a. Whether an entity considers uncertain tax treatments separately.
- b. The assumptions an entity makes about the examination of tax treatments by taxation authorities.
- c. How an entity determines taxable profit (tax loss), tax bases, unused tax losses, unused tax credits and tax rates.
- d. How an entity considers changes in facts and circumstances.

KENYA REINSURANCE CORPORATION LIMITED
NOTES TO THE FINANCIAL STATEMENTS (continued)
FOR THE YEAR ENDED 31 DECEMBER 2017

1. SUMMARY OF SIGNIFICANT ACCOUNTING POLICIES (continued)

(e) New and amended standards and interpretations (continued)

Standards issued but not yet effective (continued)

An entity has to determine whether to consider each uncertain tax treatment separately or together with one or more other uncertain tax treatments. The approach that better predicts the resolution of the uncertainty should be followed. The Group does not expect the impact to be significant.

Amendments to various standards “Improvements to IFRSs (cycle 2014-2016)” issued in December 2016. They include:

- IFRS 1 First-time Adoption of International Financial Reporting Standards - Deletion of short-term exemptions for first-time adopters (effective from 1 January 2018).
Short-term exemptions in paragraphs E3–E7 of IFRS 1 were deleted because they have now served their intended purpose. The amendment is effective from 1st January 2018. This amendment is not applicable to the Group.
- IAS 28 “Investments in Associates and Joint Ventures” - Clarification that measuring investees at fair value through profit or loss is an investment-by investment choice (effective from 1 January 2018).

The amendments clarifies that:

o An entity that is a venture capital organisation, or other qualifying entity, may elect, at initial recognition on an investment-by-investment basis, to measure its investments in associates and joint ventures at fair value through profit or loss.

o If an entity that is not itself an investment entity has an interest in an associate or joint venture that is an investment entity, the entity may, when applying the equity method, elect to retain the fair value measurement applied by that investment entity associate or joint venture to the investment entity associate’s or joint venture’s interests in subsidiaries. This election is made separately for each investment entity associate or joint venture, at the later of the date on which (a) the investment entity associate or joint venture is initially recognised; (b) the associate or joint venture becomes an investment entity; and (c) the investment entity associate or joint venture first becomes a parent.

The amendments should be applied retrospectively, with earlier application permitted. If an entity applies those amendments for an earlier period, it must disclose that fact. These amendments are not applicable to the Group.

Amendments to various standards “Improvements to IFRSs (cycle 2015-2017)” issued in December 2017. They include:

– IFRS 3 Business Combinations - Previously held Interests in a joint operation (effective from 1 January 2019).

The amendments clarify that, when an entity obtains control of a business that is a joint operation, it applies the requirements for a business combination achieved in stages, including remeasuring previously held interests in the assets and liabilities of the joint operation at fair value. In doing so, the acquirer remeasures its entire previously held interest in the joint operation at fair value. In doing so, the acquirer remeasures its entire previously held interest in the joint operation. This amendment is not applicable to the Group.

– IFRS 11 Joint Arrangements - Previously held Interests in a joint operation (effective from 1 January 2019).

A party that participates in, but does not have joint control of, a joint operation might obtain joint control of the joint operation in which the activity of the joint operation constitutes a business as defined in IFRS 3. The amendments clarify that the previously held interests in that joint operation are not remeasured. This amendment is not applicable to the Group.

KENYA REINSURANCE CORPORATION LIMITED
NOTES TO THE FINANCIAL STATEMENTS (continued)
FOR THE YEAR ENDED 31 DECEMBER 2017

1. SUMMARY OF SIGNIFICANT ACCOUNTING POLICIES (continued)

(d) New and amended standards and interpretations (continued)

Standards issued but not yet effective (continued)

- IAS 12 Income Taxes - Income tax consequences of payments on financial instruments classified as equity (effective from 1 January 2019).

The amendments clarify that the income tax consequences of dividends are linked more directly to past transactions or events that generated distributable profits than to distributions to owners. Therefore, an entity recognises the income tax consequences of dividends in profit or loss, other comprehensive income or equity according to where the entity originally recognised those past transactions or events. The Group does not expect the impact to be significant.

- IAS 23 Borrowing Costs - Borrowing costs eligible for capitalisation (effective from 1 January 2019).

The amendments clarify that an entity treats as part of general borrowings any borrowing originally made to develop a qualifying asset when substantially all of the activities necessary to prepare that asset for its intended use or sale are complete. An entity applies those amendments to borrowing costs incurred on or after the beginning of the annual reporting period in which the entity applies those amendments. This amendment is not applicable to the Group.

(e) Reinsurance contracts

(i) Classification

Reinsurance contracts are those contracts that transfer significant reinsurance risk. Such contracts may also transfer financial risk. As a general guideline, the Group defines significant reinsurance risk, as the possibility of having to pay benefits on the occurrence of a reinsured event that is at least 10% more than the benefits payable if the reinsured event did not occur. Reinsurance contracts are classified into two main categories, depending on the duration of risk and as per the provisions of the Kenyan Insurance Act.

(a) Short-term reinsurance business

Short-term reinsurance business refers to reinsurance business of any class or classes that is not long-term reinsurance business.

Classes of short-term reinsurance include aviation, engineering, fire (domestic risks, industrial and commercial risks), medical, liability, marine, motor (private vehicles and commercial vehicles), personal accident, theft, workmen's compensation, employer's liability and miscellaneous (i.e. any class of business not included under those listed above).

The Group's main classes are described below:

- Motor reinsurance business means the business of effecting and carrying out contracts of reinsurance against loss of, or damage to, or arising out of or in connection with the use of, motor vehicles, inclusive of third party risks but exclusive of transit risks.
- Fire reinsurance business refers to the business of effecting and carrying out contracts of reinsurance, other than incidental to some other class of reinsurance business against loss or damage to property due to fire, explosion, storm and other occurrences customarily included among the risks insured against in the fire insurance business.
- Medical reinsurance business means the business of underwriting the medical class of business offered by the insurers. This is to the individual or group in-patient or outpatient medical insurances.
- Miscellaneous reinsurance business refers to the business of effecting and carrying out contracts of reinsurance which are not principally or wholly of any types included in other classes of business but include reinsurance of bonds of all types, reinsurance of livestock and crop reinsurance.

KENYA REINSURANCE CORPORATION LIMITED
NOTES TO THE FINANCIAL STATEMENTS (continued)
FOR THE YEAR ENDED 31 DECEMBER 2017

1. SUMMARY OF SIGNIFICANT ACCOUNTING POLICIES (continued)

(e) Reinsurance contracts (continued)

(b) Long-term reinsurance business

Includes reinsurance business of all or any of the following classes: ordinary life and group life and business incidental to any such class of business.

Ordinary life reinsurance business refers to the business of, or in relation to, the issuing of, or the undertaking of liability to pay money on death (not being death by accident or in specified sickness only) or on the happening of any contingency dependent on the termination or continuance of human life (either with or without provision for a benefit under a continuous disability reinsurance contract), and includes contracts which are subject to the payment of premiums for term dependent on the termination or continuance of human life.

Group life reinsurance business refers to the business of, or in relation to, the issuing of or the undertaking of liability under group life and permanent health reinsurance policies.

(ii) Recognition and measurement

The results of the reinsurance business are determined on an annual basis as follows:

a. Premium income

Premiums and related expenses are accounted for in profit or loss when earned or incurred. Gross earned premiums comprise gross premiums relating to risks assumed in the year after accounting for any movement in gross unearned premiums. Unearned premiums represent the proportion of the premiums written in the year that are attributable to the subsequent accounting period and are estimated at 40% of net premiums.

b. Claims incurred

Claims incurred comprise claims paid in the period and changes in the provision for outstanding claims. Claims paid represent all payments made during the period, whether arising from events during that or earlier years. Outstanding claims represent the estimated ultimate cost of settling all claims arising from incidents occurring prior to the reporting date, but not settled at that date. Outstanding claims are computed on the basis of the best information available at the time the records for the period are closed and include provisions for claims incurred but not reported ("IBNR").

c. Cedant acquisition costs and deferred acquisition costs

A proportion of cedant acquisition costs is deferred and amortised over the period in which the related premium is earned. Deferred acquisition costs represent the proportion of cedant acquisition costs and other acquisition costs that relate to the unexpired term of the policies that are in force at the year-end.

d. Liability adequacy test

At each reporting date, liability adequacy tests are performed to ensure the adequacy of the contract liabilities. In performing these tests, current best estimates of future contractual cash flows and claims handling and administration expenses, as well as investment income from the assets backing such liabilities, are used. Any deficiency is immediately charged to profit or loss by establishing a provision for losses arising from liability adequacy tests (the unexpired risk provision).

Long-term reinsurance contracts are measured based on assumptions set out at the inception of the contract. When the liability adequacy test requires the adoption of new best estimate assumptions, such assumptions (without margins for adverse deviation) are used for the subsequent measurement of these liabilities.

KENYA REINSURANCE CORPORATION LIMITED
NOTES TO THE FINANCIAL STATEMENTS (continued)
FOR THE YEAR ENDED 31 DECEMBER 2017

1. SUMMARY OF SIGNIFICANT ACCOUNTING POLICIES (continued)

(e) Reinsurance contracts (continued)

(ii) Recognition and measurement (continued)

e. Retrocession contracts held

Contracts entered into by the Group with retrocessionnaires under which the Group is compensated for losses on one or more contracts issued by the Group and that meet the classification requirements for retrocession contracts are classified as retrocession contracts held. Contracts that do not meet these classification requirements are classified as financial assets. Retrocession premiums payable are recognised in the period in which the related premium income and claims are earned /incurred, respectively.

The benefits to which the Group is entitled under its retrocession contracts held are recognised as retrocession assets. These assets consist of short-term balances due from retrocessionnaires, as well as longer-term receivables that are dependent on the expected claims and benefits arising under the related retrocession contracts. Amounts recoverable from or due to retrocessionnaires are measured consistently with the amounts associated with the retrocession contracts and in accordance with the terms of each retrocession contract. Retrocession liabilities are primarily premiums payable for retrocession contracts and are recognised as an expense when due.

The Group assesses its retrocession assets for impairment on a quarterly basis. If there is objective evidence that the retrocession asset is impaired, the Group reduces the carrying amount of the retrocession asset to its recoverable amount and recognizes that impairment loss. The Group gathers the objective evidence that a retrocession asset is impaired using the same process adopted for financial assets held at amortized cost. The impairment loss is also calculated following the same method used for these financial assets.

f. Receivable and payables related to reinsurance contracts

Receivables and payables are recognised when due. These include amounts due to and from cedants and brokers. If there is objective evidence that the reinsurance receivable is impaired, the Group reduces the carrying amount of the reinsurance receivable accordingly and recognizes the impairment loss in profit or loss. The Group gathers the objective evidence that a reinsurance receivable is impaired using the same process adopted for loans and receivables. The impairment loss is also calculated under the same method used for these financial assets.

Receivables, together with the associated allowance are written off when there is no realistic prospect of future recovery. If, in a subsequent year, the amount of the estimated impairment loss increases or decreases because of an event occurring after the impairment was recognised, the previously recognised impairment loss is increased or reduced by adjusting the allowance account. If a write-off is later recovered, the recovery is credited to finance costs in the statement of profit or loss.

g. Premium and loss reserves

Premium and loss reserves relate to premiums retained by cedants as a deposit for due performance of obligations by the reinsurers. The percentage retained varies from one treaty to another and from one cedant to another. Premium and loss reserves are recognised when retained by the cedants. Premiums retained are subsequently released to the Group at the expiry of the policy period.

h. Other income recognition

Acquisition cost recoveries are recognised as income in the period in which they are earned. Interest income is recognised on a time proportion basis that takes into account the effective yield on the principal outstanding. Dividends receivable are recognised as income in the period in which the right to receive payment is established.

KENYA REINSURANCE CORPORATION LIMITED
 NOTES TO THE FINANCIAL STATEMENTS (continued)
 FOR THE YEAR ENDED 31 DECEMBER 2017

1. SUMMARY OF SIGNIFICANT ACCOUNTING POLICIES (continued)

(f) Foreign currency transactions

The Group's consolidated financial statements are presented in Kenya Shillings (Ksh.), which is also the parent company's functional currency. For each entity, the Group determines the functional currency and items included in the financial statements of each entity are measured using that functional currency. Transactions in foreign currencies are initially recorded by the Group's entities at their respective functional currency spot rates at the date the transaction first qualifies for recognition. Monetary assets and liabilities denominated in foreign currencies are translated at the functional currency spot rates of exchange at the reporting date. Difference arising on settlement or translation of monetary items are recognised in profit or loss.

Non-monetary items that are measured in terms of historical cost in a foreign currency are translated using the exchange rates at the dates of the initial transactions. Non-monetary items measured at fair value in a foreign currency are translated using the exchange rates at the date when the fair value is determined. The gain or loss arising on translation of non-monetary items measured at fair value is treated in line with the recognition of the gain or loss on the change in fair value of the item (i.e., translation differences on items whose fair value gain or loss is recognised in OCI or profit or loss are also recognised in OCI or profit or loss, respectively)

(g) Tax

Income tax expense represents the sum of the tax currently payable and deferred tax.

(i) Current tax

The tax currently payable is based on taxable profit for the year. Taxable profit differs from profit as reported in the statement of comprehensive income because of items of income or expense that are taxable or deductible in other years and items that are never taxable or deductible. The Group's liability for current tax is calculated using tax rates that have been enacted or substantively enacted by the end of the reporting period.

(ii) Deferred tax

Deferred tax is recognised on temporary differences between the carrying amounts of assets and liabilities in the financial statements and the corresponding tax bases used in the computation of taxable profit. Deferred tax liabilities are generally recognised for all taxable temporary differences. Deferred tax assets are generally recognised for all deductible temporary differences to the extent that it is probable that taxable profits will be available against which those deductible temporary differences can be utilised. Such deferred tax assets and liabilities are not recognised if the temporary difference arises from goodwill or from the initial recognition (other than in a business combination) of other assets and liabilities in a transaction that affects neither the taxable profit nor the accounting profit.

Deferred tax liabilities are recognised for taxable temporary differences associated with investments in associates, except where the company is able to control the reversal of the temporary difference and it is probable that the temporary difference will not reverse in the foreseeable future. Deferred tax assets arising from deductible temporary differences associated with such investments and interests are only recognised to the extent that it is probable that there will be sufficient taxable profits against which to utilise the benefits of the temporary differences and they are expected to reverse in the foreseeable future. The carrying amount of deferred tax assets is reviewed at the end of each reporting period and reduced to the extent that it is no longer probable that sufficient taxable profits will be available to allow all or part of the asset to be recovered.

KENYA REINSURANCE CORPORATION LIMITED

NOTES TO THE FINANCIAL STATEMENTS (continued)

FOR THE YEAR ENDED 31 DECEMBER 2017

1. SUMMARY OF SIGNIFICANT ACCOUNTING POLICIES (continued)**(g) Tax (continued)***(ii) Deferred tax (continued)*

Deferred tax liabilities and assets are measured at the tax rates that are expected to apply in the period in which the liability is settled or the asset realised, based on tax rates (and tax laws) that have been enacted or substantively enacted by the end of the reporting period. The measurement of deferred tax liabilities and assets reflects the tax consequences that would follow from the manner in which the company expects, at the end of the reporting period, to recover or settle the carrying amount of its assets and liabilities.

Deferred tax assets and deferred tax liabilities are offset if a legally enforceable right exists to set off current tax assets against current income tax liabilities and the deferred taxes relate to the same taxable entity and the same taxation authority.

(iii) Current and deferred tax for the year

Current and deferred tax are recognised in profit or loss, except when they relate to items that are recognised in other comprehensive income or directly in equity, in which case, the current and deferred tax are also recognised in other comprehensive income or directly in equity respectively.

(h) Investment properties

Investment properties comprise land and buildings and parts of buildings held to earn rentals and/or for capital appreciation. Investment properties are measured initially at cost, including transaction costs. Subsequent to initial recognition, investment properties are measured at fair value. Gains and losses arising from the changes in fair value of investment properties are included in profit or loss in the period which they arise.

An investment property is derecognised upon disposal or when investment property is permanently withdrawn from use and no future economic benefits are expected from the disposal. Any gain or loss arising on derecognition of the property is included in profit or loss in the period which the property is derecognised.

(i) Property and equipment

Property and equipment is stated at cost or valuation less depreciation and any accumulated impairment losses. Property and equipment is revalued at periodic intervals, usually every three to five years. The basis of valuation is depreciated replacement cost.

Any revaluation increase arising on the revaluation of such property and equipment is credited to other comprehensive income and accumulated in the revaluation reserve, except to the extent that it reverses a revaluation decrease for the same asset previously recognised in profit or loss, in which case the increase is credited to profit or loss to the extent of the decrease previously expensed.

A decrease in the carrying amount arising on the revaluation of such property and equipment is recognised in profit or loss to the extent that it exceeds the balance, if any, held in the revaluation reserve relating to a previous revaluation of that asset.

Any accumulated depreciation at the date of the revaluation is eliminated against the carrying amount of the asset. An item of property and equipment is derecognised upon disposal or when no future economic benefits are expected to arise from the continued use of the asset. Any gain or loss arising on the disposal or retirement of an item of property and equipment is determined as the difference between the sales proceeds and the carrying amount of the asset and is recognised in profit or loss.

KENYA REINSURANCE CORPORATION LIMITED
NOTES TO THE FINANCIAL STATEMENTS (continued)
FOR THE YEAR ENDED 31 DECEMBER 2017

1. SUMMARY OF SIGNIFICANT ACCOUNTING POLICIES (continued)

(i) Property and equipment (continued)

Depreciation

Depreciation is calculated on the straight-line basis to write off the cost or valuation of the property and equipment over their expected useful lives at the following annual rates:

Computer equipment 25.0%

Motor vehicles 25.0%

Furniture, fittings and equipment 12.5%

The residual values, useful lives and methods of depreciation of property, plant and equipment are reviewed at each financial year-end and adjusted prospectively, if appropriate.

(j) Intangible assets – computer software and licenses

Intangible assets are carried at cost less accumulated amortisation and accumulated impairment losses. Amortisation is recognised on a straight-line basis over their estimated useful lives, not exceeding a period of three years. The estimated useful life and amortisation method are reviewed at the end of each annual reporting period, with the effect of any changes in estimate being accounted for on a prospective basis.

Gains or losses arising from derecognition of an intangible asset are measured as the difference between the net disposal proceeds and the carrying amount of the asset and are recognised in profit or loss when the asset is derecognised.

Impairment

At each reporting date, the Group reviews the carrying amounts of its tangible and intangible assets to determine whether there is any indication that those assets have suffered an impairment loss. If any such indication exists, the recoverable amount of the asset is estimated in order to determine the extent of the impairment loss. Recoverable amount is the higher of an asset's or CGU's fair value less costs of disposal and its value in use. The recoverable amount is determined for an individual asset, unless the asset does not generate cash inflows that are largely independent of those from other assets or groups of assets. When the carrying amount of an asset or CGU exceeds its recoverable amount, the asset is considered impaired and is written down to its recoverable amount.

In assessing value in use, the estimated future cash flows are discounted to their present value using a pre-tax discount rate that reflects current market assessments of the time value of money and the risks specific to the asset. In determining fair value less costs of disposal, recent market transactions are taken into account. If no such transactions can be identified, an appropriate valuation model is used. Any impairment losses are recognised as an expense immediately, unless the relevant asset is carried at a revalued amount, in which case the impairment loss is recognised in OCI up to the amount of any previous revaluation. Where an impairment loss subsequently reverses, the carrying amount of the asset is increased to the revised estimate of its recoverable amount. A reversal of an impairment loss is recognised as income immediately, unless the relevant asset is carried at a revalued amount, in which case the reversal of the impairment loss is treated as a revaluation increase.

(k) Non-current assets held for sale

Non-current assets are classified as held for sale if their carrying amount will be recovered through a sale transaction rather than through continuing use. This condition is regarded as met only when the sale is highly probable and the asset is available for sale in its present condition. Management must be committed to the sale, which should be expected to qualify for recognition as a completed sale within one year from the date of classification. Non-current assets classified as held for sale are measured at the lower of the asset's previous carrying amount and the market value less costs to sell.

KENYA REINSURANCE CORPORATION LIMITED
NOTES TO THE FINANCIAL STATEMENTS (continued)
FOR THE YEAR ENDED 31 DECEMBER 2017

1. SUMMARY OF SIGNIFICANT ACCOUNTING POLICIES (continued)

(l) Leases

Leases are classified as finance leases whenever the terms of the lease transfer substantially all the risks and rewards of ownership to the Company as a lessee. All other leases are classified as operating leases.

Group as a lessor

Rental income from operating leases is recognised on the straight-line basis over the term of the relevant lease.

Group as a lessee

Rentals payable under operating leases are charged to profit or loss. Any payment required to be made to the lessor by way of penalty, for termination of leases before the expiry of the lease period, is recognised in the year in which the termination takes place. Payments to acquire leasehold interests in land are treated as prepaid operating lease rentals and amortised over the period of the lease.

(m) Inventories

Inventories comprise housing units for sale, stationery items and repair materials. Inventories are valued at the lower of cost and net realisable value. The cost of inventories is based on the weighted average cost and includes expenditure incurred in acquiring the inventories and bringing them to their existing location and condition. Net realisable value is the estimated selling price in the ordinary course of business, less estimated costs of completion and the estimated costs necessary to make the sale.

(n) Revaluation reserve

The revaluation reserve relates to equipment. The reserve is non-distributable. The revaluation surplus represents the surplus on the revaluation of equipment, net of deferred tax. Movements in the revaluation reserve are shown in the statement of changes in equity.

(o) Fair value reserve

The fair value reserve includes the cumulative net change in the fair value of available-for-sale investments until the investment is derecognised.

(p) Translation reserve

The translation reserve relates to cumulative foreign exchange movement on the net investment in PTA Re, an associate company accounted for under the equity method and the foreign denominated subsidiaries.

(q) Statutory reserve

The statutory reserve represents actuarial surpluses from the long-term business whose distribution is subject to restrictions imposed by the Kenyan Insurance Act. The Act restricts the amounts of surpluses of the long-term business available for distribution to shareholders to 30% of the accumulated profits of the long-term business.

(r) Investment in associate

Investment in associate is accounted for using the equity method of accounting in both the separate and consolidated financial statements. The associate is a company in which the Group exercises significant influence but which it does not control. Significant influence is the power to participate in financial and operating policy decisions of the investment but it is not control or joint control over those policies.

KENYA REINSURANCE CORPORATION LIMITED
NOTES TO THE FINANCIAL STATEMENTS (continued)
FOR THE YEAR ENDED 31 DECEMBER 2017

1. SUMMARY OF SIGNIFICANT ACCOUNTING POLICIES (continued)

(r) Investment in associate (continued)

Under the equity method, the investment in associate is carried in the statement of financial position at cost as adjusted for post-acquisition changes in the Group's share of the net assets of the associate, less any impairment in the carrying value of the investments. Losses of the associate in excess of the group's interest in the associate are recognised only to the extent that the Group has incurred legal or constructive obligations or made payments on behalf of the associate.

(s) Investment in subsidiaries

Investments in subsidiaries are carried in the Company's separate statement of financial position at cost less provisions for impairment losses. Where in the opinion of directors, there has been impairment in the value of the investment, the loss is recognised as an expense in the period in which the impairment is recognised.

(t) Financial instruments

A financial instrument is any contract that gives rise to a financial asset of one entity and a financial liability or equity instrument of another entity. A financial asset or liability is recognised when the Group becomes party to the contractual provisions of the instrument.

Financial assets

The Group classifies its financial assets in the following categories: financial assets at fair value through profit or loss; loans and receivables; held-to-maturity investments; and available-for-sale financial assets. Management determines the appropriate classification of its financial assets at initial recognition and re-evaluates this at every reporting date. The classification depends on the purpose for which the financial assets were acquired.

Classification

Financial assets at fair value through profit or loss

This category has two sub-categories: financial assets held for trading and those designated at fair value through profit or loss at inception. A financial asset is classified in this category if acquired principally for the purpose of selling in the short-term, if it forms part of a portfolio of financial assets in which there is evidence of short-term profit making, or if so designated by management. The Group has not designated any of its financial assets into this category.

Loans and receivables

Loans and receivables are non-derivative financial assets with fixed or determinable payments that are not quoted in an active market other than those that the company intends to sell in the short-term or that it has designated as at fair value through income or available-for-sale. These include mortgage loans, receivables arising out of reinsurance and retrocession arrangements, premium and loss reserves, rent receivables, deposits with financial institutions and other receivables. After initial measurement, such financial assets are subsequently measured at amortised cost. The losses arising from impairment are recognised in the statement of profit or loss under provisions for doubtful debts accounts.

The Group assesses its loans and receivables for impairment on a quarterly basis. If there is objective evidence that they are impaired, the Group reduces the carrying amount of the assets to its recoverable amount and recognises that impairment loss.

Loans and receivables, together with the associated allowance are written off when there is no realistic prospect of future. If, in a subsequent year, the amount of the estimated impairment loss increases or decreases because of an event occurring after the impairment was recognised, the previously recognised impairment loss is increased or reduced by adjusting the allowance account. If a write-off is later recovered, the recovery is credited to finance costs in the statement of profit or loss.

KENYA REINSURANCE CORPORATION LIMITED
NOTES TO THE FINANCIAL STATEMENTS (continued)
FOR THE YEAR ENDED 31 DECEMBER 2017

1. SUMMARY OF SIGNIFICANT ACCOUNTING POLICIES (continued)

(t) Financial instruments (continued)

Classification (continued)

Held-to-maturity

Held-to-maturity investments are non-derivative financial assets with fixed or determinable payments and fixed maturities that the Group's management has the positive intention and ability to hold to maturity. Were the group to sell or reclassify other than an insignificant amount of held-to-maturity assets, the entire category would be tainted and reclassified as available-for-sale. This class includes government securities and corporate bonds. In the case of financial assets held to maturity, impairment of is assessed based on the same criteria as loans and receivables.

Available-for-sale (AFS) financial assets

This category represents financial assets that are not (a) financial assets at fair value through profit or loss, (b) loans and receivables, or (c) financial assets held to maturity. This class includes quoted and unquoted equity instruments. The Group has also designated some government securities into this category.

Available for sale equity investments that do not have a quoted market price in an active market and whose fair value cannot be reliably measured, are measured at cost less any identified impairment losses at the end of each reporting period. These include the company's unquoted equities.

For AFS financial assets, the Group assesses at each reporting date whether there is objective evidence that an investment or a group of investments is impaired. In the case of equity investments classified as AFS, objective evidence would include a significant or prolonged decline in the fair value of the investment below its cost. 'Significant' is evaluated against the original cost of the investment and 'prolonged' against the period in which the fair value has been below its original cost. When there is evidence of impairment, the cumulative loss – measured as the difference between the acquisition cost and the current fair value, less any impairment loss on that investment previously recognised in the statement of profit or loss – is removed from OCI and recognised in the statement of profit or loss. Impairment losses on equity investments are not reversed through profit or loss; increases in their fair value after impairment are recognised in OCI.

The determination of what is 'significant' or 'prolonged' requires judgement. In making this judgement, the Group evaluates, among other factors, the duration or extent to which the fair value of an investment is less than its cost.

In the case of debt instruments classified as AFS, the impairment is assessed based on the same criteria as financial assets carried at amortised cost. However, the amount recorded for impairment is the cumulative loss measured as the difference between the amortised cost and the current fair value, less any impairment loss on that investment previously recognised in the statement of profit or loss.

Recognition

Financial assets are initially recognised at fair value plus transaction costs for all financial assets not carried at fair value through profit or loss.

Available-for-sale financial assets and financial assets at fair value through profit or loss are subsequently carried at fair value. Loans and receivables and held-to-maturity investments are carried at amortised cost using the effective interest method. Gains and losses arising from changes in the fair value of financial assets carried at fair value through profit or loss are included in profit or loss in the period in which they arise.

KENYA REINSURANCE CORPORATION LIMITED
 NOTES TO THE FINANCIAL STATEMENTS (continued)
 FOR THE YEAR ENDED 31 DECEMBER 2017

1. SUMMARY OF SIGNIFICANT ACCOUNTING POLICIES (continued)

(t) Financial instruments (continued)

Financial Assets

Recognition (continued)

Gains and losses arising from changes in the fair value of available-for-sale financial assets are recognised in other comprehensive income and accumulated in the fair value reserve, with the exception of impairment losses, interest calculated using the effective interest method, and foreign exchange gains and losses on monetary assets, which are recognised in profit or loss. Where the investment is disposed of or is determined to be impaired, the cumulative gain or loss previously accumulated in the investments fair value reserve is reclassified to profit or loss.

Derecognition

Financial assets are derecognised when the rights to receive cash flows from the financial assets have expired or where the Company has transferred substantially all risks and rewards of ownership.

Financial liabilities

All financial liabilities are classified as other financial liabilities and are initially measured at fair value net of transaction costs. Financial liabilities are subsequently measured at amortised cost using the effective interest method.

Derecognition

A financial liability is derecognised when the obligation under the liability is discharged or cancelled or expires. When an existing financial liability is replaced by another from the same lender on substantially different terms, or the terms of an existing liability are substantially modified, such an exchange or modification is treated as the derecognition of the original liability and the recognition of a new liability. The difference in the respective carrying amounts is recognised in the statement of profit or loss.

Offsetting of financial instruments

Financial assets and financial liabilities are offset and the net amount is reported in the consolidated statement of financial position if there is a currently enforceable legal right to offset the recognised amounts and there is an intention to settle on a net basis, to realise the assets and settle the liabilities simultaneously.

(u) Cash and cash equivalents

Cash and cash equivalents include short-term liquid investments which are readily convertible into known amounts of cash and which are within three months of maturity when acquired, less advances from banks repayable within three months from the date of the advance.

(v) Retirement benefits obligations

Defined benefit scheme

The Group operates a defined benefit pension scheme (the "Scheme") for its employees. The assets of this scheme are held in a separate trustee administered fund. The scheme is funded by contributions from the employer. Contributions are determined by the rules of the scheme. The cost of providing retirement benefits is assessed using the attained age method by qualified actuaries. The scheme is valued annually.

The retirement benefit obligation recognised in the statement of financial position represents the present value of the defined benefit obligation as reduced by the fair value of plan assets. Any asset resulting from this calculation is limited to unrecognised actuarial losses and past service cost, plus the present value of available refunds and reductions in future contributions to the Scheme.

Effective 30th September 2010, the Scheme was closed to new entrants.

KENYA REINSURANCE CORPORATION LIMITED
NOTES TO THE FINANCIAL STATEMENTS (continued)
FOR THE YEAR ENDED 31 DECEMBER 2017

1. SUMMARY OF SIGNIFICANT ACCOUNTING POLICIES (continued)

(v) Retirement benefits obligations (continued)

Statutory defined contributions scheme

The Group also contributes to the statutory defined contribution pension scheme, the National Social Security Fund (NSSF). The Company's obligations to retirement benefits schemes are charged to the profit or loss as they fall due.

Other Employee entitlements

Employee entitlements to annual leave are recognised when they accrue to employees. A provision is made for the estimated liability for annual leave accrued at the end of the reporting period. These are short-term in nature and are settled within 12 months.

Non-pensionable employees are entitled to a gratuity. The gratuity is recognised when the benefits accrue to the employees. Gratuity payments are specified lump sum payments paid to employees when the contract comes to an end. The final payout is based on the contracted period of service. The expense accruals are recognised in profit or loss and the liability recognised in the statement of financial position.

(w) Dividends

Dividends payable to shareholders are charged to equity in the period in which they are declared. Proposed dividends are not accrued until they have been ratified at the Annual General Meeting.

KENYA REINSURANCE CORPORATION LIMITED

NOTES TO THE FINANCIAL STATEMENTS (continued)

FOR THE YEAR ENDED 31 DECEMBER 2017

2. CRITICAL ACCOUNTING ESTIMATES AND JUDGEMENTS IN APPLYING THE GROUP'S AND COMPANY'S ACCOUNTING POLICIES AND KEY SOURCES OF ESTIMATION UNCERTAINTY

In the process of applying the accounting policies adopted by the Group, the directors make certain judgements and estimates that may affect the carrying values of assets and liabilities in the next financial period. Such judgements and estimates are based on historical experience and other factors, including expectations of future events that are believed to be reasonable under the current circumstances. The directors evaluate these at each financial reporting date to ensure that they are still reasonable under the prevailing circumstances based on the information available.

The preparation of the Group's financial statements requires management to make judgments, estimates and assumptions that affect the reported amounts of revenues, expenses, assets and liabilities and the disclosure of contingent liabilities, at the reporting date. However, uncertainty about these assumptions and estimates could result in outcomes that could require a material adjustment to the carrying amount of the asset or liability affected in the future.

The judgements made by the directors in the process of applying the Group's accounting policies that have the most significant effect on the amounts recognised in the financial statements include:

Operating lease commitments – Group as lessor

The Group has entered into commercial property leases on its investment property portfolio. The Group has determined, based on an evaluation of the terms and conditions of the arrangements, such as the lease term not constituting a substantial portion of the economic life of the commercial property, that it retains all the significant risks and rewards of ownership of these properties and accounts for the contracts as operating leases.

Held-to-maturity financial assets

The Group follows the guidance of IAS 39 in classifying non-derivative financial assets with fixed or determinable payments and fixed maturity as held-to-maturity. This classification requires significant judgment. If the Group were to sell other than an insignificant amount of such investments before maturity, it would be required to classify the entire class as 'available-for-sale' and measure them at fair value. In making this judgment, the Group evaluates its intention and ability to hold such assets to maturity. If the Group fails to keep these financial assets to maturity other than for the specific circumstances – for example, selling an insignificant amount close to maturity – it will be required to reclassify the entire class as available-for-sale.

Assessment of significant influence over an associate

The Group considers that it has significant influence over Zep –Re Limited though it owns less than the 20% of the voting power of the company. This is because the Group is the single largest shareholder of Zep-Re Limited with an 18.97% (2016: 19.88%) interest of the equity interest. The remaining 81.03% (2016: 80.22%) of the equity shares in Zep-Re Limited are widely held by many other shareholders, none of which individually hold more than 14 % of the equity shares (as recorded in the company's shareholders' register from 31st December 2013 to 31st December 2017). The group also has representation in the associate's Board.

Deferred tax assets

Deferred tax assets are recognised for unused tax losses to the extent that it is probable that taxable profit will be available against which the losses can be utilised. Significant management judgement is required to determine the amount of deferred tax assets that can be recognised, based upon the likely timing and the level of future taxable profits, together with future tax planning strategies.

The key assumptions concerning the future and other key sources of estimation uncertainty at the reporting date, that have a significant risk of causing a material adjustment to the carrying amounts of assets and liabilities within the next financial year are discussed below.

KENYA REINSURANCE CORPORATION LIMITED

NOTES TO THE FINANCIAL STATEMENTS (continued)

FOR THE YEAR ENDED 31 DECEMBER 2017

2. CRITICAL ACCOUNTING ESTIMATES AND JUDGEMENTS IN APPLYING THE GROUP'S AND COMPANY'S ACCOUNTING POLICIES AND KEY SOURCES OF ESTIMATION UNCERTAINTY (continued)**Valuation of insurance contract liabilities**

Critical assumptions are made by the actuary in determining the present value of actuarial liabilities. The liability for life insurance contracts is either based on current assumptions or on assumptions established at inception of the contract, reflecting the best estimate at the time increased with a margin for risk and adverse deviation. All contracts are subject to a liability adequacy test, which reflect management's best current estimate of future cash flows.

The main assumptions used relate to mortality, morbidity, longevity, investment returns, expenses, lapse and surrender rates and discount rates. The Group base mortality and morbidity on standard industry and Kenya's mortality tables which reflect historical experiences, adjusted when appropriate to reflect the Group's unique risk exposure, product characteristics, target markets and own claims severity and frequency experiences. For those contracts that insure risk to longevity, prudent allowance is made for expected future mortality improvements, but epidemics, as well as wide ranging changes to life style, could result in significant changes to the expected future mortality exposure.

Estimates are also made as to future investment income arising from the assets backing life insurance contracts. These estimates are based on current market returns as well as expectations about future economic and financial developments.

Assumptions on future expense are based on current expense levels, adjusted for expected expense inflation adjustments if appropriate.

Lapse and surrender rates are based on the Group's historical experience of lapses and surrenders. Discount rates are based on current industry risk rates, adjusted for the Group's own risk exposure. Further details are disclosed in note 34 and 35.

Property and equipment

Critical estimates are made by the Group's management, in determining depreciation rates for property and equipment. The rates used are set out in accounting policy in note (i) above.

Receivables

Critical estimates are made by the directors in determining the recoverable amount of receivables. In particular, management's judgement is required in the estimation of the amount and timing of future cash flows when determining the impairment loss. These estimates are based on assumptions about a number of factors and actual results may differ, resulting in future changes to the allowance.

Equity investment impairment

In assessing whether equity investments classified as available-for-sale has had a 'significant or prolonged' decline in the fair value of the investment below its cost, the Group would benchmark the performance of the investment against its peers, review three years strategic plan and perform in-depth analysis on key identified ratios. Further details are disclosed in note 22.

KENYA REINSURANCE CORPORATION LIMITED

NOTES TO THE FINANCIAL STATEMENTS (continued)

FOR THE YEAR ENDED 31 DECEMBER 2017

2. CRITICAL ACCOUNTING ESTIMATES AND JUDGEMENTS IN APPLYING THE GROUP'S AND COMPANY'S ACCOUNTING POLICIES AND KEY SOURCES OF ESTIMATION UNCERTAINTY (continued)**Impairment losses**

At each reporting date, the Group reviews the carrying amounts of its tangible and intangible assets to determine whether there is any indication that those assets have suffered an impairment loss. If any such indication exists, the recoverable amount of the asset is estimated in order to determine the extent of the impairment loss. Impairment exists when the carrying amount of an asset or cash generating unit exceeds its recoverable amount, which is the higher of its fair value less costs of disposal and its value in use.

The fair value less costs of disposal calculation is based on available data from binding sales transactions, conducted at arm's length, for similar assets or observable market prices less incremental costs for disposing of the asset. The value in use calculation is based on a discounted cash flow model. The cash flows are derived from the budget for coming years and do not include restructuring activities that the Group is not yet committed to or significant future investments that will enhance the asset's performance of the CGU being tested.

In assessing whether there is any indication that the tangible and intangible assets may be impaired, the Group considers the following indications:

- a. There are observable indications that the asset's value has declined during the period significantly more than would be expected as a result of the passage of time or normal use.
- b. Significant changes with an adverse effect on the entity have taken place during the period, or will take place in the near future, in the technological, market, economic or legal environment in which the entity operates or in the market to which an asset is dedicated.
- c. Market interest rates or other market rates of return on investments have increased during the period, and those increases are likely to affect the discount rate used in calculating an asset's value in use and decrease the asset's recoverable amount materially.
- d. The carrying amount of the net assets of the entity is more than its market capitalisation.
- e. Evidence is available of obsolescence or physical damage of an asset.
- f. Significant changes with an adverse effect on the entity have taken place during the period, or are expected to take place in the near future, in the extent to which, or manner in which, an asset is used or is expected to be used. These changes include the asset becoming idle, plans to discontinue or restructure the operation to which an asset belongs, plans to dispose of an asset before the previously expected date, and reassessing the useful life of an asset as finite rather than indefinite.

Revaluation of property and equipment and investment properties

The Group carries certain classes of property and equipment and all its investment properties at fair value, with changes in fair value of property and equipment being recognised in the other comprehensive income and changes in fair value of investment properties being recognised in the statement of profit or loss. Investment properties were last revalued as at 31st December 2017 on the basis of open market value by independent valuer, Caroline N. Nyororo - P/No. 0002566 of Ebony Estates Limited. The Group's property and equipment was last revalued as at 31st March 2011 by independent valuers, Gimco Limited. As at 31st December 2017, the carrying value of computers, furniture and equipment did not differ significantly from its fair value. Further details are disclosed in notes 15 and 18.

KENYA REINSURANCE CORPORATION LIMITED

NOTES TO THE FINANCIAL STATEMENTS (continued)

FOR THE YEAR ENDED 31 DECEMBER 2017

2. CRITICAL ACCOUNTING ESTIMATES AND JUDGEMENTS IN APPLYING THE GROUP'S AND COMPANY'S ACCOUNTING POLICIES AND KEY SOURCES OF ESTIMATION UNCERTAINTY (continued)**Contingent liabilities**

The Group is exposed to various contingent liabilities in the normal course of business including a number of legal cases. The Directors evaluate the status of these exposures on a regular basis to assess the probability of the Group incurring related liabilities. However, provisions are only made in the financial statements where, based on the Directors' evaluation, a present obligation has been established. Judgement and assumptions are required in:

- Assessing the existence of a present obligation (legal or constructive) as a result of a past event,
- Assessing the probability that an outflow of resources embodying economic benefits will be required to settle the obligation; and
- Estimating the amount of the obligation to be paid out.

Further details are disclosed in note 44.

Defined benefit plans (pension benefits)

The cost of the defined benefit pension plan and the present value of the pension obligation are determined using actuarial valuations. An actuarial valuation involves making various assumptions that may differ from actual developments in the future. These include the determination of the discount rate, future salary increases, mortality rates and future pension increases. Due to the complexities involved in the valuation and its long-term nature, a defined benefit obligation is highly sensitive to changes in these assumptions. All assumptions are reviewed at each reporting date. Further details are disclosed in note 21.

Tax

Critical judgements are made by the directors in determining future tax obligations that would arise as a result of the entity entering into certain transactions that would normally attract tax. In particular, management's judgement is required in the estimation of the amount of capital gain tax that would be payable by the entity should it dispose any of its investment properties. These estimates are based on assumptions about a number of factors, which include the likelihood of sale of any of its investment properties, the circumstances that would most likely trigger a sale of its investment properties and the likelihood of the entity being granted an exemption by the revenue authority within the confines of the law due to those factors.

KENYA REINSURANCE CORPORATION LIMITED

NOTES TO THE FINANCIAL STATEMENTS (continued)

FOR THE YEAR ENDED 31 DECEMBER 2017

3. FINANCIAL AND INSURANCE RISK MANAGEMENT OBJECTIVES AND POLICIES

The Group's activities expose it to a variety of financial risks, including insurance risk, liquidity risk, credit risk, and the effects of changes in property and equity market prices, foreign currency exchange rates and interest rates. The Group's overall risk management program focuses on the identification and management of risks and seeks to minimise potential adverse effects on its financial performance, by use of underwriting guidelines and capacity limits, reinsurance planning, credit policy governing the acceptance of clients, and defined criteria for the approval of intermediaries and reinsurers. Investment policies are in place, which help manage liquidity, and seek to maximise return within an acceptable level of interest rate risk.

The disclosures below summarises the way the Group manages key risks:

Reinsurance risk

The Group reinsures all classes of insurance business including accident, engineering, medical liability, motor, fire, aviation and life. The bulk of the business written is of a short-term nature.

The risk under any one insurance contract arises from the possibility that the insured event occurs and the uncertainty of the amount of the resulting claim. By the very nature of an insurance contract, this risk is random and therefore unpredictable.

Frequency and severity of claims

A key risk, related to pricing and provisioning, that the Group faces under its reinsurance contracts is that the actual claims and benefit payments exceed the carrying amount of the reinsurance liabilities. This could occur because the frequency or severity of claims and benefits are greater than estimated. Insurance events are random and the actual number and amount of claims and benefits will vary from year to year from the level established based on past experience.

The Group has developed its reinsurance underwriting strategy to diversify the type of insurance risks accepted and within each of these categories to achieve a sufficiently large population of risks to reduce the variability of the expected outcome. The Group also manages these risks through its underwriting strategy and adequate retrocession arrangements and proactive claims handling.

Underwriting limits are in place to enforce appropriate risk selection criteria. The Group reinsures to specialist reinsurance companies a proportion of its portfolio or certain types of insurance risk. This serves primarily to:

- Reduce the net liability on large individual risks.
- Obtain greater diversification of insurance risks.
- Provide protection against large losses.

The retrocession arrangements include proportional and non-proportional treaties. The expected effect of such retrocession arrangements is that the Company should not suffer total net insurance losses of more than set limits per class of business.

Claims are managed through a dedicated claims management team, with formal claims acceptance limits and appropriate training and development of staff to ensure payment of all genuine claims. Claims experience is assessed regularly and appropriate actuarial reserves are established to reflect up-to-date experience and any anticipated future events. This includes reserves for claims incurred but not yet reported

KENYA REINSURANCE CORPORATION LIMITED
NOTES TO THE FINANCIAL STATEMENTS (continued)
FOR THE YEAR ENDED 31 DECEMBER 2017

3. FINANCIAL AND INSURANCE RISK MANAGEMENT OBJECTIVES AND POLICIES (continued)

Sources of uncertainty in the estimation of future claim payments

The estimated cost of claims includes direct expenses to be incurred in settling claims, net of the expected subrogation value and other recoveries. The Group takes all reasonable steps to ensure that it has appropriate information regarding its claims exposures. However, given the uncertainty in establishing claims provisions, it is likely that the final outcome will prove to be different from the original liability established.

The liability for these contracts comprise a provision for incurred but not reported (IBNR) claims, a provision for reported claims not yet paid and a provision for unexpired risks at the end of the reporting period.

In estimating the liability for the cost of reported claims not yet paid, the Group considers any information available from loss adjusters and information on the cost of settling claims with similar characteristics in previous periods. The main assumption underlying this technique is that the Group's past claims development experience be used to project future claims development and hence ultimate claims costs.

Additional qualitative judgment is used to assess the extent to which past trends may not apply in future, in order to arrive at the estimated ultimate cost of claims that present the likely outcome from the range of possible outcomes, taking account of all the uncertainties involved.

Concentration of insurance risk

The Group's concentration of reinsurance risk is determined by class of business. The shared characteristic that identifies each concentration is the insured event and the key indicator is the net earned premium as disclosed in note 6. There were no significant shifts in the portfolio concentration.

Sensitivity to insurance risk

The actuarial methods used are not very sensitive to changes in the key assumptions used in determining the actuarial liabilities. The key actuarial assumptions will need to change very significantly for the actuarial liabilities to change by a relatively small percentage. The methods used and significant assumptions made did not change from the previous period.

KENYA REINSURANCE CORPORATION LIMITED
 NOTES TO THE FINANCIAL STATEMENTS (continued)
 FOR THE YEAR ENDED 31 DECEMBER 2017

3. FINANCIAL AND INSURANCE RISK MANAGEMENT OBJECTIVES AND POLICIES (continued)

An analysis of the Group's financial assets and its reinsurance liabilities is presented below:

	GROUP		COMPANY	
	2017 Ksh. '000	2016 Ksh. '000	2017 Ksh. '000	2016 Ksh. '000
Financial assets				
Held to maturity:				
- Government securities	13,521,865	10,727,624	13,521,865	10,727,624
- Corporate bonds	482,696	487,923	482,696	487,923
Available for sale				
- Government securities	1,040,975	993,652	1,040,975	993,652
- Quoted equities	2,107,855	2,066,252	2,107,855	2,066,252
- Unquoted equities	202,231	202,231	202,231	202,231
Loans and receivables				
Receivables arising out of reinsurance arrangements	4,315,378	3,582,067	3,988,095	3,351,617
Cash and bank balances	227,204	348,546	153,247	305,933
Due from related parties	-	-	63,438	42,624
Deposits with financial institutions	3,408,386	4,196,935	3,092,508	3,951,416
Premium and loss reserves	306,956	379,597	184,420	276,883
Mortgage loans	658,425	707,417	658,423	707,417
Other receivables	248,628	179,697	228,918	178,653
Total financial assets	26,520,599	23,887,534	25,724,671	23,292,225
Financial liabilities at amortised cost				
Payables arising out of reinsurance arrangements	670,487	560,557	480,676	414,107
Other payables	643,380	476,333	612,005	466,828
Total financial liabilities	1,313,867	1,036,890	1,092,681	880,935
Insurance contract liabilities				
Long-term liabilities	2,392,423	2,177,401	2,392,423	2,177,401
Short-term liabilities	5,737,138	5,530,550	5,319,405	5,441,537
Total insurance contract liabilities	8,129,561	7,707,951	7,711,828	7,618,938

Reinsurance liabilities are not directly sensitive to the level of market interest rates, as they are undiscounted and contractually non-interest bearing.

KENYA REINSURANCE CORPORATION LIMITED
 NOTES TO THE FINANCIAL STATEMENTS (continued)
 FOR THE YEAR ENDED 31 DECEMBER 2017

3. FINANCIAL AND INSURANCE RISK MANAGEMENT OBJECTIVES AND POLICIES (continued)

The tables below indicates the contractual timing of cash flows arising from assets and liabilities:

GROUP

31st December 2017

	Carrying Amount Ksh. '000	No stated maturity Ksh. '000	Contractual cash flows (undiscounted)		
			0-1 years Ksh. '000	1-5 years Ksh. '000	>5 years Ksh. '000
Financial assets					
Held to maturity:					
- Government securities	13,521,865	-	49,547	4,922,054	15,880,141
- Corporate bonds	482,696	-	-	482,696	-
Available for sale					
-Quoted equities	2,107,855	2,107,855	-	-	-
-Government securities	1,040,975	-	-	-	1,974,784
-Unquoted equities	202,231	202,231	-	-	-
Loans and receivables					
Receivables arising out of reinsurance arrangements	4,315,378	4,315,378	-	-	-
Other receivables	235,082	235,082	-	-	-
Premium loss reserves	306,956	306,956	-	-	-
Mortgage loans	658,425	-	39,435	33,461	585,529
Cash and cash equivalents	3,635,590	-	3,635,590	-	-
Total	26,507,053	7,167,502	3,724,572	5,438,211	18,440,454
Financial liabilities at amortised cost					
Payables arising out of reinsurance arrangements	670,488	670,488	-	-	-
Other payables	630,414	630,414	-	-	-
Total financial liabilities	1,300,902	1,300,902	-	-	-
Reinsurance liabilities					
Long-term liabilities	2,392,423	2,392,423	-	-	-
Short-term liabilities	5,737,138	5,737,138	-	-	-
Total	8,129,561	8,129,561	-	-	-
Net gap	17,076,590	(2,262,961)	3,724,572	5,438,211	18,440,454

KENYA REINSURANCE CORPORATION LIMITED
NOTES TO THE FINANCIAL STATEMENTS (continued)
FOR THE YEAR ENDED 31 DECEMBER 2017

3. FINANCIAL AND INSURANCE RISK MANAGEMENT OBJECTIVES AND POLICIES (continued)

The tables below indicates the contractual timing of cash flows arising from assets and liabilities (continued):

COMPANY 31 st December 2017	Carrying amount	No stated maturity	Contractual cash flows (undiscounted)		
			0-1 years	1-5 years	>5 years
Held to maturity:					
- Government securities	13,521,865	-	49,547	4,922,054	15,880,141
- Corporate bonds	482,696	-	-	482,696	-
Available for sale					
-Quoted equities	2,107,855	2,107,855	-	-	-
-Government securities	1,040,975	-	-	-	1,974,784
-Unquoted equities	202,231	202,231	-	-	-
Loans and receivables					
Receivables arising out of reinsurance arrangements	3,988,095	3,988,095	-	-	-
Due from related parties	63,438	63,438	-	-	-
Other receivables	215,653	215,653	-	-	-
Premium loss reserves	184,420	184,420	-	-	-
Mortgage loans	658,423	-	39,435	33,461	585,527
Cash and cash equivalents	3,245,755	-	3,245,755	-	-
Total	25,711,406	6,761,692	3,334,737	5,438,211	18,440,452
Financial liabilities at amortised cost					
Payables arising out of reinsurance arrangements	480,676	480,676	-	-	-
Other payables	599,352	599,352	-	-	-
Total financial liabilities	1,080,028	1,080,028	-	-	-
Reinsurance liabilities					
Long-term liabilities	2,392,423	2,392,423	-	-	-
Short-term liabilities	5,319,405	5,319,405	-	-	-
Total	7,711,828	7,711,828	-	-	-
Net gap	16,919,550	(2,030,164)	3,334,737	5,438,211	18,440,452

KENYA REINSURANCE CORPORATION LIMITED

NOTES TO THE FINANCIAL STATEMENTS (continued)

FOR THE YEAR ENDED 31 DECEMBER 2017

3. FINANCIAL AND INSURANCE RISK MANAGEMENT OBJECTIVES AND POLICIES (continued)

The tables below indicates the contractual timing of cash flows arising from assets and liabilities (continued):

GROUP

31 st December 2016 Financial assets	Carrying amount Ksh. '000	No stated maturity Ksh. '000	Contractual cash flows (undiscounted)		
			0-1 years Ksh. '000	1-5 years Ksh. '000	>5 years Ksh. '000
Held to maturity:					
- Government securities	11,227,931	-	2,560,016	5,544,117	14,428,341
- Corporate bonds	487,923	-	64,832	519,955	113,250
Available for sale					
- Quoted equities	2,066,252	2,066,252			
- Government securities	493,345	-	64,371	257,485	617,178
- Unquoted equities	202,231	202,231	-	-	-
Loans and receivables					
Receivables arising out of reinsurance arrangements	3,582,067	3,582,067	-	-	-
Premium loss reserves	179,697	179,697	-	-	-
Mortgage loans	379,597	379,597	-	-	-
Other receivables	707,417	-	136,164	461,565	196,174
Cash and cash equivalents	4,545,481	-	4,545,481	-	-
Total	23,871,941	6,409,844	7,370,864	6,783,122	15,354,943
Financial liabilities at amortised cost					
Payables arising out of reinsurance arrangements	560,557	560,557	-	-	-
Other payables	476,333	476,333	-	-	-
Total financial liabilities	1,036,890	1,036,890	-	-	-
Reinsurance liabilities					
Long-term liabilities	2,177,401	2,177,401	-	-	-
Short-term liabilities	5,530,550	5,530,550	-	-	-
Total	7,707,951	7,707,951	-	-	-
Net gap	15,127,100	(2,334,997)	7,370,864	6,783,122	15,354,943

KENYA REINSURANCE CORPORATION LIMITED
 NOTES TO THE FINANCIAL STATEMENTS (continued)
 FOR THE YEAR ENDED 31 DECEMBER 2017

3. FINANCIAL AND INSURANCE RISK MANAGEMENT OBJECTIVES AND POLICIES (continued)

The tables below indicates the contractual timing of cash flows arising from assets and liabilities (continued):

COMPANY 31 st December 2016	Carrying amount	No stated maturity	Contractual cash flows (undiscounted)		
			0-1 years	1-5 years	>5 years
Held to maturity:					
- Government securities	11,227,931	-	2,560,016	5,544,117	14,428,341
- Corporate bonds	487,923	-	64,832	519,955	113,250
Available for sale					
- Quoted equities	2,066,252	2,066,252	-	-	-
- Government securities	493,345	-	64,371	257,485	617,178
- Unquoted equities	202,231	202,231	-	-	-
Loans and receivables					
Receivables arising out of reinsurance arrangements	3,351,617	3,351,617	-	-	-
Due from related parties	42,624	42,624	-	-	-
Other receivables	178,653	178,653	-	-	-
Premium loss reserves	276,883	276,883	-	-	-
Mortgage loans	707,417	-	136,164	461,565	196,174
Cash and cash equivalents	4,257,349	-	4,257,349	-	-
Total	23,292,225	6,118,260	7,082,732	6,783,122	15,354,943
Financial liabilities at amortised cost					
Payables arising out of reinsurance arrangements	414,107	414,107	-	-	-
Other payables	466,828	466,828	-	-	-
Total financial liabilities	880,935	880,935	-	-	-
Reinsurance liabilities					
Long-term liabilities	2,177,401	2,177,401	-	-	-
Short-term liabilities	5,441,437	5,441,437	-	-	-
Total	7,618,838	7,618,838	-	-	-
Net gap	14,792,452	(2,381,513)	7,082,732	6,783,122	15,354,943

KENYA REINSURANCE CORPORATION LIMITED
NOTES TO THE FINANCIAL STATEMENTS (continued)
FOR THE YEAR ENDED 31 DECEMBER 2017

3. FINANCIAL AND INSURANCE RISK MANAGEMENT OBJECTIVES AND POLICIES (continued)

Financial risk

The Group is exposed to a range of financial risks through its financial assets, financial liabilities, reinsurance assets and insurance liabilities. In particular, the key financial risk is that the proceeds from its financial assets are not sufficient to fund the obligations arising from insurance liabilities as they fall due. The most important components of this financial risk are market risk (including interest rate risk, equity price risk and currency risk), credit risk and liquidity risk.

The Group's overall risk management programme focuses on the unpredictability of financial markets and seeks to minimise potential adverse effects on the Group's financial performance. The risk management policies established identify and analyse the risks faced by the Group, set appropriate risk limits and controls, and monitor risks and adherence to limits. These risk management policies and systems are reviewed regularly to reflect changes in market conditions, products and services offered. The Group, through its training and management standards and procedures, aims to develop a disciplined and constructive control environment, in which all employees understand their roles and obligations.

(a) Liquidity risk

Liquidity risk is current or prospective risk to earnings and capital arising from the Group's failure to meet its maturing obligations when they fall due without incurring unacceptable losses. The Group's approach to managing liquidity is to ensure, as far as possible, that it will always have sufficient liquidity to meet its liabilities when due, under both normal and stressed conditions, without incurring unacceptable losses or risking damage to the Group's reputation.

To this end, there is a Board approved policy to effectively manage liquidity at all times to meet claims payable, unexpected outflow/non-receipt of expected inflow of funds as well as ensure adequate diversification of funding sources. The Finance, Investment and Tender Oversight Committee undertakes liquidity management and scenario analysis as per the policy.

Funds are raised mainly from reinsurance premiums and investment income and share capital. This enhances funding flexibility, limits dependence on any one source of funds and generally lowers the cost of funds. The Group continually assesses liquidity risk by identifying and monitoring changes in funding required to meet business goals and targets set in terms of the overall Group strategy.

In addition, the Corporation holds a portfolio of liquid assets as part of its liquidity risk management strategy.

KENYA REINSURANCE CORPORATION LIMITED
 NOTES TO THE FINANCIAL STATEMENTS (continued)
 FOR THE YEAR ENDED 31 DECEMBER 2017

3. FINANCIAL AND INSURANCE RISK MANAGEMENT OBJECTIVES AND POLICIES (continued)

(a) Liquidity risk (continued)

The table below analyses the liquidity position of the Group's financial liabilities. The amounts disclosed in the table below are the contractual undiscounted cash flows.

GROUP	Due on demand Ksh. '000	Due after 1 year Ksh. '000	Total Ksh. '000
31st December 2017			
Long-term reinsurance contract liabilities	2,392,423	-	2,392,423
Short-term insurance contract liabilities	5,737,138	-	5,737,138
Other payables	643,380	-	643,380
Payables arising out of reinsurance arrangements	670,487	-	670,487
Total financial liabilities	9,443,428	-	9,443,428
31st December 2016			
Long-term reinsurance contract liabilities	2,177,401	-	2,177,401
Short-term insurance contract liabilities	5,530,550	-	5,530,550
Other payables	476,333	-	476,333
Payables arising out of reinsurance arrangements	560,557	-	560,557
Total financial liabilities	8,744,841	-	8,744,841
COMPANY			
31st December 2017			
Long-term reinsurance contract liabilities	2,392,423	-	2,392,423
Short-term insurance contract liabilities	5,319,405	-	5,319,405
Other payables	612,005	-	612,005
Payables arising out of reinsurance arrangements	480,676	-	480,676
Total financial liabilities	8,804,509	-	8,804,509
31st December 2016			
Long-term reinsurance contract liabilities	2,177,401	-	2,177,401
Short-term insurance contract liabilities	5,441,537	-	5,441,537
Other payables	466,828	-	466,828
Payables arising out of reinsurance arrangements	414,107	-	414,107
Total financial liabilities	8,499,873	-	8,499,873

KENYA REINSURANCE CORPORATION LIMITED
 NOTES TO THE FINANCIAL STATEMENTS (continued)
 FOR THE YEAR ENDED 31 DECEMBER 2017

3. FINANCIAL AND INSURANCE RISK MANAGEMENT OBJECTIVES AND POLICIES (continued)

(b) Market risk

Management of market risk

Market risk is the risk that changes in market prices; interest rates and foreign exchange rates will affect the Group's income or the value of its holdings of financial instruments. The objective of market risk management is to manage and control market risk exposures within acceptable parameters, while optimising the return on risk. Overall authority for market risk is vested in the board of directors. The Board of Directors is responsible for the development of detailed risk management policies and for the day-to-day review of their implementation.

Interest rate risk

Interest rate risk is the risk that the fair value or future cash flows of a financial instrument will fluctuate because of changes in market interest rates.

Interest rate risk is managed principally through monitoring interest rate gaps. The Board of Directors is the monitoring body for compliance with these limits and is assisted by risk management in its day-to-day monitoring activities.

The interest earning financial assets that the Group holds include investments in government securities, mortgage loans and deposits with financial institutions. Re-insurance receivables are not interest bearing. Liabilities under short-term insurance contracts are not interest bearing.

The interest rate risk of the above future cash flows is considered to be low primarily because they are at fixed interest rates. A change of 1% in interest rates would have immaterial effects on the future cash flows.

Currency rate risk

The Group writes business from a number of countries and as a consequence receives premiums in several currencies. The Group's obligations to, and receivables from the cedants are therefore in these original currencies. The Group is therefore exposed to the exchange rate risk where there is a mismatch between assets and liabilities per currency.

The Group's main operations are concentrated in Kenya and its assets and liabilities are reported in the local currency. It has transactions in foreign currency which are mainly denominated in US Dollars.

Foreign exchange risk also arises from commercial transactions, recognized assets and liabilities in foreign currencies such as deposits with financial institutions.

	GROUP		COMPANY	
	2017 Ksh. '000	2016 Ksh. '000	2017 Ksh. '000	2016 Ksh. '000
Assets in foreign currencies				
Trade and other receivables	4,082,918	3,907,863	3,613,958	3,541,473
Premiums and loss reserves	999,250	935,948	896,963	811,533
Deposits with financial institutions	1,419,298	947,087	1,103,420	701,569
Cash and bank	43,210	51,806	492	9,424
	6,544,676	5,842,704	5,614,833	5,063,999
Liabilities in foreign currencies				
Payables	516,213	(431,577)	326,402	(285,127)
Net foreign currency (liability)/ asset position	6,028,463	5,411,127	5,288,431	4,778,872

KENYA REINSURANCE CORPORATION LIMITED

NOTES TO THE FINANCIAL STATEMENTS (continued)

FOR THE YEAR ENDED 31 DECEMBER 2017

3. FINANCIAL AND INSURANCE RISK MANAGEMENT OBJECTIVES AND POLICIES (continued)**(b) Market risk (continued)**

Current rate risk (continued)

The following table demonstrates the sensitivity to a reasonably possible change in USD, with all other variables held constant, of the Group's and the Company's profit before tax and equity (due to changes in the fair value of monetary assets and liabilities).

USD		GROUP		COMPANY	
		Effect on profit before tax Ksh. '000	Effect on equity Ksh. '000	Effect on profit before tax Ksh. '000	Effect on Equity Ksh. '000
2017	Increase in US\$ by 10%	146,250	102,375	110,391	77,273
	Decrease in US\$ by 10%	(146,250)	(102,375)	(110,391)	(77,273)
2016	Increase in US\$ by 10%	541,113	378,779	477,887	334,521
	Decrease in US\$ by 10%	(541,113)	(378,779)	(477,887)	(334,521)

Price risk

The Group is exposed to equity securities price risk as a result of its holdings in equity investments which are listed and traded on the Nairobi Securities Exchange and which are classified as available for sale financial assets. Exposure to equity price risks in aggregate is monitored in order to ensure compliance with the relevant regulatory limits for solvency purposes.

The Group has a defined investment policy which sets limits on the Group's exposure to equities both in aggregate terms and by category/share. This policy of diversification is used to manage the Group's price risk arising from its investments in equity securities. The Group's unlisted equities are also subject to price risk however, the Group has carried them at cost less any impairment cost. Refer to note 22.

As at the reporting date, the exposure to listed equity securities at fair value was Ksh. 2,108 million (2016: Ksh. 2,066). An increase/decrease of 15 % in the value of the listed equity would result in a decrease / increase in profits of Ksh. 316 million (2016: Ksh. 310million) and an increase/decrease in equity by Ksh. 221 million (2016: Ksh. 217million).

(c) Credit risk

The Group has exposure to credit risk, which is the risk that a counterparty will be unable to pay amounts in full when due. The Group manages, limits and controls concentration of credit risks periodically against internal and regulatory requirements with respect to individual counterparties or related company of counterparties, industry sectors, business lines, product types, amongst others.

Key areas where the Group is exposed to credit risk are:

- Amounts due from reinsurers in respect of claims already paid;
- Amounts due from cedants;
- Amounts due from re-insurance intermediaries;
- Mortgage advances to its customers and staff;
- Government and corporate bonds;
- Deposits with financial institutions; and
- Cash and bank balances.

The Group structures the levels of credit risk it accepts by placing credit limits on its exposure to a single counterparty or company of counterparty, and to geographical and industry segments. Such risks are subject to an annual or more frequent review. Limits on the level of credit risk by category and territory are approved quarterly by the board of directors.

KENYA REINSURANCE CORPORATION LIMITED
NOTES TO THE FINANCIAL STATEMENTS (continued)
FOR THE YEAR ENDED 31 DECEMBER 2017

3. FINANCIAL AND INSURANCE RISK MANAGEMENT OBJECTIVES AND POLICIES (continued)

(c) Credit risk (continued)

The creditworthiness of cedants is considered on an annual basis by reviewing their financial strength prior to finalisation of any contract. The Group maintain records of the payment history for significant contract holders with whom they conduct regular business. The exposure to individual counterparties is also managed by other mechanisms, such as the right of offset where counterparties are both debtors and creditors of the Group. Management information reported to the board of directors includes details of provisions for impairment on amounts due from cedants and subsequent write-offs.

Investments in government securities are deemed adequately secured by the Government of Kenya with no inherent default risk. The credit risk on the corporate bonds, deposits and balances with financial institutions is considered to be low because the counterparties are companies and banks with high credit ratings. The credit risk on mortgages is managed by ensuring that the mortgage issued is secured by the related property and that the mortgage amount given is below the value of the related property.

The following table details the maximum exposure before consideration of any collateral:

	GROUP		COMPANY	
	2017 Ksh. '000	2016 Ksh. '000	2017 Ksh. '000	2016 Ksh. '000
Government securities	14,562,840	11,721,276	14,562,840	11,721,276
Corporate bonds	482,696	487,923	482,696	487,923
Loans and receivables at amortized cost:				
Deposits with financial institutions	3,408,386	4,196,935	3,092,508	3,951,416
Mortgage loans	658,425	707,417	658,423	707,417
Receivables arising out of reinsurance arrangements	4,315,378	3,582,067	3,988,095	3,351,617
Premium and loss reserves (note 25)	306,956	379,597	184,420	276,883
Bank balances	227,054	348,376	153,543	305,782
Other receivables	248,628	179,697	228,918	178,653
Total assets bearing credit risk	24,210,363	21,603,288	23,350,997	20,980,967
Receivables arising out of reinsurance arrangements are summarized as follows:				
Neither past due nor impaired	813,442	673,311	698,901	581,363
Past due but not impaired:				
-Up to 91 to 365 days	2,635,076	2,181,133	2,531,818	2,106,027
-Up to 1 to 2 years	866,860	727,623	757,376	664,227
-Impaired	1,475,095	1,210,885	1,257,110	1,074,945
	5,790,473	4,792,952	5,245,205	4,426,562
Less: provision for impairment (note 24)	(1,475,095)	(1,210,885)	(1,257,110)	(1,074,945)
Total	4,315,378	3,582,067	3,988,095	3,351,617

KENYA REINSURANCE CORPORATION LIMITED

NOTES TO THE FINANCIAL STATEMENTS (continued)

FOR THE YEAR ENDED 31 DECEMBER 2017

3. FINANCIAL AND INSURANCE RISK MANAGEMENT OBJECTIVES AND POLICIES (continued)**(c) Credit risk (continued)**

Mortgage loans are summarized as follows:

	GROUP		COMPANY	
	2017 Ksh. '000	2016 Ksh. '000	2017 Ksh. '000	2016 Ksh. '000
Neither past due nor impaired	645,116	648,139	645,114	648,139
Past due but not impaired:				
-0 to 60 days	2,630	10,837	2,630	10,837
-61 to 120 days	6,986	46,406	6,986	46,406
-121 to 180 days	3,693	2,035	3,693	2,035
Impaired	<u>135,917</u>	<u>130,780</u>	<u>135,917</u>	<u>130,780</u>
	794,342	838,197	794,340	838,197
Less: provision for impairment (note 17)	<u>(135,917)</u>	<u>(130,780)</u>	<u>(135,917)</u>	<u>(130,780)</u>
Total	<u>658,425</u>	<u>707,417</u>	<u>658,423</u>	<u>707,417</u>

The accounts under the fully performing category are paying their debts as they continue trading. The default rate is low. Credit control department actively monitors overdue account balances. In addition, the Group settles claims on a net basis i.e. net of any re-insurance receivables due from cedants. An impairment analysis is performed at each reporting date on an individual basis. The debt that is impaired has been fully provided for. The maximum exposure to credit risk at the reporting date is the carrying amount. Refer to note 17 and 25 for impairment analysis of mortgage loans and premiums and loss reserves respectively.

Fair value of financial assets and liabilities**(i) Financial instruments not measured at fair value**

The following fair value disclosures have been made in respect of quoted Government securities and quoted corporate bonds which have been carried at amortised cost. The carrying amounts of the remaining financial instruments i.e. cash and bank and receivables, approximate their fair values hence no fair value disclosures have been made.

GROUP	Level 1 Ksh. '000	Level 2 Ksh. '000	Level 3 Ksh. '000	Total Ksh. '000
At 31st December 2017:				
Government securities	9,965,446	-	-	9,965,446
Corporate bonds	474,638	-	-	474,638
At 31st December 2016:				
Government securities	9,282,498	-	-	9,282,498
Corporate bonds	473,632	-	-	473,632
COMPANY				
At 31st December 2017:				
Government securities	9,965,446	-	-	9,965,446
Corporate bonds	474,638	-	-	474,638
At 31st December 2016:				
Government securities	9,282,498	-	-	9,282,498
Corporate bonds	473,632	-	-	473,632

KENYA REINSURANCE CORPORATION LIMITED

NOTES TO THE FINANCIAL STATEMENTS (continued)

FOR THE YEAR ENDED 31 DECEMBER 2017

3. FINANCIAL AND INSURANCE RISK MANAGEMENT OBJECTIVES AND POLICIES (continued)**(ii) Fair value hierarchy**

IFRS 13 specifies a hierarchy of valuation techniques based on whether the inputs to those valuation techniques are observable or unobservable. Observable inputs reflect market data obtained from independent sources; unobservable inputs reflect the Group's market assumptions. These two types of inputs have created the following fair value hierarchy:

- Level 1 – Quoted prices (unadjusted) in active markets for identical assets or liabilities. This level includes listed equity securities and debt instruments on exchanges.
- Level 2 – Inputs other than quoted prices included within Level 1 that are observable for the asset or liability, either directly (that is, as prices) or indirectly (that is, derived from prices).
- Level 3 – inputs for the asset or liability that are not based on observable market data (unobservable inputs). This level includes equity investments and debt instruments with significant unobservable components. This hierarchy requires the use of observable market data when available. The Group considers relevant and observable market prices in its valuations where possible.

The following table shows an analysis of financial and non- financial assets and liabilities recorded at fair value by level of the fair value hierarchy:

GROUP	Level 1 Ksh. '000	Level 2 Ksh. '000	Level 3 Ksh. '000	Total Ksh. '000
At 31 st December 2017				
Government securities	1,040,975			1,040,975
Quoted equity instruments	2,107,855	-	-	2,107,855
Property and equipment	-	-	81,632	81,632
Investment properties	-	-	9,622,000	9,622,000
At 31 st December 2016				
Government securities	993,652			993,652
Quoted equity instruments	2,066,252	-	-	2,066,252
Property and equipment	-	-	86,673	86,673
Investment properties	-	-	8,903,000	8,903,000
COMPANY				
At 31 st December 2017				
Government securities	1,040,975			1,040,975
Quoted equity instruments	2,107,855	-	-	2,107,855
Property and equipment	-	-	56,692	56,692
Investment properties	-	-	9,622,000	9,622,000
At 31 st December 2016				
Government securities	993,652			993,652
Quoted equity instruments	2,066,252	-	-	2,066,252
Property and equipment	-	-	79,866	79,866
Investment properties	-	-	8,903,000	8,903,000

KENYA REINSURANCE CORPORATION LIMITED

NOTES TO THE FINANCIAL STATEMENTS (continued)

FOR THE YEAR ENDED 31 DECEMBER 2017

3. FINANCIAL AND INSURANCE RISK MANAGEMENT OBJECTIVES AND POLICIES (continued)**(ii) Fair value hierarchy (continued)**

The management assessed that the fair values of cash and short-term deposits, re-insurance receivables, other receivables, re-insurance payables, mortgage debtors, treasury bills and other current liabilities approximate their carrying amounts largely due to the short-term maturities of these instruments.

Description of significant unobservable inputs to valuation:

The significant unobservable inputs used in the fair value measurements categorised within Level 3 of the fair value hierarchy, together with a quantitative sensitivity analysis as at 31st December 2017 and 2016 are as shown below:

	Valuation technique	Significant unobservable inputs	Range (weighted average)
Investment properties	Sales comparison approach	Price per acre in a similar location	Ksh. 500 million - Ksh. 800 million
		Income capitalization approach	Ksh. 750-Ksh. 1,000 per square metre
	Cost approach	Estimated costs associated with maintaining the building	-
		Depreciated replacement cost of a similar building	-
Property and equipment	Depreciated replacement cost for plant and machinery	Capital expenditure on a similar asset	-

- The valuation of investment properties was carried out by Caroline N. Nyororo - P/ No. 0002566 of Ebony Estates Limited, professional independent valuers as at 31st December 2017.
- The valuation of property and equipment was last carried out by Gimco Valuers Limited, professional independent valuers as at 31st December 2011. As at 31st December 2017, the carrying value of computers, furniture and equipment did not differ significantly from its fair value.

KENYA REINSURANCE CORPORATION LIMITED
NOTES TO THE FINANCIAL STATEMENTS (continued)
FOR THE YEAR ENDED 31 DECEMBER 2017

4. CAPITAL MANAGEMENT

Capital includes ordinary shares and equity attributable to the shareholders of the Group.

Externally imposed capital requirements are set and regulated by the Insurance Regulatory Authority (IRA). These requirements are put in place to ensure solvency margins are maintained in the insurance industry. Further objectives are set by the Group to maintain a strong credit rating and healthy capital ratios in order to support its business objectives and maximise shareholders value.

Further, the Group currently has a paid up capital of Ksh. 1.75 billion for the combined composite business, which meets the minimal requirement of Ksh. 1.5 billion as per the Insurance Act.

As at 31st December 2017, the Group had complied with the externally imposed capital requirements.

The Group's objectives in managing its capital are:

- To match the profile of its assets and liabilities, taking account of the risks inherent in the business;
- To maintain financial strength to support new business growth;
- To satisfy the requirements of its reinsured and rating agencies;
- To retain financial flexibility by maintaining strong liquidity and access to a range of capital markets;
- To allocate capital efficiently to support growth;
- To safeguard the company's ability to continue as a going concern so that it can continue to provide returns for shareholders and benefits for other stakeholders; and
- To provide an adequate return to shareholders by pricing insurance contracts commensurately with the level of risk.

The Group has a number of sources of capital available to it and seeks to optimize its retention capacity in order to ensure that it can consistently maximize returns to shareholders. The Group considers not only the traditional sources of capital funding but also the alternative sources of capital including retrocession, as appropriate, when assessing its deployment and usage of capital. The Group manages as capital all items that are eligible to be treated as capital. The Group has no borrowings.

During the year the Group held the minimum paid up capital required and also met the required solvency margins.

5. SEGMENTAL REPORTING

IFRS 8 *Operating Segments* requires operating segments to be identified on the basis of internal reports about components of the Group that are regularly reviewed by the Chief Operating Decision Maker (CODM) in order to allocate resources to the segments and to assess performance.

Thus, under IFRS 8 the Group's reportable segments are long-term business and short-term business. The short-term business segment comprises of motor, marine, aviation, fire, and accident. The long-term business segment includes individual and group life. These segments are the basis on which the CODM allocates resources and assesses performance. Investment and cash management for the Group's own accounts are also reported as part of the above segments. Transactions between segments are conducted at estimated market rates on an arm's length basis. Interest and investment income is credited to business segments based on segmental capital employed. The Group's main geographical segment of business is in Kenya.

The management monitors the operating results of its business segments separately for the purpose of making decisions about resource allocation and performance assessment. Segment performance is evaluated based on profit or loss and is measured consistently with profit or loss in the consolidated financial statements.

KENYA REINSURANCE CORPORATION LIMITED

NOTES TO THE FINANCIAL STATEMENTS (continued)

FOR THE YEAR ENDED 31 DECEMBER 2017

5. SEGMENTAL REPORTING (continued)

The various products and services that the reporting segments derive their revenues from have been described as follows.

	GROUP		COMPANY	
	2017	2016	2017	2016
	Ksh. '000	Ksh. '000	Ksh. '000	Ksh. '000
Gross earned premiums				
General insurance business	13,196,958	11,762,650	12,365,408	11,223,537
Life business	1,630,338	1,481,941	1,626,735	1,476,800
	<u>14,827,296</u>	<u>13,244,591</u>	<u>13,992,143</u>	<u>12,700,337</u>

Investment income:**General insurance business**

Rental income from investment properties	687,963	597,706	687,963	597,706
Interest on Government securities held to maturity	1,237,396	969,865	1,237,396	969,865
Gain on sale of available-for-sale quoted equity instruments	258,669	209,228	258,669	209,228
Dividends receivable on available for sale quoted equity instruments	92,702	107,002	92,702	107,002
Interest on commercial mortgages	54,896	68,550	54,896	68,550
Interest on deposits with financial institutions- held to maturity	252,272	493,531	236,818	490,738
Interest on corporate bonds- held to maturity	49,821	53,272	49,821	53,272
Profit on sale of inventory property	-	47,461	-	47,497
Profit on sale of non-current asset held for sale	10,402	-	10,402	-
Interest on staff mortgages and loans	16,411	14,356	16,200	14,224
	<u>2,660,532</u>	<u>2,560,971</u>	<u>2,644,867</u>	<u>2,558,082</u>

Life assurance business

Rental income from investment properties	143,705	171,730	143,705	171,730
Interest on Government securities held to maturity	258,473	272,240	258,473	272,240
Dividends receivable on available-for-sale quoted equity instruments	19,364	20,077	19,364	20,077
Interest on deposits with financial institutions- held to maturity	52,696	48,361	49,468	48,361
Interest on corporate bonds- held to maturity	10,407	5,919	10,407	5,919
	<u>484,645</u>	<u>518,327</u>	<u>481,417</u>	<u>518,327</u>

Total investment income

	<u>3,145,177</u>	<u>3,079,298</u>	<u>3,126,284</u>	<u>3,076,409</u>
--	------------------	------------------	------------------	------------------

KENYA REINSURANCE CORPORATION LIMITED
 NOTES TO THE FINANCIAL STATEMENTS (continued)
 FOR THE YEAR ENDED 31 DECEMBER 2017

5. SEGMENTAL REPORTING (continued)

Other disclosures:

GROUP	General Insurance Business Ksh. '000	Life Assurance Business Ksh. '000	Total 2017 Ksh. '000	Total 2016 Ksh. '000
Reportable segment profits before tax	3,904,138	654,413	4,558,551	4,218,086
Income tax expense	(764,157)	(217,054)	(981,211)	(930,802)
Reportable segment profits after tax	3,139,981	437,359	3,577,340	3,287,284
Reportable segment total assets	34,571,355	8,161,312	42,732,667	38,494,310
Less:				
: Related party balances	-	-	-	-
Net	34,571,355	8,161,312	42,732,667	38,494,310
Reportable segment total liabilities	11,345,603	4,181,980	15,527,583	14,361,013
Less:				
: Related party balances	-	-	-	-
Net	11,345,603	4,181,980	15,527,583	14,361,013
Fees and commission income	777	97,639	98,416	36,187
Depreciation of property and equipment	39,505	-	39,505	31,553
Amortisation of intangible assets	45,356	-	45,356	39,940
Property and equipment additions	30,040	-	30,040	49,864
Intangible assets additions	95,422	157,198	252,620	245,379
Share of associates profit	504,069	-	504,069	361,159
COMPANY	General Insurance Business Ksh. '000	Life Assurance Business Ksh. '000	Total 2017 Ksh. '000	Total 2016 Ksh. '000
Reportable segment profits before tax	4,142,946	605,556	4,748,502	4,309,404
Income tax expense	(764,157)	(217,054)	(981,211)	(930,802)
Reportable segment profits after tax	3,378,789	388,502	3,767,291	3,378,602
Reportable segment total assets	33,876,734	8,107,192	41,983,926	38,031,447
Less:				
: Related party balances	(63,438)	-	(63,438)	(42,624)
: Investment in subsidiaries	(187,782)	-	(187,782)	(187,782)
Reportable segment total assets-Net	33,625,514	8,107,192	41,732,706	37,801,041

KENYA REINSURANCE CORPORATION LIMITED
 NOTES TO THE FINANCIAL STATEMENTS (continued)
 FOR THE YEAR ENDED 31 DECEMBER 2017

5. SEGMENTAL REPORTING (continued)

Other disclosures (continued):

COMPANY (continued)	General		Life	
	Insurance Business Ksh. '000	Assurance Business Ksh. '000	Total 2017 Ksh. '000	Total 2016 Ksh. '000
Reportable segment total liabilities	10,435,444	4,181,980	14,617,424	13,926,683
Less:				
: Related party balances	(61,380)	-	(61,380)	-
Net	10,374,064	4,181,980	14,556,044	13,926,683
Fees and commission income	777	97,639	98,416	36,187
Depreciation of property and equipment	33,742	-	33,742	31,041
Amortisation of intangible assets	45,356	-	45,356	39,940
Property and equipment additions	10,916	-	10,916	44,462
Intangible assets additions	95,422	157,198	252,620	245,379
Share of associates profit	504,069	-	504,069	361,159

6. PREMIUMS INCOME

The Group is organised into two main divisions, General reinsurance and long-term business. Long-term business relates to the underwriting of risks relating to death of an insured person. General insurance business relates to all other categories of short-term insurance business written by the Group, analysed into several sub-classes of business based on the nature of the assumed risks.

The premium income of the Group can be analysed between the main classes of business as shown below:

	GROUP		COMPANY	
	2017 Ksh. '000	2016 Ksh. '000	2017 Ksh. '000	2016 Ksh. '000
Superannuation	1,361,922	1,250,162	1,374,906	1,245,021
Ordinary life	133,038	105,450	116,451	105,450
Motor	680,158	587,799	631,296	565,891
Fire	3,719,112	3,526,401	3,319,925	3,271,475
Theft	574,835	518,350	547,041	500,098
Personal accident	590,957	806,958	531,185	757,991
Engineering	830,770	737,703	766,910	683,260
Marine	638,270	612,610	574,749	561,432
Medical	3,367,973	3,339,849	3,367,973	3,339,849
Other	1,782,541	1,201,478	1,730,962	1,174,483
	13,679,576	12,686,760	12,961,398	12,204,950

KENYA REINSURANCE CORPORATION LIMITED
NOTES TO THE FINANCIAL STATEMENTS (continued)
FOR THE YEAR ENDED 31 DECEMBER 2017

7. INVESTMENT INCOME

	GROUP		COMPANY	
	2017 Ksh. '000	2016 Ksh. '000	2017 Ksh '000	2016 Ksh '000
Rental income from investment properties	831,668	769,436	831,668	769,436
Interest on Government securities held to maturity	1,495,869	1,242,104	1,495,869	1,242,104
Gain on sale of available for sale quoted equity instruments	258,669	209,228	258,669	209,228
Dividends receivable on available-for-sale quoted equity instruments	112,069	127,079	112,069	127,079
Interest on commercial mortgages	54,896	68,550	54,896	68,550
Interest on deposits with financial institutions – held to maturity	325,102	541,893	306,421	539,136
Interest on corporate bonds – held to maturity	60,228	59,191	60,228	59,191
Profit on sale of inventory property	-	47,461	-	47,461
Profit on sale of non-current assets held for sale	10,402	-	10,402	-
Interest on staff mortgages and loans	16,411	14,356	16,200	14,224
Total investment income	3,165,314	3,079,298	3,146,422	3,076,409

8. OTHER INCOME

COMESA Yellow Card income	51,817	41,679	51,816	41,679
Net foreign exchange gains	-	-	-	-
Gain on disposal of property and equipment	687	-	687	-
Miscellaneous income*	17,778	12,642	8,635	12,620
	70,282	54,321	61,138	54,299

* Miscellaneous income relates to income from hire of promotional space and tender fee deposits.

	GROUP		COMPANY	
	2017 Ksh. '000	2016 Ksh '000	2017 Ksh '000	2016 Ksh '000
9. CLAIMS INCURRED				
Claims paid	7,689,076	6,651,909	7,252,568	6,525,877
Changes in the provision for outstanding claims	206,588	364,260	92,890	364,260
Increase/ (decrease) in actuarial liability	215,022	(2,435)	215,022	(2,435)
Gross claims incurred	8,110,686	7,013,734	7,560,480	6,887,702
Less: Amounts recoverable from retrocessionaires	(512,144)	(333,216)	(512,144)	(333,216)
Net claims incurred	7,598,542	6,680,518	7,048,336	6,554,487

KENYA REINSURANCE CORPORATION LIMITED

NOTES TO THE FINANCIAL STATEMENTS (continued)

FOR THE YEAR ENDED 31 DECEMBER 2017

	GROUP		COMPANY	
	2017	2016	2017	2016
10 (a). CEDANT ACQUISITION COSTS	Ksh. '000	Ksh. '000	Ksh. '000	Ksh. '000
Super annuation	458,689	312,000	457,705	311,470
Ordinary life	53,529	145,175	53,529	145,175
Motor	76,102	57,083	66,956	55,306
Fire	1,213,788	1,120,848	1,101,221	1,046,590
Theft	205,929	180,445	197,711	175,035
Personal accident	141,353	205,159	125,714	192,500
Engineering	261,318	236,527	241,647	219,579
Marine	182,473	180,039	164,383	165,299
Medical	834,669	829,165	834,669	829,165
Other	500,850	368,815	486,431	361,054
	3,928,700	3,635,256	3,729,966	3,501,173

KENYA REINSURANCE CORPORATION LIMITED
 NOTES TO THE FINANCIAL STATEMENTS (continued)
 FOR THE YEAR ENDED 31 DECEMBER 2017

10 (b). OPERATING AND OTHER EXPENSES	GROUP		COMPANY	
	2017 Ksh. '000	2016 Ksh. '000	2017 Ksh. '000	2016 Ksh. '000
Staff costs	650,968	641,842	599,116	598,646
Depreciation (note 15)	39,505	31,553	33,742	31,041
Amortisation (note 16)	45,356	39,940	45,356	39,940
Auditors' remuneration	8,825	7,623	7,351	6,534
Directors' – emoluments	14,125	15,967	14,125	15,967
Directors' – fees	13,217	5,443	13,217	5,443
Directors' – training	8,282		8,282	
Mortgages provisions	5,137	10,758	5,137	10,758
Rent provisions	-	5,674	-	5,674
Annual General Meeting expenses	23,782	14,728	23,782	14,728
Investment property direct operating expenses	201,766	200,197	201,766	200,197
Travel and accommodation	116,457	140,495	110,588	135,477
Advertisement	20,846	29,007	20,847	25,686
Professional and consultancy fees	186,182	70,758	186,056	70,525
Rent and rates	8,904	9,298	7,825	8,287
Hardware and software maintenance	50,977	28,784	50,490	28,770
Donations, sponsorship and CSR activities	6,671	32,780	6,304	32,780
Bank charges	11,653	14,975	10,900	14,495
Taxation expenses in subsidiaries	5,872	1,517	-	-
Forex losses	105,307	380,579	126,498	306,138
Provision for un-reconciled Inventory	33,084	-	32,024	-
Other expenses	152,120	150,442	133,972	122,991
	1,709,036	1,832,360	1,637,378	1,674,077
Staff costs consist of:				
Salaries and wages	444,944	370,159	403,646	342,363
Retirement benefit costs (note 21)	2,678	17,031	2,678	17,031
Medical expenses	29,173	30,130	29,119	28,077
Leave allowance	33,263	29,265	31,540	27,346
National social security benefit costs	2,357	526	353	293
Gratuity accrual	1,274	15,978	605	9,769
Bonus	57,863	88,423	57,616	88,105
Staff welfare expenses	18,134	19,429	14,623	16,289
Training and recruitment	27,801	44,329	26,751	43,886
Leave pay provision	2,861	(994)	1,565	(1,028)
Pension contributions to defined contribution scheme	30,620	27,566	30,620	26,515
	650,968	641,842	599,116	598,646
Other expenses consist of:				
Motor vehicle running expenses	6,459	4,548	5,941	4,302
General office expenses	35,820	27,588	28,890	21,000
Marketing expenses	33,990	43,282	28,633	33,523
Corporate and other sundry expenses	75,851	75,024	70,508	64,166
	152,120	150,442	133,972	122,991

KENYA REINSURANCE CORPORATION LIMITED
 NOTES TO THE FINANCIAL STATEMENTS (continued)
 FOR THE YEAR ENDED 31 DECEMBER 2017

11. TAX

	GROUP		COMPANY	
	2017	2016	2017	2016
(a) Tax charge	Ksh. '000	Ksh. '000	Ksh. '000	Ksh. '000
Current tax on the taxable profit for the year	944,425	909,472	944,425	909,472
Prior year under provision	(5,443)	22,690	(5,443)	22,690
	<u>938,982</u>	<u>932,162</u>	<u>938,982</u>	<u>932,162</u>
Deferred tax charge (note 37)				
- Current year	39,924	(1,360)	39,924	(1,360)
- Prior year over provision	2,305	-	2,305	-
	<u>981,211</u>	<u>930,802</u>	<u>981,211</u>	<u>930,802</u>
(b) The Group's current tax charge is computed in accordance with income tax rules applicable to composite insurance and reinsurance companies. A reconciliation of the tax charge is shown below:				
	GROUP		COMPANY	
	2017	2016	2017	2016
	Ksh. '000	Ksh. '000	Ksh. '000	Ksh. '000
Profit before tax	<u>4,538,414</u>	<u>4,218,086</u>	<u>4,728,365</u>	<u>4,309,404</u>
Tax applicable	1,361,524	1,265,426	1,418,510	1,292,821
Tax effects of non-taxable income	(511,139)	(463,441)	(551,387)	(463,441)
Tax effect of non-deductible expenses	133,964	106,127	117,226	78,732
Prior year under/(over) provision- current tax	(5,443)	22,690	(5,443)	22,690
Prior year over provision- deferred tax	2,305	-	2,305	-
	<u>981,211</u>	<u>930,802</u>	<u>981,211</u>	<u>930,802</u>
Attributable to:				
Long-term business	217,054	263,485	217,054	263,485
Short-term business	764,157	667,317	764,157	667,317
	<u>981,211</u>	<u>930,802</u>	<u>981,211</u>	<u>930,802</u>
(c) Tax (recoverable) / payable				
At 1 st January	182,344	(44,435)	213,362	(47,235)
Charge for the year	938,982	932,162	938,982	932,162
Paid in the year	(1,248,195)	(705,383)	(1,248,194)	(671,565)
At 31st December	<u>(126,869)</u>	<u>182,344</u>	<u>(95,850)</u>	<u>213,362</u>

KENYA REINSURANCE CORPORATION LIMITED
NOTES TO THE FINANCIAL STATEMENTS (continued)
FOR THE YEAR ENDED 31 DECEMBER 2017

12. EARNINGS PER SHARE (EPS)

Earnings per share is calculated by dividing the profit for the year by the weighted average number of ordinary shares in issue during the year.

	GROUP		COMPANY	
	2017	2016	2017	2016
	Ksh. '000	Ksh. '000	Ksh. '000	Ksh. '000
Profit attributable to shareholders	3,577,340	3,287,284	3,767,291	3,378,602
Weighted average number of ordinary shares in issue	699,949	699,949	699,949	699,949
Basic and diluted earnings per share	5.11	4.70	5.38	4.82

There were no potentially dilutive shares outstanding at 31st December 2017 and 2016. The diluted earnings per share is, therefore, the same as the basic earnings per share.

13. SHARE CAPITAL

	2017		2016	
	Ksh. '000		Ksh. '000	
(i) Authorized: share capital				
800,000,000 ordinary shares of Ksh. 2.50 each			2,000,000	2,000,000
(ii) Issued and fully paid				
At 31 st December		Number of shares	2017 Ksh. '000	2016 Ksh. '000
		699,949,068	1,749,873	1,749,873

14. RESERVES

Revaluation reserve

The revaluation reserve relates to property and equipment. The reserve is non-distributable.

The revaluation surplus represents the surplus on the revaluation of property and equipment, net of deferred tax. Movements in the revaluation reserve are shown in the statement of changes in equity.

Fair value reserve

The fair value reserve includes the cumulative change in the fair value of available-for-sale investments until the investment is derecognised.

Translation reserve

The translation reserve relates to cumulative foreign exchange movement on the net investment in PTA Re, an associate company accounted for under the equity method and cumulative foreign exchange movement on the subsidiaries.

Statutory reserve

The statutory reserve represents actuarial surpluses from the long-term business whose distribution is subject to restrictions imposed by the Kenyan Insurance Act. The Act restricts the amounts of surpluses of the long-term business available for distribution to shareholders to 30% of the accumulated profits of the long-term business.

Retained earnings

The retained earnings balance represents the amounts available for distribution to the shareholders of the Group, except for cumulative fair value gains on the Group's investment properties amounting to Ksh. 6,686,905,000 (2016: Ksh. 6,014,828,000) whose distribution is subject to restrictions imposed by legislation.

KENYA REINSURANCE CORPORATION LIMITED
 NOTES TO THE FINANCIAL STATEMENTS (continued)
 FOR THE YEAR ENDED 31 DECEMBER 2017

15. PROPERTY AND EQUIPMENT

GROUP	Motor Vehicles Ksh. '000	Computers Ksh. '000	Furniture and equipment Ksh. '000	Capital W.I.P Ksh. '000	Total Ksh. '000
31 st DECEMBER 2017					
COST / VALUATION					
At 1 st January 2017	33,072	99,549	106,511	557	239,689
Additions	10,815	9,932	9,293		30,040
Transfers from W.I.P	-	-	70	(70)	-
Disposal	(3,765)	-	-	-	(3,765)
At 31 st December 2017	<u>40,122</u>	<u>109,481</u>	<u>115,874</u>	<u>487</u>	<u>265,964</u>
DEPRECIATION					
At 1 st January 2017	14,797	71,702	66,517	-	153,016
Charge for the year	8,663	15,892	14,950	-	39,505
Disposal	(3,687)	-	-	-	(3,687)
Exchange difference adjustment	-	-	571	-	571
At 31 st December 2017	<u>19,773</u>	<u>87,594</u>	<u>82,038</u>	<u>-</u>	<u>189,405</u>
NET CARRYING AMOUNT					
At 31 st December 2017	<u>20,349</u>	<u>21,887</u>	<u>33,836</u>	<u>487</u>	<u>76,559</u>
31 st DECEMBER 2016					
COST / VALUATION					
At 1 January 2016	13,256	81,332	94,883	550	190,021
Additions	19,896	17,714	11,697	557	49,864
Transfers	-	540	10	(550)	-
Exchange difference adjustment	(80)	(37)	(79)	-	(196)
At 31 st December 2016	<u>33,072</u>	<u>99,549</u>	<u>106,511</u>	<u>557</u>	<u>239,689</u>
DEPRECIATION					
At 1 st January 2016	10,366	56,080	54,887	-	121,333
Charge for the year	4,351	15,605	11,597	-	31,553
Exchange difference adjustment	80	17	33	-	130
At 31 st December 2016	<u>14,797</u>	<u>71,702</u>	<u>66,517</u>	<u>-</u>	<u>153,016</u>
NET CARRYING AMOUNT					
At 31 st December 2016	<u>18,275</u>	<u>27,847</u>	<u>39,994</u>	<u>557</u>	<u>86,673</u>

Computers, furniture and equipment were last valued on 31st March 2011 by independent professional valuers, Gimco Limited. The basis of the revaluation was depreciated replacement cost. The net carrying amount of computers is the same for both cost and valuation. The Group's furniture and equipment would have been Ksh. 33,798,000 (2016: Ksh. 39,046,000) if they had not been revalued. As at 31st December 2017, the carrying value of computer, furniture and equipment did not differ significantly from its fair value.

KENYA REINSURANCE CORPORATION LIMITED
 NOTES TO THE FINANCIAL STATEMENTS (continued)
 FOR THE YEAR ENDED 31 DECEMBER 2017

15. PROPERTY AND EQUIPMENT (continued)

COMPANY	Motor Vehicles Ksh. '000	Computers Ksh. '000	Furniture and equipment Ksh. '000	Capital W.I.P Ksh. '000	Total Ksh. '000
31 st DECEMBER 2017					
COST / VALUATION					
At 1 st January 2017	30,568	97,791	100,637	48	229,044
Additions	-	9,181	1,723	12	10,916
Transfers from WIP			23	(23)	-
Disposals	(3,765)	-	-	-	(3,765)
At 31 st December 2017	26,803	106,972	102,383	37	236,195
DEPRECIATION					
At 1 st January 2017	12,293	70,988	65,897	-	149,178
Charge for the year	5,959	15,367	12,416	-	33,742
Disposal	(3,687)	-	-	-	(3,687)
At 31 st December 2017	14,565	86,355	78,313	-	179,233
NET CARRYING AMOUNT					
At 31 st December 2017	12,238	20,617	24,070	37	56,962
COST / VALUATION					
At 1 st January 2016	10,988	80,871	92,670	53	184,582
Additions	19,580	16,867	7,967	48	44,462
Transfers from W.I.P	-	53	-	(53)	-
At 31 st December 2016	30,568	97,791	100,637	48	229,044
DEPRECIATION					
At 1 st January 2016	8,098	55,842	54,197	-	118,137
Charge for the year	4,195	15,146	11,700	-	31,041
At 31 st December 2016	12,293	70,988	65,897	-	149,178
NET CARRYING AMOUNT					
At 31 st December 2016	18,275	26,803	34,740	48	79,866

Computers, furniture and equipment were last valued on 31st March 2011 by independent professional valuers, Gimco Limited. The basis of the revaluation was depreciated replacement cost.

The net carrying amount of computers is the same for both cost and valuation. The Group's furniture and equipment would have been Ksh. 24,032,000 (2016: Ksh. 33,792,000) if they had not been revalued. Management believes that the carrying amounts of property and equipment approximate their fair values.

KENYA REINSURANCE CORPORATION LIMITED
 NOTES TO THE FINANCIAL STATEMENTS (continued)
 FOR THE YEAR ENDED 31 DECEMBER 2017

16. INTANGIBLE ASSETS - GROUP and COMPANY

	Intangible assets Ksh. '000	Capital WIP Ksh. '000	Total Ksh. '000
31st DECEMBER 2017			
COST			
At 1 st January 2017	218,445	214,346	432,791
Additions	41,939	210,681	252,620
At 31 st December 2017	<u>260,384</u>	<u>425,027</u>	<u>685,411</u>
AMORTISATION			
At 1 st January 2017	103,933	-	103,933
Charge for the year	45,356	-	45,356
At 31 st December 2017	<u>149,289</u>	<u>-</u>	<u>149,289</u>
NET CARRYING AMOUNT			
At 31 st December 2017	<u>111,095</u>	<u>425,027</u>	<u>536,122</u>
31st DECEMBER 2016			
COST			
At 1 st January 2016	187,412	-	187,412
Additions	-	245,379	245,379
Transfers	31,033	(31,033)	-
At 31 st December 2016	<u>218,445</u>	<u>214,346</u>	<u>432,791</u>
AMORTISATION			
At 1 st January 2016	63,993	-	63,993
Charge for the year	39,940	-	39,940
At 31 st December 2016	<u>103,933</u>	<u>-</u>	<u>103,933</u>
NET CARRYING AMOUNT			
At 31 st December 2016	<u>114,512</u>	<u>214,346</u>	<u>328,858</u>

Capital Work-In-Progress relate to costs incurred to-date towards acquisition of a new reinsurance system.

KENYA REINSURANCE CORPORATION LIMITED
 NOTES TO THE FINANCIAL STATEMENTS (continued)
 FOR THE YEAR ENDED 31 DECEMBER 2017

17. MORTGAGE LOANS

	GROUP		COMPANY	
	2017 Ksh. '000	2016 Ksh. '000	2017 Ksh. '000	2016 Ksh. '000
Staff mortgages	287,283	307,700	287,281	307,700
Commercial mortgages	507,059	530,497	507,059	530,497
	794,342	838,197	794,340	838,197
Less: impairment provision	<u>(135,917)</u>	<u>(130,780)</u>	<u>(135,917)</u>	<u>(130,780)</u>
	<u>658,425</u>	<u>707,417</u>	<u>658,423</u>	<u>707,417</u>
Maturity analysis				
Within 1 year	39,435	434	39,433	434
Within 1 to 5 years	33,461	4,153	33,461	4,153
Over 5 years	585,529	702,830	585,529	702,830
	<u>658,425</u>	<u>707,417</u>	<u>658,423</u>	<u>707,417</u>
Impairment provision analysis				
Balance brought forward	130,780	120,021	130,780	120,021
Additional provision	5,137	10,759	5,137	10,759
Balance carried forward	<u>135,917</u>	<u>130,780</u>	<u>135,917</u>	<u>130,780</u>

The weighted average effective interest rate on the mortgages was 10.402% (2016 – 10.891%).
 Mortgages loans are fully secured.

18. INVESTMENT PROPERTIES – GROUP AND COMPANY

	2017 Ksh. '000	2016 Ksh. '000
At fair value		
At 1 st January	8,903,000	8,025,000
Additions	46,923	64,487
Fair value gain	672,077	813,513
At 31 st December	<u>9,622,000</u>	<u>8,903,000</u>

- The revalued properties consist of office properties situated in Nairobi and Kisumu held to earn rentals and/or capital appreciation and land acquired for development of office buildings and housing projects for rental and/or capital appreciation.
- The valuation of investment properties was carried out by Caroline N. Nyororo - P/No. 0002566 of Ebony Estates Limited, professional independent valuers as at 31st December 2017.
- Fair value of the properties was determined using the open market value method. This means that valuations performed by the valuer are based on active market prices, significantly adjusted for differences in the nature, location or condition of the specific property.
- Valuations are performed on an annual basis and the fair value gains and losses are recorded within the profit or loss.

KENYA REINSURANCE CORPORATION LIMITED
NOTES TO THE FINANCIAL STATEMENTS (continued)
FOR THE YEAR ENDED 31 DECEMBER 2017

19. INVESTMENT IN ASSOCIATE – GROUP AND COMPANY

The group has a 19.13% interest in ZEP-Re (PTA Reinsurance) Company, a reinsurance company that underwrites all classes of life and non-life reinsurance risks. ZEP Re Limited is a private entity that is not listed on any public exchange. The Group's interest ZEP Re Limited is accounted for using the equity method in the both separate and consolidated financial statements.

	2017	2016
	Ksh. '000	Ksh. '000
At 1 st January	3,907,825	3,436,180
Share of profit for the year	504,069	361,159
Less: dividends* - received in cash	-	-
receipt of additional shares	(90,461)	(73,687)
	4,321,433	3,723,652
Share of revaluation reserve	11,522	2,431
Share of fair value reserve	19,113	(26,833)
Currency translation adjustment	(43,209)	102,440
Investment in the year - paid in cash	-	32,448
-capitalisation of dividends	90,461	73,687
	77,887	184,173
Net carrying amount of the investment	4,399,320	3,907,825

Summary financial information for ZEP-Re

The presentation and functional currency for ZEP-Re is US Dollars. The following exchange rates have been applied in converting the balances to Kenya shillings:

	2017	2016
	Ksh.	Ksh.
Closing rate	103.23	102.49
Average rate	103.41	101.50
Ownership	19.13%	18.97%

Summary financial information for ZEP-Re

	2017	2016
	Ksh. '000	Ksh '000
Total assets	37,940,123	33,026,074
Total liabilities	(14,943,153)	(12,741,494)
Net assets	22,996,970	20,284,580
Group's share of net assets of associate	4,399,320	3,731,699
Profit before tax	2,646,031	1,859,184
Tax*	-	-
Profit for the year	2,646,031	1,859,184
Group's share of profit for the year	504,069	361,159

* The associate company is exempt from all forms of taxation.

KENYA REINSURANCE CORPORATION LIMITED
NOTES TO THE FINANCIAL STATEMENTS (continued)
FOR THE YEAR ENDED 31 DECEMBER 2017

20. INVESTMENT IN SUBSIDIARIES -COMPANY

Details of the company's subsidiaries at the end of the reporting year are as follows:

	Proportion of ownership interest and voting power held at		Investment at cost:	
	2017	2016	2017 Ksh. '000	2016 Ksh '000
Kenya Reinsurance Corporation - Côte d'Ivoire	100%	100%	4,186	4,186
Kenya Reinsurance Corporation - Zambia	100%	100%	183,596	183,596
			187,782	187,782

The primary business of the two subsidiaries is reinsurance.

21. RETIREMENT BENEFIT OBLIGATION- GROUP and COMPANY

Defined benefit scheme

The Group operates a defined benefit pension plan for some of its employees. The Group's defined benefit pension plan is a final salary plan for its employees, which requires contributions to be made to a separately administered fund.

The Fund is registered under irrevocable trust with the Retirement Benefits Authority, which requires final salary payments to be adjusted for the consumer price index upon payment during retirement. The Retirement Benefits Act, 1997 and the Regulations under the Act require the Fund to maintain a funding level of 100%. Where the funding level is below 100%, such deficits are required to be amortised over a period not exceeding 6 years.

The level of benefits provided depends on the member's length of service and salary at retirement age. Scheme members' contributions are a fixed percentage of pensionable pay with the Corporation responsible for the balance of the cost of benefits accruing.

The Fund is managed by the Board of Trustees. The Board of Trustees is responsible for the overall operation and investments of the Fund. The Board of Trustees decides the investment portfolio mix based on the results of this annual review. Generally, it aims to have a portfolio mix of a variety of asset classes comprising quoted equities, government securities, property and shares.

The weighted average duration of the liability as at 31st December 2017 is 3.8 (2016: 3.9).

During the reading of the budget statement for 2016/2017 by the Cabinet Secretary, National Treasury, amendments to the Retirement Benefit Regulations now provide for an equal 50/50 sharing of surplus between members and the Fund sponsor upon wind up of a Fund.

Effective 30th September 2010, the Fund was closed to new entrants and to future accrual of benefits and a new defined contribution plan ('DC Plan') was established in respect of new entrants and existing in-service members who opted to join the new DC Plan. As part of the terms of closure of the Fund, active in-service members and pensioners (including deferred pensioners) were entitled to annual pension increases of 3% per annum. Further, for existing in-service members, members' pensionable salaries for the purpose of determining their retirement or earlier benefits will increase at the lower of the actual increase granted and 5% per annum.

KENYA REINSURANCE CORPORATION LIMITED
 NOTES TO THE FINANCIAL STATEMENTS (continued)
 FOR THE YEAR ENDED 31 DECEMBER 2017

21. RETIREMENT BENEFIT OBLIGATION- GROUP and COMPANY (continued)

The major categories of plan assets of the fair value of the total plan assets are, as follows:

Asset Class	2017		2016	
	Amount Ksh. '000	Proportion %	Amount Ksh. '000	Proportion %
Quoted equities	124,297	18.9	94,585	15.3
Fixed deposits, commercial papers and government bonds	316,129	48.2	284,909	46.2
Employer contribution	-	-	-	-
Net current assets	60,695	9.3	82,443	13.4
Properties and other fixed assets	155,000	23.6	155,000	25.1
Total	656,121	100	616,937	100

Sensitivity of the Scheme:

The scheme is more sensitive to changes in the financial assumptions than changes in the demographic assumptions. In assessing sensitivity analysis of the scheme to the discount rate used, the duration of the liability was considered. The results of the sensitivity analysis are summarized in the table below:

	Current Discount Rate (14% per annum)	Discount Rate less 1% (13% per annum)
Present Value of Obligation at 31 st December 2017	Ksh. 681.3 million	Ksh. 602.6 million

As the bulk of the benefits payable under the Fund are salary related, the sensitivity of the liability to a change in the salary escalation assumption is not expected to be materially different. However, the impact of a change in salary escalation is expected to be less than the impact of a change in the discount rate, as a portion of the liabilities would not be affected by a change in the salary escalation rate.

GROUP AND COMPANY

The actuarial valuation results were as follows:

	2017 Ksh. '000	2016 Ksh. '000
Present value of funded obligations	(681,347)	(602,603)
Fair value of scheme assets	656,121	616,937
Net asset in the statement of financial position	(25,226)	14,334
Movement in present value of funded obligation:		
As at 1 st January	602,603	511,258
Current service costs	4,435	5,305
Interest cost	85,893	70,296
Actuarial (gain)/loss	13,322	39,334
Benefits payment	(24,906)	(23,590)
At 31st December	681,347	602,603

KENYA REINSURANCE CORPORATION LIMITED
 NOTES TO THE FINANCIAL STATEMENTS (continued)
 FOR THE YEAR ENDED 31 DECEMBER 2017

21. RETIREMENT BENEFIT OBLIGATION (continued)

Defined benefit scheme (continued)

	GROUP		COMPANY	
	2017 Ksh. '000	2016 Ksh. '000	2017 Ksh. '000	2016 Ksh. '000
Movement in fair value of plan assets				
As at 1 st January	616,937	430,153	616,937	430,153
Interest income on plan assets	87,650	58,570	87,650	58,570
Return on plan assets (excluding amount in interest income)	(23,560)	151,804	(23,560)	151,804
Benefits and expenses paid	(24,906)	(23,590)	(24,906)	(23,590)
At 31 st December	656,121	616,937	656,121	616,937
Movement in net assets				
As at 1 st January	14,334	(81,105)	14,334	(81,105)
Net expense recognised in profit or loss	(2,678)	(17,031)	(2,678)	(17,031)
Net (charge)/credit recognised in other comprehensive income	(36,882)	112,470	(36,882)	112,470
At 31 st December	(25,226)	14,334	(25,226)	14,334
Amount recognised in profit or loss:				
Current service cost net of employees' contributions	4,435	5,305	4,435	5,305
Net interest on obligation and plan assets	(1,757)	11,726	(1,757)	11,726
Total included in "staff costs" in respect of scheme	2,678	17,031	2,678	17,031
Amount recognised in other comprehensive income:				
Actuarial gains	13,322	39,334	13,322	39,334
Return on plan assets (excluding amount in interest income)	23,560	(151,804)	23,560	(151,804)
Total (credit) / charge to other comprehensive income	36,882	(112,470)	36,882	(112,470)
Actuarial assumptions				
Discount rate (% p.a.)		14.5%		14.5%
Future salary increases (% p.a.)		5%		5%
Future pension increases (% p.a.)		3%		3%
Retirement age (years)		55		55

KENYA REINSURANCE CORPORATION LIMITED
NOTES TO THE FINANCIAL STATEMENTS (continued)
FOR THE YEAR ENDED 31 DECEMBER 2017

21. RETIREMENT BENEFIT OBLIGATION (continued)

Defined contribution scheme

The Company also makes contributions to a statutory provident fund, the National Social Security Fund (NSSF). Contributions are determined by local statute. For the year ended 31st December 2017, the Group contributed Ksh. 30,620,000 (2016 – Ksh. 27,559,000) to the defined contribution pension scheme and Ksh. 2,357,000 (2016 – Ksh. 1,137,000) for NSSF, which has been charged to the statement of profit or loss. The Company contributed Ksh. 30,620,000 (2016 – Ksh. 23,234,000) to the defined contribution pension scheme and Ksh. 353,000 (2016 – Ksh. 265,000) to the NSSF.

22. UNQUOTED EQUITY INSTRUMENTS – AVAILABLE FOR SALE

	GROUP		COMPANY	
	2017 Ksh. '000	2016 Ksh. '000	2017 Ksh. '000	2016 Ksh. '000
At cost				
At 1st January	202,231	202,231	202,231	202,231
Addition	-	-	-	-
At 31st December	<u>202,231</u>	<u>202,231</u>	<u>202,231</u>	<u>202,231</u>
	Share holding			
Industrial Development Bank	3.5%	24,474	24,474	24,474
Africa Reinsurance Limited	0.2%	35,491	35,491	35,491
African Trade Insurance Agency	0.6%	87,506	87,506	87,506
Uganda Reinsurance Company Limited	11.5%	54,760	54,760	54,760
Gross investment		<u>202,231</u>	<u>202,231</u>	<u>202,231</u>

The above unquoted instruments relate to investments in the financial markets, notably the banking and insurance sectors. The unquoted equities are not actively traded and management does not intend to dispose them in the immediate future.

The fair value measurement of the above unquoted equity instruments have not been disclosed. The carrying amounts of the above financial instruments amounting to Ksh. 202 million (2016: Ksh. 202 million) may therefore differ from their fair values. The valuation has not been done by management because the significant inputs that would be used by management for the valuation are not based on observable market data neither does management hold any recent price quotations of all of the above investments. Management would therefore be required to make significant judgements and assumptions, which may or may not result in correct fair value measurements.

The instruments have therefore been stated at cost less any impairment loss in the year.

KENYA REINSURANCE CORPORATION LIMITED
NOTES TO THE FINANCIAL STATEMENTS (continued)
FOR THE YEAR ENDED 31 DECEMBER 2017

23. CORPORATE BONDS

	GROUP		COMPANY	
	2017 Ksh. '000	2016 Ksh. '000	2017 Ksh. '000	2016 Ksh. '000
At 1 st January	487,923	494,146	487,923	494,146
Purchases during the year	-	-	-	-
Redemptions during the year	(5,925)	(5,925)	(5,925)	(5,925)
Increase in interest accrued	698	(299)	698	(299)
	482,696	487,923	482,696	487,923

	Maturity	GROUP		COMPANY	
		2017 Ksh. '000	2016 Ksh. '000	2017 Ksh. '000	2016 Ksh. '000
Made up as below:					
KENGEN Limited	31-Oct-19	12,412	18,122	12,412	18,122
Consolidated Bank of Kenya Limited	24-Jul-19	105,751	105,679	105,751	105,679
NIC Bank	09-Sep-19	208,104	207,830	208,104	207,830
Centum	08-Jun-20	81,087	81,029	81,087	81,029
Commercial Bank of Kenya Ltd	14-Dec-20	75,342	75,263	75,342	75,263
		482,696	487,923	482,696	487,923

The average effective interest rate on the corporate bonds at 31st December 2017 was 12.41 % (2016: 11.74%).

24. RECEIVABLES ARISING OUT OF REINSURANCE ARRANGEMENTS

	GROUP		COMPANY	
	2017 Ksh. '000	2016 Ksh. '000	2017 Ksh. '000	2016 Ksh. '000
Local companies	1,707,555	885,089	1,707,555	885,089
International companies	4,082,918	3,907,863	3,537,650	3,541,473
Less: impairment provision	(1,475,095)	(1,210,885)	(1,257,110)	(1,074,945)
	4,315,378	3,582,067	3,988,095	3,351,617

The movement in provisions is as below:

Balance brought forward	(1,210,885)	(640,846)	(1,074,945)	(640,846)
Write offs	-	-	-	-
Additional provision	(264,210)	(570,039)	(182,165)	(434,099)
Balance carried forward	(1,475,095)	(1,210,885)	(1,257,110)	(1,074,945)

25. PREMIUM AND LOSS RESERVES

International companies	999,250	935,948	821,491	811,533
Local companies	51,698	56,946	51,698	56,946
Provision for impaired balances	(743,992)	(613,297)	(688,769)	(591,596)
	306,956	379,597	184,420	276,883

KENYA REINSURANCE CORPORATION LIMITED
 NOTES TO THE FINANCIAL STATEMENTS (continued)
 FOR THE YEAR ENDED 31 DECEMBER 2017

25. PREMIUM AND LOSS RESERVES (continued)

The movement in provisions is as below:

	GROUP		COMPANY	
	2017	2016	2017	2016
	Ksh. '000	Ksh. '000	Ksh. '000	Ksh. '000
At 1 st January	(613,297)	(518,318)	(591,596)	(518,318)
Additional provision	(130,695)	(94,979)	(97,173)	(73,278)
At 31 st December	<u>(743,992)</u>	<u>(613,297)</u>	<u>(688,769)</u>	<u>(591,596)</u>

Reconciliation of provisions in the Statement of Profit or Loss is as below:

	GROUP		COMPANY	
	2017	2016	2017	2016
	Ksh. '000	Ksh. '000	Ksh. '000	Ksh. '000
Provision on receivables arising out of reinsurance arrangements (note 25)	(264,210)	(570,039)	(182,165)	(434,099)
Provision on premium and loss reserves	(130,695)	(94,979)	(97,173)	(73,278)
At 31 st December	<u>(394,905)</u>	<u>(665,018)</u>	<u>(279,338)</u>	<u>(507,377)</u>

26. OTHER RECEIVABLES

	GROUP		COMPANY	
	2017	2016	2017	2016
	Ksh. '000	Ksh. '000	Ksh. '000	Ksh. '000
Staff advances	77,955	45,304	59,898	44,552
Prepayments	13,546	6,359	13,265	6,080
Rental receivables	111,235	132,069	111,235	132,069
Dividends receivable	2,479	1,902	2,479	1,902
Other receivables	43,413	422	42,041	130
	<u>248,628</u>	<u>186,056</u>	<u>228,918</u>	<u>184,733</u>

Other trade receivables are non-interest bearing and generally on terms of 30 to 120 days

27. QUOTED EQUITY INSTRUMENTS - AVAILABLE FOR SALE

GROUP and COMPANY	2017	2016
	Ksh. '000	Ksh. '000
At 1 st January	2,066,252	2,553,572
Fair value gain/ (loss)	315,208	(535,438)
Purchases during the year	-	355,602
Disposal during the year	(273,605)	(307,484)
	<u>2,107,855</u>	<u>2,066,252</u>

KENYA REINSURANCE CORPORATION LIMITED
NOTES TO THE FINANCIAL STATEMENTS (continued)
FOR THE YEAR ENDED 31 DECEMBER 2017

28. GOVERNMENT SECURITIES- GROUP and COMPANY

	2017	2016
	Ksh. '000	Ksh. '000
At 1 st January	11,721,276	9,186,522
Purchases during the year	5,401,776	2,898,870
Maturities during the year	(2,742,948)	(396,337)
Amortisation charge for the period- Held to maturity	6,853	4,205
Fair value gain/ (loss) on available-for-sale government securities	47,323	(6,952)
Increase in Interest accrued	128,560	34,968
	<u>14,562,840</u>	<u>11,721,276</u>
Maturing:		
- Within 3 months	1,638,609	214,757
- Within 4 to 12 months	1,770,356	1,222,077
- Within 1 to 5 years	3,149,428	1,753,500
- Over 5 years	8,004,447	8,530,942
At 31 st December	<u>14,562,840</u>	<u>11,721,276</u>

Treasury bonds amounting to Ksh. 2,319,550,000 (2016; Ksh. 1,889,550,000) are held under lien by the Commissioner of Insurance as required by the Kenyan Insurance Act. The weighted average effective interest rate on the government securities was 10.89 % (2016 – 11.96%).

29. INVENTORY

	GROUP		COMPANY	
	2017	2016	2017	2016
	Ksh. '000	Ksh. '000	Ksh. '000	Ksh. '000
As 31 st December	<u>19,897</u>	<u>43,968</u>	<u>19,897</u>	<u>42,908</u>

Inventories comprise stationery and repair materials.

30. DEFERRED ACQUISITION COSTS

	GROUP		COMPANY	
	2017	2016	2017	2016
	Ksh. '000	Ksh. '000	Ksh. '000	Ksh. '000
At 1 st January	1,303,254	1,223,150	1,240,471	1,183,769
Deferred during the year	1,408,301	1,303,254	1,318,322	1,240,471
Released to the statement of profit or loss	(1,303,254)	(1,223,150)	(1,240,471)	(1,183,769)
At 31 st December	<u>1,408,301</u>	<u>1,303,254</u>	<u>1,318,322</u>	<u>1,240,471</u>

Deferred acquisition costs have been estimated at 40% of cedant costs incurred.

KENYA REINSURANCE CORPORATION LIMITED
 NOTES TO THE FINANCIAL STATEMENTS (continued)
 FOR THE YEAR ENDED 31 DECEMBER 2017

31. NON CURRENT ASSETS HELD FOR SALE

	GROUP		COMPANY	
	2017 Ksh. '000	2016 Ksh. '000	2017 Ksh. '000	2016 Ksh. '000
At 1 st January	28,098	28,098	28,098	28,098
Disposal during the year	(5,098)	-	(5,098)	-
At 31 st December	<u>23,000</u>	<u>28,098</u>	<u>23,000</u>	<u>28,098</u>

The non-current assets held for sale represent land which the Company intends to dispose within the next 12 months. The assets have remained in this category for two years due to the nature of these assets. The period it takes to complete such sale and the search for a willing buyer can be a lengthy process. The period of sale has therefore been extended beyond one year.

32. DEPOSITS WITH FINANCIAL INSTITUTIONS

	GROUP		COMPANY	
	2017 Ksh. '000	2016 Ksh. '000	2017 Ksh. '000	2016 Ksh. '000
Loans and receivables	<u>3,408,386</u>	<u>4,196,935</u>	<u>3,092,508</u>	<u>3,951,416</u>

The weighted average effective interest rate on deposits with financial institutions was 8.02% (2016– 11.80%).

33. CASH AND CASH EQUIVALENTS

	GROUP		COMPANY	
	2017 Ksh. '000	2016 Ksh. '000	2017 Ksh. '000	2016 Ksh. '000
Cash and bank balances	<u>227,204</u>	<u>348,546</u>	<u>153,247</u>	<u>305,933</u>

For the purpose of the statement of cash flows, cash and cash equivalents comprise the following:

	GROUP		COMPANY	
	2017 Ksh. '000	2016 Ksh. '000	2017 Ksh. '000	2016 Ksh. '000
Short-term bank deposits	3,408,386	4,196,935	3,092,508	3,951,416
Cash and bank balances	227,204	348,546	153,247	305,933
	<u>3,635,590</u>	<u>4,545,481</u>	<u>3,245,755</u>	<u>4,257,349</u>

KENYA REINSURANCE CORPORATION LIMITED
NOTES TO THE FINANCIAL STATEMENTS (continued)
FOR THE YEAR ENDED 31 DECEMBER 2017

34. LONG-TERM REINSURANCE LIABILITIES- GROUP and COMPANY

The long-term reinsurance liabilities, which comprise Ordinary Life Fund and Superannuation Fund, were established in respect of the Company's long-term business as required under Section 45 of the Kenyan Insurance Act. Income arising from the investment of the assets of the statutory funds is credited to and forms part of these funds. Transfers from the statutory funds to the profit or loss are done upon the recommendation of the Actuary. The latest actuarial valuation of the life fund was carried out by Zamara Actuaries, Administrators & Consultants Limited, consulting actuaries as at 31st December 2017 and according to the valuation, the fund had a surplus of Ksh. 5,608 million (2016; Ksh. 5,001 million).

Reconciliation of statutory fund to the actuarial surplus

The actuarial surplus resulting from the actuarial valuation carried out by the Consulting Actuaries as at 31st December 2017 is summarised as follows:

	2017	2016
	Ksh. '000	Ksh. '000
Life fund	8,000,776	7,178,471
Less: actuarial value of policy holder liabilities	<u>(2,392,423)</u>	<u>(2,177,401)</u>
Actuarial surplus	5,608,353	5,001,070
Less deferred tax liability (note 37)	<u>(1,668,862)</u>	<u>(1,498,938)</u>
Statutory reserve	<u>3,939,491</u>	<u>3,502,132</u>

The movement in the actuarial value of policyholder liabilities is as follows:

	2017	2016
	Ksh. '000	Ksh. '000
As at 1 st January	2,177,401	2,179,836
Movement in liabilities	215,022	(2,435)
	<u>2,392,423</u>	<u>2,177,401</u>

Valuation assumptions

The significant valuation assumptions for the actuarial valuation as at 31st December 2017 are summarised below. The same assumptions were used in 2016.

i. Actuarial basis and method of valuation

The Company underwrites both treaty and mandatory cessions business. Compulsory cessions ordinary life business is written on a risk premium basis. Accordingly, this business can be viewed as a series of one year renewable term assurances reinsured on guaranteed risk premium rates and valued as such. Therefore, the actuarial reserves have been established as a proportion of gross annual premiums written. Each type or class of ordinary life business has been valued as a different percentage of annual office premiums written.

The actuary has established actuarial reserves of 95% of the gross annual premiums written for all types of compulsory cessions ordinary life business at the valuation date.

Treaty business and Company life business actuarial reserves has been established to 95% of the annual premiums at the valuation date. For supplementary benefits, the actuarial reserve has been established to equal to 100% of annual premiums at the valuation date.

In addition to establishing actuarial reserves for ordinary life business, Company life business and supplementary benefits additional actuarial reserves namely AIDS reserve, claims equalisation reserve and contingency reserve have been established.

ii. Investment returns

The rate of return on the life fund assets in 2017 was 4.1% per annum (2016 – 9.7% per annum).

KENYA REINSURANCE CORPORATION LIMITED
 NOTES TO THE FINANCIAL STATEMENTS (continued)
 FOR THE YEAR ENDED 31 DECEMBER 2017

35. SHORT-TERM INSURANCE CONTRACT LIABILITIES

GROUP

YEAR 2017	Gross Ksh. '000	Reinsurance Ksh. '000	Net Ksh. '000
As at 1 st January 2017	5,819,354	(288,804)	5,530,550
Movement	160,966	45,622	206,588
As at 31 st December 2017	5,980,320	(243,182)	5,737,138
YEAR 2016	Gross Ksh. '000	Reinsurance Ksh. '000	Net Ksh. '000
As at 1 st January 2016	5,718,429	(552,139)	5,166,290
Movement	100,925	263,335	364,260
As at 31 st December 2016	5,819,354	(288,804)	5,530,550

COMPANY

YEAR 2017	Gross Ksh. '000	Reinsurance Ksh. '000	Net Ksh. '000
As at 1 st Jan 2017	5,730,341	(288,804)	5,441,537
Movement	(175,638)	53,506	(122,132)
As at 31 st Dec 2017	5,554,703	(235,298)	5,319,405
YEAR 2016	Gross Ksh. '000	Reinsurance Ksh. '000	Net Ksh. '000
As at 1 st Jan 2016	5,629,416	(552,139)	5,077,277
Movement	100,925	263,335	364,260
As at 31 st Dec 2016	5,730,341	(288,804)	5,441,537

The Chain Ladder method and the Bornhuetter Ferguson method were used to project the claim reserves. Gross paid claims were used for all projections. The net IBNR was then calculated using historical reinsurance recoveries over the last three years.

KENYA REINSURANCE CORPORATION LIMITED
NOTES TO THE FINANCIAL STATEMENTS (continued)
FOR THE YEAR ENDED 31 DECEMBER 2017

35. SHORT-TERM INSURANCE CONTRACT LIABILITIES (continued)

The claims development for the above insurance liabilities is shown below:

Claims development

GROUP

Accident year	2013	2014	2015	2016	2017	Total
	Ksh. '000	Ksh. '000	Ksh. '000	Ksh. '000	Ksh. '000	Ksh. '000
Estimate of ultimate claims costs:						
At end of accident year	4,497,474	2,145,215	2,646,722	3,012,228	6,869,702	19,171,341
One year later	4,800,334	1,914,298	2,334,330	2,446,494	-	11,495,456
Two years later	1,141,326	369,261	1,046,221	-	-	2,556,808
Three years later	350,054	339,383	-	-	-	689,437
Four years onwards	<u>829,954</u>	-	-	-	-	<u>829,954</u>
Current estimate of cumulative claims	11,619,142	4,768,157	6,027,273	5,458,722	6,869,702	34,742,996
Less: cumulative payments to date	(11,185,157)	(4,513,719)	(5,593,543)	(4,603,894)	(3,109,545)	(29,005,858)
Total gross claims liability included in the statement of financial position	<u>433,985</u>	<u>254,438</u>	<u>433,730</u>	<u>854,828</u>	<u>3,760,157</u>	<u>5,737,138</u>

COMPANY

Accident year	2013	2014	2015	2016	2017	Total
	Ksh. '000	Ksh. '000	Ksh. '000	Ksh. '000	Ksh. '000	Ksh. '000
Estimate of ultimate claims costs:						
At end of accident year	2,145,215	2,646,722	2,012,228	2,866,438	5,866,425	15,537,028
One year later	1,914,299	2,334,330	2,357,480	1,670,954	-	8,277,063
Two years later	369,261	1,046,220	879,042	-	-	2,294,523
Three years later	339,383	678,908	-	-	-	1,018,291
Four years onwards	<u>200,506</u>	-	-	-	-	<u>200,506</u>
Current estimate of cumulative claims	4,968,664	6,706,180	5,248,750	4,537,392	5,866,425	27,327,411
Less: cumulative payments to date	(4,513,719)	(5,593,543)	(4,603,894)	(3,430,061)	(3,866,789)	(22,008,006)
Total gross claims liability included in the statement of financial position	<u>454,945</u>	<u>1,112,637</u>	<u>644,856</u>	<u>1,107,331</u>	<u>1,999,636</u>	<u>5,319,405</u>

KENYA REINSURANCE CORPORATION LIMITED
 NOTES TO THE FINANCIAL STATEMENTS (continued)
 FOR THE YEAR ENDED 31 DECEMBER 2017

36. PAYABLES ARISING OUT OF REINSURANCE ARRANGEMENTS

	GROUP		COMPANY	
	2017	2016	2017	2016
	Ksh. '000	Ksh. '000	Ksh '000	Ksh. '000
Local companies	154,274	128,980	154,274	128,980
International companies	516,213	431,577	326,402	285,127
	<u>670,487</u>	<u>560,557</u>	<u>480,676</u>	<u>414,107</u>

37. DEFERRED TAX LIABILITY

Deferred income taxes are calculated on all temporary differences under the liability method using the enacted tax rate of 30%.

The net deferred tax liability is attributable to the following items:

GROUP and COMPANY	2017	2016
	Ksh. '000	Ksh. '000
Excess depreciation over capital allowances	(73,570)	17,525
Leave pay provision	(2,077)	(8,492)
Defined benefit liability	2,678	5,986
Other provisions	(276,406)	(26,432)
Bad debts provisions	<u>(374,500)</u>	<u>(584,767)</u>
	(723,875)	(596,180)
Life fund actuarial surplus	1,668,862	1,498,938
Net deferred tax liability	<u>944,987</u>	<u>902,758</u>

The movement on the deferred tax account during the year was as follows:

At 1 st January	902,758	904,118
Charge for the year (note 11)	42,229	(1,360)
At 31 st December	<u>944,987</u>	<u>902,758</u>

KENYA REINSURANCE CORPORATION LIMITED
 NOTES TO THE FINANCIAL STATEMENTS (continued)
 FOR THE YEAR ENDED 31 DECEMBER 2017

38. OTHER PAYABLES

	GROUP		COMPANY	
	2017 Ksh. '000	2016 Ksh. '000	2017 Ksh. '000	2016 Ksh. '000
Purchasers deposits	4,774	5,879	4,774	5,879
Legal fees deposits	233	4,259	233	4,259
Rental deposits	135,879	117,937	135,879	117,937
Accrued leave pay	12,966	17,367	12,653	12,632
Accounts payable	312,414	233,990	293,811	229,072
Other creditors and accruals	177,115	114,268	164,657	109,681
	643,381	493,700	612,007	479,460

Other payables are non-interest bearing and have an average term of not more than one year.

39. UNEARNED PREMIUMS

	GROUP		COMPANY	
	2017 Ksh. '000	2016 Ksh. '000	2017 Ksh. '000	2016 Ksh. '000
At 1 st January	4,513,703	4,560,594	4,298,058	4,407,392
Transfer to Kenya Re Ivory coast	-	-	-	(218,668)
Increase/ (decrease) in the year	600,239	(46,891)	483,264	109,334
At 31st December	5,113,942	4,513,703	4,781,322	4,298,058

40. DIVIDENDS

The directors propose the payment of a first and final dividend of Ksh. 0.85 (2016; Ksh. 0.80) per share totalling to Ksh. 595 million in respect of the year ended 31st December 2017 (2016; Ksh. 560 million). The proposed dividends are subject to approval by shareholders at the Annual General Meeting and therefore the cash dividend has not been included as a liability in these financial statements.

The cash dividend is payable subject to, where applicable, deduction of withholding tax as required under the Kenyan Income Tax Act, Chapter 470, Laws of Kenya.

The movement in the dividend payable account is as follows:

	GROUP		COMPANY	
	2017 Ksh. '000	2016 Ksh. '000	2017 Ksh. '000	2016 Ksh. '000
At 1st January	-	-	-	-
Dividend declared	594,957	559,959	594,957	559,959
Dividends paid	(594,957)	(559,959)	(594,957)	(559,959)
At 31st December	-	-	-	-
Cash dividend per share declared and paid (Ksh.)	0.80	0.80	0.80	0.80

KENYA REINSURANCE CORPORATION LIMITED
NOTES TO THE FINANCIAL STATEMENTS (continued)
FOR THE YEAR ENDED 31 DECEMBER 2017

41. NOTES TO THE STATEMENT OF CASH FLOWS

	GROUP		COMPANY	
	2017 Ksh. '000	2016 Ksh. '000	2017 Ksh. '000	2016 Ksh. '000
Profit before tax	4,558,551	4,218,086	4,748,502	4,309,404
Adjustment for:				
Depreciation (note 15)	39,505	31,553	33,742	31,041
Unrealised foreign exchange losses	595	623	595	623
Interest on corporate bonds (note 7)	(60,228)	(59,191)	(60,228)	(59,191)
Interest on government securities (note 7)	(1,495,869)	(1,242,104)	(1,495,869)	(1,242,104)
Interest on staff mortgages and loans (note 7)	(16,411)	(14,356)	(16,200)	(14,224)
Interest on deposits with financial institutions (note 7)	(304,968)	(541,893)	(286,286)	(539,099)
Interest on commercial mortgages (note 7)	(54,896)	(68,550)	(54,896)	(68,550)
Dividend income (note 7)	(112,066)	(127,079)	(112,066)	(127,079)
Provision for doubtful debts	394,905	665,018	279,338	507,377
Amortisation of software (note 16)	45,356	39,940	45,356	39,940
Realised accumulated fair value gain on available for sale quoted equity instruments (note 7)	(258,669)	(209,228)	(258,669)	(209,228)
Gain on disposal of property and equipment (note 8)	(687)	-	(687)	-
Profit on sale of inventory property (note 7)	-	(47,461)	-	(47,461)
Profit on sale of non-current assets held for sale	(10,402)	-	(10,402)	-
Fair value gain on investment properties (note 18)	(672,077)	(813,513)	(672,077)	(813,513)
Defined benefit loss recognised in profit or loss	2,678	17,031	2,678	17,031
Share of profit of associate (note 19)	(504,069)	(361,159)	(504,069)	(361,159)
Operating profit before working capital changes	1,551,248	1,487,717	1,638,762	1,423,808
Short-term reinsurance contract liabilities	206,588	364,260	(122,132)	364,260
Unearned premiums	600,239	(46,891)	483,264	(109,334)
Other payables	150,741	(123,130)	132,547	(254,075)
Long-term reinsurance contract liabilities	215,022	(2,435)	215,022	(2,435)
Mortgage loans	49,140	(53,537)	49,142	(57,902)
Other receivables	(61,424)	(75,947)	(43,608)	(93,527)
Increase in inventories	23,011	(11,122)	23,011	(10,891)
Deferred acquisition costs (note 31)	(105,047)	(80,104)	(77,851)	(56,702)
Premium and loss reserves	(58,054)	(175,599)	(4,710)	(116,620)
Payables arising out of reinsurance arrangements	109,930	48,061	66,569	37,409
Increase in due to/ from related party	-	-	40,566	154,181
Receivables arising out of reinsurance arrangements	(997,521)	(952,137)	(818,643)	(927,390)
Net cash generated from operations	1,683,873	379,136	1,581,939	350,728

KENYA REINSURANCE CORPORATION LIMITED
 NOTES TO THE FINANCIAL STATEMENTS (continued)
 FOR THE YEAR ENDED 31 DECEMBER 2017

42. RELATED PARTIES

The Group has various related parties, primarily by virtue of being shareholders and common directorships. The other related parties include the staff of the Group. The following transactions were carried out with related parties

	GROUP		COMPANY	
	2017	2016	2017	2016
	Ksh. '000	Ksh. '000	Ksh. '000	Ksh. '000
(a) Transactions and balances with directors and staff				
(i) Directors' remuneration				
Fees	13,217	5,999	13,217	5,999
Other emoluments	14,124	15,411	14,124	15,411
	<u>27,341</u>	<u>21,410</u>	<u>27,341</u>	<u>21,410</u>
(ii) Key management remuneration				
Salaries and other short-term benefits	62,727	45,874	43,926	45,874
Post-employment benefits	3,002	2,177	2,752	2,177
	<u>65,729</u>	<u>48,051</u>	<u>46,678</u>	<u>48,051</u>
(iii) Loans to staff	<u>77,657</u>	<u>196,678</u>	<u>63,940</u>	<u>196,678</u>

Interest income on these loans was Ksh. 16,410,233 (2016; Ksh. 11,694,120). The effective interest on the loans is 5% (2016; 5%). Staff mortgages and car loans are fully secured.

	GROUP		COMPANY	
	2017	2016	2017	2016
	Ksh. '000	Ksh. '000	Ksh. '000	Ksh. '000
(b) Transaction with associate company, ZEP Re				
(i) Net premium written	<u>30,103</u>	<u>54,863</u>	<u>30,103</u>	<u>54,863</u>
(ii) Claims incurred	<u>13,914</u>	<u>35,215</u>	<u>13,914</u>	<u>35,215</u>

Reinsurance policies taken out by related parties are in the ordinary course of business at terms and conditions similar to those offered to other clients.

COMPANY

		2017	2016
		Ksh. '000	Ksh. '000
(c) Outstanding balances with related parties:			
	Relationship		
Due From:			
Amount due from Kenya Reinsurance Corporation Cote d'Ivoire	Subsidiary	-	7,422
Amount due from Kenya Reinsurance Corporation Zambia	Subsidiary	63,438	35,202
		<u>63,438</u>	<u>42,624</u>
Due To:			
Amount due from Kenya Reinsurance Corporation Cote d'Ivoire	Subsidiary	<u>61,380</u>	-

KENYA REINSURANCE CORPORATION LIMITED
 NOTES TO THE FINANCIAL STATEMENTS (continued)
 FOR THE YEAR ENDED 31 DECEMBER 2017

43. INVENTORY PROPERTY

	GROUP		COMPANY	
	2017	2016	2017	2016
	Ksh. '000	Ksh. '000	Ksh. '000	Ksh. '000
Cost	918,077	918,077	918,077	918,077
Less: Impairment provision	(918,077)	(918,077)	(918,077)	(918,077)
	-	-	-	-

There was no movement in impairment provision for inventory. The impairment allowance mainly relates to inventory properties that are currently in dispute and are subject to ongoing court cases.

44. CONTINGENT LIABILITIES

The Kenya Revenue Authority made a final assessment relating to withholding tax on cedant acquisition costs and brokerage fees as indicated below:

	Principal	Interest	Penalty	Total
	Ksh. '000	Ksh. '000	Ksh. '000	Ksh. '000
Withholding tax	742,215	456,052	74,221	1,272,488

The amount is the subject of ongoing court case between Kenya Re and KRA. Management are of the opinion that this will not be payable and as a result, no provision has been made in these financial statements.

45. EVENTS AFTER REPORTING DATE

There were no events after the reporting date which could have a material impact on the financial statements for the Group or the Company which have not been adequately adjusted for.

46. INCORPORATION

The Company is incorporated and domiciled in Kenya under the Companies Act.

47. CURRENCY

The financial statements are presented in thousands of Kenya shillings (Ksh. '000).

48. COMMITMENTS

Operating lease commitments – Group as lessor

The Group has entered into operating leases on its investment property portfolio consisting of certain office buildings. These leases have terms of six years. All leases include a clause to enable upward revision of the rental charge on an annual basis according to prevailing market conditions.

The total contingent rents recognised as income during the year is Ksh. 843 million (2016: Ksh. 746 million). Future minimum rentals receivable under non-cancellable operating leases as at 31st December are, as follows:

	2017	2016
	Ksh. '000	Ksh. '000
Not later than one year	69,439	53,955
Later than 1 year but not later than 5 years	1,411,449	1,947,629
Later than 5 years	1,593,945	121,076
	<u>3,074,833</u>	<u>2,122,660</u>





KENYA REINSURANCE CORPORATION LIMITED
SHORT TERM BUSINESS REVENUE ACCOUNT
FOR THE YEAR ENDED 31ST DECEMBER 2017
Appendix I

	Aviation	Engineering	Fire Domestic	Fire Industrial	Liability	Marine	Motor Private	Motor Commercial	Personal Accident	Theft	Workmen Compensation	Medical	Misc.	Total 2017	Total 2016
	KShs '000	KShs '000	KShs '000	KShs '000	KShs '000	KShs '000	KShs '000	KShs '000	KShs '000	KShs '000	KShs '000	KShs '000	KShs '000	KShs '000	KShs '000
Gross premium	31,929	887,649	15,308	4,352,520	230,939	687,052	33,092	684,128	637,085	624,928	10,410	3,039,906	1,962,013	13,196,958	11,762,650
Unearned premiums b/f	11,988	288,166	951	1,596,483	47,586	270,975	14,668	198,391	493,253	219,179	257	1,023,806	394,891	4,560,594	4,560,594
Unearned premiums c/f	28,661	342,528	3,126	1,930,418	82,431	316,895	23,971	226,149	539,381	269,271	(668)	695,739	702,930	5,160,833	4,513,703
Movement in unearned premium	(16,673)	(54,362)	(2,176)	(333,935)	(34,845)	(45,919)	(9,303)	(27,759)	(46,128)	(50,093)	925	328,067	(308,038)	(600,239)	46,891
Earned premiums	15,255	833,287	13,132	4,018,585	196,094	641,133	23,789	656,369	590,957	574,835	11,336	3,367,973	1,653,974	12,596,720	11,809,541
Less: Retrocession premiums	(10,000)	2,516	-	312,605	-	2,862	-	-	-	-	-	-	104,119	412,103	478,392
Net earned premiums	25,255	830,770	13,132	3,705,980	196,094	638,270	23,789	656,369	590,957	574,835	11,336	3,367,973	1,549,855	12,184,617	11,331,149
Claims paid	14,656	294,671	853	2,397,171	42,270	341,613	2,270	385,632	493,370	224,387	477	2,209,834	612,303	7,019,508	5,986,387
Claims recoverable	-	-	-	(385,919)	-	-	-	-	-	-	-	-	(83,989)	(469,908)	(303,016)
Claims reserves - beg. of year	(14,369)	(268,152)	(5,173)	(1,912,444)	(34,438)	(506,087)	(40,755)	(694,878)	(342,757)	(293,869)	(1,836)	(1,121,567)	(294,228)	(5,530,550)	(5,166,290)
- end of year	10,725	285,478	4,505	2,543,879	48,953	367,724	4,000	506,002	143,704	113,637	606	1,163,915	544,010	5,737,138	5,530,550
Net claims incurred	11,013	311,997	185	2,642,687	56,785	203,250	(34,484)	196,757	294,317	44,155	(752)	2,252,181	778,096	6,756,188	6,047,632
Commissions	6,604	280,637	2,607	1,190,372.41	56,348	182,288	2,072	73,953	141,211	205,721	1,919	833,826	435,473	3,413,031	3,178,081
Commissions receivable	-	(881)	-	(829)	-	(178)	-	-	-	-	-	-	1,111	(777)	(51)
Provision for bad debts	955	26,562	458	130,244	6,911	20,559	990	20,472	19,064	18,700	312	90,966	58,711	394,904	665,019
Management expenses	3,552	98,754	1,703	484,231	25,693	76,437	3,682	76,111	70,878	69,525	1,158	338,199	218,280	1,468,202	1,622,295
Total expenses	11,112	405,072	4,768	1,804,019	88,951	279,106	6,744	170,536	231,152	293,946	3,388	1,262,991	713,575	5,275,361	5,465,344
Underwriting profit/(loss)	3,131	113,701	8,178	(740,726)	50,358	155,914	51,530	289,076	65,488	236,734	8,699	(147,199)	58,184	153,068	(181,827)

This short term business revenue account was approved by the Board of Directors on 28/03/2018 and was signed on its behalf by


 Michael Mbeshi
 Principal Officer


 David Kemei
 Director


 Anthony Munyao
 Director


KENYA REINSURANCE CORPORATION LIMITED
LONG TERM BUSINESS REVENUE ACCOUNT
FOR THE YEAR ENDED 31ST DECEMBER 2017
Appendix II

	Ordinary KShs '000	Super Annuation KShs '000	2017 KShs '000	2016 KShs '000
Gross earned premiums	84,341	1,545,996	1,630,338	1,481,941
Less: Retrocession premiums	<u>(9,827)</u>	<u>(125,551)</u>	<u>(135,378)</u>	<u>(126,329)</u>
Net earned premium	<u>74,515</u>	<u>1,420,445</u>	<u>1,494,960</u>	<u>1,355,611</u>
Net claims incurred	15,584	611,749	627,332	635,321
Change in actuarial liability	20,796	194,226	215,022	(2,435)
Net cedant acquisition costs	51,551	362,045	413,596	421,039
Management expenses	<u>18,733</u>	<u>222,101</u>	<u>240,834</u>	<u>210,065</u>
	<u>106,664</u>	<u>1,390,120</u>	<u>1,496,784</u>	<u>1,263,990</u>
Underwriting surplus	(32,150)	30,325	(1,824)	91,621
Fair value gains	9,117	108,094	117,212	160,496
Investment income	<u>42,274</u>	<u>501,185</u>	<u>543,459</u>	<u>518,327</u>
Increase in life funds	<u>51,360</u>	<u>609,309</u>	<u>660,670</u>	<u>770,444</u>

The long term business revenue account was approved by the board of directors on
28th 3rd 2018 and was signed on its behalf by:



Michael Mbeshi
Principal Officer



David Kemei
Director



Anthony Muryao
Director

PROXY FORM

Shareholder / Member No. _____

The Corporation Secretary
Kenya Reinsurance Corporation Limited
15th Floor, Reinsurance Plaza Building
Taifa Road
P.O. Box 30271-00100
NAIROBI

I/WE _____ of _____

being a *member/members of **KENYA REINSURANCE CORPORATION LIMITED**, hereby appoint

_____ of _____

or failing him/her _____ of _____

as *my/our proxy to vote for *me/us on *my/our behalf at the Annual General Meeting of the Company to be held at the **Bomas of Kenya, Lang'ata Road, Nairobi, on Thursday, 21st June 2018 at 11.00 a.m.**, and at any adjournment thereof.

Signature(s) _____

Signed this _____ day of _____ 2018.

This form is to be used * in favour of/against a resolution up for voting. Unless otherwise instructed, the proxy will vote as he/she thinks fit.

* *Strike out whichever is not desired.***Notes:**

1. *The address should be that shown in the register of members.*
2. *In the case of a member being a Corporation, this form of proxy must be executed either under its Common Seal or signed on its behalf by an attorney or officer of the Corporation duly authorized.*
3. *A person appointed to act as a proxy need not be a member of the Company.*
4. *In case of joint holders, the signature of any one holder will be sufficient but the names of all joint holders should be stated.*

Shareholder's Admission Letter for AGM on 21st June 2018

Please complete this form and note that it must be produced at the Annual General Meeting by you or your proxy in order to record attendance. Kindly note that only the registered shareholders or their proxy notified to the Company not less than forty eight (48) hours before the time for holding the meeting will be admitted to the meeting.

Name: _____ Signature(s): _____

Annual General Meeting of Kenya Reinsurance Corporation Limited to be held at the Bomas of Kenya, off-Langata Road, Nairobi, on Thursday, 21st June 2018 at 11.00 a.m.

FOMU YA UWAKILISHI

Katibu wa Shirika
Kenya Reinsurance Corporation Limited
Orofa ya 15, Jumba la Reinsurance Plaza
Taifa Road
S.L.P. 30271 -00100
NAIROBI

MIMI/SISI _____ Wa _____

Kama mwanachama/ wanachama wa Shirika la **KENYA REINSURANCE CORPORATION LIMITED**,
 ninamchagua/tunamchagua

_____ wa _____

Au kwa kumkosa _____ wa _____

Kama mwakilishi wangu/wetu ili kunipigia/kutupigia kura kwa niaba yangu/yetu katika Mkutano Mkuu wa Mwaka wa Shirika utakaofanyika katika ukumbi wa Bomas of Kenya, barabara ya Langáta Road, Nairobi, siku ya Alhamisi, tarehe 21 Juni 2018 saa tano asubuhi, na kuarishwa kokote kunakoweza kutokea.

Sahihi _____

Ilitiwa sahihi siku ya _____ 2018.

Fomu hii itatumika pale ambapo/ dhidi ya maamuzi yatakayotolewa wakati wa upigaji kura. Isipokuwa vinginevyo itakavyoshauriwa, mwakilishi atapiga kura jinsi ambavyo angependa.

*Ondoa kile kisichotakikana.

Tanbihi

1. *Anwani iwe ile iliyoonyeshwa kwenye sajili ya wanachama.*
2. *Pale ambapo mwanachama atakuwa Shirika, fomu hii ya uwakilishi lazima ishughulikiwe kulingana na Mhuri Rasmi au itiwe sahihi kwa niaba ya shiriki hilo na wakili au afisa wa Shirika hili aliyeidhinishwa.*
3. *Mtu aliyeteuliwa kuwakilisha si lazima awe mwanachama wa Kampuni hii.*
4. *Iwapo pana hali ambayo aliyechaguliwa ni mshirika wa pamoja, sahihi ya mshirika mmoja itatosha lakini majina ya washirika wote lazima yatajwe.*

Barua ya Kuwakaribisha WenyeHisa kwa Mkutano Mkuu wa Mwaka tarehe 21 Juni 2018

Tafadhali jaza fomu hii na ufahamu kuwa sharti itolewe nawe binafsi au mwakilishi wako katika Mkutano Mkuu wa Mwaka ili usajiliwe kama aiyehudhuria. Tafadhali fahamu kuwa ni wenyeHisa waliosajiliwa pekee au wawakilishi wao waliojulishwa kwa Shirika hili katika muda usiopungua saa arobaini na nane (48) kabla ya muda wa kufanyika kwa mkutano ndio watakaokubaliwa kwenye mkutano huo.

Jina: _____ Sahihi: _____

*Mkutano Mkuu wa Mwaka wa shirika la Kenya Reinsurance Corporation Limited utakaofanyika katika Ukumbi wa **Bomas of Kenya, kando ya Langáta Road, siku ya Alhamisi tarehe 21 Juni 2018** saa tano asubuhi.*



KENYA RE
STRENGTH & WISDOM BEYOND BORDERS

Kenya Reinsurance Corporation Ltd. Head Office
Reinsurance Plaza, Nairobi, Kenya,
Tel: +254 20 2202000, +254 703 083 000,
Email: kenyare@kenyare.co.ke, or
info@kenyare.co.ke