


REPUBLIC OF KENYA



PARLIAMENT  
OF KENYA  
LIBRARY

*Enhancing Accountability*

**REPORT**

THE NATIONAL ASSEMBLY  
PARLIAMENT BUILDING

DATE: 03 MAR 2022

DAY:

THURS

TABLED  
BY:

LDM

CLERK-AT  
THE-TABLE:

C. Ndlovu

**THE AUDITOR-GENERAL**

**ON**

**KENYA WATER TOWERS AGENCY**

**FOR THE YEAR ENDED  
30 JUNE, 2020**



---

**KENYA WATER TOWERS AGENCY**

**ANNUAL REPORT AND FINANCIAL STATEMENTS**

**FOR THE FINANCIAL YEAR ENDING  
JUNE 30, 2020**

---

Prepared in accordance with the Accrual Basis of Accounting Method under the International Public Sector Accounting Standards (IPSAS)

Table of Contents	Page
KEY ENTITY INFORMATION AND MANAGEMENT .....	2
KEY ENTITY INFORMATION AND MANAGEMENT (Continued) .....	5
THE BOARD OF DIRECTORS .....	6
MANAGEMENT TEAM .....	11
CHAIRMAN'S STATEMENT .....	15
REPORT OF THE DIRECTOR GENERAL .....	16
CORPORATE GOVERNANCE STATEMENT .....	17
MANAGEMENT DISCUSSION AND ANALYSIS .....	19
STATEMENT OF DIRECTORS' RESPONSIBILITIES .....	233
REPORT OF INDEPENDENT AUDITOR .....	24
STATEMENT OF FINANCIAL PERFORMANCE FOR THE YEAR ENDED 30 JUNE 2020 .....	25
STATEMENT OF FINANCIAL POSITION AS AT 30 JUNE 2020 .....	25
STATEMENT OF CHANGES IN NET ASSETS .....	27
STATEMENT OF CASHFLOWS FOR THE YEAR ENDED 30 JUNE 2020 .....	28
STATEMENT OF COMPARISON OF BUDGET AND ACTUAL AMOUNTS .....	29
NOTES TO THE FINANCIAL STATEMENTS .....	30
APPENDIX I: PROGRESS ON FOLLOW UP OF AUDITOR RECOMMENDATIONS .....	50
APPENDIX II: PROJECTS IMPLEMENTED BY THE ENTITY .....	51
APPENDIX III: INTER-ENTITY TRANSFERS .....	52
APPENDIX IV: RECORDING OF TRANSFERS FROM OTHER GOVERNMENT ENTITIES .....	53

## **KEY ENTITY INFORMATION AND MANAGEMENT**

### **(a) WHO WE ARE**

The Kenya Water Towers Agency is a State Corporation under the Ministry of Environment and Forestry. It was established in 2012 vide Kenya Gazette Supplement, Legal Notice No. 27/2012 on 20<sup>th</sup> April, 2012.

### **(b) OUR VISION**

A Global leader in Sustainable Management of Water Towers.

### **(c) OUR MISSION**

To sustainably manage Water Towers and their Ecosystems through coordination and conservation for socio-economic development.

### **(d) OUR MANDATE**

To co-ordinate and oversee the protection, rehabilitation, conservation, and sustainable management of Water Towers.

### **(e) CORE VALUES**

We shall be guided by the following core values, which provide an integrated focus towards enhancing provision of acceptable quality service. They are summarised in an acronym DEPITS.

- Diligence
- Equity
- Professionalism
- Integrity
- Teamwork
- Sustainability

### **(f) STRATEGIC OBJECTIVES**

- To coordinate water towers ecosystem health and resilience.
- To coordinate and oversee securing of catchment lands, wetlands and critical biodiversity hotspots within the water towers ecosystems.
- To acquire appropriate infrastructure to support sustainable management of water towers.
- To promote sustainable livelihood support programmes within the water towers.
- To establish strategic partnerships and linkages for sustainable management of water towers.
- To undertake institutional strengthening for effective service delivery.

### **(a) Key Management**

The Board of Directors is responsible for offering stewardship, strategic direction and oversight over the operations of the Agency. The Director General is responsible for the execution and communication of the Board's strategies, decisions and policies.

The day to day management of Kenya Water Towers Agency is entrusted to the Director General and is assisted by a management team of four (4) Directors, Head of Finance and Accounts, Head of Internal Audit, Head of Supply Chain Management, Head of Human Resource and Corporation Secretary.

**(b) Fiduciary Management**

The key management personnel who held office during the financial year ended 30<sup>th</sup> June 2019 and who had direct fiduciary responsibility were:

No.	Designation	Name
1.	Ag Director General	Prof. Julius Gordon Tanui PhD, MBS
2.	Director Governance & Coordination	Mr Thomas W Mumu
3.	Director Ecosystems Assessment Planning and Audit	Dr. Winfred M Musila
4.	Ag Director Partnerships, Business development and Community Livelihood	Ms Susan Boit
5.	Director Corporate Services	Mrs Bahati K Mwita
6.	Head of Internal Audit	Mr SimiyuWalucho
7.	Ag Human Resource Manager	Mrs Racheal Kagai
8.	Manager, Finance and Accounts	Mr. Samson S Sirere
9.	Ag Supply Chain Manager	Mr. Hosea Kinyua
10.	Corporation Secretary	Ms Yvonne Achitsa

**(c) Fiduciary Oversight Arrangements**

**BOARD OF DIRECTORS**

1. Chairman
2. Cabinet Secretary – National Treasury
3. Principal Secretary- Ministry of Environment and Forestry
4. Principal Secretary - Ministry of Water and Sanitation
5. Principal Secretary – Ministry of Energy
6. Five (5) independent directors
7. Director General

The Board of Directors is responsible for formulating the Agency’s vision, realisation of its mission and achievement of strategic objectives in line with the approved strategic plan.

**Board Committees**

The Board has Four (4) Committees with specific delegated authorities. These are the Board Audit Committee, the Board Finance and Resource Mobilization Committee, Human Resource and Corporate Affairs and Technical & Strategy Committee. The respective

Chairpersons present their reports to the Board at each scheduled meeting. The composition of each committee is shown below;

#### **FINANCE AND RESOURCE MOBILIZATION**

1. Chairperson (Principal Secretary - Ministry of Environment and Forestry)
2. Three (3) – Independent Directors
3. Cabinet Secretary- National Treasury

The main function of the Finance and Resource Mobilization Committee is review and oversee the creation of accurate, complete, timely and meaningful financial statements for presentation to the Board for approval and oversee the Agency's financial management including the quarterly and annual plans, budgets, work plans and reports.

#### **AUDIT COMMITTEE**

1. Chairperson – Independent Director
2. One (1) Independent Director
3. Principal Secretary – Ministry of Water and Sanitation
4. Cabinet Secretary\_ National Treasury

The Audit committee has the responsibilities of ensuring existence of requisite financial reporting processes, strong systems of internal controls, risk management and efficient operational activities carried out under existing Government laws and regulations for the Agency to achieve its objectives.

#### **TECHNICAL & STRATEGY COMMITTEE**

1. Chairperson - Independent
2. One (1) Independent
3. Principal Secretary - Ministry of Environment and Forestry
4. Principal Secretary – Ministry of Energy
5. Principal Secretary- Ministry of Water and Sanitation

The Technical & Strategy Committee responsible for ensuring; policy oversight, operational and legal compliance, advising the Board on proposed subsidiary legislation, effective management of water towers, effective organisational structures for water towers areas as well as approvals of technical policies, strategies and system.

#### **HUMAN RESOURCE & CORPORATE AFFAIRS COMMITTEE**

1. Chairperson - Independent
2. Two (2) - Independent
3. Principal Secretary – Ministry of Water and Sanitation.
4. Principal Secretary- Ministry of Energy

The Human resource and Corporate Affairs Committee is responsible for overseeing HR processes and policies including recruitment and retention, training, learning and development and making recommendations to the Board for approval

**KEY ENTITY INFORMATION AND MANAGEMENT (Continued)**

Entity Headquarters

Post Office Box 42903 – 00100,  
General Post Office,  
N.H.I.F Building 15<sup>th</sup> Floor,  
Ragati Road, Upper hill,  
Nairobi - Kenya.

Entity Contacts

Telephone: (254) 020 2711437  
E-mail: [info@kwta.go.ke](mailto:info@kwta.go.ke).

Entity Bankers

National Bank of Kenya  
Hill Plaza Branch  
P.O. Box 45219-00100  
The: +254(0)202722211  
E-mail: [hill@nationalbank.co.ke](mailto:hill@nationalbank.co.ke)  
Website: [www.nationalbank.co.ke](http://www.nationalbank.co.ke)

Kenya Commercial Bank  
Capital Hill Branch  
P.O. Box 69695-00400  
Tel: +254-20-  
2737103/2720208/2720207  
Fax: +254-20-2737107  
E-mail: [capitalhill@kcb.co.ke](mailto:capitalhill@kcb.co.ke)  
Website: [www.kcbbankgroup.com](http://www.kcbbankgroup.com)

Independent Auditors

Auditor General  
Anniversary Towers, University Way  
P.O. Box 30084 – 00100,  
GPO, Nairobi.  
Tel: +254-20-2227383,  
Fax: +254-20-311482  
E-mail: [cag@kenao.go.ke](mailto:cag@kenao.go.ke),  
Website: [www.kenao.go.ke](http://www.kenao.go.ke)

Principal Legal Adviser

The Attorney General  
State Law Office  
Harambee Avenue  
P.O. Box 40112  
City Square 00200  
Nairobi, Kenya

## THE BOARD OF DIRECTORS



**Dr. Julius Makau  
Malombe**  
**Chairman of the Board**

Dr. Julius M. Malombe was appointed as Chairperson of the Board of the Kenya Water Towers Agency on 3rd May 2019. He is a Financial Economist and an accomplished public policy analyst with expertise in research, public & financial sector reforms, urban & municipal finance, infrastructure bonds, strategic planning and management, institutional rationalization and restructuring, corporate governance, environment, housing, urban and metropolitan development, local government, devolution and related socio-economic policy and reform initiatives.

Dr. Malombe is a holder of a PhD degree, Master of Business Administration (MBA) degree and a Diploma in Business Administration all from the University of Birmingham, UK. He also holds a MSc degree in Construction Management and Economics from the University of Aston (UK) as well as a Bachelor of Arts degree in Building Economics (Hons.) from the University of Nairobi.

Dr. Malombe has over 30 years public and private sector work experience in housing, urban development and devolved governments and has served in the Boards of Shelter Afrique, National Housing Corporation, Local Authority Transfer Fund (LATF), Nyeri Water & Sewerage Company Ltd and the Nairobi Oversight Board, among others. He has also participated either as chairman or member of a number of taskforces and committees tasked to rationalize and/or collect and collate public views on national policies and legislation including: National Housing Policy, Urban Development Policy, Kenya Vision 2030, Devolved Government Legislation and Policy, Policy and legislation on National Values and Principles of Governance, Corporate Governance in State Corporations and Housing Incentives.

He has served as a Post-Doctoral Research Fellow & Consultant for the National Economic and Social Council in Kenya from 2007-2011. Since November 2000, Dr. Malombe has served as a Resource Person/Part-time Lecturer, Finance Specialization, Doctoral Studies Programme, School of Business, University of Nairobi. He has also taught urban public finance, local economic development, financial risk management, global financial markets course units for the Masters in Urban Management (MUM) & the Masters in Commerce (MCOM) degree programmes at the University of Nairobi and Strathmore University, respectively. He has also served as Vice Chair of the Council of Governors Finance, Planning and Economic Affairs and Information and Communication Committee.

Dr. Malombe served as the Governor for the County of Kitui from 2013 to 2017. During his tenure as Governor, Dr. Malombe served as the Chairman of the Council of Governors Committee on Lands, Housing, Physical Planning and Urban Development and was also Chairman of the Lower Eastern Governors Forum and the South Eastern Kenya Economic Block (SEKEB).



Prof. Julius G. Tanui,  
 PhD, MBS  
 Ag. Director General

Prof. Tanui is the Ag Director General. He holds a PhD from Nelson Mandela Metropolitan University, South Africa, where he specialized in Environmental Education and Sustainable Development. Prof Tanui has 19 Years' of enormous experience in Environmental and Sustainable Development field. He joined the Agency on 1st November 2016. Among other experience and achievements, he was a Project Leader for the Centre of Excellence in Education Research Methodologies, East and Southern Africa which include; Oldenburg University – Germany, Nelson Mandela Metropolitan University South Africa, Uganda Management Institute, Dar-es-salaam University and Moi University.



Mr Robert Mutuma  
 (HSC)

Mr Robert Mutuma works with Total Kenya Ltd. He was re-appointed to the Board in 1st May, 2019. He holds a Diploma in Environmental Studies from the Technical University of Kenya. He is a passionate environmentalist and advisor of the Total Eco Challenge Programme. He also carried out research on indigenous knowledge systems and published a paper on indigenous knowledge in fruit trees in Kenya. He is a recipient of the Head of State Commendation for his outstanding contribution on environmental conservation in Kenya.



Mr Peter Leitoro  
 OGW, ndc(K)

Mr. Peter Leitoro represents the Principal Secretary, Ministry of Environment and Forestry. He joined the Board on 3rd March 2015. He holds a diploma in Wildlife Conservation and Management, Diploma in International Studies, Masters in Security and Risk Management. He also holds a Masters of Business Administration degree in Strategic Management. He has wide experience in law enforcement, conservation, financial and managerial skills



Ms Esther Wangombe

Ms. Esther Wangombe represents the Principal Secretary, Ministry of Energy and Petroleum. She joined the Board on 10th May 2013. She holds a Bachelor's of Science in Forestry from Moi University and Masters in Environmental Sciences from Kenyatta University. She also acquired a Post Graduate Diploma in Forestry for Rural Development from (ITC, Netherlands). Ms. Wangombe has vast experience in the Public Sector and she currently holds the position of Deputy Director, Renewable Energy in the Ministry of Energy and Petroleum.






Mr. Bernard M. Mulwa

Mr. Bernard Mulwa is the representative of the Principal Secretary, Ministry of Water to the Board of the Kenya Water Towers Agency. He was appointed to the Board in January 2018. A Deputy Director in the Water Services Department in the Ministry, Mr. Mulwa has over 33 years' experience in his field. He holds a Master of Science degree in Water Resource Management from I.H.E-Delft, Netherlands and another in Applied Technology from the University of Rajasthan, India. He also holds a Bachelor of Science degree from the University of Nairobi and a Postgraduate Diploma in Watershed Management from Uppsala University, Sweden among other competencies.



Ms Wambui Muriithi

Ms. Wambui Muriithi was appointed to the Board of Kenya Water Towers Agency on 6th June 2018. She holds a Master of Science Degree in Entrepreneurship from Jomo Kenyatta University of Agriculture & Technology and a Bachelor of Education degree from Moi University. Ms Wambui is currently pursuing a Master of Science Degree in Commerce specializing in Investment and Economics as well as a finance course leading to a Certified Financial Modelling and Valuation Analyst (FMVA) certification. She is a professional member of Management Consultants Association of Kenya (MCAK00015) and an Associate Member of the Kenya Institute of Management (43001). Ms Wambui is a passionate and result-driven leader with over 17 years accumulated experience in corporate development and sustainable value creation in both private and public sectors. She has extensive experience and an active history of strategic leadership, designing and delivering strategic plans. In addition, she has experience in value creation, business modelling, capital raising, organisational reforms & change management, business development and strategic partnership engagements.

 <p>Ms. Edna Atisa</p>	<p>Ms. Edna Atisa was appointed to the Board of Kenya Water Towers Agency in March, 2019 as an alternate member representing the Cabinet Secretary for the National Treasury. Ms. Atisa holds a Master’s Degree in Economics, Bachelor of Arts in Economics and Postgraduate Diploma in Education all from the University of Nairobi. She is an economist with vast experience in economic policy formulation and implementation and is a member of the Economics Society of Kenya</p>
 <p>Mr. Timothy ole Naeku</p>	<p>Mr. Timothy Tipila Ole Naeku was appointed to the Board of the Agency on 3rd May 2019. He holds a Master’s Degree in Law and a Bachelor of Law Degree both from the University of Nairobi. In addition, he has a Post-Graduate Diploma in Law from the Kenya School of Law. Mr Naeku is an accomplished Advocate of the High Court of Kenya with over 14 years’ experience practicing law in Nairobi. He is an active member of the Law Society of Kenya and has particular passion in enhancing the rule of law in community service. Mr Naeku currently serves as a legal advisor to a non-charitable trust in Narok County.</p>
 <p>Ms. Hibo Bishar</p>	<p>Ms. Hibo Bishar was appointed to the Board of the Kenya Water Towers Agency on 3rd May 2019. She holds a Bachelor’s Degree in Environmental Science from the Islamic University of Uganda and a Master of Science Degree in Climate Change Adaptation from the University of Nairobi. Ms Bishar is a climate change adaptation expert and a programs development consultant with over 8 years’ experience working with International Non-Governmental Organisations in Kenya. She is currently the Executive Director of DaHi Solutions, a consulting firm she founded in 2017 to provide technical expertise to private and public agencies on climate change, social programs and institutional development.</p>

**Kenya Water Towers Agency**  
**Annual Reports and Financial Statements**  
**For the year ended June 30, 2020**

---



Ms. Wandia Maina

Ms. Wandia Maina was appointed to the Board of the Kenya Water Towers Agency on 3rd May 2019. She holds a Master's Degree in Counselling Psychology from Daystar University and Bachelor of Arts Degree in Sociology and Economics from the Catholic University of Eastern Africa. Ms Wandia is a career Psychologist and is currently the co-clinical director at Intrapersonal Health Services. As a certified professional mediator and regular resource person for the Law Society of Kenya and FIDA (K), Ms Wandia has over 12 years' experience in the provision of psychotherapy services to individuals, families and organizations. Interested in the advancement of the holistic development of the individual, she combines her practice in psychology with the love for the outdoors through organising and leading hiking expeditions to various mountains within and outside Kenya.



Ms. Yvonne Achitsa  
Corporation Secretary

Ms. Yvonne Achitsa is the Corporation Secretary and Head of Legal Services Department at the Agency. She joined the Agency in October, 2018 bringing in a wealth of experience in corporate law, employment law, corporate governance and other areas of practice acquired over the course of 7 years in legal practice. She is an active member of both the Law Society of Kenya (LSK) and the Institute of Certified Secretaries of Kenya (ICS). She holds a Master's Degree in Business Administration (Strategic Management) from the University of Nairobi, a Bachelor of Laws Degree, Post Graduate Diploma in Law and is a Certified Secretary among other qualifications.

## MANAGEMENT TEAM



**Prof. Julius Gordon Tanui**  
PhD, MBS  
**Ag Director General**

Prof. Tanui is the Ag Director General. He holds a PhD from Nelson Mandela Metropolitan University, South Africa, where he specialized in Environmental Education and Sustainable Development. Prof Tanui has 19 Years' of enormous experience in Environmental and Sustainable Development field. Among other experience and achievements, he was a Project Leader for the Centre of Excellence in Education Research Methodologies, East and Southern Africa which include; Oldenburg University – Germany, Nelson Mandela Metropolitan University South Africa, Uganda Management Institute, Dar-es-salaam University and Moi University.



**Mr. Thomas W. Mumu**  
**Director Governance & Coordination**

Mr. Thomas W. Mumu is the Director Governance & Coordination. He joined the Agency on 23rd September 2016. He is a career civil servant and holds Msc Environmental Science from Kenyatta University and a Bsc Agriculture from University of Nairobi with over thirty (30) years' experience in the Public Sector. He has attended several skill enhancement and management courses like Senior Management and Strategic Leadership at Kenya School of Government. He is a Lead Expert on Environmental Impact Assessment and Audit and a Member of Environmental Institute of Kenya.



**Dr. Winfred M. Musila**  
**Director Ecosystems Assessment Planning and Audit**

Dr. Winfred Musila is in charge of Ecosystem Assessment, Planning and Audit Directorate. She joined the Agency on 1st November 2016. She is an environmentalist/ecologist and holds a PhD in Forest Ecology from University of Hohenheim, Germany, M.Phil in Environmental Science from Moi University and a BSc in Botany and Zoology from Egerton University. She has over fifteen years' experience in ecological research, natural resource management, community mobilization, capacity building, project management and stakeholder engagements. She is a member of Tropical Biology Association, African Forest Forum (AFF), Nature Kenya (East African Natural History Society), Forestry Society of Kenya and the Kenya Forest Working Group.



**Ms Susan Boit**  
**Ag. Director, Partnerships,**  
**Business Development and**  
**Community Livelihoods**

Ms Susan Boit is in charge of Community Livelihood. She joined the Agency on 1st July 2013. She holds a master's degree in Food Science at the university of Reading United Kingdom as well as a bachelor's degree in Home Economics from Kenyatta University with a working experience of over twenty years in the field.



**Mrs Bahati K Mwita, OGW**  
**Director Corporate Services**

Mrs Bahati K Mwita is in charge of Corporate Services. She joined the Agency on March, 2013. She holds a Master's degree in Business Administrations from University of Nairobi as well as Bachelors of Arts Degree in Economics and Sociology from Moi University and has also attended various courses in Management, Public Policy and Leadership in different institutions. Has attended Organisational Change Management Course and Utilization of Natural Resources Course both in Denmark, Attended Financial Management in the Public Sector course at Harvard University, Strategic Leadership Course at the Kenya School of Government among others. She has represented the Republic of Kenya as a Policy Advisor in various Environmental Conventions. She is a member of the Kenya Association of Public Administration & Management (KAPAM) and an Environmental Impact Assessment & Audit Expert. She has over twenty years' experience in the field.



**Mr. Simiyu Walucho**  
**Head of Internal Audit**

Mr. Walucho Simiyu is in charge of Internal Audit. He joined the Agency on 29th May 2013. He holds a Master's degree in Business administration, is a certified public accountant (K), Certified Information System Audit (CISA) as well as a bachelor's degree in Business Management with over ten (10) years' experience. He is a member of the Institute of Certified Public Accountants (ICPAK) and a member of the Institute of Internal Audit (IIA).



**Mrs. Racheal Kagai**  
**Ag Human Resource Manager**

Mrs Racheal Kagai is in charge of Human Resource. She Joined the Agency In 2012. She holds Higher National Diploma in Human Resource Management with a working experience of thirty one (31) years in the field.



**Mr. Samson S. Sirere**  
**Manager, Finance and Accounts**

Mr Samson Saitoti Sirere is the Head of Finance and Accounts with effect from 1st October, 2018. He has over twelve (12) years' experience in both public and private sectors. He holds a master of Science in Finance from the University of Nairobi, Bachelors in Business Administration (Accounting & Finance) and certificate on Budgeting and Financial Management in the Public Sector from Duke center for International Development, Duke University (North Carolina). He is also a Certified Public Accountant of Kenya - CPA (K) as well as a member (In Good Standing) with the Institute of Certified Public Accountants of Kenya (ICPAK).



**Hosea Kinyua,**  
**Ag. Procurement and Supply**  
**Chain Manager.**

Mr. Hosea Kinyua is the Acting Procurement and Supply Chain Manager. He has over 12 years of experience while working with various government Agencies. He holds two Masters degrees from University of Leipzig and Bachelors degree in Economics from Kenyatta University and also has postgraduate diploma from the institute of supply Purchasing and supplies – UK. He is a member of Kenya Institute of supplies Management (KISM).



**Ms. Yvonne Achitsa**  
**Corporation Secretary**

Ms. Yvonne Achitsa is the Corporation Secretary and Head of Legal Services Department at the Agency. She joined the Agency in October, 2018 bringing in a wealth of experience in corporate law, employment law, corporate governance and other areas of practice acquired over the course of 7 years in legal practice. She is an active member of both the Law Society of Kenya (LSK) and the Institute of Certified Secretaries of Kenya (ICS).

She holds a Master's Degree in Business Administration (Strategic Management) from the University of Nairobi, a Bachelor of Laws Degree, Post Graduate Diploma in Law and is a Certified Secretary among other qualifications.

## **CHAIRMAN'S STATEMENT**


Water Towers are critical ecosystems that influence various aspects of the economy by providing freshwater for agriculture (irrigation), energy (hydropower), tourism (wildlife), urban development water supply, industry water supply, tea sector, amelioration of climate and climate change reliance among others. Therefore, these ecosystems are national assets for social economic development and surrounded by communities who for a long time have continued to depend on the ecosystem for goods and services

The Kenya Water Towers Agency (KWTA) is mandated to coordinate and oversee conservation, protection, rehabilitation and sustainable management of all the water towers in the country. The Agency has gazetted 18 water towers key among them being Mau Complex, Mt. Kenya, Aberdare's, Cherangany and Mt. Elgon. In collaboration with key stakeholders in Government and non-government organisations, 70 other water towers have been proposed and will undergo the criteria of water tower identification before Gazettement.

In terms of our approach, KWTA Strategic Plan, has key focal areas: Water Towers Research, Planning and Information Management; Corporate, Governance and Institutional Framework; Securing, Protection and Rehabilitation; Community Livelihood Improvement; and Partnership and Collaboration for Resource Mobilization and Capacity Development. This will inspire social transformation with regard to the Kenya's environment. Key achievements of the Agency include Development of Draft Water Towers Coordination and Conservation Policy and Bill, 2019, Assessment of status of water towers, Rehabilitation of degraded sites, development of conservation plans and promotion of community livelihoods programs to ease pressure from the water towers and expansion of our collaborators and networks in conservation.

On behalf of the Board of Directors of KWTA, I am pleased to present the 2019/2020 financial statement. It is important to note that Financial Reports forms the backbone for financial planning, analysis, benchmarking and decision making of the Agency. Therefore, quality accounting and reporting frameworks are essential in policy making, and in strategic decision making. The overall performance of the Agency is in line with our strategic focus.

The Board is therefore committed in ensuring well utilisation of resources towards sustainable conservation of water towers as a driving factor in the achievement of the Big Four Agenda. We thank the Presidency and the Ministry of Environment and Forestry for the support towards conservation of water towers as well as all the stakeholders for their good will.



**Dr. Julius Makau Malombe**  
**Chairman, Board of Directors**

## REPORT OF THE DIRECTOR GENERAL


Kenya Water Towers Agency is committed in fulfilling its mandate to ensure water towers in the country are conserved and sustainable managed. In the FY 2019/2020, the Agency has undertaken various initiatives such as development of draft Water Towers Conservation Policy and Bill, assessment and dissemination of status of water towers, development of conservation management plans, rehabilitation of degraded sites, development of an integrated water tower monitoring framework and community livelihood programs.

As the Director General, I have provided leadership and guidance to ensure that the Agency meets its performance targets, employ best practices in water towers conservation by employing prudent environmental governance and harness stakeholder's goodwill in protection and conservation. Also I will ensure inclusion of all stakeholders in sustainable livelihood programmes for employment and wealth creation and engage a participatory business approach to natural resource management.

I am pleased to present the financial results of the Agency for the financial period ended on 30th June 2020. The Agency received **Ksh. 457,700,001** from GOK for recurrent vote and **Ksh. 244,500,000** for the Development Vote against the approved estimates of **Ksh 457,700,00** for Recurrent and **Ksh 439,000,000** for Development respectively. However, the amount received for Development is far below the requirement of the Agency. In this financial year, however, the Agency continues to deliver its mandate despite the challenges related to inadequate budgetary allocation. The Agency hopes to raise enough resources with the support of the Parent Ministry, the National Treasury and other development partners.

While KWTA grapples with a far-reaching and comprehensive approach to the sustainable management of Water Towers, we are aware that we need to deepen and also communicate our understanding of the Water Towers ecosystems, their interactions, hydrological cycle, socio-economic opportunities derived from the ecosystem disturbances, the anthropogenic factors, the impact of climate change on Water Towers ecosystem and the resilience of the ecosystem to external forces

In conclusion, I appreciate the support from the Parent Ministry and guidance of the Board during the year under review. I am grateful for the continued confidence of my Management team as well as my fellow staff members and hope the same will continue as the Agency grows.



**Prof Julius Tanui, PhD, MBS**  
**Ag. Director General**

## **CORPORATE GOVERNANCE STATEMENT**

We believe in good corporate governance as an organisation. The Board provides leadership through oversight, review and guidance whilst setting the strategic direction. It is the primary decision-making body for all matters considered as material to the Agency. The Board has the appropriate mix of skills, knowledge and experience to perform its role effectively. Board meetings are held quarterly. The Board has a formal schedule of matters specifically reserved for deliberation. The Agency ensures that it provides the necessary resources and expertise to the Board of directors to assist them in their decision-making and as such, they are regularly consulted on key policy matters.

### **General Responsibilities**

The Board has a duty to the people of Kenya to ensure that the KWTA achieves its objectives efficiently and effectively and in compliance with the Legal Notice No 27 of 2012. Statutory powers of the KWTA Board include:

- Approve and ratify the policies of the Agency.
- Manage, control and administer the assets of the Agency in such manner and for such purposes as are best to promote the purposes for which the Agency is established.
- Receive any gifts, grants, donations or endowments made to the Agency.
- Determine the provisions to be made for capital and recurrent expenditure and for the reserves of the Agency.
- Approve the Performance Contract and annual budgets and work plans for the Agency.
- Open a banking account or banking accounts for the funds of the Agency.
- Determine and issue the terms and conditions for the appointment and enlistment of personnel to the Agency.
- Co-operate with other organizations undertaking functions similar to the Agency's whether within Kenya or otherwise.

In working to meet its obligations, the Board shall focus on matters of corporate governance, ensure that personal and private interest are put aside for the good of the Agency, and delegate matters of management to staff.

### **Specific Responsibilities**

Given the powers afforded above and taking into consideration matters of corporate governance, the KWTA Board will execute the following specific responsibilities;

- Determine a clear statement of KWTA's vision, mission, purpose and values.
- Make recommendations for appointment of the Director General
- Monitor and appraise the performance of the Director General
- Appoint and appraise other senior managers
- Ensure accountability through quality management systems
- Ensure adequate strategic planning
- Ensure adequate operational planning
- Ensure KWTA has adequate financial resources
- Ensure adequate financial reporting
- Ensure adequate standards of internal controls
- Performance Contracting
- Ensure Efficient Performance of Regional Offices
- Approve staff employment policies and practices

Except for direction and guidance on general policy, the Board has delegated the authority for the conduct of day-to-day business to the Director General and the Management.

#### **Directors' remuneration**

The remuneration of all directors is subject to regular review to ensure that levels of remuneration and compensation are appropriate as provided for by law. The directors are paid a sitting allowance for meetings attended.

#### **Internal Controls**

The Agency has in place a system of internal controls with defined procedures, financial and operational controls to ensure that resources are safeguarded; transactions authorised, validated and reported in line with International Financial Reporting Standards.

#### **Board Committees**

The Board has Four Committees with specific delegated authorities. These are the Board Audit Committee, the Board Finance and Resource Mobilization committee, Human Resource and Corporate Affairs and the Technical and Strategy committee. The respective Chairpersons present their reports to the Board at each scheduled meeting. All directors are subject to a three-year term renewable once (for independent members appointed by name in accordance with the Legal Notice. On first appointment, the directors go through an induction program covering the organisation's operations and an appreciation of the key risk areas. The directors are advised of the legal, regulatory and other obligations of a director of a listed company on an ongoing basis. The directors also receive both internal and external training on corporate governance through a comprehensive training by the Centre for corporate governance.

#### **Conflicts of interest**


The directors are under a duty to avoid conflicts of interest. This entails not engaging, directly or indirectly in any business that competes or conflicts with the Agency's business. The Agency has established a robust process requiring directors to disclose outside business interests before they are entered into. Any potential or actual conflicts of interest are reported to the Director General.

#### **Compliance**

The Board confirms that it is satisfied that the Agency has adequate resources to continue in operating for the foreseeable future. For this reason, it continues to adopt the going concern basis when preparing the financial statements. The Board is satisfied that the Agency has to the best of their knowledge complied with all relevant laws and conducted its business affairs in accordance with the law in particular to the State Corporations Act and the Legal Notice no: 27. Further disclosures on compliance are set out in the Directors statement of responsibilities and notes to the financial statements.



**Dr. Julius Makau Malombe**  
Chair, Board of Directors



**Prof. Julius Tanui, PhD, MBS**  
Ag. Director General

## MANAGEMENT DISCUSSION AND ANALYSIS

### The entity's operational and financial performance

While the Agency has continued to focus on the four focal points within its strategic plan; Water Towers Management and sustainability, Community and Global Engagement, Social Investment and County Governance and stewardship, in the first quarter the Agency implemented targets within the allocated budget in the FY 2019/20. These key deliverables are realigned to meet the National Big Four Agenda. These targets are;

- Draft Water Towers Coordination and conservation Policy and Bill,2019
- Gazettement of 10 Water Towers for protection and conservation (296.61 Ha)
- Rehabilitation of degraded water towers and protection of 288 Ha in water towers and their ecosystem for natural regeneration
- Bamboo investments and commercialization in Kaptagat.
- Development of Water Towers Status Reports.
- Water Towers Monitoring Framework
- Community Livelihood Improvement Interventions
- Rehabilitation of six gullies
- Assessment, Identification and Mapping of Water Towers

The agency has also experienced tremendous growth in its expansion to the regions. This growth has seen 8 (Eight) regional offices operationalized with an average of three personnel. These regional offices are meant to cover different Water Towers spread throughout the country. Although the mandate of the Agency lies within the functions of the National Government, the establishment of these regional offices will complement implementation of the devolved functions.

The approved budget for financial year 2019/2020 was as follows:

	<b>Printed Estimates Recurrent /Development Budget FY 2019/2020</b>	<b>Revised Recurrent/Development Budget FY2019/2020</b>
Approved Budget Recurrent Budget	Grants- Kshs 457,700,000 Interest – <u>Kshs 3,200,000</u> <b>Ksh 460,900,000</b>	Grants- Kshs336,000,000 Interest – <u>Kshs 6,000,000</u> <b>Ksh. 342,000,000</b>
Development Budget	Grants Ksh. <b>460,900,000</b>	Grants ksh. <b>342,000,000</b>

The Actual amount received as at 30<sup>th</sup> June 2020 was **Ksh.457,700,001** under the Recurrent Vote and **Ksh.244,500,000** in the Development Vote. The total Disbursements received so far are tabulated below:

**1. RECURRENT VOTE**

DATE	AMOUNT
30/9/2019	114,425,000
26/11/2019	114,425,000
3/12/2019	114,425,000
29/5/2020	38,141,667
5/6/2020	38,141,667
29/6/2020	38,141,667
<b>TOTAL</b>	<b>457,700,001</b>

**2. DEVELOPMENT VOTE**

DATE	AMOUNT
24/10/2019	244,500,000
<b>Total</b>	<b>244,500,000</b>

**Entity's compliance with statutory requirements**

The Agency is fully compliant with Statutory requirement in remitting all statutory deduction and taxes. It also pays all its bills on a timely basis. The Agency is therefore not exposed to any contingent liabilities.

**Key projects and investment decisions the entity is planning/implementing**

In the Financial Year 2019/2020, the Agency has implemented the following programs under the development vote:

**SUB-PROGRAMME: WATER TOWERS CONSERVATION AND MANAGEMENT**

**Mitigation and management of Soil Loss**

Mitigating and managing soil loss/ erosion will improve the quantity and quality of water, upon which universal health care on clean and safe water, food & nutrition security through provision of sufficient water for agriculture and industrialization, manufacturing and agro-processing - water for H.E.P are dependent on.

**Objective;** the project aims at improving Water Towers Ecosystem Health and resilience by mitigating and sustainably managing soil loss to increase the quality and quantity of water towers resources

**Key Achievements**

- Draft of Water Towers Coordination and Conservation Policy and Bill, 2019 has been developed.
- Construction of two Joint enforcement unit Camps in Maasai Mau Water tower(KosiaToltol and Osanagururi Camp and Sierra Leone Camp rehabilitated)
- Mapping and survey of Ten (10) Water Towers(296.61 Ha) with partnership with Kenya Forest service has been done for gazetment namely Wire Forest(Homa Bay), Yekanga(Makueni),Maragoli Hills(Vihiga),South Mbooni Forest(Makueni),Iveti Forest(Machakos),Loitoktok Forest(Kajiado),Kierera Hill(TharakaNithi),Nyeri Hill(Nyeri),Ngangao Forest(TaitaTaveta) and Mangea Forest(Kilifi)
- Completed assessment of nine (9) Water towers namely Nthangu, Elgeyo hills, Loita hills, Marsabit, Mathews Range, Nandi, S.Mau, Mau Narok, and Mangea water towers
- 288 Ha of degraded sites has been identified for rehabilitation(ongoing)
- Six gullies rehabilitated namely: two gullies in Taita hills, two in Endau water tower and two Nzaui water towers
- Identificaiton and mapping of three water towers namely ElgeyoHills(Elgeyo, Makuli,Nzaui(Makueni County) and Nyambene(Meru County)
- Draft of Total Economic Valuation developed for Nzaui Water tower
- Completed Development of Integrated Water Towers Monitoring framework and shared with stakeholders

### **Community Livelihood Improvement Programme (CLIP)**

In addressing the vulnerability of water towers, a situation informed by the growing demand for their resources, KWTA is implementing CLIP intervention with an aim of easing the pressure on these ecosystems. Cognizant of the Big Four Agenda, the project through; establishment of nature based enterprise including bamboo initiative as an alternative livelihood will address and improve food & nutrition security, affordable housing, industrialization, manufacturing and agro-processing, Bio-prospecting activities will contribute towards universal health care

**Objective:** is to provide alternative livelihood solutions for communities and creation of economic buffers for socio economic development within water towers ecosystems.

### **Key Achievements**

- Feasibility study for the bamboo investment and commercialization Kaptangat project(The Feasibility study has been finalized)
- The Environmental and Social Impact assessment is ongoing for Bamboo Kaptangat Project.
- Fencing of 50 Ha (Contract awarded) for Bamboo demonstration site in Kaptagat(Ongoing).
- Community Investment towards Climate Change adaptation within water towers ecosystems through established 6 Biogas system as source of clean energy namely Unyaa Primary School(Kitui), Tonga Boys High School(Homa Bay), Chepkongony' Secondary School(Nandi), Kaporuso Secondary School(Bomet), Kiluani New Life Secondary School(Kajiado) and Iruma Girls School(TharakaNithi)
- Establishment of solar power systems in schools namely ELCK Solion Secondary School(Pokot Central), Kapkoimet Primary School(Baringo Central) and Tipito Girls Secondary School(Samburu East)

- Community Investment towards Climate Change adaptation within water towers ecosystems through established 6 Biogas system as source of clean energy
- Installation of three water harvesting systems in schools namely in Funju High School(TaitaTaveta), Huri Primary School(Marsabit ) and Mariashoni primary School(Nakuru).

#### **Major risks facing the entity**

- Delay in receiving exchequer releases from the National Treasury
- Inadequate Funding
- Delay in payment of suppliers (Pending Bills)
- Climate change impact (Drought)
- Fires
- Reputation risk
- Litigation Risk

#### **Material arrears in statutory/financial obligations**

The Agency has no arrears in Statutory and Financial obligation

#### **The entity's financial probity and serious governance issues**

The Agency is not faced with any major financial improbity by internal audit/Board audit committee, external auditors, or other National Government Agencies providing oversight; neither does it have any governance issues or conflict of interest.

## STATEMENT OF DIRECTORS' RESPONSIBILITIES

Section 81 of the Public Finance Management Act, 2012 requires an Accounting Officer for a National Government owned Entity to prepare the Annual Financial Statements for the financial year in respect of the entity.

In preparing Financial Statements for a National Government Entity, the Accounting Officer shall ensure that the report:

- (a) Contains information on the financial and non-financial performance of the entity; and
- (b) Is in a form that complies with the standards prescribed and published by the Public Sector Accounting Standards Board of Kenya from time to time.

In addition, not later than Three Months after the end of each financial year, the Accounting Officer shall submit the entity's Financial Statements to the Auditor General and a copy of statement to the Controller of Budgets, the National Treasury and the Commission on Revenue Allocation.


In the case of an entity that is a state corporation, the Accounting Officer for the corporation shall submit the Annual Report to the Cabinet Secretary responsible for the corporation who shall, upon approving it, forward a copy to the Cabinet Secretary.

### Approval of the Annual financial statements

The Agency's Annual financial statements have been prepared in accordance with Section 83 of the PFM Act and were approved by the Board on 28.09.2020 and signed on its behalf by:



Dr. Julius M Malombe  
Board Chairman  
Kenya Water Towers Agency



Prof. Julius G. Tanui, PhD, MBS  
Ag. Director General  
Kenya Water Towers Agency



CPA Saitoti Sirere (M/No: 8419)  
Head of Finance and Accounts  
Kenya Water Towers Agency


Date 28.09.20

Date 28.09.20

Date: 28.09.20

# REPUBLIC OF KENYA

Telephone: +254-(20) 3214000  
E-mail: info@oagkenya.go.ke  
Website: www.oagkenya.go.ke



HEADQUARTERS  
Anniversary Towers  
Monrovia Street  
P.O. Box 30084-00100  
NAIROBI

## REPORT OF THE AUDITOR-GENERAL ON KENYA WATER TOWERS AGENCY FOR THE YEAR ENDED 30 JUNE, 2020

### REPORT ON THE FINANCIAL STATEMENTS

#### Qualified Opinion

I have audited the accompanying financial statements of Kenya Water Towers Agency set out on pages 25 to 50, which comprise the statement of financial position as at 30 June, 2020 and the statement of financial performance, statement of changes in net assets, statement of cash flows and statement of comparison of budget and actual amounts for the year then ended, and a summary of significant accounting policies and other explanatory information in accordance with the provisions of Article 229 of the Constitution and Section 35 of the Public Audit Act, 2015. I have obtained all the information and explanations which, to the best of my knowledge and belief, were necessary for the purpose of the audit.

In my opinion, except for the effect of the matters described in the Basis for Qualified Opinion section of my report, the financial statements present fairly, in all material respects, the financial position of the Kenya Water Towers Agency as at 30 June, 2020, and of its financial performance and its cash flows for the year then ended, in accordance with International Public Sector Accounting Standards (Accrual Basis) and comply with Legal Notice No.27/2012 and the Public Finance Management Act, 2012 .

#### Basis for Qualified Opinion

##### 1.0 Unsupported Trade and Other Payables from Exchange Transactions

As disclosed in Note 22 to the financial statements, the statement of financial position reflects an amount of Kshs.236,255,338 in respect of trade and other payables from exchange transactions out of which an amount of Kshs.195,495,887 had not been supported by invoices, delivery notes, contract documents and LPOs. Further examination of records revealed several discrepancies between the amounts indicated as having been pending at the close of the financial year and the supporting documents as analyzed below;

Name of Creditor	Records Amount Kshs.	Amount as per Supporting Documents Kshs.	Variance Kshs.
Apex Communication	2,076,400	522,920	1,553,480
Exxer Kenya Limited	1,651,644	541,903	1,109,741
Fururistics Limited	1,489,820	297,964	1,191,856

<b>Name of Creditor</b>	<b>Records Amount Kshs.</b>	<b>Amount as per Supporting Documents Kshs.</b>	<b>Variance Kshs.</b>
Solarmart Consultants Limited	2,960,000	245,781	2,714,219
The Hive Ltd	6,605,576	1,321,115	5,284,461
Youth for Nature	354,682	75,000	279,682

In view of the above, it has not been possible to confirm whether trade and other payables from exchange transactions balance of Kshs.236,255,338 as at 30 June, 2020 is fairly stated.

The audit was conducted in accordance with International Standards of Supreme Audit Institutions (ISSAIs). I am independent of the Kenya Water Towers Agency Management in accordance with ISSAI 130 on Code of Ethics. I have fulfilled other ethical responsibilities in accordance with the ISSAI and in accordance with other ethical requirements applicable to performing audits of financial statements in Kenya. I believe that the audit evidence I have obtained is sufficient and appropriate to provide a basis for my qualified opinion.

### **Key Audit Matters**

Key audit matters are those matters that, in my professional judgment, are of most significance in the audit of the financial statements. There are no key audit matters to report in the year under review.

### **REPORT ON LAWFULNESS AND EFFECTIVENESS IN USE OF PUBLIC RESOURCES**

#### **Conclusion**

As required by Article 229(6) of the Constitution, based on the audit procedures performed, except for the matter described in the Basis for Conclusion on Lawfulness and Effectiveness in Use of Public Resources section of my report, I confirm that, nothing else has come to my attention to cause me to believe that public resources have not been applied lawfully and in an effective way.

#### **Basis for Conclusion**

##### **1. Failure to Operationalized Water Towers Conservation Fund**

The Water Towers Conservation Fund was established through the Kenya Gazette Supplement No.47 of 23 July, 2010, to co-ordinate the conservation of the Water Towers in the Country. The main objective of the Fund was to provide funds for the restoration, conservation and sustainable management of the water towers in Kenya in an equitable, efficient and transparent manner for environmental stability, economic development and human well-being. The Fund had an initial account with the Central Bank of Kenya where a seed capital of Kshs.50 million was deposited to operationalize the activities. It was observed that expenditure incurred on the Fund was on the basis of annual work programs and cost estimates by the Director General, the officer mandated to administer the Fund, and approved by the Committee at the beginning of

each financial year. However, contrary to Section 81 of the Public Finance Management Act, 2012, the financial statements in respect of this Fund for the year ended 30 June, 2020 were not availed for audit, with the last audit being for the year ended 30 June, 2015.

In the circumstances, Management is in breach of the law.

## **2. Board Expenses**

The statement of financial performance reflects Board expenses amounting to Kshs.20,129,632 incurred on payment of sitting allowances and reimbursement of other expenses to the Board Members. However, examination of records revealed that the Members of the Board did not have appointment letters contrary to the provisions of Section 1.1(11) of the Code of Governance for State Corporations (Mwongozo) which states that each Board Member shall be formally appointed to the Board through a Gazette Notice and thereafter an appointment letter will be issue. It has not been possible to confirm the basis upon which the Members of the Board were appointed and subsequently paid the amount totalling Kshs.20,129,632 during the year without appointment letters.

In the circumstances, Management is in breach of the law.

The audit was conducted in accordance with ISSAI 4000. The standard requires that I comply with ethical requirements and plan and perform the audit to obtain assurance about whether the activities, financial transactions and information reflected in the financial statements are in compliance, in all material respects, with the authorities that govern them. I believe that the audit evidence I have obtained is sufficient and appropriate to provide a basis for my conclusion.

## **REPORT ON EFFECTIVENESS OF INTERNAL CONTROLS, RISK MANAGEMENT AND GOVERNANCE**

### **Conclusion**

As required by Section 7(1)(a) of the Public Audit Act, 2015, based on the audit procedures performed, I confirm that, nothing has come to my attention to cause me to believe that internal controls, risk management and overall governance were not effective.

### **Basis for Conclusion**

The audit was conducted in accordance with ISSAI 2315 and ISSAI 2330. The standards require that I plan and perform the audit to obtain assurance about whether effective processes and systems of internal control, risk management and governance were operating effectively, in all material respects. I believe that the audit evidence I have obtained is sufficient and appropriate to provide a basis for my conclusion.

### **Responsibilities of Management and the Board of Directors**

Management is responsible for the preparation and fair presentation of these financial statements in accordance with International Public Sector Accounting Standards (Accrual Basis) and for maintaining effective internal control as Management determines is necessary to enable the preparation of financial statements that are free

from material misstatement, whether due to fraud or error and for its assessment of the effectiveness of internal control, risk management and governance.

In preparing the financial statements, Management is responsible for assessing the Agency's ability to continue to sustain its services, disclosing, as applicable, matters related to sustainability of service and using the applicable basis of accounting unless Management is aware of the intention to terminate the Agency or to cease operations.

Management is also responsible for the submission of the financial statements to the Auditor-General in accordance with the provisions of Section 47 of the Public Audit Act, 2015.

In addition to the responsibility for the preparation and presentation of the financial statements described above, Management is also responsible for ensuring that the activities, financial transactions and information reflected in the financial statements are in compliance with the authorities which govern them, and that public resources are applied in an effective way.

The Board of Directors is responsible for overseeing the Agency's financial reporting process, reviewing the effectiveness of how Management monitors compliance with relevant legislative and regulatory requirements, ensuring that effective processes and systems are in place to address key roles and responsibilities in relation to governance and risk management, and ensuring the adequacy and effectiveness of the control environment.

### **Auditor-General's Responsibilities for the Audit**

The audit objectives are to obtain reasonable assurance about whether the financial statements as a whole are free from material misstatement, whether due to fraud or error, and to issue an auditor's report that includes my opinion in accordance with the provisions of Section 48 of the Public Audit Act, 2015 and submit the audit report in compliance with Article 229(7) of the Constitution. Reasonable assurance is a high level of assurance, but is not a guarantee that an audit conducted in accordance with ISSAIs will always detect a material misstatement and weakness when it exists. Misstatements can arise from fraud or error and are considered material if, individually or in the aggregate, they could reasonably be expected to influence the economic decisions of users taken on the basis of these financial statements.

In addition to the audit of the financial statements, a compliance audit is planned and performed to express a conclusion about whether, in all material respects, the activities, financial transactions and information reflected in the financial statements are in compliance with the authorities that govern them and that public resources are applied in an effective way, in accordance with the provisions of Article 229(6) of the Constitution and submit the audit report in compliance with Article 229(7) of the Constitution.

Further, in planning and performing the audit of the financial statements and audit of compliance, I consider internal control in order to give an assurance on the effectiveness of internal controls, risk management and governance processes and systems in accordance with the provisions of Section 7(1)(a) of the Public Audit Act, 2015 and submit the audit report in compliance with Article 229(7) of the Constitution.

My consideration of the internal control would not necessarily disclose all matters in the internal control that might be material weaknesses under the ISSAIs. A material weakness is a condition in which the design or operation of one or more of the internal control components does not reduce to a relatively low level the risk that misstatements caused by error or fraud in amounts that would be material in relation to the financial statements being audited may occur and not be detected within a timely period by employees in the normal course of performing their assigned functions.

Because of its inherent limitations, internal control may not prevent or detect misstatements and instances of non-compliance. Also, projections of any evaluation of effectiveness to future periods are subject to the risk that controls may become inadequate because of changes in conditions, or that the degree of compliance with the policies and procedures may deteriorate.

As part of an audit conducted in accordance with ISSAIs, I exercise professional judgement and maintain professional skepticism throughout the audit. I also:

- Identify and assess the risks of material misstatement of the financial statements, whether due to fraud or error, design and perform audit procedures responsive to those risks, and obtain audit evidence that is sufficient and appropriate to provide a basis for my opinion. The risk of not detecting a material misstatement resulting from fraud is higher than for one resulting from error, as fraud may involve collusion, forgery, intentional omissions, misrepresentations, or the override of internal control.
- Evaluate the appropriateness of accounting policies used and the reasonableness of accounting estimates and related disclosures made by the Management.
- Conclude on the appropriateness of the Management's use of the applicable basis of services, based on the audit evidence obtained, whether a material uncertainty exists related to events or conditions that may cast significant doubt on the Agency's ability to continue to sustain its services. If I conclude that a material uncertainty exists, I am required to draw attention in the auditor's report to the related disclosures in the financial statements or, if such disclosures are inadequate, to modify my opinion. My conclusions are based on the audit evidence obtained up to the date of my audit report. However, future events or conditions may cause the Agency to cease to sustain its services.
- Evaluate the overall presentation, structure and content of the financial statements, including the disclosures, and whether the financial statements represent the underlying transactions and events in a manner that achieves fair presentation.
- Obtain sufficient appropriate audit evidence regarding the financial information and business activities of the Institute to express an opinion on the financial statements.
- Perform such other procedures as I consider necessary in the circumstances.

I communicate with the Management regarding, among other matters, the planned scope and timing of the audit and significant audit findings, including any significant deficiencies in internal control that are identified during the audit.

I also provide Management with a statement that I have complied with relevant ethical requirements regarding independence, and to communicate with them all relationships and other matters that may reasonably be thought to bear on my independence, and where applicable, related safeguards.

  
CPA Nancy Gathungu, CBS  
AUDITOR-GENERAL

Nairobi

01 February, 2022

**STATEMENT OF FINANCIAL PERFORMANCE FOR THE YEAR ENDED 30 JUNE 2020**


	Notes	2019-2020	2018-2019
		Ksh	Kshs
Revenue from non-exchange transactions			
Public contributions and donations – GOK Grants	6	702,200,001.00	845,640,000
Finance income – Interest from Banks	7a	9,205,977.49	6,193,589
<b>Total revenue</b>		<b>711,405,978</b>	<b>851,833,589</b>
Expenses			
Employee costs	8	242,937,386	244,377,852
Board Expenses	9	20,129,632	31,434,918
Depreciation and amortization expense	10	29,414,377	32,560,825
Repairs and maintenance	11	10,596,090	9,506,560
Administrative Expenses	12	105,801,727	96,500,523
Grants and subsidies – Development Expenditure	13	300,586,103	504,672,489
General Operational expenses	14	123,568,679	128,980,663
Finance costs	15	2,623,123	1,463,461
<b>Total expenses</b>		<b>835,657,116</b>	<b>1,049,497,291</b>
Surplus/( deficit) for the period/year		<b>(124,251,138)</b>	<b>(197,663,702)</b>

The notes set out on pages 31 to 50 form an integral part of these Financial Statements




Dr. Julius M Malombe  
Board Chairman  
Kenya Water Towers  
Agency

Date: 28.09.20



Prof. Julius G. Tanui, PhD, MBS  
Ag. Director General  
Kenya Water Towers Agency

Date: 28.09.20



CPA Saitoti Sirere (M/No:8419)  
Head of Finance and Accounts  
Kenya Water Towers Agency

Date: 28.09.20

STATEMENT OF FINANCIAL POSITION AS AT 30 JUNE 2020

	Notes	2019-2020	2018-2019
		Kshs	Kshs Re-stated
Assets			
Current assets			
Cash and cash equivalents	16	207,919,490	366,778,729
Receivables from exchange transactions - Prepayments	17	20,203,028	22,639,093
Receivables from non-exchange transactions	18	12,213,310	496,668
Inventories	19	16,449,900	15,277,659
<b>Sub-total</b>		<b>256,785,728</b>	<b>405,192,149</b>
Non-current assets			
Property, plant and equipment	20	95,156,621	119,514,637
Intangible assets	21	1,212,667	2,389,668
<b>Sub-total</b>		<b>96,369,288</b>	<b>121,904,305</b>
<b>Total assets</b>		<b>353,155,017</b>	<b>527,096,454</b>
Liabilities			
Current liabilities			
Trade and other payables from exchange transactions	22	236,255,338	302,783,489
Employee benefit obligation – Gratuity	23	36,115,873	26,038,581
<b>Sub-total</b>		<b>272,371,211</b>	<b>328,822,070</b>
Non-current liabilities			
Non-current employee benefit obligation - Gratuity	24	-	7,160,182
<b>Total liabilities</b>		<b>272,371,211</b>	<b>335,982,252</b>
<b>Net assets</b>		<b>80,783,805</b>	<b>191,114,202</b>
Revaluation Reserve		6,903,579	6,903,579
Accumulated surplus/(Deficit)		73,880,226	184,210,623
<b>Total net assets and liabilities</b>		<b>80,783,805</b>	<b>191,114,202</b>

The Financial Statements set out on pages 25 to 53 were signed on behalf of the Board of Directors by:

Dr. Julius M Malombe  
Board Chairman  
Kenya Water Towers  
Agency

Date: 28.09.20

Prof. Julius G. Tanui, PhD, MBS  
Ag. Director General  
Kenya Water Towers Agency

Date: 28.09.20

CPA Saitoti Sirere (M/No:8419)  
Head of Finance and Accounts  
Kenya Water Towers Agency

Date: 28.09.20

STATEMENT OF CHANGES IN NET ASSETS FOR THE YEAR ENDED 30 JUNE 2020

	Revaluation reserve	Revenue Reserves	Total
At June 30, 2018	6,903,579	387,340,918	394,244,497
At July 1, 2018	6,903,579	387,340,918	394,244,497
Revaluation gain			
Transfer of EU grant		(5,466,593)	(5,466,593)
Deferred tax on excess depreciation			
Fair value adjustment on quoted investments			
Surplus/ Deficit for the year		(197,663,702)	(197,663,702)
Capital/Development grants received during the year			
Transfer of depreciation/ amortisation from capital fund to retained earnings			
At June 30, 2019	6,903,579	184,210,623	191,114,202
At June 1st , 2019	6,903,579	184,210,623	191,114,202
Prior Year Adjustments		13,920,741	13,920,741
Accumulated Surplus for the Year		(124,251,138)	(124,251,138)
At June 30, 2020	6,903,579	73,880,226	80,783,805

STATEMENT OF CASHFLOWS FOR THE YEAR ENDED 30 JUNE 2020

	2019-2020	2018-2019
	Kshs	Kshs
<b>Cash flows from operating activities</b>		
Net Operating deficit for the year	(124,251,138)	(197,663,702)
Adjustments for		
Depreciation & amortization of Plant, Property and Equipment	29,414,377	32,560,825
<b>Net Cash flow generated from operating activities before changes in working capital</b>	<b>(94,836,761)</b>	<b>(165,102,877)</b>
<b>Changes in working capital</b>		
Decrease in Trade Receivables	496,668	845,332
Decrease in Trade and other Payables	(68,700,576)	262,179,985
Increase in Inventory	(1,172,241)	(3,545,976)
Decrease in Prepayments	2,436,065	(2,832,098)
Increase in gratuity payable	2,917,110	19,732,654
Increase in Imprest	(12,213,310)	
<b>Net cash flows from operating activities</b>	<b>(76,236,285)</b>	<b>276,379,897</b>
<b>Cash flows from investing activities</b>		
Purchase of property, plant, equipment and intangible assets	(3,879,361)	(29,569,185)
Proceeds from sale of property, plant and Equipment	-	-
Decrease in non-current receivables	-	-
<b>Net cash flows used in investing activities</b>	<b>(3,879,361)</b>	<b>(29,569,185)</b>
<b>Cash flows from financing activities</b>		
Prior Year Adjustments	16,093,168	-
Repayment of borrowings	-	-
Increase in deposits	-	-
<b>Net cash flows used in financing activities</b>		
Net increase/(decrease) in cash and cash equivalents	(158,859,239)	81,707,834
Cash and cash equivalents at 1 JULY 2019	16	285,070,894
Cash and cash equivalents at 30 JUNE 2020	16	366,778,729
		366,778,729

*Kenya Water Towers Agency*  
Annual Reports and Financial Statements  
For the year ended June 30, 2020

**STATEMENT OF COMPARISON OF BUDGET AND ACTUAL AMOUNTS  
FOR THE YEAR ENDED 30 JUNE 2020**

	Original budget		Adjustments		Revised Budget I		Adjustments		Final Revised budget II		Actual on comparable basis		Performance difference	
	2019-2020	Kshs	2019-2020	Kshs	2019-2020	Kshs	2019-2020	Kshs	2019-2020	Kshs	2019-2020	Kshs	2019-2020	Kshs
Revenue														
Public contributions and donations	457,700,000	-	457,700,000	-	457,700,000	-	457,700,000	-	457,700,000	457,700,000	457,700,000	-	-	-
Government grants and subsidies	439,000,000	50,000,000	489,000,000	50,000,000	489,000,000	(153,000,000)	336,000,000	(153,000,000)	336,000,000	244,500,000	244,500,000	(91,500,000)	(91,500,000)	
Finance income – Interest	2,800,000	2,629,023	5,429,023	2,629,023	5,429,023	3,770,977	9,200,000	3,770,977	9,200,000	9,205,977	9,205,977	(12,138.01)	(12,138.01)	
<b>Total income</b>	<b>899,500,000</b>	<b>52,629,023</b>	<b>952,129,023</b>	<b>52,629,023</b>	<b>952,129,023</b>	<b>(149,229,023)</b>	<b>802,900,000</b>	<b>(149,229,023)</b>	<b>802,900,000</b>	<b>711,405,978</b>	<b>711,405,978</b>	<b>(91,512,138.01)</b>	<b>(91,512,138.01)</b>	
Expenses														
Compensation of employees	262,366,743	-	262,366,743	-	262,366,743	-	262,366,743	-	262,366,743	242,937,386	242,937,386	(4,619,162.69)	(4,619,162.69)	
Goods and services	140,502,522	-	140,502,522	-	140,502,522	130,597,000	299,144,946	130,597,000	299,144,946	266,512,130	266,512,130	(63,714,534.29)	(63,714,534.29)	
Finance cost	1,300,000	-	1,300,000	-	1,300,000	-	1,300,000	-	1,300,000	2,623,122.77	2,623,122.77	1,323,122.77	1,323,122.77	
Rent paid	29,511,492	-	29,511,492	-	29,511,492	(5,450,133)	24,061,359	(5,450,133)	24,061,359	22,998,374.21	22,998,374.21	(1,062,984.79)	(1,062,984.79)	
Prepayments and Advances	26,819,243.00	-	26,819,243	-	26,819,243	(2,467,224)	24,352,019	(2,467,224)	24,352,019			(24,352,019.00)	(24,352,019.00)	
Grants and subsidies paid	439,000,000	50,000,000	489,000,000	50,000,000	489,000,000	(153,000,000)	336,000,000	(153,000,000)	336,000,000	300,586,103	300,586,103	(35,594,556.70)	(35,594,556.70)	
<b>Total expenditure</b>	<b>899,500,000</b>	<b>50,000,000</b>	<b>949,500,000</b>	<b>50,000,000</b>	<b>949,500,000</b>	<b>(30,320,357)</b>	<b>947,225,067</b>	<b>(30,320,357)</b>	<b>947,225,067</b>	<b>835,657,116</b>	<b>835,657,116</b>	<b>-128,020,135</b>	<b>-128,020,135</b>	
Surplus / (Deficit) for the period	-	-	-	-	-	-	-	-	-	(124,251,138)	(124,251,138)	-	-	

**NOTES TO THE FINANCIAL STATEMENTS**

**1. GENERAL INFORMATION**

The Kenya Water Towers Agency is a State Corporation under the Ministry of Environment and Forestry. It was established in 2012 vide Kenya Gazette Supplement, Legal Notice No. 27/2012 on 20th April, 2012.

**2. STATEMENT OF COMPLIANCE AND BASIS OF PREPARATION**

The financial statements have been prepared on a historical cost basis except for the measurement at re-valued amounts of certain items of property, plant and equipment, marketable securities and financial instruments at fair value, impaired assets at their estimated recoverable amounts and actuarially determined liabilities at their present value. The preparation of financial statements in conformity with International Public Sector Accounting Standards (IPSAS) allows the use of estimates and assumptions. It also requires management to exercise judgement in the process of applying the Agency's accounting policies.

The financial statements have been prepared and presented in Kenya Shillings, which is the functional and reporting currency of the Agency.

The financial statements have been prepared in accordance with the PFM Act, the State Corporations Act and International Public Sector Accounting Standards (IPSAS). The accounting policies adopted have been consistently applied to all the years presented.

**3. ADOPTION OF NEW AND REVISED STANDARDS**

- i. **Relevant new standards and amendments to published standards effective for the year ended 30 June 2020**

Standard	Impact
IPSAS 40: Public Sector Combinations	<b>Applicable: 1<sup>st</sup> January 2019</b> The standard covers public sector combinations arising from exchange transactions in which case they are treated similarly with IFRS 3 (applicable to acquisitions only). Business combinations and combinations arising from non-exchange transactions are covered purely under Public Sector combinations as amalgamations.

NOTES TO THE FINANCIAL STATEMENTS (Continued)

3 ADOPTION OF NEW AND REVISED STANDARDS (Continued)

ii. New and amended standards and interpretations in issue but not yet effective in the year ended 30 June 2019

Standard	Effective date and impact:
<p><b>IPSAS 41:</b> Financial Instruments</p>	<p><b>Applicable: 1<sup>st</sup> January 2022:</b> The objective of IPSAS 41 is to establish principles for the financial reporting of financial assets and liabilities that will present relevant and useful information to users of financial statements for their assessment of the amounts, timing and uncertainty of an entity's future cash flows. IPSAS 41 provides users of financial statements with more useful information than IPSAS 29, by:</p> <ul style="list-style-type: none"> <li>• Applying a single classification and measurement model for financial assets that considers the characteristics of the asset's cash flows and the objective for which the asset is held;</li> <li>• Applying a single forward-looking expected credit loss model that is applicable to all financial instruments subject to impairment testing; and</li> <li>• Applying an improved hedge accounting model that broadens the hedging arrangements in scope of the guidance. The model develops a strong link between an entity's risk management strategies and the accounting treatment for instruments held as part of the risk management strategy.</li> </ul>
<p><b>IPSAS 42:</b> Social Benefits</p>	<p><b>Applicable: 1<sup>st</sup> January 2022</b> The objective of this Standard is to improve the relevance, faithful representativeness and comparability of the information that a reporting entity provides in its financial statements about social benefits. The information provided should help users of the financial statements and general purpose financial reports assess:</p> <ol style="list-style-type: none"> <li>(a) The nature of such social benefits provided by the entity;</li> <li>(b) The key features of the operation of those social benefit schemes; and</li> <li>(c) The impact of such social benefits provided on the entity's financial performance, financial position and cash flows.</li> </ol>

iii. **Early adoption of standards**

The entity did not early – adopt any new or amended standards in year 2019.

**4 SUMMARY OF SIGNIFICANT ACCOUNTING POLICIES**

a) **Revenue recognition**

i) **Revenue from non-exchange transactions**

**Fees, taxes and fines**

The entity recognizes revenues from fees, taxes and fines when the event occurs and the asset recognition criteria are met. To the extent that there is a related condition attached that would give rise to a liability to repay the amount, deferred income is recognized instead of revenue. Other non-exchange revenues are recognized when it is probable that the future economic benefits or service potential associated with the asset will flow to the entity and the fair value of the asset can be measured reliably.

**Transfers from other government entities**

Revenues from non-exchange transactions with other government entities are measured at fair value and recognized on obtaining control of the asset (cash, goods, services and property) if the transfer is free from conditions and it is probable that the economic benefits or service potential related to the asset will flow to the entity and can be measured reliably. Recurrent grants are recognized in the statement of comprehensive income. Development/capital grants are recognized in the statement of financial position and realised in the statement of comprehensive income over the useful life of the assets that has been acquired using such funds.

ii) **Revenue from exchange transactions**

**Interest income**

Interest income is accrued using the effective yield method. The effective yield discounts estimated future cash receipts through the expected life of the financial asset to that asset's net carrying amount. The method applies this yield to the principal outstanding to determine interest income each period.

b) **Budget information**

The original budget for FY 2018-2019 was approved by the National Assembly on June 2018. Subsequent revisions or additional appropriations were made to the approved budget in accordance with specific approvals from the appropriate authorities. The additional appropriations are added to the original budget by the entity upon receiving the respective approvals in order to conclude the final budget. Accordingly, the entity recorded additional appropriations of June 2019 on the 2018-2019 budget following the governing body's approval.

The entity's budget is prepared on a different basis to the actual income and expenditure disclosed in the financial statements. The financial statements are

**Kenya Water Towers Agency**  
**Annual Reports and Financial Statements**  
**For the year ended June 30, 2020**

---

prepared on accrual basis using a classification based on the nature of expenses in the statement of financial performance, whereas the budget is prepared on a cash basis. The amounts in the financial statements were recast from the accrual basis to the cash basis and reclassified by presentation to be on the same basis as the approved budget. A comparison of budget and actual amounts, prepared on a comparable basis to the approved budget, is then presented in the statement of comparison of budget and actual amounts.

In addition to the Basis difference, adjustments to amounts in the financial statements are also made for differences in the formats and classification schemes adopted for the presentation of the financial statements and the approved budget.

A statement to reconcile the actual amounts on a comparable basis included in the statement of comparison of budget and actual amounts and the actuals as per the statement of financial performance has been presented under section xxx of these financial statements.

**c) Property, plant and equipment**

All property, plant and equipment are stated at cost less accumulated depreciation and impairment losses. Cost includes expenditure that is directly attributable to the acquisition of the items. When significant parts of property, plant and equipment are required to be replaced at intervals, the entity recognizes such parts as individual assets with specific useful lives and depreciates them accordingly. Likewise, when a major inspection is performed, its costs recognized in the carrying amount of the plant and equipment as a replacement if the recognition criteria are satisfied. All other repair and maintenance costs are recognized in surplus or deficit as incurred. Where an asset is acquired in a non-exchange transaction for nil or nominal consideration the asset is initially measured at its fair value.

Depreciation is calculated using straight line method on the cost of each Asset to its residual value over its useful life using the following per annum rate:

Asset	Rate of Depreciation
Motor vehicle	25%
Furniture and Fittings	12.5%
Computer and Accessories	30%

**d) Intangible assets**

Intangible assets acquired separately are initially recognized at cost. The cost of intangible assets acquired in a non-exchange transaction is their fair value at the date of the exchange. Following initial recognition, intangible assets are carried at cost less any accumulated amortization and accumulated impairment losses. Internally generated intangible assets, excluding capitalized development costs, are not capitalized and expenditure is reflected in surplus or deficit in the period

in which the expenditure is incurred. Intangible Asset are amortized at a rate of 33.3% per annum

The useful life of the intangible assets is assessed as either finite or indefinite.

**e) Inventories**

After initial recognition, inventory is measured at the lower of cost and net realizable value. However, to the extent that a class of inventory is distributed or deployed at no charge or for a nominal charge, that class of inventory is measured at the lower of cost and current replacement cost.

Net realizable value is the estimated selling price in the ordinary course of operations, less the estimated costs of completion and the estimated costs necessary to make the sale, exchange, or distribution.

Inventories are recognized as an expense when deployed for utilization or consumption in the ordinary course of operations of the Entity.

**f) Provisions**

Provisions are recognized when the Entity has a present obligation (legal or constructive) as a result of a past event, it is probable that an outflow of resources embodying economic benefits or service potential will be required to settle the obligation and a reliable estimate can be made of the amount of the obligation.

Where the Entity expects some or all of a provision to be reimbursed, for example, under an insurance contract, the reimbursement is recognized as a separate asset only when the reimbursement is virtually certain.

The expense relating to any provision is presented in the statement of financial performance net of any reimbursement.

**g) Nature and purpose of reserves**

The Entity creates and maintains reserves in terms of specific requirements.

**h) Changes in accounting policies and estimates**

The Entity recognizes the effects of changes in accounting policy retrospectively. The effects of changes in accounting policy are applied prospectively if retrospective application is impractical.

**i) Employee benefits**

**Retirement benefit plans**

The Entity provides retirement benefits for its employees and directors. Defined contribution plans are post-employment benefit plans under which an entity pays fixed contributions into a separate entity (a fund), and will have no legal or constructive obligation to pay further contributions if the fund does not hold sufficient assets to pay all employee benefits relating to employee service in the

**Kenya Water Towers Agency**  
**Annual Reports and Financial Statements**  
**For the year ended June 30, 2020**

---

current and prior periods. The contributions to fund obligations for the payment of retirement benefits are charged against income in the year in which they become payable.

Defined benefit plans are post-employment benefit plans other than defined-contribution plans. The defined benefit funds are actuarially valued tri-annually on the projected unit credit method basis. Deficits identified are recovered through lump sum payments or increased future contributions on proportional basis to all participating employers. The contributions and lump sum payments reduce the post-employment benefit obligation.

**j) Foreign currency transactions**

Transactions in foreign currencies are initially accounted for at the ruling rate of exchange on the date of the transaction. Trade creditors or debtors denominated in foreign currency are reported at the statement of financial position reporting date by applying the exchange rate on that date. Exchange differences arising from the settlement of creditors, or from the reporting of creditors at rates different from those at which they were initially recorded during the period, are recognized as income or expenses in the period in which they arise.

The Entity regards a related party as a person or an entity with the ability to exert control individually or jointly, or to exercise significant influence over the Entity, or vice versa. Members of key management are regarded as related parties and comprise the directors, the CEO and senior managers.

**k) Cash and cash equivalents**

Cash and cash equivalents comprise cash on hand and cash at bank, short-term deposits on call and highly liquid investments with an original maturity of three months or less, which are readily convertible to known amounts of cash and are subject to insignificant risk of changes in value. Bank account balances include amounts held at the Central Bank of Kenya and at various commercial banks at the end of the financial year. For the purposes of these financial statements, cash and cash equivalents also include short term cash imprests and advances to authorised public officers and/or institutions which were not surrendered or accounted for at the end of the financial year.

**l) Comparative figures**

Where necessary comparative figures for the previous financial year have been amended or reconfigured to conform to the required changes in presentation.

**m) Subsequent events**

There have been no events subsequent to the financial year end with a significant impact on the financial statements for the year ended June 30, 2019.

**NOTES TO THE FINANCIAL STATEMENTS (Continued)**

**5 SIGNIFICANT JUDGMENTS AND SOURCES OF ESTIMATION UNCERTAINTY**

The preparation of the Entity's financial statements in conformity with IPSAS requires management to make judgments, estimates and assumptions that affect the reported amounts of revenues, expenses, assets and liabilities, and the disclosure of contingent liabilities, at the end of the reporting period. However, uncertainty about these assumptions and estimates could result in outcomes that require a material adjustment to the carrying amount of the asset or liability affected in future periods. State all judgements, estimates and assumptions made: e.g

**Estimates and assumptions**

The key assumptions concerning the future and other key sources of estimation uncertainty at the reporting date, that have a significant risk of causing a material adjustment to the carrying amounts of assets and liabilities within the next financial year, are described below. The Entity based its assumptions and estimates on parameters available when the consolidated financial statements were prepared. However, existing circumstances and assumptions about future developments may change due to market changes or circumstances arising beyond the control of the Entity. Such changes are reflected in the assumptions when they occur. IPSAS 1.140

**Useful lives and residual values**

The useful lives and residual values of assets are assessed using the following indicators to inform potential future use and value from disposal:

- The condition of the asset based on the assessment of experts employed by the Entity
- The nature of the asset, its susceptibility and adaptability to changes in technology and processes
- The nature of the processes in which the asset is deployed
- Availability of funding to replace the asset
- Changes in the market in relation to the asset

**6 TRANSFERS FROM OTHER GOVERNMENTS**

Description	2019-2020	2018-2019
	KShs	KShs
<b>Unconditional grants</b>		
Operational grant	702,200,001	845,640,000
Other grants - EU	-	-
<b>Total government grants and subsidies</b>	<b>702,200,001</b>	<b>845,640,000</b>

**7a) OTHER INCOME**

Description	2019-2020	2018-2019
	KShs	KShs
Finance Income	9,205,977	6,193,589
<b>Total other income</b>	<b>9,205,977</b>	<b>6,193,589</b>

**NOTES TO THE FINANCIAL STATEMENTS (Continued)**

**7b) TRANSFERS FROM MINISTRIES, DEPARTMENTS AND AGENCIES**

Name of the Entity sending the grant	Amount recognized to Statement of Comprehensive Income KShs	Amount deferred under deferred income KShs	Amount recognised in capital fund.	Total grant income during the year	2018-2019
			KShs	KShs	KShs
State Department of Environment and Forestry	702,200,001			702,200,001	702,200,001
<b>Total</b>	<b>702,200,001</b>			<b>702,200,001</b>	<b>702,200,001</b>

**8. EMPLOYEE COSTS**

	2019-2020	2018-2019
	KShs	KShs
Salaries and wages	146,950,111	143,906,736
Contributions to pensions (Employer's contribution)	10,914,275	9,560,775
Special Duty Allowance	1,215,821	263,625
Housing benefits and Commuter allowances	59,671,259	57,095,227
Extraneous Allowance	481,000	397,600
Gratuity	19,593,855	29,592,528
N.S.S.F - Employer	460,000	252,000
Leave Allowance	1,973,000.00	2,286,136
Responsibility Allowance	778,065	1,023,225
<b>Employee costs</b>	<b>242,937,386</b>	<b>244,377,852</b>

**9. REMUNERATION OF DIRECTORS-Board Expenses**

Description	2019-2020	2018-2019
	KShs	KShs
Chairman's Honoraria	960,000	960,000
Directors emoluments	19,169,632	30,474,918
<b>Total director emoluments</b>	<b>20,129,632</b>	<b>31,434,918</b>

**NOTES TO THE FINANCIAL STATEMENTS (Continued)**

**10. DEPRECIATION AND AMORTIZATION EXPENSE**

Description	2019-2020	2018-2019
	KShs	KShs
Property, plant and equipment	28,237,376	31,383,824
Intangible assets	1,177,001	1,177,001
<b>Total depreciation and amortization</b>	<b>29,414,377</b>	<b>32,560,825</b>

**11. REPAIRS AND MAINTENANCE**

Description	2019-2020	2018-2019
	KShs	KShs
Vehicles	5,385,997.81	7,459,531.78
Computers and accessories	5,210,092	2,047,028.25
<b>Total repairs and maintenance</b>	<b>10,596,089.81</b>	<b>9,506,560.03</b>

**12 ADMINISTRATIVE EXPENSES**

Description	2019-2020	2018-2019
	KShs	KShs
Office Rent	18,583,964	21,385,682
Contracted Professional Services		3,102,400
Medical Insurance		22,524,456
Temporary Committees (Joint Enforcement Unit)	50,768,727	48,228,263
Group life and Group Personal Insurance	1,535,051	1,259,722
Audit Fees	660,000	-
Insurance - WIBA	649,525	
Recruitment	5,888,487	-
Office Partitioning	23,720,573	-
Legal Fees	3,995,400	-
<b>Total administrative expenses</b>	<b>105,801,727</b>	<b>96,500,523</b>

**13 GRANTS AND SUBSIDIES (Development Expenditure)**

Description	2019-2020	2018-2019
	KShs	KShs
Audit of Rehabilitation Activities	1,760,300	6,303,400
Assessments of Critical water Catchment	9,790,900	
Ecosystems Management Plan	14,595,770	34,771,799
Establishment of Bamboo Enterprise	16,954,896	103,877,123
Implementation of CLIP Interventions in Water Towers-CDAPs and Promotion of ease of doing business and Green Investment Opportunities	7,664,816	10,079,335
Rehabilitation of Gullies & tree planting	17,791,278	14,248,600

**Kenya Water Towers Agency**  
**Annual Reports and Financial Statements**  
**For the year ended June 30, 2020**

Mapping Critical Catchments, Wetlands and Biodiversity Hotspots	5,052,111	29,268,300
Multilateral Engagment and Strategic Plan and Policy & Bill	18,855,100	
Monitoring and Evaluation	12,646,300	42,975,838
Monitoring Framework	2,800,693	12,492,738
Communication, Corporate Branding and ICT	11,854,110	26,953,370
Rehabilitation Works– Governance and Co-ordination		128,606,209
Water Towers Conservation Plans (WTCPs)		11,130,072
Water Towers Status Report	23,354,148	36,668,813
Total Economic Valuation	4,758,900	
Hay Production		4,460,530
Water Systems in Schools		7,988,980
Installation of Solar in schools		7,028,051
Construction of Biogas in schools (Model School)	24,450,362	19,486,398
Honey Production	9,545,576	8,332,933
Environmental Impact Assessment	2,249,456	
Mau Phase II Restoration Programme	40,004,700	
Regional Project Planning and Implementation	11,707,352	
Survey and Gazettement of Water Towers	14,992,706	
Water Towers Emergency Fund	986,300	
10% National Tree Cover	48,770,330	
<b>Total grants and subsidies</b>	<b>300,586,103</b>	<b>504,672,489</b>

**14. GENERAL OPERATIONAL EXPENSES**

Description	2019-2020 KShs	2018-2019 KShs
Telephone Expenses	5,927,100	2,944,950
Internet Expenses	1,116,166	2,287,345
HIV and AIDS		3,431,318
Medical Insurance	29,696,443	-
Training	13,750,952	21,813,020
Accommodation & Domestic travel	20,286,442	56,886,085
Strategic Plan		1,376,500.00
Advertising	7,086,989	1,627,358
Fuel, oil and lubricants	9,435,000	3,000,000
Hospitality supplies & services	3,624,805	10,623,316
Office & General supplies	20,791,297	16,166,365
Insurance – Motor Vehicle	4,203,233	4,327,671
Parking Charges	4,414,410	3,327,035
ISO Certification	-	1,169,700
Regional Office Expenses	3,235,842	
<b>Total general operational expenses</b>	<b>123,568,679</b>	<b>128,980,663</b>

NOTES TO THE FINANCIAL STATEMENTS (Continued)

15. FINANCE COSTS (Bank Charges)

Description	2019-2020	2018-2019
	KShs	KShs
Bank Charges	2,623,122.77	1,463,461
<b>Total finance costs</b>	<b>2,623,122.77</b>	<b>1,463,461</b>

16. CASH AND CASH EQUIVALENTS

Description	2019-2020	2018-2019
	KShs	KShs
Current account	207,919,490	366,778,729
<b>Total cash and cash equivalents</b>	<b>207,919,490</b>	<b>366,778,729</b>

16(a).DETAILED ANALYSIS OF THE CASH AND CASH EQUIVALENTS

Financial institution	Account number	2019-2020	2018-2019
		KShs	KShs
<b>a) Current account</b>			
Kenya Commercial bank – Development	1169617867	95,152,311	235,046,902
Kenya Commercial bank – EU	1206871059	1,001	1,001
National Bank of Kenya - Recurrent	01001094665400	78,545,282	101,308,889
National Bank of Kenya - Gratuity	01001094665401	34,220,896	30,421,939
<b>Sub- total</b>			<b>366,778,729</b>
<b>b) Others(specify)</b>			
Cash in transit			-
cash in hand			-
<b>Sub- total</b>			<b>366,778,729</b>
<b>Grand total</b>		<b>207,919,490</b>	<b>366,778,729</b>

17. RECEIVABLES FROM EXCHANGE TRANSACTIONS (Prepayments)

Description	2019-2020	2018-2019
	KShs	KShs
<b>Current receivables - Prepayments</b>		
Medical Insurance(10 months)	19,989,620	21,733,679
GPA, Group Life and WIBA		905,413
Office Rent	213,408	
Office Parking ( 1 Month)		
<b>Total current receivables</b>	<b>20,203,028</b>	<b>22,639,093</b>

**NOTES TO THE FINANCIAL STATEMENTS (Continued)**

**18. RECEIVABLES FROM NON-EXCHANGE TRANSACTIONS**

Description	2019-2020	2018-2019
	KShs	KShs
Current receivables	12,213,310	
Staff salary advance	-	496,668
<b>Total current receivables</b>	<b>12,213,310</b>	<b>496,668</b>

**19. INVENTORIES**

Description	2019-2020	2018-2019
	KShs	KShs
Consumable stores	16,449,900	15,277,659
<b>Total inventories at the lower of cost and net realizable value</b>	<b>16,449,900</b>	<b>15,277,659</b>

*Kenya Water Towers Agency*  
Annual Reports and Financial Statements  
For the year ended June 30, 2020

**NOTES TO THE FINANCIAL STATEMENTS (Continued)**  
**20. PROPERTY, PLANT AND EQUIPMENT**

Cost	Motor vehicles 25%	Furniture and fittings 12.50%	Computers & Related Accessories 30%	Total
As at 1st July 2018	127,709,387	18,729,969	32,445,450	178,884,806
Additions Fy 2018/2019		13,824,664	12,177,852	26,002,516
At 30 <sup>th</sup> June 2019	127,709,387	32,554,633	44,623,302	204,887,322
As at 1st July 2019	127,709,387	32,554,633	44,623,302	204,887,322
Additions FY 2019-2020		1,595,860	2,283,500	3,879,360
Disposals	0	0	0	
Transfer/adjustments	0	0	0	
At 30 <sup>th</sup> June 2020	127,709,387	34,150,493	46,906,802	208,766,682
Depreciation and impairment				
At 30 June 2018	-25,485,306	-5,477,882	-23,025,671	-53,988,861
At 1 <sup>st</sup> July 2018	-25,485,306	-5,477,882	-23,025,671	-53,988,861
Depreciation FY2018/2019	-25,556,020	-2,088,532	-3,739,272	-31,383,824
At 30 <sup>th</sup> June 2019	-51,041,326	-7,566,414	-26,764,943	-85,372,685
As at 1st July 2019	-51,041,326	-7,566,414	-26,764,943	-85,372,685
Depreciation FY 2019/2020	-19,167,015	-3,123,527	-5,946,833	-28,237,376
At 30 <sup>th</sup> June 2020	-70,208,341	-10,689,941	-32,711,776	-113,610,061
Net book values				
At 30 <sup>th</sup> June 2020	57,501,046	23,460,552	14,195,026	95,156,624
At 30 <sup>th</sup> June 2019	76,668,060	24,988,219	17,858,358	119,514,647

NOTES TO THE FINANCIAL STATEMENTS (Continued)

21. INTANGIBLE ASSETS-SOFTWARE

Description	2019-2020	2018-2019
	KShs 33.3%	KShs 33.3%
Cost		-
At beginning of the year	3,566,669	-
Additions	-	3,566,669
At end of the year	3,566,669	3,566,669
Amortization and impairment		
At beginning of the year	1,177,001	-
Amortization for the year	1,177,001	1,177,001
At end of the year	2,354,002	1,177,001
		-
NBV at the end of the Year	1,212,667	2,389,668

22. TRADE AND OTHER PAYABLES FROM EXCHANGE TRANSACTIONS

Description	2019-2020	2018-2019
	KShs	KShs
Trade payables	236,255,338	302,783,489
Other payables		-
Total trade and other payables	236,255,338	302,783,489

23. EMPLOYEE BENEFIT OBLIGATION-Gratuity

Description	Long service leave	Gratuity	Other Provisions	Total
	KShs	KShs	KShs	KShs
Balance at the beginning of the year	-	33,198,763	-	33,198,763
Additional Provisions	-	19,593,855.79	-	19,593,855.79
Provision utilised		(16,676,746)		(16,676,746)
Balance at the end of the year	-	36,115,873		36,115,873

**NOTES TO THE FINANCIAL STATEMENTS (Continued)**

**24. NON-CURRENT PROVISIONS-Gratuity**

Description	Long service leave	Gratuity	Other Provisions	Total
	KShs	KShs	KShs	KShs
Balance at the beginning of the year	-	7,160,182	-	
Additional Provisions	-			
Provision utilised		(7,160,182)		
Balance at the end of the year	-	0		0

**25. FINANCIAL RISK MANAGEMENT**

The entity's activities expose it to a variety of financial risks including credit and liquidity risks and effects of changes in foreign currency. The entity's overall risk management programme focuses on unpredictability of changes in the business environment and seeks to minimise the potential adverse effect of such risks on its performance by setting acceptable levels of risk. The entity does not hedge any risks and has in place policies to ensure that credit is only extended to customers with an established credit history.

The entity's financial risk management objectives and policies are detailed below:

**(i) Credit risk**

The entity has exposure to credit risk, which is the risk that a counterparty will be unable to pay amounts in full when due. Credit risk arises from cash and cash equivalents, and deposits with banks, as well as trade and other receivables and available-for-sale financial investments.

Management assesses the credit quality of each customer, taking into account its financial position, past experience and other factors. Individual risk limits are set based on internal or external assessment in accordance with limits set by the directors. The amounts presented in the statement of financial position are net of allowances for doubtful receivables, estimated by the entity's management based on prior experience and their assessment of the current economic environment.

**Kenya Water Towers Agency**  
**Annual Reports and Financial Statements**  
**For the year ended June 30, 2020**

**NOTES TO THE FINANCIAL STATEMENTS (Continued)**

The carrying amount of financial assets recorded in the financial statements representing the entity's maximum exposure to credit risk without taking account of the value of any collateral obtained is made up as follows:

	Total amount Kshs	Fully performing Kshs	Past due Kshs	Impaired Kshs
<b>At 30 June 2020</b>				
Receivables from exchange transactions	256,199,546	256,199,546	-	-
Receivables from non- exchange transactions	20,203,028	20,203,028	-	-
Receivables from non-exchange transactions-Imprest, Salary Advance	12,232,602	12,232,602	-	-
Bank balances	207,919,490	207,919,490	-	-
<b>Total</b>	<b>496,554,666</b>	<b>496,554,666</b>		
<b>At 30 June 2019</b>				
Receivables from non-exchange transactions	22,639,093	22,639,093	-	-
Receivables from non-exchange transactions-Imprest, Salary Advance	496,668	496,668	-	-
Bank balances	366,778,729	366,778,729	-	-
<b>Total</b>	<b>389,914,490</b>	<b>389,914,490</b>	-	-

**(ii) Liquidity risk management**

Ultimate responsibility for liquidity risk management rests with the entity's directors, who have built an appropriate liquidity risk management framework for the management of the entity's short, medium and long-term funding and liquidity management requirements. The entity manages liquidity risk through continuous monitoring of forecasts and actual cash flows.

**NOTES TO THE FINANCIAL STATEMENTS (Continued)**

The table below represents cash flows payable by the entity under non-derivative financial liabilities by their remaining contractual maturities at the reporting date. The amounts disclosed in the table are the contractual undiscounted cash flows. Balances due within 12 months equal their carrying balances, as the impact of discounting is not significant.

	Less than 1 month	Between 1-3 months	Over 5 months	Total
	Kshs	Kshs	Kshs	Kshs
<b>At 30 June 2019</b>				
Trade payables			236,255,338	236,255,338
Current portion of borrowings			-	-
Provisions			-	-
Deferred income			-	-
Employee benefit obligation (Gratuity)			36,115,873	36,115,873
<b>Total</b>			<b>272,371,211</b>	<b>272,371,211</b>
<b>At 30 June 2018</b>				
Trade payables		-	302,783,489	302,783,489
Provisions		-	-	-
Deferred income		-	-	-
Employee benefit obligation (Gratuity)		-	33,198,763	33,198,763
<b>Total</b>		-	<b>335,982,252</b>	<b>335,982,252</b>

**(iii) Market risk**

The board has put in place an internal audit function to assist it in assessing the risk faced by the entity on an ongoing basis, evaluate and test the design and effectiveness of its internal accounting and operational controls.

Market risk is the risk arising from changes in market prices, such as interest rate, equity prices and foreign exchange rates which will affect the entity's income or the value of its holding of financial instruments. The objective of market risk management is to manage and control market risk exposures within acceptable parameters, while optimising the return. Overall responsibility for managing market risk rests with the Audit and Risk Management Committee.

The entity's Finance Department is responsible for the development of detailed risk management policies (subject to review and approval by Audit and Risk Management Committee) and for the day to day implementation of those policies.

There has been no change to the entity's exposure to market risks or the manner in which it manages and measures the risk.

**Kenya Water Towers Agency**  
**Annual Reports and Financial Statements**  
**For the year ended June 30, 2020**

**a) Interest rate risk**

Interest rate risk is the risk that the entity's financial condition may be adversely affected as a result of changes in interest rate levels. The entity's interest rate risk arises from bank deposits. This exposes the entity to cash flow interest rate risk. The interest rate risk exposure arises mainly from interest rate movements on the entity's deposits.

*Management of interest rate risk*

To manage the interest rate risk, management has endeavoured to bank with institutions that offer favourable interest rates.

**iv) Capital Risk Management**

The objective of the entity's capital risk management is to safeguard the Board's ability to continue as a going concern. The entity capital structure comprises of the following funds:

	2019-2020	2018-2019
	Kshs	Kshs
Revaluation reserve	6,903,579	6,903,579
Revenue Reserves	198,131,364	388,777,904
Accumulated Surplus (Deficit)	(124,251,138)	(197,663,702)
<b>Total funds</b>	<b>80,783,805</b>	<b>191,114,202</b>
Less: cash and bank balances	207,919,490	366,778,729
Net debt/(excess cash and cash equivalents)	127,135,685	(175,664,527)
<b>Gearing</b>	<b>0.61</b>	<b>-0.48</b>

NOTES TO THE FINANCIAL STATEMENTS (Continued)

26. RELATED PARTY BALANCES

Nature of related party relationships

Entities and other parties related to the entity include those parties who have ability to exercise control or exercise significant influence over its operating and financial decisions. Related parties include management personnel, their associates and close family members.

Government of Kenya

The Government of Kenya is the principal shareholder of the *entity*, holding 100% of the *entity's* equity interest. The Government of Kenya has provided full guarantees to all long-term lenders of the entity, both domestic and external. Other related parties include:

- i) The National Government;
- ii) The Parent Ministry;
- iii) Employees
- iv) Board of directors

	2019-2020	2018-2019
	Kshs	Kshs
<b>Transactions with related parties</b>		
a) Sales to related parties		-
b) Grants from the Government		
Grants from National Government	702,200,001	845,640,000
Grants from County Government		-
Donations in kind		-
<b>Total</b>	<b>702,200,001</b>	<b>845,640,000</b>
c) Expenses incurred on behalf of related party		
Payments of salaries and wages for 117 employees.	242,937,386	244,377,852
Payments for goods and services for		
<b>Total</b>		<b>244,377,852</b>
d) Key management compensation		
Directors' emoluments	20,129,632	31,434,918
Compensation to the CEO		
Compensation to key management		
<b>Total</b>	<b>20,129,632</b>	<b>31,434,918</b>

27. CONTINGENT ASSETS AND CONTINGENT LIABILITIES

There was no any contingent liability reported under the Fy2018/2019

**NOTES TO THE FINANCIAL STATEMENTS (Continued)**

**28. EVENTS AFTER THE REPORTING PERIOD**

There were no material adjusting and non- adjusting events after the reporting period.

**NOTES TO THE FINANCIAL STATEMENTS (Continued)**

**29. ULTIMATE AND HOLDING ENTITY**

The entity is a State Corporation/ or a Semi- Autonomous Government Agency under the Ministry of Environment and Forestry. Its ultimate parent is the Government of Kenya.


**30. Currency**

The financial statements are presented in Kenya Shillings (Kshs).

**APPENDIX 1: PROGRESS ON FOLLOW UP OF AUDITOR RECOMMENDATIONS**

The following is the summary of issues raised by the external auditor, and management comments that were provided to the auditor. We have nominated focal persons to resolve the various issues as shown below with the associated time frame within which we expect the issues to be resolved.

Reference No. on the external audit Report	Issue / Observations from Auditor	Management comments	Focal Point person to resolve the issue ( <i>Name and designation</i> )	Status: ( <i>Resolved / Not Resolved</i> )	Timeframe: ( <i>Put a date when you expect the issue to be resolved</i> )
AA/KWTAI/2017-2018/VOL.1(4 )	Inaccurate figure of cash and cash equivalent Balances Ksh 285,070,894		Finance Manager	Resolved	-
AA/KWTAI/2017-2018/VOL.1(4 )	Un-operationalized Water Towers Conservation Fund		CEO	Not Resolved	Resolution of the board



Prof Julius Tanui, PhD, MBS  
 Ag. Director General  
 Kenya Water Towers Agency

Date: 28.09.2020

*Kenya Water Towers Agency*  
**Annual Reports and Financial Statements**  
**For the year ended June 30, 2020**

**APPENDIX II: PROJECTS IMPLEMENTED BY THE ENTITY**

**Projects**

Projects implemented by the State Corporation/ SAGA Funded by development partners

Project title	Project Number	Donor	Period/duration	Donor commitment	Separate donor reporting required as per the donor agreement (Yes/No)	Consolidated in these financial statements (Yes/No)
1. Mitigation and Management of Soil Loss		GoK			No	No
2. Community Livelihood Improvement Program (CLIP)		GoK			No	No

**Status of Projects completion**

	Project	Total project Cost	Total expended to date	Completion % to date	Budget	Actual	Sources of funds
1	Mitigation and Management of Soil Loss	1,346,000	452,500,000	34%	129,000,000	79,500,000	GoK
2	Community Livelihood Improvement Program (CLIP)	1,500,000	599,000,000	40%	258,000,000	140,000,000	GoK

**Kenya Water Towers Agency**  
**Annual Reports and Financial Statements**  
**For the year ended June 30, 2020**

**APPENDIX III: INTER-ENTITY TRANSFERS**

ENTITY NAME:				
Break down of Transfers from the State Department of Environment and Forestry				
FY 2019/2020				
a.	Recurrent Grants	<u>Bank Statement Date</u>	<u>Amount (KShs)</u>	<u>Indicate the FY to which the amounts relate</u>
		09/30/2019	114,425,000.00	FY 2019/2020
		11/26/2019	114,425,000.00	FY 2019/2020
		03/12/2020	114,425,000.00	FY 2019/2020
		05/29/2020	38,141,667.00	FY 2019/2020
		06/05/2020	38,141,667.00	FY 2019/2020
		06/29/2020	38,141,667.00	FY 2019/2020
			<b>457,700,001.00</b>	
b.	Development Grants	<u>Bank Statement Date</u>	<u>Amount (KShs)</u>	<u>Indicate the FY to which the amounts relate</u>
		24/10/2019	244,500,000	FY 2019/2020
		<b>Total</b>	<b>244,500,000</b>	

The above amounts have been communicated to and reconciled with the parent Ministry

*Saitoti Sirere*  
 Finance Manager,  
 CPA Saitoti Sirere  
 Kenya Water Towers Agency

*Peninah Njuguna*  
 Head of Accounting Unit  
 CPA Peninah Njuguna  
 Ministry of Environment and Forestry

*Kenya Water Towers Agency*  
**Annual Reports and Financial Statements**  
**For the year ended June 30, 2020**

**APPENDIX IV: RECORDING OF TRANSFERS FROM OTHER GOVERNMENT ENTITIES**

Name of the MDA/Donor Transferring the funds	Date received as per bank statement	Nature: Recurrent/Development/Others	Total Amount - KES	Where Recorded/recognized					Total Transfers during the Year
				Statement of Financial Performance	Capital Fund	Deferred Income	Receivables	Others - must be specific	
Ministry of Environment and Forestry	09/30/2019	Recurrent	114,425,000	114,425,000	-	-	-	-	-
	11/26/2019	Recurrent	114,425,000	114,425,000	-	-	-	-	-
	03/12/2020	Recurrent	114,425,000	114,425,000	-	-	-	-	-
	05/29/2020	Recurrent	38,141,667	38,141,667	-	-	-	-	-
	06/05/2020	Recurrent	38,141,667	38,141,667	-	-	-	-	-
	24/10/2019	Recurrent	38,141,667	38,141,667	-	-	-	-	-
	09/30/2019	Development	244,500,000	244,500,000	-	-	-	-	-
			<b>702,200,001</b>	<b>702,200,001</b>	-	-	-	-	-
<b>Total</b>									