



REPUBLIC OF KENYA

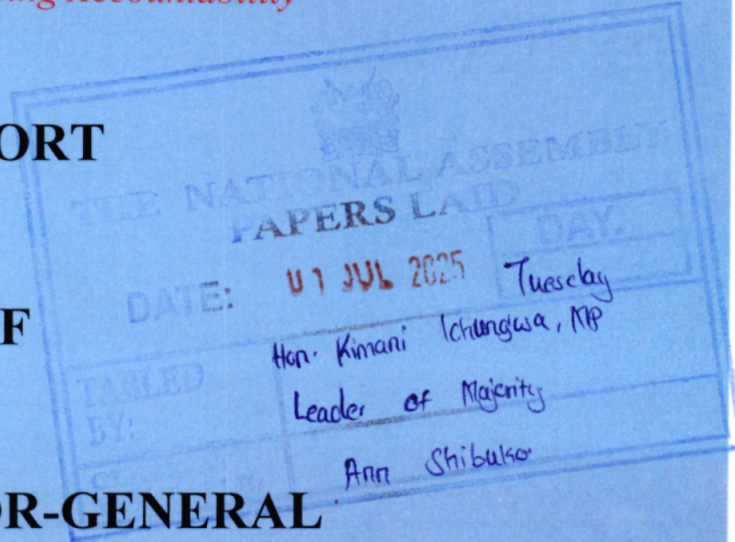


Enhancing Accountability

REPORT



OF



THE AUDITOR-GENERAL

ON

NYANDARUA HIGH SCHOOL

**FOR THE YEAR ENDED
30 JUNE, 2024**

NYANDARUA COUNTY

Revised 30th June 2024.



NYANDARUA HIGH SCHOOL
ANNUAL REPORT AND FINANCIAL STATEMENTS
FOR THE FINANCIAL YEAR ENDED
30TH JUNE 2024

Prepared in accordance with the Cash Basis of Accounting Method under the International Public Sector Accounting Standards (IPSAS)

**NYANDARUA HIGH SCHOOL
PUBLIC SECONDARY SCHOOL
Annual Report and Financial Statements
For the financial year ended 30th June 2024**

Table of Contents

Page

- 1. Acronyms and Definition of Key Terms..... ii
- 2. Key School Information and Management iii
- 3. Summary Report of Performance of The School viii
- 4. Statement of School Management Responsibilityxvii
- 5. Report Of The Independent Auditors (*To be attached*)xviii
- 6. Statement Of Receipts and Payments for the Year Ended 30th June 2024 1
- 7. Statement of Assets and Liabilities As At 30th June 2024 2
- 8. Statement of Cash Flows for the Year Ended 30th June 2024 3
- 9. Statement Of Budgeted Versus Actual Amounts for The Year Ended 30th June 2024 4
- 10. Significant Accounting Policies 7
- 11. Notes To the Financial Statements 9
- 12. Progress on Followup of Auditors' Recommendation 16
- 13. Annexes 17



**NYANDARUA HIGH SCHOOL
PUBLIC SECONDARY SCHOOL
Annual Report and Financial Statements
For the financial year ended 30th June 2024**

1. Acronyms and Definition of Key Terms

A. Acronyms.

BOM	Board of Management
CEB	County Education Board
IPSAS	International Public Sector Accounting Standards
KCSE	Kenya Certificate of Secondary Education
PFM	Public Finance Management
PSASB	Public Sector Accounting Standards Board
FY	Financial Year
FDSE	Free Day Secondary Education
TSC	Teachers Service Commission
SMASSE	Strengthening of Mathematics and Science in Secondary Education

B. Definition of Key Terms

Comparative Year- Means the prior period.

(This list is an indication of the common acronyms and abbreviations; the Entity should include all from the annual report and financial statements prepared)

**NYANDARUA HIGH SCHOOL
PUBLIC SECONDARY SCHOOL
Annual Report and Financial Statements
For the financial year ended 30th June 2024**

2. Key School Information and Management

(a) Background information

The school is domiciled in Kenya and its operations are governed under the Basic Education Act, 2013. It is located in **Nyandarua County, Nyandarua Central Sub-County**.

The school was registered in **28/07/2017** under registration number **18-S-0030-0471** and is currently categorized as a **National public school** established, owned and operated by the Government.

The school is a boarding school and had **1073** number of students as at **30th JUNE, 2024**.

It had **5** streams in form **3 & 4**, **6** streams in form **1 & 2** and **48** teachers of which **9** teachers were employed by the School Board of Management

(b) School Board of Management - Board Members

The School Board of Management established under Section 55 of the Basic Education Act, 2013; is composed of the following members:

Ref:	Name of Board Member	Designation	Date of appointment
1.	DR. SIMON KANYINGI	Chairman	19/07/2022
2.	MR. LAWRENCE MACHARIA	Vice Chairman	19/07/2022
3.	MR. STEPHEN MUCHIRI	Secretary - Principal	19/07/2022
4.	MR. LAWRENCE MWANGI	Member	19/07/2022
5.	MR. JACK WAHOME	Member	19/07/2022
6.	MR. NYANTIKA OMBIRO	Member	19/07/2022
7.	MR. JOSEPH WARUI	Members - Sponsor	19/07/2022
8.	MR. JAMES KIHUNGI	Members - Sponsor	19/07/2022
9.	MS ROSEMARY MACHARIA	Member – Rep CEB	19/07/2022
10.	MS DIANA YATOR	Member Rep Teachers	19/07/2022
11.	MS ROSE NJUGUNA	Members - Sponsor	19/07/2022
12.	MR. PIUS NDUNGU	Member Special Needs	19/07/2022
13.	MS MARGARET WANGARI	Member	19/07/2022
14.	MS. ANN NGATHA	Member - Community	19/07/2022
15.	MR.SAMUEL W. MUGO	Member	19/07/2022
16.	MR.JOSEPH MATHENGE	Member	19/07/2022
17.	MR. NELSON KIARIE	Member	19/07/2022
18.	DUKE MONGERESHA	STUDENT REP	19/07/2022

**NYANDARUA HIGH SCHOOL
PUBLIC SECONDARY SCHOOL
Annual Report and Financial Statements
For the financial year ended 30th June 2024**

The functions of the School Board of Management are to:

- Promote the best interests of the School and ensure its development.
- Promote quality education for all pupils in accordance with the standards set under the Basic Education Act, of 2013.
- Ensure and assure the provision of proper and adequate facilities for the School.
- Manage the School's affairs in accordance with the rules and regulations governing occupational safety and health.
- Advise the County Education Board on the staffing needs of the School.
- Determine cases of pupils' discipline and make reports to the CEB.
- Prepare comprehensive termly report on all areas of its mandate and submit the report to CEB.
- Administer and manage the resources of the School.
- Receive, collect and account for any funds accruing to the institution in accordance with Article 226 (1) (a) of the Constitution of Kenya, Section 81 of the Public Finance Management Act, 2012 and the Fourth Schedule para 21 and 23 of the Basic Education Act, 2013.

**NYANDARUA HIGH SCHOOL
PUBLIC SECONDARY SCHOOL
Annual Report and Financial Statements
For the financial year ended 30th June 2024**

(c) Committees of the Board

Ref:	Name of Committee	Names of Members	Number of meetings held
1	Executive Committee	DR. SIMON KANYINGI MR. JACK WAHOME MR. G.S MUCHIRI MS. ROSEMARY MACHARIA MS. ANN NGATHA	3
3	Finance,procurement,audit and general purposes Committee	MR. JOSEPH WARUI MR. JAMES KIHUNGI MR. G.S MUCHIRI MS. ROSEMARY MACHARIA MR. NELSON KIARIE MR. LAWRENCE MWANGI	2
4	Academics, Standards, Quality And Environment Committee Committee	MR. LAWRENCE KARANJA MR. SAMUEL MUGO MR. G.S MUCHIRI MR. PIUS NDUNG'U MS. DIANA YATOR MS.ANN NGATHA	2
5	Development Committee	MR. JOSEPH WARUI MR. JAMES KIHUNGI MR. G.S MUCHIRI MS. ROSEMARY MACHARIA MR. NELSON KIARIE MR. LAWRENCE MWANGI	3
6	Discipline,Ethics And Integrity Committee	MR. NYANTIKA OMBIRO MR. STEPHEN MUCHIRI MR.JACK WAHOME MR. JOSEPH MATHENGE MS ROSE NJUGUNA MARGARET WANGARI	2

**NYANDARUA HIGH SCHOOL
PUBLIC SECONDARY SCHOOL
Annual Report and Financial Statements
For the financial year ended 30th June 2024**

(d) School operation Management

For the financial year ended 30th June, 2024 the School's day-to-day management was under the following persons:

Ref:	Designation	Name	Identification
1	Principal	MR. G.S MUCHIRI	TSC No.336266
2	Deputy Principal	MR.G.C KAMAU	TSC No.403570
3	School Bursar	MS. RUTH NJOROGE	ID No. 27771044
4	Accounts clerk	MR. JOHN MUTERO	ID NO. 28307925

(e) Schools contacts

Post Office Box: 61-20303, Olkalou
Telephone: 0712684053
E-mail: nyandaruahsc@gmail.com

(f) School Bankers

1. School Fund Account : Equity Bank

Branch: Ol'kalou
Account Number: 0160293193956
Account Name: Nyandarua High School



2. Operations Account : Kcb Bank

Branch: Ol'kalou
Account Number: 1102126748
Account Name: Nyandarua Secondary School – Operations

3. Tuition Account : Kcb Bank

Branch: Ol'kalou
Account Number: 1102124133
Account Name: Nyandarua Secondary – Tuition

4. Infrastructure account : Kcb Bank

Branch: Ol'kalou
Account Number: 1260821528
Account Name: Nyandarua Secondary – Infrastructure

5. Savings Account : Equity Bank

Branch: Ol'kalou
Account Number: 0620284367645
Account Name: Nyandarua High School Savings Account

6. Mpesa Pay Bill No.4048631 Attached To Equity Bank Account

**NYANDARUA HIGH SCHOOL
PUBLIC SECONDARY SCHOOL
Annual Report and Financial Statements
For the financial year ended 30th June 2024**

(g) Independent Auditors

Office of the Auditor General
Anniversary Towers, University Way
P.O. Box 30084
GPO 00100
Nairobi, Kenya

**NYANDARUA HIGH SCHOOL
PUBLIC SECONDARY SCHOOL
Annual Report and Financial Statements
For the financial year ended 30th June 2024**

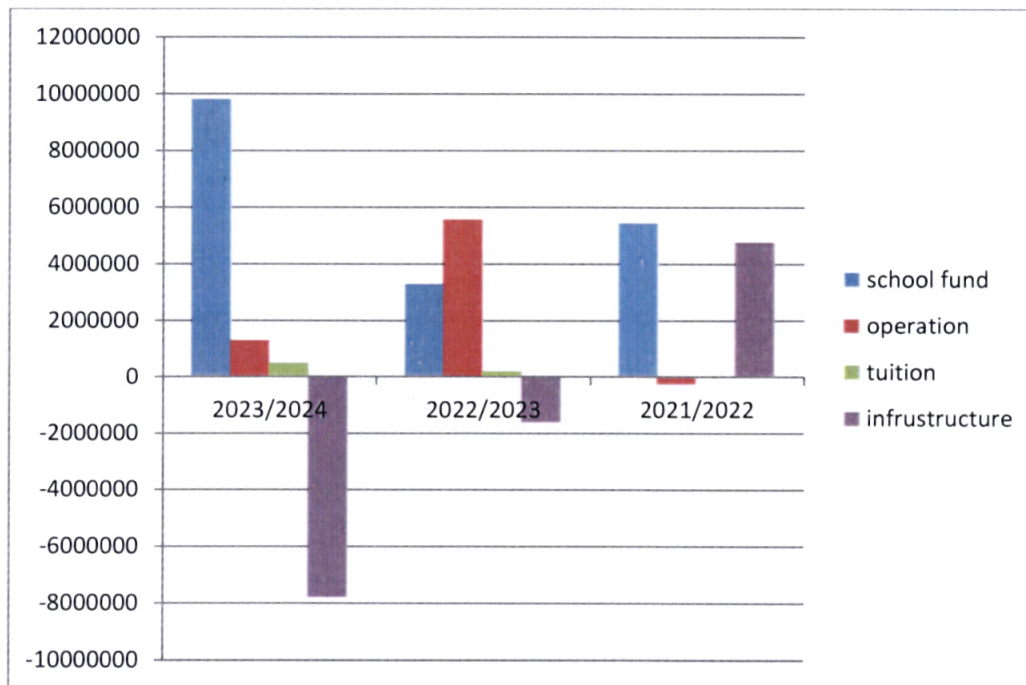
3. Summary Report of Performance of The School

The following is a summary report of the performance of the school against the set performance evaluation criteria:

a) Financial performance:

i. Surplus/ deficit for the year and a comparison of the same for the last three years

SURPLUS/DEFICIT FOR THE YEAR AND A COMPARISON OF THE SAME FOR THE LAST THREE YEARS				
SNO	ACCOUNTS	2023/2024	2022/2023	2021/2022
		Kshs	Kshs	Kshs
1	School Fund Account	9,812,921	3,286,036	5,441,347
2	Operations Account	1,305,883	5,556,501	(230,846)
3	Tuition Account	490,167	187,326	8,968
4	Infrastructure Account	(7,780,152)	(1,596,281)	4,778,449
5	Farm Account	-	-	-
	TOTAL	3,828,819	7,433,582	9,997,918

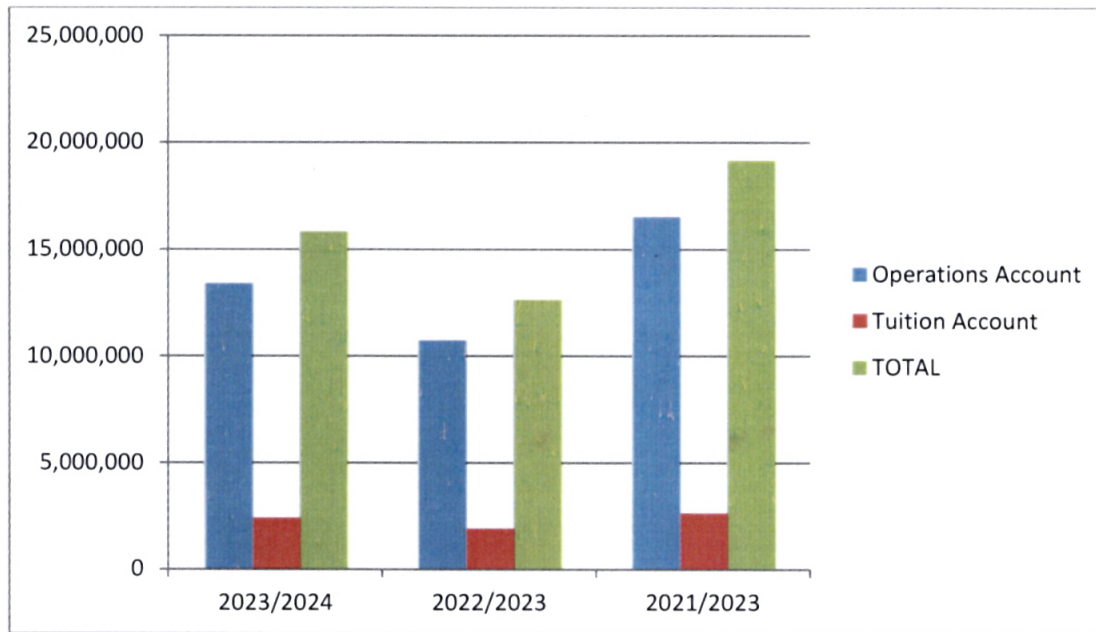


The surplus for the year 2023/2024 decreased to kshs 3,828,819 from a surplus of 7,433,582 The surplus for the year 2022/2023 decreased to Kshs 7,433,582 from a surplus of Kshs 9,997,918 in the year 2021/2022 which was attributed by non-usage of the maintenance and improvement grant of kshs 5,000,000 in the operations account.

**NYANDARUA HIGH SCHOOL
PUBLIC SECONDARY SCHOOL
Annual Report and Financial Statements
For the financial year ended 30th June 2024**

ii. Capitation grants from the Ministry of Education for the last three years

CAPITATION GRANTS FROM THE MINISTRY OF EDUCATION FOR THE LAST THREE YEARS				
SNO	ACCOUNTS	2023 – 2024	2022 – 2023	2021 – 2022
		KSHS	KSHS	KSHS
1	Operations & infrastructure Account	13,417,263	10,739,707	16,526,202
2	Tuition Account	2,413,687	1,905,233	2,637,248
	Total	15,830,950	12,644,940	19,163,450
	Increase/Decrease	3,186,010	-6,518,510	12,688,345
	No of Students	1073	984	828
	Ratio of Capitation per student	1:14,754	1:12,851	1:34,469

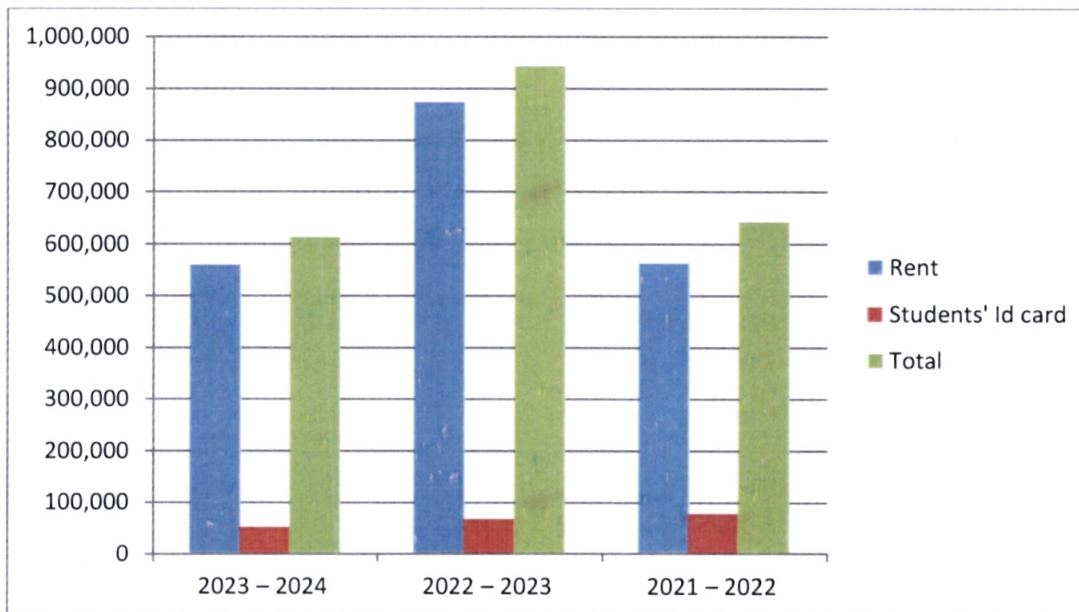


The total capitation for the year 2023/2024 was Kshs **15,830,950**, inclusive of CBC classes grant of kshs **1,576,440**. The total capitation for the year 2022/2023 was Kshs **12,644,940** as compared to Kshs **19,163,450** in the financial year 2021/2022 representing a decrease of Kshs **6,518,510**

**NYANDARUA HIGH SCHOOL
PUBLIC SECONDARY SCHOOL
Annual Report and Financial Statements
For the financial year ended 30th June 2024**

iii.A three-year overview of growth of other income(s) earned by the school.

OVERVIEW OF NET GROWTH OF OTHER INCOME(S)				
SNO	ACCOUNTS	2023 – 2024	2022 – 2023	2021 – 2022
		KSHS	KSHS	KSHS
1	Rent	560,000	873,704	563,140
2	Students' Id card	53,200	69,575	79,281
	Total	613,200	943,279	642,421
	Increase/Decrease	(330,079)	300,858	178,021

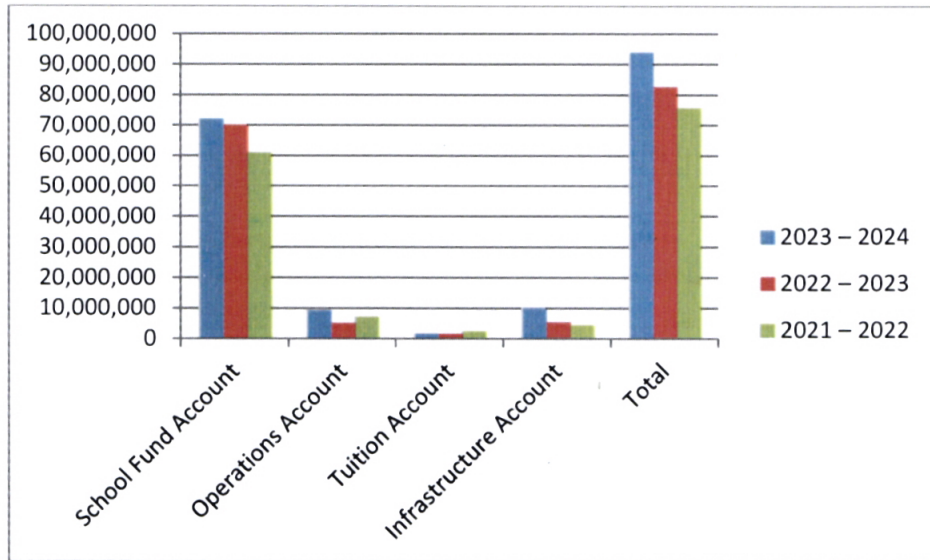


There was a decrease in growth of other incomes from kshs **943,279** in the financial year 2022 -2023 to kshs **613,200** in the current financial year under consideration.

**NYANDARUA HIGH SCHOOL
PUBLIC SECONDARY SCHOOL
Annual Report and Financial Statements
For the financial year ended 30th June 2024**

iv.A three-year overview of growth in expenditure of the school

OVERVIEW OF GROWTH IN EXPENDITURE OF THE SCHOOL FOR THE LAST THREE YEARS			
ACCOUNTS	2023 – 2024	2022 – 2023	2021 – 2022
	Kshs	Kshs	Kshs
School Fund Account	72,282,353	70,352,473	61,143,648
Operations Account	9,472,580	5,183,206	7,380,048
Tuition Account	1,923,520	1,717,907	2,628,280
Infrastructure Account	10,418,952	5,469,281	4,598,551
Farm Account		-	-
Total	94,097,405	82,722,867	75,750,527
Increase/Decrease	11,374,538	6,972,340	49,946,560



In the financial year 2023/2024 there was increase in total expenditure by kshs 11,374,538 to kshs 94,097,405 attributed to increased student population and also the ongoing construction of new dinning hall.

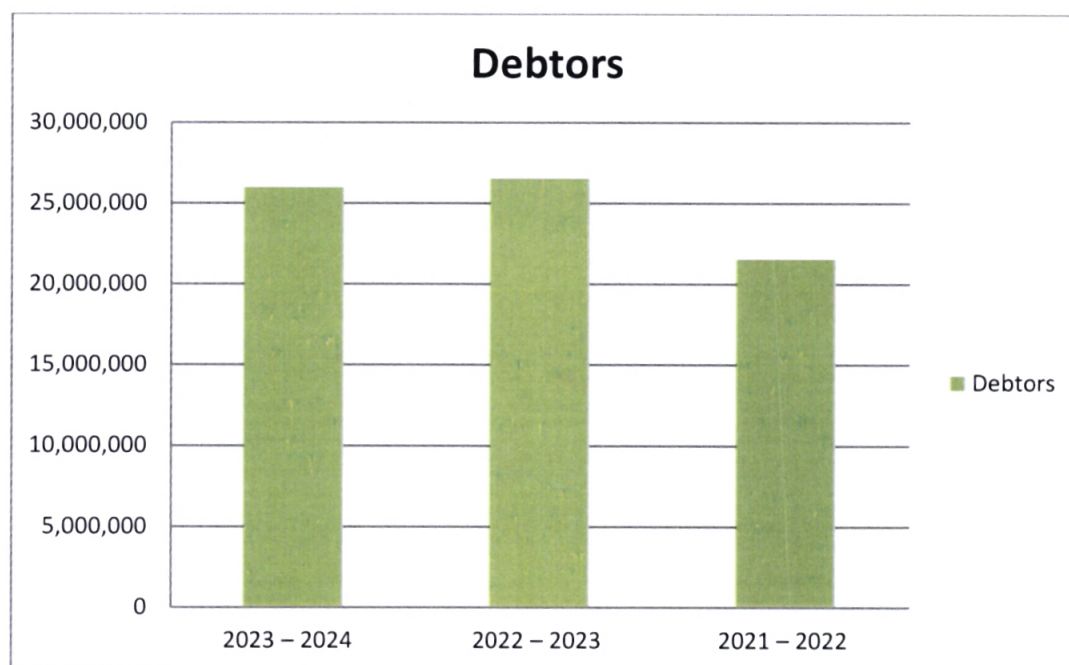
In the financial year 2022/2023 shows an increase of growth in expenditure by kshs 6,972,340 attributed to more expenses being incurred in school fund and infrastructure accounts.

**NYANDARUA HIGH SCHOOL
PUBLIC SECONDARY SCHOOL
Annual Report and Financial Statements
For the financial year ended 30th June 2024**

v. Movement of debtors and creditors of the school over the last three years

a) Movement of debtors

MOVEMENT OF DEBTORS OF THE SCHOOL FOR THE LAST THREE YEARS			
ACCOUNTS	2023 – 2024	2022 – 2023	2021 – 2022
School Fund	KSHS	KSHS	KSHS
Debtors	25,971,277	26,535,392	21,533,684
Total	25,971,277	26,535,392	21,533,684
Increase/Decrease	(564,115)	5,001,708	356,528

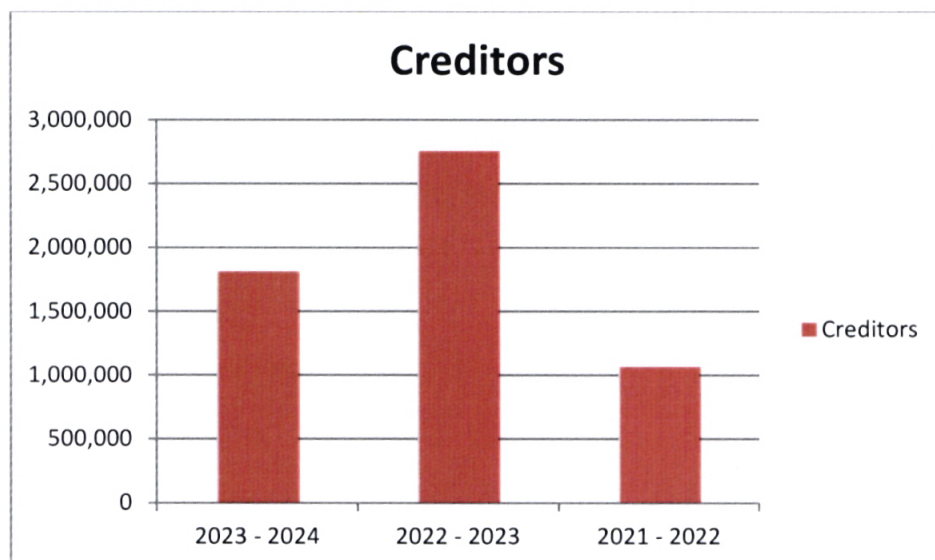


Total debtors as at 30th June 2024 decreased by kshs 564,115 to kshs 25,971,277 as compared to total debtors as at 30th June 2023 which increased by kshs 5,001,708 to Kshs 26,535,392 from kshs 21,533,684 in the financial year ended 30th June, 2022

**NYANDARUA HIGH SCHOOL
PUBLIC SECONDARY SCHOOL
Annual Report and Financial Statements
For the financial year ended 30th June 2024**

b) Movement of creditors

MOVEMENT OF CREDITORS OF THE SCHOOL				
SNO	ACCOUNTS	2023 - 2024	2022 - 2023	2021 - 2022
1	School Fund Account	KSHS	KSHS	KSHS
a	Creditors	1,812,328	2,754,334	1,064,901
	Total	1,812,328	2,754,334	1,064,901
	Increase/Decrease	(942,006)	1,689,433	348,691



Total creditors as at 30th June 2024 decreased by Kshs 942,006 to kshs 1,812,328 while the total creditors as at 30th June 2023 increased by Kshs 1,689,433.00 compared to Kshs 1,064,901.00 as at the end of the financial year June 2022.

**NYANDARUA HIGH SCHOOL
PUBLIC SECONDARY SCHOOL
Annual Report and Financial Statements
For the financial year ended 30th June 2024**

a) Teacher Student ratio:

Between the month of July 2023 and June 2024, the status of the teaching staff is as follows:

There were 39 teachers posted by the Teachers Service Commission and 9 recruited by the Board of Management. We are grateful that two new deputies was posted to the school after transfer of one deputy, Although the teacher student ratio lies at 1: 28, we have a shortage of 6 teachers from the given CBE. This is due to subject specialization in Form 3 and Form 4

b) Mean score in the year 2023,2022 and 2021 KCSE:

YEAR	ENROLMENT	MEAN	TRANSITION	TRANSITION (%)	SCHOOL TARGET	COMMENTS
2023	201	8.224	166	82.59	9.02	Negative deviation of 0.327 in mean grade. The least grade was a D+ (5) out of 201,166 out of 201 qualified for university and middle level colleges
2022	168	8.551	149	89.22	9.5	Negative deviation of 0.390 in mean grade. The least grade was a D (1) out of 168,149 out of 168 qualified for university and middle level colleges
2021	186	8.941	168	90.32	8.9	Positive deviation of 0.0665 in mean grade. The least grade was a D (1) Out of 186, 185 qualified for middle level colleges and university.



**NYANDARUA HIGH SCHOOL
PUBLIC SECONDARY SCHOOL
Annual Report and Financial Statements
For the financial year ended 30th June 2024**

c) Number of Candidates in the 2023 KCSE:

(Tabulate the number of candidates sitting for KCSE over the last three years).

YEAR	NO. OF CANDIDATES
2023	201
2022	168
2021	186

d) The capacity of the school:

(Indicate the number of students in the school vis a vie the facilities like the dormitories, the dining hall, the laboratories, toilets and other amenities. This information will provide useful details for the Ministry of Education).

S/NO	AMENITY	NO AVAILABLE	CAPACITY(STUDENTS)
1.	DH	1	320
2.	DORMITORY	4 BOYS	760
		2 GIRLS	374
4.	CLASSES	22	50
5.	LABORATORIES	4	50
6.	TOILETS a) students		
	Pit latrines girls	22	
	boys	30	
	Dormitories		
	Girls	22	
	boys	38	

**NYANDARUA HIGH SCHOOL
PUBLIC SECONDARY SCHOOL
Annual Report and Financial Statements
For the financial year ended 30th June 2024**

e) Development projects carried out by the school:

(Development projects carried out in the year and ongoing projects including a disclosure of project fund sources in a tabular format).

Projects	Source of funds	Status	Initial Cost (Kshs)	Amount Spent (Kshs)	Expected completion time
BOYS ABLUTION BLOCK	GOK	COMPLETE AND IN USE	6,642,143	5,748,760	7 MONTHS
DINING HALL	GOK/PARENTS	WIP	37,749,756	12,429,642	18 MONTHS

.....

 School Principal



**NYANDARUA HIGH SCHOOL
PUBLIC SECONDARY SCHOOL
Annual Report and Financial Statements
For the financial year ended 30th June 2024**

6. Statement of School Management Responsibility

Section 81 (1) of the Public Finance Management Act, 2012 requires that, at the end of each financial year, each National Government School shall prepare financial statements in respect of that school. Section 81 (3) requires the financial statements so prepared to be in a form that complies with relevant accounting standards as prescribed by the Public Sector Accounting Standards Board (PSASB) of Kenya from time to time.

Schedule 4 (Section 23) of the Education Act, 2013 requires the Board of Management of a public institution of basic education to keep all proper books and records of accounts of the income, expenditure, and assets of the institution.

The Board of Management of Nyandarua High School accepts responsibility for the school's financial statements, which have been prepared on the Cash Basis Method of Financial Reporting, using appropriate accounting policies in accordance with International Public Sector Accounting Standards (IPSAS).

The Board of Management is of the opinion that the school's financial statements give a true and fair view of the state of the school's transactions during the financial year ended 30th June, 2024, and of the school's financial position as at that date.

Name: Dr. Kamukungi Simon
Signature: [Handwritten Signature]
Designation: Chairman, School Board of Management
Date: 15/5/2025




Name: G.S. Mwachui
Signature: [Handwritten Signature]
Designation: School Principal & Secretary to Board of Management
Date: 15/5/2025

Name: RUTH W. NJOROGE
Signature: [Handwritten Signature]
Designation: Bursar / Finance Officer
Date: 15/05/2025

REPUBLIC OF KENYA

Telephone: +254-(20) 3214000
E-mail: info@oagkenya.go.ke
Website: www.oagkenya.go.ke



HEADQUARTERS
Anniversary Towers
Monrovia Street
P.O Box 30084-00100
NAIROBI

REPORT OF THE AUDITOR-GENERAL ON NYANDARUA HIGH SCHOOL FOR THE YEAR ENDED 30 JUNE, 2024- NYANDARUA COUNTY

PREAMBLE

I draw your attention to the contents of my report which is in three parts:

- A. Report on Financial Statements that considers whether the financial statements are fairly presented in accordance with the applicable financial reporting framework, accounting standards and the relevant laws and regulations that have a direct effect on the financial statements.
- B. Report on Lawfulness and Effectiveness in the Use of Public Resources which considers compliance with applicable laws, regulations, policies, gazette notices, circulars, guidelines and manuals and whether public resources are applied in a prudent, efficient, economic, transparent and accountable manner to ensure the Government achieves value for money and that such funds are applied for the intended purpose.
- C. Report on Effectiveness of Internal Controls, Risk Management and Governance which considers how the entity has instituted checks and balances to guide internal operations. This responds to the effectiveness of the governance structure, risk management environment and internal controls, developed and implemented by those charged with governance for orderly, efficient and effective operations of the entity.

A Qualified Opinion is issued when the Auditor-General concludes that, except for material misstatements noted, the financial statements are fairly presented in accordance with the applicable financial reporting framework. The Report on Financial Statements should be read together with the Report on Lawfulness and Effectiveness in the Use of Public Resources and the Report on Effectiveness of Internal Controls, Risk Management and Governance.

The three parts of the report are aimed at addressing the statutory roles and responsibilities of the Auditor-General as provided by Article 229 of the Constitution, the Public Finance Management Act, 2012, and the Public Audit Act, 2015. The three parts of the report when read together constitute the report of the Auditor-General.

REPORT ON THE FINANCIAL STATEMENTS

Qualified Opinion

I have audited the accompanying financial statements of Nyandarua High School set out on pages 1 to 17, which comprise of the statement of assets and liabilities as at

30 June, 2024 and the statement of receipts and payments, statement of cash flows and statement of budgeted versus actual amounts for the year then ended and a summary of significant accounting policies and other explanatory information in accordance with the provisions of Article 229 of the Constitution of Kenya and Section 35 of the Public Audit Act, 2015. I have obtained all the information and explanations which to the best of my knowledge and belief, were necessary for the purpose of the audit.

In my opinion, except for the effect of the matter described in the Basis for Qualified Opinion section of my report, the financial statements present fairly, in all material respects, the financial position of Nyandarua High School as at 30 June, 2024 and of its financial performance and its cash flows for the year then ended, in accordance with International Public Sector Accounting Standards (Cash Basis) and comply with the Basic Education Act, 2013 and the Public Finance Management Act, 2012.

Basis for Qualified Opinion

1. Unsupported Accounts Receivables

The statement of financial assets and financial liabilities reflects accounts receivables balance of Kshs.25,971,277 in respect of fees arrears as disclosed in Note 13 to the financial statements. However, detailed schedules for receivables amounting to Kshs.21,351,043 were not provided for audit which had been outstanding for more than two (2) years. Further, there was no policy on the impairment of long outstanding fees arrears casting doubt on the fair statement of the accounts receivables balance.

In the circumstances, the accuracy and full recoverability of the outstanding receivables balance of Kshs.25,971,277 could not be confirmed.

The audit was conducted in accordance with International Standards for Supreme Audit Institutions (ISSAIs). I am independent of the Nyandarua High School Management in accordance with ISSAI 130 on the Code of Ethics. I have fulfilled other ethical responsibilities in accordance with the ISSAI and in accordance with other ethical requirements applicable to performing audits of financial statements in Kenya. I believe that the audit evidence I have obtained is sufficient and appropriate to provide a basis for my qualified opinion.

Emphasis of Matter

Budgetary Control and Performance

The statement of budgeted versus actual amounts reflects final receipts budget and actual on a comparable basis of Kshs.89,345,232 and Kshs.97,926,224 respectively, resulting to an over-funding of Kshs.8,580,992 or 9.6 % of the budget. However, the School spent a balance of Kshs.94,097,405 against actual receipts of Kshs.97,926,224, resulting to an under-utilization of Kshs.3,828,819 or 4% of actual receipts. Management also failed to provide evidence that the approved budget was submitted to the Sub-County

Director of Education, as required by Section 2.2.4 of the Operational Manual for Utilization of Learner Capitation and School Funds.

The under-utilization affected the planned activities and may have impacted negatively on service delivery to the public.

My opinion is not modified in respect of this matter.

Key Audit Matters

Key audit matters are those matters that, in my professional judgement, are of most significance in the audit of the financial statements. Except for the matter described in the Basis for Qualified Opinion, I have determined that there are no other key audit matters to communicate in my report

Other Matter

1. Unresolved Prior Year Matters

In the audit report of previous year, several issues were raised under the report on the financial statements, Report on Lawfulness and Effectiveness in use of public resource and Report on Effectiveness of internal controls, Risk management and Governance. However, the Management did not disclose the issues and their status under Progress on Follow Up of Auditor Recommendations section as required.

Other Information

The Management is responsible for the other information set out on page iii to xvii which comprise of Key School Information and Management, Summary Report of Performance of the School and Statement of Management Responsibility. The Other Information does not include the financial statements and my audit report thereon.

In connection with my audit on the school's financial statements, my responsibility is to read the other information and in doing so, consider whether the other information is materially inconsistent with the financial statements or my knowledge obtained in the audit or otherwise appears to be materially misstated. If based on the work I have performed, I conclude that there is a material misstatement of this Other Information, I am required to report that fact. I have nothing to report in this regard.

My opinion on the financial statements does not cover the other information and accordingly, I do not express an audit opinion or any form of assurance conclusion thereon.

REPORT ON LAWFULNESS AND EFFECTIVENESS IN THE USE OF PUBLIC RESOURCES

Conclusion

As required by Article 229(6) of the Constitution, based on the audit procedures performed, except for the effect of the matters described in the Basis for Conclusion on Lawfulness and Effectiveness in the Use of Public Resources section of my report, I

Report of the Auditor-General on Nyandarua High for the year ended 30 June, 2024- Nyandarua County

confirm that nothing else has come to my attention to cause me to believe that public resources have not been applied lawfully and in an effective way.

Basis for Conclusion

1. Irregular Transfer of Funds to Kenya Secondary Schools Heads Association

The statement of receipts and payments reflects operations payments amount of Kshs.8,579,197 as disclosed in Note 7 to the financial statements. Included in the expenditure is an amount of Kshs.742,500 transferred to Kenya Secondary School Heads Association (KESSHA) and Nyandarua Central Heads Association. However, KESSHA is a welfare organization that draws its membership from School Principals only. The organization is not defined in Government Funding system and there is no assurance that it has implemented effective, efficient, and transparent financial management and internal control systems to manage the funds transferred by schools.

In the circumstances, value for money transferred to KESSHA amounting to Kshs.742,500 could not be confirmed.

2. Unconfirmed Students Enrolment Data

The statement of receipts and payments reflects capitation grants for tuition, capitation grants for operations and infrastructure grants totalling Kshs. 15,830,950. Comparison of data from National Education Management and information System (NEMIS) with records from the School class registers revealed that during the financial year 2023/2024, NEMIS reflected 1068 students while the registers from the school had 1079 students, resulting to an underfunding of the School by an amount of Kshs.148,230. This was contrary to the Ministry of Education Circular MOE.HQS/3/13/3 dated 16 June, 2021 on implementation of Free Day Secondary Education (FDSE) which requires all learners be registered in NEMIS and the principals to ensure their records are accurate.

In the circumstances, under-funding of the school may have affected service delivery to the students.

3. Exceeding Approved Stream Capacity Without Ministry Approval

Review of documents provided for audit revealed that Registration Certificate No.18-S-0030-0471 was issued by the Ministry of Education to Nyandarua High School in the year 2017. The certificate authorizes the school to operate five (5) streams with a maximum number of eight hundred (800) students. However, records provided for audit revealed that during the year under review the school operating six (6) streams in Form 1 and 2, resulting in a total enrolment of one thousand and seventy-nine (1079) students — exceeding the approved capacity by two hundred and seventy-nine (279) students. There was no evidence that the school applied for re-registration as required under Regulation 80 of the Basic Education Regulations, 2015.

In the circumstances, Management was in breach of the law.

4. Late Transfer of Infrastructure Funds from Operations Bank Account

The statement of receipts and payments reflects operations grants amount of Kshs. 10,778,463 as disclosed in Note 2 to the financial statements, credited in the operations bank account by the Ministry of Education. Included in the amount is Kshs.1,174,800 in respect to infrastructure grants which were to be transferred to infrastructure bank account for maintenance and improvement of the school's facilities. This amount was transferred on 8th July 2024, 17 days after receipt of the grant. This is contrary to The Ministry of Education Circular Ref. No: MOE.HQS/3/13/3 dated 16 June, 2021 which directed that infrastructure grants as well as maintenance and improvement funds should be transferred to the school infrastructure account fifteen (15) days upon receipt of the funds in the operations account.

In the circumstances, Management was in breach of the Ministry of Education Circular.

5. Failure to Develop School Improvement Plan

During the year/period under review, the School did not have an approved School Improvement plan, contrary to Section 2.2 of the Ministry of Education Operation Manual for Utilization of Learner Capitation Grant and Other School Funds, which requires schools to identify in every three-year school improvement planning cycle, one priority area in each of the four key areas which include curriculum implementation, foundational literacy and numeracy outcomes, an enabling environment for learning and parental involvement and community engagement for implementation.

In the circumstances, Management was in breach of the law.

REPORT ON EFFECTIVENESS OF INTERNAL CONTROLS, RISK MANAGEMENT AND GOVERNANCE

Conclusion

As required by Section 7(1)(a) of the Public Audit Act, 2015, based on the audit procedures performed, except for the effect of the matters described in the Basis for Conclusion on Effectiveness of Internal Controls, Risk Management and Governance section of my report, I confirm that nothing else has come to my attention to cause me to believe that internal controls, risk management and governance were not effective

Basis for Conclusion

1. Operating without an approved Staff Establishment and Scheme of Service and Terms of Service

During the period under review the school had nine (9) teaching staff and twenty five (25) non-teaching staff as per the payroll provided for audit. However, the school did not

maintain a comprehensive approved staff establishment that indicates the optimal number of staff for each category, the number in post and the variance. Further, the school did not have approved terms and conditions of service that will indicate the rights and obligations of an employee and the school in the employment contract. In the absence of an approved establishment, the adequacy and appropriateness, the existence and the necessity to fill vacancies or the possibility of staff progression could not be ascertained. There being no approved job descriptions or clearly defined roles and responsibilities for staff members. This lack of clarity can result in overlapping duties, inefficiencies, and potential conflicts among staff.

The school may be paying employees that are underutilized or some departments may be understaffed.

2. Unconfirmed Property, Plant and Equipment

Annex 2 to the financial statements reflects a balance of Kshs. 69,977,294 in respect to fixed assets. Although the Management maintained a fixed asset register, the register did not contain all information required including Identification or serial number, acquisition date, description of asset, location, class, cost of acquisition, accumulated depreciation, net book value and assets tag identification codes. As a result, the total value of Kshs.69,977,294 worth of assets disclosed in the financial statement could not be traced in the assets register provided.

In the circumstances, the effectiveness of internal controls on fixed assets management could not be confirmed.

3. Lack of Ownership Documents

Annex 2 to the financial statements reflects summary of fixed assets register balance of Kshs.69,977,294 in respect of fixed assets which includes land with a balance of Kshs.54,000,000 for two parcels. However, ownership documents for a 19.3 Hectares parcel of land owned by the school were not provided for audit.

In the circumstances, the ownership and safe custody of the fixed assets could not be confirmed.

4. Non-Compliance with Effectiveness in Management of Text books

Physical inspection of the store for books in April 2025 and examination records, revealed that there were excess supplies of six hundred and twenty-nine (629) books received in the financial years dating back to financial years 2018/19,2021/2022 and 2022/2023. Further review established that one hundred and thirty five (135) textbooks previously issued to students had been reported lost. Despite the students having completed their studies, the school had not instituted any recovery measures.

In the circumstances, this indicates weak internal controls surrounding the issuance, monitoring, and recovery of textbooks.

5. Failure to Establish an Internal Audit Unit

During the year under review, the school did not have an internal audit function in place that perform risk assessment processes and evaluate operational effectiveness through in-depth reviews of Management operations and internal controls in the school. This was contrary to the requirement of Section 73(1)(a) of the Public Finance Management Act, 2012 which states that every National Government entity shall ensure that it has appropriate arrangements for conducting internal audit according to the guidelines issued by the Accounting Standards Board. Further, although the school has an established Audit Committee, Management did not provide minutes to confirm that the committee met during the year to discuss audit issues.

In the circumstances, the effectiveness of internal controls in the School could not be confirmed.

6. Weakness in IT Internal Controls

A review of the school's IT Internal Control Systems revealed several critical weaknesses, including the absence of an IT continuity and disaster recovery plan, lack of a documented data retention strategy with backups inadequately stored by the school secretary, and no ICT staff training during the review period. Additionally, the IT policy in place is not formally approved, and there are no documented or tested emergency procedures, leaving staff unprepared for emergencies. The computer lab is also inadequately secured, lacking antivirus software, power backup systems (UPS), and fire extinguishers, exposing the school to significant operational and security risks.

In the circumstances, the effectiveness of IT internal controls at the school is significantly compromised, exposing the institution to considerable operational, security, and disaster-related risks.

The audit was conducted in accordance with ISSAIs 2315 and 2330. The standards require that I plan and perform the audit to obtain assurance about whether effective processes and systems of internal controls, risk Management and overall governance were operating effectively in all material respects. I believe that the audit evidence I have obtained is sufficient and appropriate to provide a basis for my conclusion.

Responsibilities of the Management and Board of Management

Management is responsible for the preparation and fair presentation of these financial statements in accordance with International Public Sector Accounting Standards (Cash Basis) and for maintaining effective internal controls as Management determines is necessary to enable the preparation of financial statements that are free from material

misstatement, whether due to fraud or error and for its assessment of the effectiveness of internal controls, risk management and governance.

In preparing the financial statements, Management is responsible for assessing the School's ability to continue as a going concern, disclosing, as applicable, matters related to going concern and using the going concern basis of accounting unless Management is aware of the intention to cease operations.

Management is also responsible for the submission of the financial statements to the Auditor-General in accordance with the provisions of Section 47 of the Public Audit Act, 2015.

In addition to the responsibility for the preparation and presentation of the financial statements described above, Management is also responsible for ensuring that the activities, financial transactions and information reflected in the financial statements comply with the authorities which govern them and that public resources are applied in an effective way.

The Board of Management is responsible for overseeing the School's financial reporting process, reviewing the effectiveness of how Management monitors compliance with relevant legislative and regulatory requirements, ensuring that effective processes and systems are in place to address key roles and responsibilities in relation to governance and risk management, and ensuring the adequacy and effectiveness of the control environment.

Auditor-General's Responsibilities for the Audit

My responsibility is to conduct an audit of the financial statements in accordance with Article 229(4) of the Constitution, Section 35 of the Public Audit Act, 2015 and the International Standards for Supreme Audit Institutions (ISSAIs). The standards require that, in conducting the audit, I obtain reasonable assurance about whether the financial statements as a whole are free from material misstatements, whether due to fraud or error and to issue an auditor's report that includes my opinion in accordance with Section 48 of the Public Audit Act, 2015. Reasonable assurance is a high level of assurance but is not a guarantee that an audit conducted in accordance with IFPP will always detect a material misstatement when it exists. Misstatements can arise from fraud or error and are considered material if, individually or in the aggregate, they could reasonably be expected to influence the economic decisions of users taken on the basis of these financial statements.

In conducting the audit, Article 229(6) of the Constitution also requires that I express a conclusion on whether or not in all material respects, the activities, financial transactions and information reflected in the financial statements are in compliance with the authorities that govern them and that public resources are applied in an effective way. In addition, I consider the entity's control environment in order to give an assurance on the

effectiveness of internal controls, risk management and governance processes and systems in accordance with the provisions of Section 7(1)(a) of the Public Audit Act, 2015.

Further, I am required to submit the audit report in accordance with Article 229(7) of the Constitution.

Detailed description of my responsibilities for the audit is located at the Office of the Auditor-General's website at: <https://www.oagkenya.go.ke/auditor-generals-responsibilities-for-audit/>. This description forms part of my auditor's report.


FCPA Nancy Gathungu, CBS
AUDITOR-GENERAL

Nairobi

9 June, 2025

**NYANDARUA HIGH SCHOOL
PUBLIC SECONDARY SCHOOL
Annual Report and Financial Statements
For the financial year ended 30th June 2024**

8. Statement of Receipts and Payments for the Year Ended 30th June 2024

Description of Vote Head	Note	2023 – 2024	2022 - 2023
		Kshs	Kshs
Receipts			
Government grants for tuition	1	2,413,687	1,905,233
Government grants for operations	2	10,778,463	10,739,707
Government Grants for infrastructure	3	2,638,800	3,873,000
School fund income- parents' contributions	4	81,482,074	72,695,230
Miscellaneous incomes	5	613,200	943,279
Total Receipts		97,926,224	90,156,449
Payments			
Tuition	6	1,923,520	1,717,907
Operations	7	9,472,580	5,183,206
Infrastructure	8	10,418,952	5,469,281
Boarding and school fund	9	72,282,353	70,352,473
Total Payments		94,097,405	82,722,867
Surplus/Deficit		3,828,819	7,433,582

The school financial statements were approved on 13/09/2024 and signed by:

Sign [Signature] Sign [Signature] Sign [Signature]
 Name: DR KAMUNGI SIMON Name: G.S. MUCHENYI Name: RUTH W. NJORGE
 Chair BOM School Principal/ Secretary to BOM Bursar/ Finance Officer
 Date: 15/5/2025 Date: 15/5/2025 Date: 15/05/2025



NYANDARUA HIGH SCHOOL
PUBLIC SECONDARY SCHOOL
Annual Report and Financial Statements
For the financial year ended 30th June 2024

9. Statement of Assets and Liabilities As At 30th June 2024

Description	Note	2023 – 2024 Kshs	2022 – 2023 Kshs
Financial Assets			
Cash and cash equivalents			
Bank balances	10	22,450,411	18,969,591
Cash balances	11	5,233	35,125
Short term investments	12		-
Total cash and cash equivalent		22,455,644	19,004,716
Account's receivables	13	25,971,277	26,535,392
Total financial assets (a)		48,426,921	45,540,108
Financial liabilities			
Accounts payables	14	1,812,328	2,754,334
Total Financial Liabilities (b)		1,812,328	2,754,334
Net financial assets (a-b)		46,614,593	42,785,774
Represented by			
Accumulated fund b/fwd	15	42,785,774	35,352,192
Surplus/deficit for the year		3,828,819	7,433,582
Net Assets		46,614,593	42,785,774

The school's financial statements were approved on 13/09/2024 and signed by:

Sign [Signature]
Name: DR KAMENGI BIMA

Sign [Signature]
Name: CPIS MUKHIA

Sign [Signature]
Name: RUTH W. NJORGE

Chair Bom
Date: 15/5/2025

School Principal/ Secretary to Bom
Date: 15/5/2025

Bursar/ Finance Officer
Date: 15/05/2025



**NYANDARUA HIGH SCHOOL
PUBLIC SECONDARY SCHOOL
Annual Report and Financial Statements
For the financial year ended 30th June 2024**

10. Statement of Cash Flows for the Year Ended 30th June 2024

Description	Note	2023 – 2024	2022 - 2023
		Kshs	Kshs
Cash from Operating Activities			
Receipts			
Government grants for tuition		2,413,687	1,905,233
Government grants for operations		10,778,463	10,739,707
Government grants for infrastructure		2,638,800	3,873,000
School fund income- parents contributions/ fees		80,646,355	70,782,789
Other income		613,200	943,279
Total receipts		97,090,505	88,244,008
Payments			
Cash outflows for tuition		1,923,520	1,717,907
Cash outflows for operations		8,579,197	5,183,206
Cash outflows Boarding/lunch and school fund payments		72,717,908	71,752,307
Total payments		(83,220,625)	(78,653,420)
Net cash inflow/outflow from operating activities		13,869,880	9,590,588
Cash flow from investing activities			
Acquisition of assets (ablution block)		(10,418,952)	(5,469,281)
Net cash inflow/outflows from investing activities		(10,418,952)	(5,469,281)
Net increase/decrease in cash and cash equivalents		3,450,928	4,121,307
Cash and cash equivalent at beginning of the FY		19,004,716	14,883,409
Cash and cash equivalent at end of the FY		22,455,644	19,004,716

Note: Cash and Cash Equivalent is the summation of Note 10 and 11.

(The above presentation of the cash flow statement uses the direct method of cash flow presentation which is encouraged under IPSAS. Schools should therefore adopt the direct method of cash flow as recommended by PSASB).

The school's financial statements were approved on 13/09/2024 and signed by:

Sign [Signature] Sign [Signature] Sign [Signature]
 Name DR. KAMPINGI SIMON Name G.S. MUKHIA Name RUTH W. NJORGE

Chair Bom
Date: 15/5/2025

School Principal/ Secretary to Bom Bursar/ Finance Officer
Date: 15/5/2025



**NYANDARUA HIGH SCHOOL
PUBLIC SECONDARY SCHOOL**
Annual Report and Financial Statements
For the financial year ended 30th June 2024

11. Statement Of Budgeted Versus Actual Amounts for The Year Ended 30th June 2024

Receipt/Expenses Item	Original Budget	Adjustments	Final Budget	Actual On Comparable Basis	% Of Utilization
	a	b	c=a+b	d	e=d/c %
	Kshs	Kshs	Kshs	Kshs	Kshs
RECEIPTS					
<i>(1) Capitation Grant on Tuition</i>					
Teaching / Learning Materials	4,077,696	-	4,077,696	2,413,687	59%
<i>(2) Capitation Grant on Operations</i>					
Personnel Emoluments	3,271,800	-	3,271,800	2,604,009	80%
Repairs And Maintenance	-	-	-	1,174,800	-
Local Transport / Travelling	861000	-	861,000	-	-
Electricity And Water	3347568	-	3,347,568	2,597,938	78%
Medical	1,968,000	-	1,968,000	785,850	40%
Administration Costs	1,867,632	-	1,867,632	1,449,437	78%
Activity	1,476,000	-	1,476,000	589,989	40%
CBC CLASSES	0	-	-	1,576,440	-
<i>3) FDSE for infrastructure</i>					
Maintenance &Improvement MoE	4,920,000	-	4,920,000	2,638,800	54%
<i>(4) Fees Charged on Parents</i>					
Personnel Emoluments	5,876,448	-	5,876,448	7,633,122	130%
Repairs And Maintenance	2,912,640	-	2,912,640	3,312,217	114%
Local Transport / Travelling	1,595,064	-	1,595,064	1,803,671	113%
Electricity And Water	6,201,168	-	6,201,168	6,932,751	112%
Administration Costs	3,459,744	-	3,459,744	4,125,299	119%

**NYANDARUA HIGH SCHOOL
PUBLIC SECONDARY SCHOOL
Annual Report and Financial Statements
For the financial year ended 30th June 2024**

Receipt/Expenses Item	Original Budget	Adjustments	Final Budget	Actual On Comparable Basis	% Of Utilization
	a	b	c=a+b	d	e=d/c %
	Kshs	Kshs	Kshs	Kshs	Kshs
Activity	785,232	-	785,232	865,503	110%
Project	14,760,000	-	14,760,000	14,862,558	101%
Fee On Boarding Equipment and Stores	31,866,840	-	31,866,840	41,946,953	132%
5) Miscellaneous Income					
Student id	-	-	-	53,200	-
Rent income	-	-	-	560,000	-
TOTAL INCOME	89,345,232		89,345,232	97,926,224	110%
(6) Expenditure For Tuition					
Exercise Books	845,000	-	845,000	360,240	43%
Laboratory Equipment	527,523	-	527,523	570,080	108%
Teaching / Learning Materials	3,198,240	-	3,198,240	993,200	31%
(7) Expenditure For Operations					
Personnel Emoluments	3,271,800	-	3,271,800	3,047,954	93%
Local Transport / Travelling	861,000	-	861,000	3,500	0.4%
Electricity, Water and Conservancy	3,347,568	-	3,347,568	1,269,814	38%
Medical	1,968,000	-	1,968,000	64,090	3%
Administration Costs	1,867,632	-	1,867,632	1,503,621	81%
Activity Expenses	1,476,000	-	1,476,000	1,177,300	80%
CBC CLASSES	-	-	-	1,512,918	-
(8) Expenditure For infrastructure					

**NYANDARUA HIGH SCHOOL
PUBLIC SECONDARY SCHOOL
Annual Report and Financial Statements
For the financial year ended 30th June 2024**

Receipt/Expenses Item	Original Budget	Adjustments	Final Budget	Actual On Comparable Basis	% Of Utilization
	a	b	c=a+b	d	e=d/c %
	Kshs	Kshs	Kshs	Kshs	Kshs
Construction of classrooms	-	-	-	570,600	-
Construction of Ablution Block	4,920,000	-	4,920,000	4,456,188	91%
Construction of DH	-	-	-	5,392,164	-
creditors	-	-	-	893,383	-
<i>(9) Expenditure For school fund/lunch/boarding</i>					
Personnel Emoluments	6,449,272	-	6,449,272	6,759,473	105%
Repairs, Maintenance and Improvements	2,837,000	-	2,837,000	3,665,242	129%
Local Transport / Travelling	1,539,600	-	1,539,600	2,401,922	156%
Electricity, Water and Conservancy	5,401,432	-	5,401,432	4,142,934	77%
Administration Costs	3,306,938	-	3,306,938	7,913,463	239%
Activity	765,800	-	765,800	1,211,066	158%
smasse	98,400	-	98,400	-	-
Insurance	-	-	-	75,577	-
HOUSE RENT	-	-	-	373,970	-
Boarding Equipment and Stores	31,304,325	-	31,304,325	33,243,264	106%
DH	14,760,000	-	14,760,000	12,429,642	84%
SCHOOL ID	-	-	-	65,800	-
Totals	88,745,530	-	88,745,530	94,097,405	106%

12. Significant Accounting Policies

The principal accounting policies adopted in the preparation of these financial statements are set out below:

1. Statement of compliance and basis of preparation

The financial statements have been prepared in accordance with and comply with International Public Sector Accounting Standards (IPSAS) with particular emphasis on Cash Basis Financial Reporting under the Cash Basis of Accounting and applicable government legislations and regulations. The financial statements comply with and conform to the form of presentation prescribed by the Public Sector Accounting Standards Board of Kenya.

This cash basis of accounting has been supplemented with accounting for; a) receivables that include school fees from parents, imprest, salary advances and other receivables and b) payables that include deposits and retentions and payables from operations.

The financial statements are presented in Kenya Shillings, which is the functional and reporting currency of the *school*, and all values are rounded to the nearest Kenya Shilling (Kshs). The accounting policies adopted have been consistently applied to all the years presented.

2. Recognition of receipts and payments

The *school* recognises all receipts from various sources when the event occurs, and the related cash has been received by the *school*. In addition, the *school* recognises all expenses when the event occurs, and the related cash has been paid out by the *school*. Income arising from school fees is recognised when the event occurs whether cash is received or not. Expenditure arising from operations is recognised when the event occurs irrespective of receipt of cash.

3. In-kind contributions

In-kind contributions are donations that are made to the *school* in the form of actual goods and/or services rather than in money or cash terms. These donations may include vehicles, equipment, or personnel services. Where the financial value received for in-kind contributions can be reliably determined, the *school* includes such value in the statement of receipts and payments both as a receipt and as a payment in equal and opposite amounts; otherwise, the contribution is not recorded.

4. Cash and cash equivalents

Cash and cash equivalents comprise cash on hand and cash at bank, short-term deposits on call, and highly liquid investments with an original maturity of three months or less, which are readily convertible to known amounts of cash and are subject to an insignificant risk of changes in value. Bank account balances include amounts held at various financial institutions at the end of the financial year.

5. Accounts Receivable

For the purposes of these financial statements, imprests and advances to authorised public officers and/or institutions which were not surrendered or accounted for at the end of the financial year are treated as receivables. Accounts receivables also include school fees billed to parents for services rendered but not paid. This is an enhancement to the cash accounting policy. Other accounts receivables are disclosed in the financial statements.

6. Accounts Payable

For the purposes of these financial statements, deposits, and retentions held on behalf of third parties have been recognized as accounts payables. This is in recognition of the government practice of retaining a portion of contracted services and works pending the fulfilment of obligations by the contractor and to hold deposits on behalf of third parties. Payables also include expenditures incurred for the purchase of goods, works and services that have been rendered and not settled. This is an enhancement to the cash accounting policy adopted for public secondary schools. Other liabilities are disclosed in the financial statements.

7. Non-current assets

Non-current assets are expensed at the time of acquisition while disposal proceeds are recognized as receipts at the time of disposal. However, the acquisitions and disposals are reflected in the school fixed asset register a summary of which is provided as a memorandum to these financial statements.

8. Budget

The budget is developed on the same accounting basis (cash basis), the same accounts classification basis, and for the same period as the financial statements. The *school's* budget was approved by the School Board of Management. A comparison of the actual performance against the comparable budget for the financial year under review has been included in the financial statements.

9. Comparative figures

Where necessary comparative figures for the previous financial year have been amended or reconfigured to conform to the required changes in presentation.

10. Subsequent events

There have been no events subsequent to the financial year end with a significant impact on the financial statements for the year ended 30th June 2024.

**NYANDARUA HIGH SCHOOL
PUBLIC SECONDARY SCHOOL
Annual Report and Financial Statements
For the financial year ended 30th June 2024**

13. Notes To the Financial Statements

1 Government Grants for Tuition

Description	2023 - 2024	2022 – 2023
	Kshs	Kshs
Teaching / Learning Materials	2,413,687	1,905,233
Total	2,413,687	1,905,233

2 Government Grants for Operations

Description	2023 - 2024	2022 – 2023
	Kshs	Kshs
Personnel Emoluments	2,604,009	1,927,476
Repairs And Maintenance	1,174,800	-
Electricity And Water	2,597,938	2,078,567
Medical	785,850	143,700
Administration Costs	1,449,437	1,172,401
Activity	589,989	417,563
Cbc classes/grant	1,576,440	5,000,000
Total	10,778,463	10,739,707

3 Government Grants for infrastructure

Description	2023 - 2024	2022 – 2023
	Kshs	Kshs
Maintenance & Improvement	2,638,800	3,873,000
Total	2,638,800	3,873,000

4 School Fund Income - Parents Contribution/Fees

Description	2023 – 2024	2022 – 2023
	Kshs	Kshs
Personnel emoluments	7,633,122	7,094,375
Repairs and maintenance	3,312,217	3,131,369
Local transport / travelling	1,803,671	1,874,736
Electricity and water	6,932,751	7,301,204
Administration costs	4,125,299	4,110,407
Activity	865,503	914,255
Fee on Boarding Equipment and stores	41,946,953	45,033,232

**NYANDARUA HIGH SCHOOL
PUBLIC SECONDARY SCHOOL
Annual Report and Financial Statements
For the financial year ended 30th June 2024**

Description	2023 – 2024	2022 – 2023
	Kshs	Kshs
DEVELOPMENT	14,862,558	3,235,652
Total	81,482,074	72,695,230

5 Miscellaneous Incomes

Description	2023 – 2024	2022 – 2023
	Kshs	Kshs
Rent Income	560,000	873,704
STUDENT ID	53,200	69,575
Total	613,200	943,279

6 Tuition

Description	2023 – 2024	2022 – 2023
	Kshs	Kshs
Exercise Books	360,240	495,000
Laboratory Equipment	570,080	393,135
Teaching / Learning Materials	993,200	829,772
Total	1,923,520	1,717,907

7 Operations

Description	2023 – 2024	2022 – 2023
	Kshs	Kshs
Personnel Emoluments	3,047,954	1,335,171
Cbc classes	1,512,918	-
Administration Cost	1,503,621	1,326,132
Repairs And Maintenance & Improvements	-	122,010
Local Transport / Travelling	3,500	54,500
Electricity And Water	1,269,814	604,443
Activity Expenses	1,177,300	1,484,220
Insurance Cost	64,090	256,730
Trade creditors	893,383	-
Total	9,472,580	5,183,206

**NYANDARUA HIGH SCHOOL
PUBLIC SECONDARY SCHOOL
Annual Report and Financial Statements
For the financial year ended 30th June 2024**

8 Infrastructure

Description	2023 – 2024	2022 – 2023
	Kshs	Kshs
Construction of classrooms	570,600	4,299,760
Construction of ablution block	4,456,188	-
Construction of dining hall	5,392,164	1,169,521
Total	10,418,952	5,469,281

9 Boarding And School Fund

Description	2023 – 2024	2022 – 2023
	Kshs	Kshs
Personnel Emoluments	6,759,473	6,818,511
Repairs And Maintenance & Improvements	3,665,242	1,967,164
Local Transport / Travelling	2,401,922	2,460,161
Electricity And Water	4,142,934	6,795,276
Student id	65,800	-
Administration Costs	7,913,463	6,567,276
Dining hall	12,429,642	-
Fee On Boarding Equipment and Stores	33,243,264	42,526,036
Rent Expenses	373,970	345,610
Activity	1,211,066	2,805,039
Insurance	75,577	67,400
Total	72,282,353	70,352,473

10 Bank Accounts

Account Name & Currency	Status	Bank Account Number	2023 – 2024	2022 – 2023
	Active/Dormant		Kshs	Kshs
Tuition Account	Active	1102124133	725,873	235,706
Operations Account	Active	1102126748	3,666,006	6,446,740
School Fund Account/Boarding	Active	0160293193956	13,988,322	8,000,563
Savings Account	Active	0620284367645	2,563,780	-
Infrastructural Account	Active	1260821528	1,506,430	4,286,582
Total			22,450,411	18,969,591

**NYANDARUA HIGH SCHOOL
PUBLIC SECONDARY SCHOOL
Annual Report and Financial Statements
For the financial year ended 30th June 2024**

14a. Ageing Analysis of Accounts Payable

Description	2023 – 2024		2022 – 2023	
	Kshs		Kshs	
	Current FY	% of the total	Comparative FY	% of the total
Less than 1 year	893,383	100 %	1,354,500	100 %
Between 1- 2 years	1,354,500	%	-	%
Between 2-3 years	-	%	-	%
Over 3 years	-	%	-	%
LESS PAID	(1,354,500)	-	-	-
Total (should tie to note 14)	893,383	100 %	1,354,500	100%

14b. Fund Balance Brought Forward

Description	2023 – 2024		2022 – 2023	
	Kshs		Kshs	
Bank Balances	18,969,591		14,860,456	
Cash Balances	35,125		22,953	
Receivables	26,535,392		21,533,684	
Payables	(2,754,334)		(1,064,901)	
Total	42,785,774		35,352,192	

**NYANDARUA HIGH SCHOOL
PUBLIC SECONDARY SCHOOL
Annual Report and Financial Statements
For the financial year ended 30th June 2024**

11 Cash In Hand

Description	2023 – 2024		2022 – 2023	
	Kshs		Kshs	
Notes and Coins	5,233		35,125	
Total	5,233		35,125	

12 Accounts Receivable

Description	2023 – 2024		2022 – 2023	
	Kshs		Kshs	
Fees Arrears	25,971,277		26,535,392	
Total	25,971,277		26,535,392	

13 b) Ageing Analysis of Accounts Receivable

Description	2023 – 2024		2022 – 2023	
	Kshs		Kshs	
	Current FY	% of the total	Comparative FY	% of the total
Less than 1 year	4,620,234	18 %	6,908,002	26 %
Between 1- 2 years	6,908,002	27 %	3,654,046	14 %
Between 2-3 years	3,654,046	14 %	2,221,842	8 %
Over 3 years	15,973,344	62 %	15,657,796	59 %
Less recovered	(5,184,349)	20 %	(1,906,294)	7 %
Total (should tie to note 13 a)	25,971,277	100%	26,535,392	100%

13 Accounts Payable

Description	2023 – 2024		2022 – 2023	
	Kshs		Kshs	
Trade Creditors (See Ageing Below and Appendix 1)	893,383		1,354,500	
Prepaid Fees	918,945		1,399,834	
Total	1,812,328		2,754,334	

**NYANDARUA HIGH SCHOOL
PUBLIC SECONDARY SCHOOL
Annual Report and Financial Statements
For the financial year ended 30th June 2024**

Other important disclosure notes

IPSAS Cash Standard encourages an entity to disclose accrual-related information in relation to an entity's assets and liabilities. The notes outlined below are disclosure notes in relation to the school's non-financial assets and liabilities.

15 Biological assets

Description	Numbers	2023 – 2024	2022 – 2023
		Kshs	Kshs
Trees		6,544,500	5,164,000
Total		6,544,500	5,164,000

Other important disclosure notes

16 Stock/ Inventory

Description	2023 – 2024
	Kshs
Food stuffs	1,787,400
Lab consumables	91,432
Medication	13,241
Construction Materials	327,787
Totals	2,219,860

(Stock to be measured at lower of cost and net realisable value. Net realisable value is the difference between selling costs less costs to sell)

**NYANDARUA HIGH SCHOOL
PUBLIC SECONDARY SCHOOL
Annual Report and Financial Statements
For the financial year ended 30th June 2024**

17 Progress On Follow Up of Auditor Recommendations

The following is the summary of issues raised by the external auditor, and management comments that were provided to the auditor.

Ref No.	Issue / Observations from Auditor	Management comments	Status: (Resolved / Not Resolved)	Timeframe: (Put a date when you expect the issue to be resolved)
1.	Long outstanding receivables	Auditor general certification received	Not resolved	Awaiting parliamentary discussion
2.	Underfunding of capitation grants	Timely Updating the nemis portal	Not resolved	Awaiting parliamentary discussion
3.	Failure to prepare school improvement plan	Awaiting school BOM approval	Not resolved	Awaiting parliamentary discussion
4.	Failure to transfer infrastructure funds from operation bank account	Timely transfer of infrastructure funds from operation bank account	Not resolved	Awaiting parliamentary discussion
5.	Irregular transfer of funds to KSSHA	Pending awaiting relevant policies and guidance on KSSHA transfers	Not resolved	Awaiting parliamentary discussion

 Sign and Date
 Principal



**NYANDARUA HIGH SCHOOL
PUBLIC SECONDARY SCHOOL
Annual Report and Financial Statements
For the financial year ended 30th June 2024**

14. Annexes

Annex I - Analysis of Pending Accounts Payable

Supplier Of Goods or Services	Original Amount	Date Contracted	Amount Paid To-Date	Outstanding Balance Current FY
	A	b	C	d=a-c
	Kshs	Kshs	Kshs	Kshs
Construction Of Buildings				
1. Boys ablution block	6,642,143		5,748,760	893,383
Grand Total	6,642,143		5,748,760	893,383

**NYANDARUA HIGH SCHOOL
PUBLIC SECONDARY SCHOOL
Annual Report and Financial Statements
For the financial year ended 30th June 2024**

Annex 2 – Summary of Fixed Assets Register

Asset Class	Historical Cost b/f (Kshs) 1st July 2023	Additions during the year (Kshs)	Disposals during the year (Kshs)	Historical Cost c/f (Kshs) 30th June 2024
Land(54Acres)	54,000,000	-	-	54,000,000
Buildings And Structures	0			0
Motor Vehicles	5,000,000			5,000,000
Office Equipment, Furniture and Fittings	2,181,949	990,000	-	3,171,949
Textbooks	3,443,611	-	-	3,443,611
ICT Equipment	2,133,204	-	-	2,133,204
Tools And Apparatus	1,508,530	-	-	1,508,530
Other Machinery and Equipment	370,000			370,000
Intangible Assets- Soft Ware	350,000			350,000
	68,987,294	990,000	-	69,977,294