




*Approved  
SNA  
12/3/25*

**REPUBLIC OF KENYA  
THE NATIONAL ASSEMBLY  
THIRTEENTH PARLIAMENT – FOURTH SESSION -2025**

**PARLIAMENT  
OF KENYA  
LIBRARY**

**LIAISON COMMITTEE**

**REPORT ON THE SUPPLEMENTARY ESTIMATES II FOR FY 2024/2025**

 <b>THE NATIONAL ASSEMBLY PAPERS LAID</b>	
<b>DATE:</b> 12 MAR 2025	<b>DAY:</b> Wednesday
<b>TABLED BY:</b>	Hon. Gladys Bess (Chairperson, Liaison Committee)
<b>CLERK-AT THE-TABLE:</b>	Hussein Haile

**Directorate of Audit, Appropriations  
& General-Purpose Committees  
Parliament Buildings  
NAIROBI**

**March, 2025**

**NATIONAL ASSEMBLY  
RECEIVED  
12 MAR 2025  
SPEAKER'S OFFICE  
P. O. Box 41842, NAIROBI.**

Table of Contents

<b>FOREWORD BY THE CHAIRPERSON</b> .....	iv
<b>REVIEW OF SUPPLEMENTARY ESTIMATES II</b> .....	iv
<b>ACKNOWLEDGEMENT</b> .....	v
<b>PREFACE</b> .....	vi
<b>1. OVERVIEW OF SUPPLEMENTARY ESTIMATES II FOR FY 2024/25</b> .....	1
1.1 Macroeconomic Environment .....	1
1.2 Fiscal Framework for Supplementary Estimates II.....	2
<b>2. KEY EXPENDITURE AREAS UNDER SUPPLEMENTARY II</b> .....	4
2.1 Expenditure under Article 223 of the Constitution.....	4
2.2 Proposed Reallocations and Additional Allocations .....	5
<b>3. SUBMISSIONS BY STAKEHOLDERS</b> .....	6
3.1 Submissions by the Parliamentary Service Commission .....	6
3.2 Submissions by the Auditor General.....	7
3.3 Submissions by the National Treasury.....	7
<b>4. CONSOLIDATED FUND SERVICES EXPENDITURES</b> .....	8
4.1 Public Debt Servicing Expenditure .....	8
4.2 Pensions Payments.....	9
4.3 Salaries & Allowances for Constitutional & Independent Office Holders .....	10
4.4 Guaranteed Debt.....	10
<b>5. KEY OBSERVATIONS BY THE DEPARTMENTAL COMMITTEES</b> .....	10
5.1 Finance and National Planning Committee .....	10
5.2 Justice and Legal Affairs Committee.....	11
5.3 Agriculture and Livestock Committee.....	11
5.4 Defence, Intelligence and Foreign Relations Committee.....	11
5.5 Trade, Industry and Cooperatives Committee.....	12
5.6 Health Committee .....	12
5.7 Transport & Infrastructure Committee.....	12
5.8 Housing, Urban Planning and Public Works Committee.....	13
5.9 Communication, Information and Innovation Committee.....	13
5.10 Energy Committee.....	13

5/10/24

5.11	Lands Committee .....	13
5.12	Environment, Forestry and Mining Committee .....	13
5.13	Labour Committee .....	13
5.14	Sports and Culture Committee .....	14
5.15	Administration and Internal Security Committee .....	14
5.16	Tourism and Wildlife Committee .....	14
5.17	Regional Development Committee .....	15
5.18	Social Protection Committee .....	15
5.19	Education Committee .....	15
5.20	Blue Economy, Water and Irrigation Committee .....	16
<b>6.</b>	<b>COMMITTEE FINANCIAL RECOMMENDATIONS.....</b>	<b>16</b>
6.1	Expenditure under Article 223 .....	16
6.2	Overall Supplementary Appropriations .....	16
	<b>SCHEDULES .....</b>	<b>17</b>
	First Schedule: Supplementary Estimates I for FY 2024/2025.....	17
	Second Schedule: Committee Financial Recommendations .....	18
	Third Schedule: Expenditure under Article 223 of the Constitution.....	19
	Fourth Schedule: Unfunded Requests .....	20
	<b>ANNEXURES .....</b>	<b>21</b>
	Annex 1: Summary of Observations and Recommendations by the Departmental Committees.....	21
	Annex 2: Compendium of Departmental Committee Reports.....	22

## LIST OF ACRONYMS & ABBREVIATIONS

A.I.A	Appropriations in Aid
AFCON	Africa Cup of Nations
BETA	Bottom-up Economic Transformation Agenda
CAIPs	County Aggregation and Industrial Parks
CBK	Central Bank of Kenya
CBR	Central Bank Rate
CFS	Consolidated Fund Services
EAC	East African Community
FY	Fiscal Year
GDP	Gross Domestic Product
ICT	Information, Communication and Technology
IGRTC	Intergovernmental Relations Technical Committee
IMF	International Monetary Fund
KIRDI	Kenya Industrial Research and Development Institute
Kshs	Kenya Shillings
MDA	Ministries, Departments and Agencies
MTP IV	Fourth Medium-Term Plan
NT	National Treasury
OAG	Office of the Auditor General
REREC	Rural Electrification and Renewable Energy Corporation
SAGAs	Semi-Autonomous Government Agencies
SHA	Social Health Authority
SHIF	Social Health Insurance Fund
TVETs	Technical and Vocational Education and Training institutions
UHC	Universal Health Insurance

## **FOREWORD BY THE CHAIRPERSON**

The government may, within a financial year, spend funds that have not been appropriated if, what was appropriated for the financial year in the Appropriation Act is insufficient, or an unforeseen need has arisen, or when money has been withdrawn from the Contingency Fund. The parliamentary approval of the funds spent in such a manner must be sought within two months. The Supplementary Estimates II for FY 2024/25 was tabled in the National Assembly as provided for in Article 223 of the Constitution and Section 44 of the Public Finance Management Act, CAP412A.

Ordinarily, the Budget and Appropriations Committee is responsible for examining the Supplementary Estimates. However, on this occasion, the Supplementary Estimates were tabled in the National Assembly on 18<sup>th</sup> February 2025 and subsequently committed to the Liaison Committee for consideration. This was in accordance with the communication issued by the Speaker of the National Assembly on 18<sup>th</sup> February 2025.

The Supplementary Estimates II for the Financial Year 2024/25 were necessitated by expenditures incurred under Article 223 of the Constitution, which requires parliamentary regularization and need for additional allocations and reallocations. These adjustments aim to facilitate the approval of additional allocations required to address various financial gaps, including shortfalls in personnel emoluments, adjustments to receipts of Appropriation in Aid (A-I-A), and realignment of budgetary provisions to projected absorption levels.

## **REVIEW OF SUPPLEMENTARY ESTIMATES II**

The Supplementary Estimates II for the Financial Year 2024/25 were tabled in the National Assembly on 18<sup>th</sup> February 2025 and referred to the Departmental Committees and the Liaison Committee for detailed consideration. As part of the review process, the Departmental Committees conducted consultative meetings with the respective Ministries, Departments, and Agencies within their jurisdiction. These meetings were aimed at scrutinizing the proposed adjustments in the Supplementary Estimates, as well as examining the expenditures incurred under Article 223 of the Constitution to ensure compliance with the law.

The Liaison Committee held consultative engagements with all the Departmental Committees to have a full understanding of the drivers of proposed changes in the supplementary estimates. The Committee engaged the Office of the Auditor-General and the Parliamentary Service Commission, to examine the proposed amendments to their respective budgets and evaluate the implications on their mandates and planned

programmes and activities. Finally, the Committee held deliberations with the National Treasury to have a full overview of the proposed changes on key government priorities. This collaborative process ensured that the Committee's decisions were not only well-informed but also equitable and consistent with the national development agenda.

In line with Article 201 of the Constitution, which underscores the need for public participation in financial matters, the Committee extended an invitation to the public to submit Memoranda addressing key concerns related to the Supplementary Estimates. As a result, the Committee received one submission, which was carefully considered in the decision-making process.

### **ACKNOWLEDGEMENT**

The Committee wishes to express its heartfelt gratitude to the Office of the Speaker of the National Assembly for entrusting them with this noble undertaking and strategic guidance offered throughout the process. Sincere thanks to the Office of the Clerk of the National Assembly for administrative and procedural assistance, which greatly facilitated the Committee. Commendation to the Members of the Liaison Committee for their unwavering commitment and sacrifice in undertaking this critical task.

The Committee extends its gratitude to the Departmental Committees for their invaluable insights on sectoral dynamics. Finally, the Committee would like to extend its appreciation to the Parliamentary Budget Office, the Directorate of Appropriations, Audit, and General-Purpose Committees, and the Directorate of Departmental Committees for their extensive technical assistance in the review of the Supplementary Estimates and finalization of this report.

It is, therefore, my distinct privilege, on behalf of the Liaison Committee, to present the Report on the Supplementary Estimates II for the Financial Year 2024/25 to this August House, and to commend it for adoption.

**HON. GLADYS J. BOSS, MGH, M.P.**

**DEPUTY SPEAKER/CHAIRPERSON, LIAISON COMMITTEE**

## **PREFACE**

### **Establishment and Mandate of the Committee**

The Liaison committee is established under Standing Order 217 and mandated to;

- (a) guide and coordinate the operations, policies, and mandates of all Committees;
- (b) deliberate on and apportion the annual operating budget among the Committees;
- (c) consider the programs of all Committees, including their need to travel and sit away from the precincts of Parliament;
- (d) ensure that Committees submit reports as required by the Standing Orders;
- (e) determine, whenever necessary, the committee or committees to deliberate on any matter;
- (f) give such advice relating to the work and mandate of select committees as it may be considered necessary; and
- (g) consider reports of the Committee that have not been deliberated by the House and report to the House on the consideration of such reports.

Additionally, pursuant to the communication by the Speaker of the National Assembly on 18<sup>th</sup> February 2025, the Committee was mandated to consider the supplementary estimates II for FY 2024/25 and report to the House pending the reconstitution of the Budget and Appropriations Committee.

### **Committee Membership**

The current membership of the Committee, following the lapse of the tenure of Audit and General-Purpose Committees in accordance to the National Assembly Standing Orders, comprise:

1. Hon. Gladys J. Boss, MGH, M.P. – **Deputy Speaker/Chairperson**
2. Hon. Martha Wangari, CBS, M.P. – **Vice-Chairperson**
3. Hon. Kimani Ichung'wah, MGH, M.P.
4. Hon. Japhet Kareke Mbiuki, CBS, M.P.
5. Hon. Julius Kibiwott Melly, M.P.
6. Hon. David Gikaria, CBS, M.P.

7. Hon. James Gakuya Mwangi, M.P.
8. Hon. Daniel Epuyo Nanok, CBS, M.P.
9. Hon. (Dr.) Robert Pukose, CBS, M.P.
10. Hon. Vincent Musyoka, CBS, M.P.
11. Hon. Johana Ng'eno Kipyegon, CBS, M.P.
12. Hon. Joash Nyamoko, HSC, M.P.
13. Hon. GK, George Macharia Kariuki, CBS, M.P.
14. Hon. Gathoni Wamuchomba, M.P.
15. Hon. Gabriel Koshal Tongoyo, CBS, M.P.
16. Hon. George Gitonga Murugara, CBS, M.P.
17. Hon. Peter Lochakapong, CBS, M.P.
18. Hon. Daniel Sitati Wanyama, CBS, M.P.
19. Hon. Nelson Koech, CBS, M.P.
20. Hon. John Kiarie Waweru, CBS, M.P.
21. Hon. Kangogo Bowen, CBS, M.P.
22. Hon. (Dr.) John Mutunga Kanyuithia, CBS, M.P.
23. Hon. (CPA) Francis Kuria Kimani, CBS, M.P.
24. Hon. Alice Wambui Ng'ang'a, CBS, M.P.
25. Hon. Eric Karemba Muchangi Njiru, CBS, M.P.

## Committee Secretariat

The Committee was supported in the execution of its mandate by a secretariat composed of:

1. Ms. Florence Abonyo, OGW Director, DAA & GPC (Directorate of Audit, Appropriations & General-Purpose Com.)
2. Dr. (FA.) Martin Masinde, OGW Director, Parliamentary Budget Office (PBO)
3. Mr. Robert Nyaga Ag. Senior Deputy Director, PBO
4. Mr. Nicholas Emején Deputy Director, DAA & GPC
5. Mr. Daniel Mutunga Deputy Director, Departmental Committees
6. Mr. Oscar Namulanda Deputy Director, DAA & GPC
7. Dr. Evans Kiganda Principal Fiscal Analyst
8. Ms. Lynette Otieno Senior Legal Counsel
9. Ms. Julie Mwithiga Senior Fiscal Analyst
10. Mr. Dr. Abel Nyagwachi Senior Fiscal Analyst
11. Mr. Danson Kachumbo Senior Fiscal Analyst
12. Ms. Ella Kendi Clerk Assistant I
13. Mr. Sakana Saoli Clerk Assistant II
14. Mr. Ringine Mutwiri Fiscal Analyst III
15. Ms. Loice Olesia Fiscal Analyst III
16. Mr. Adera Onyango Fiscal Analyst III
17. Mr. Solomon Alubala Fiscal Analyst III
18. Mr. Kioko Kiminza Fiscal Analyst III
19. Mr. Josphat Bundotich Principal Sergeant at arms
20. Ms. Fridah Ngari Media Relations Officer III
21. Mr. Kenneth Waweru Office Assistant
22. Mr. Rodgers Kilungya Audio Officer

# **I. OVERVIEW OF SUPPLEMENTARY ESTIMATES II FOR FY 2024/25**

## **I.1 Macroeconomic Environment**

1. The Supplementary Estimates II for the FY 2024/25 was submitted to the National Assembly on Tuesday, February 18, 2025, pursuant to Article 223 of the Constitution of Kenya and Section 44 of the Public Finance Management Act. The Supplementary Estimates were committed to the Departmental Committees and the Liaison Committee for consideration and reporting to the House.
2. The Supplementary Estimates II have been prepared when the economy has largely stabilised as evidenced by declining inflation, lower interest rates and stability of the Kenyan shilling. Key contributing factors to these positive developments include sustained government interventions, a decrease in food prices due to favorable weather conditions, and a drop in global oil prices.
3. Despite the positive economic trends, several risks still portend to hinder Kenya's economic performance. These include climate-related shocks, which can disrupt agricultural production and food supply, leading to higher prices. High public debt expenditures that have strained the government's finances, reducing the funds available for essential services and development projects. There is also mounting pressure for investment in infrastructure and social services, which requires significant financial resources and careful prioritization.
4. The economy is estimated to have grown by 4.6 percent in 2024, with projections indicating an acceleration to 5.3 percent in 2025. Quarterly growth rates for 2024 were 5.0% in Q1, 4.6% in Q2, and 4.0% in Q3, with a projected rebound to 4.7% in Q4. The agricultural sector played a crucial role in this growth, supported by government subsidies on fertilizers and seeds. These subsidies made essential inputs more affordable for farmers, which is expected to continue driving strong agricultural performance and overall economic growth in 2025.
5. Inflation has declined from 6.3% in February 2024 to 3.5% in February 2025, due to lower fuel and food prices. Key drivers for the decline include lower global crude oil prices, a stronger Kenyan Shilling, and a Government to Government oil import process. Favorable weather conditions and government backed fertilizer subsidies have also increased agricultural yields, reducing food prices and easing inflationary pressure.
6. Following the easing of monetary policy stance as evidenced by a downward revision of the central bank rate from 13% in February 2024 to 10.75% in February 2025. The interest rate on the 91-day treasury bill has similarly declined from 16.5% in February 2024 to 8.9% in February 2025. These reductions have consequently lowered the cost of borrowing for the government, thereby easing the cost of financing the FY 2024/25 budget.

## **I.2 Fiscal Framework for Supplementary Estimates II**

7. The supplementary Estimates II for the FY 2024/25 propose a significant increase in total expenditure and net lending by Kshs. 98.801 billion, representing a 2.5% rise from the approved expenditure of Kshs. 3,880.8 billion in supplementary estimates I, bringing the total budget to Kshs. 3,979.6 billion. The primary contributor to this increase is an additional Kshs. 85.873 billion (3.6%) in ministerial national government expenditure.
8. The supplementary Estimates II have adopted a similar trend with the supplementary estimates over the last three years, where fiscal consolidation efforts have been targeted at development expenditure. The Committee noted that despite the overall increase in total budget by Kshs. 98.8 billion, development expenditure has been reduced by Kshs. 51 billion. This is on top of the Kshs. 105 billion in development expenditure that was rationalized in the supplementary estimates I for 2024/25.
9. The reduction in development expenditure affects key priority areas, including over Kshs. 11 billion donor funding to the Special Global Fund for Malaria, HIV and TB under the National Treasury, reduction of over Kshs. 22 billion for water and sanitation interventions, reduction of over Kshs. 7 billion in the ICT sector, reduction of over Kshs. 5 billion for power generation and transmission and over Kshs. 2 billion for the agriculture sector.
10. The Committee expressed concern that the reduction in development expenditure as proposed in the supplementary estimates II may have several negative implications on the delivery of key BETA priorities, potentially hindering the completion of ongoing projects, leading to additional pending bills and stalled projects. This may further result in cost overruns, as delays and interruptions often increase the overall cost of delivering development projects.
11. The Committee observed that despite the increase in total expenditure and net lending from Kshs. 2,565 billion in the FY 2019/20 to Kshs. 3,979 billion in the supplementary estimates II for 2024/25, the proposed development expenditure of Kshs. 590 billion is lower than the actual development expenditure of over Kshs. 600 billion that was spent in the 2019/20 financial year. This indicates that, although overall spending has increased, the allocation for development expenditure has diminished.
12. The supplementary estimates II propose to increase ministerial recurrent expenditure by Kshs. 136.9 billion on account of the restoration of personnel emoluments and operations and maintenance expenditures that were rationalized during supplementary estimates I where some agencies were left with allocations that could not meet their critical operations for the entire financial year. The Committee, however, noted that the proposed increase in recurrent expenditure is much higher than the Kshs. 40.5 billion that was reduced during supplementary I.

13. The Committee expressed reservations over the credibility of the proposed fiscal consolidation measures, particularly the elimination of non-priority expenditures, as proposed by the National Treasury. This is given the significant increase in recurrent expenditure in the proposed supplementary estimates II. The Committee emphasized the need for commitment and more robust and transparent measures to ensure that the proposed fiscal consolidation goals are achievable and can effectively address the fiscal challenges facing the country.
14. The supplementary Estimates propose to increase the consolidated fund services expenditures by Kshs. 5,502 billion from Kshs. 1,237.2 billion to Kshs. 1,242.7 billion. The net increase in CFS is as a result of an additional Kshs. 19.7 billion in net lending towards repayment of guaranteed loans to the Kenya Airways and a reduction of Kshs. 14.1 billion in total interest payment on public debt. The Committee underscored the need to fast track the restructuring of state-owned enterprises to reduce their contingent liabilities and put them on a sustainable path.
15. The reduction in interest payment on public debt is due to a Kshs. 31.4 billion decrease in interest payment on foreign debt, which may be attributed to the appreciation of the Kenyan shilling. However, there is also a Kshs. 17.2 billion increase in interest payment on domestic debt, resulting from short-term domestic borrowing by the government at higher interest rates.
16. The Committee noted that the proposed expenditure on interest payment of Kshs. 995 billion accounts for 25% of the total budget, a significant increase compared to FY 2012/13, where interest payment was 10% of the overall budget. This indicates how public debt servicing is increasingly crowding out expenditure on critical development initiatives and social programs, potentially affecting the government's ability to invest in key areas that support long-term economic growth. The rising burden of debt servicing underscores the importance of implementing sustainable fiscal consolidation policies to balance debt obligations with essential development expenditures.
17. The proposed increase in overall expenditures in the supplementary estimates II is not matched by a commensurate increase in revenue collection. On the contrary, the ordinary revenue collections target has been revised downwards by Kshs. 50.1 billion from Kshs. 2,631.4 billion to Kshs. 2,580.9 billion. The main drivers of the lower revenue projection are VAT and Income Tax whose expected collection has been reduced by Kshs. 29.5 billion and Kshs. 15.1 billion respectively. The downward revision in the revenue collection target is in line with revenue performance in the first half of 2024/25 FY where KRA missed its VAT and Income tax collection target by Kshs. 36.5 billion and 28.6 billion respectively.
18. The increase in expenditure and net lending of Kshs. 98.8 billion and revision of ordinary revenue downward by Kshs. 50.1 billion has resulted in the fiscal deficit, including grants for FY 2024/25, projected to increase from Ksh768.6 billion to Kshs. 864.1 billion.

19. The increase in expenditure and net lending by Kshs. 98.8 billion, combined with the downward revision of ordinary revenue by Kshs. 50.1 billion, has led to a projected increase in the fiscal deficit including grants, for FY 2024/25 from Kshs. 768.6 billion to Kshs. 864.1 billion. The expanded fiscal deficit amounting to Kshs. 85.7 billion is expected to be financed through increasing domestic borrowing by Kshs. 169.6 billion, from Kshs. 413.1 billion to Kshs. 582.7 billion and reducing external borrowing by Kshs. 83.9 billion.
20. The Committee observed that the shift to domestic borrowing aligns with the National Treasury's proposed strategy to focus on local market borrowing, particularly in the second half of FY 2024/25 when interest rates are anticipated to be lower. However, this approach carries the risk of continued crowding out of the private sector, as government borrowing could limit the availability of credit for private businesses. Additionally, this strategy may exert upward pressure on interest rates, which could further impact the cost of borrowing for both the government and private sector.

## **2. KEY EXPENDITURE AREAS UNDER SUPPLEMENTARY II**

### **2.1 Expenditure under Article 223 of the Constitution**

21. Article 223 of the Constitution allows the National Government to utilize funds not appropriated by Parliament under certain conditions. These conditions include situations where the allocated amount for any purpose under the Appropriation Act is insufficient, a new expenditure need arises, or funds have been withdrawn from the Contingencies Fund. The National Government is required to report such withdrawals to Parliament within two months of the withdrawal.
22. Article 223 of the Constitution allows the National Government to spend monies that have not been appropriated by Parliament if the amount appropriated for any purpose under the Appropriation Act is insufficient or a need has arisen for expenditure for a purpose for which no amount has been appropriated by that Act, or money has been withdrawn from the Contingencies Fund and report the same to Parliament within two months after such withdrawal.
23. The Committee noted that the National Treasury has approved expenditures amounting to Kshs. 88.16 billion under Article 223 of the Constitution consisting of Kshs. 44.42 billion in recurrent expenditure and Kshs. 43.74 billion in development expenditure. Of which, Kshs. 40.42 billion has been disbursed. The remaining requests have been submitted as part of the reallocations sought under this supplementary budget.
24. The key expenditure areas under Article 223 in the submitted supplementary estimates include Kshs. 19.68 billion towards settlement of guaranteed debt to Kenya Airways, Kshs. 8 billion towards road construction, Kshs. 4.5 billion to the state for Internal Security and National Administration towards police modernization and enhanced security observations, Kshs. 2.5 billion towards drought-related mitigations and Kshs. 1.75 billion

for settlement of outstanding salary arrears for medical officers in both National and County governments.

25. The Committee observed that the continued application of Article 223 of the Constitution to areas that could have been budgeted for during the budget-making process undermines the credibility of the budget. Furthermore, it diminishes the role of Parliament in the allocation of resources. This practice tends to weaken the effectiveness of parliamentary oversight and the careful planning that goes into resource allocation during the regular budget process.

## **2.2 Proposed Reallocations and Additional Allocations**

26. The supplementary estimates II aim to allocate additional resources or make reallocations to address emerging priorities. Key drivers for these reallocations and additional allocations include upward revisions in Appropriations in Aid, addressing shortfalls in personnel emoluments, covering shortfalls in operations and maintenance, and meeting the needs for security-related operations.
27. The security sector has been allocated an additional Kshs. 7.5 billion to the National Police Service of which 5 billion is to address shortfalls in insurance costs and 2.5 billion to support the Haiti peacekeeping mission, the National Intelligence Service has been allocated an additional Kshs. 9.8 billion for security related operations while the Ministry of Defence has an additional 6 billion mostly towards settlement of pending bills.
28. The additional allocations within the education sector include Kshs. 18 billion to the Teachers Service Commission to cater for insurance shortfalls, teacher promotion and personnel emolument shortfalls. The State Department for Technical Vocational Education and Training has an additional Kshs. 8 billion mostly due to upward revision of AIA for TVETs, an additional Kshs. 16 billion to the University of Education to among other things, Kshs. 4.2 for the implementation of Universities Collective Bargaining Agreement (CBA), upward revision in AIA for universities by Kshs. 6.48B. The state department for basic education has an additional allocation of Kshs. 6.5 billion towards the World Bank support of the Kenya Primary Education Equity in Learning Program while the reallocation of Kshs. 5.26B from secondary school capitation to cater for examination waivers.
29. The additional allocations to the health sector include an upward Revision in AIA by Kshs. 1.7 billion for the Kenyatta National Hospital, Kshs 1.4 billion AIA for Kenyatta University Teaching Research and Referral Hospital, additional Kshs. 1 billion towards shortfalls for personnel emoluments for MTRH and Kshs. 1.5 billion for recapitalization of KEMSA. Other additional allocations include Kshs. 3 billion for the primary healthcare fund, Kshs. 3 billion for Emergency, Chronic and Critical Illness Fund, Kshs. 1.5 billion stipend for healthcare professional interns and Kshs. 0.6 billion for operationalizing Primary Health Care Networks.

30. The proposed changes in the infrastructure sector include an additional Kshs. 16 billion for the roads sub sector on account of upward revision of collections to the Road Maintenance Levy Fund due to the additional Kshs. 7 that was incorporated into the levy. The sub sector equally has a reduction of approximately Kshs. 10 billion in GoK and partner funded programmes leaving the net change to approximately Kshs. 6 billion.
31. The Housing and Urban Development sub sector has a reduction of Kshs. 7.9 billion on account of Kenya Informal Settlement Improvement Project, which is a donor-funded project. The water and sanitation sub sector has a reduction of approximately 23 billion mainly on account of reductions in partner-funded projects. The ICT sub sector has a reduction of Kshs. 7 billion while the state department for energy has a reduction of Kshs. 7.7 billion all on account of partner funded projects.
32. The other key changes proposed in Supplementary Estimates II include an additional Kshs. 8 billion for shortfalls in personnel emoluments to the Kenya Revenue Authority, additional Kshs. 4.6 billion to the State Department for Tourism on account of upward revision in AIA for the Tourism Promotion Fund, Tourism Fund, Tourism Regulatory Authority and Kenyatta International Convention Centre.

### **3. SUBMISSIONS BY STAKEHOLDERS**

33. The Committee invited the Office of the Auditor General, National Treasury and the Parliamentary Service Commission to present their submissions on the extent and implication of the proposed changes as per the Supplementary Estimates II for FY 2024/256.

#### **3.1 Submissions by the Parliamentary Service Commission**

34. The Parliamentary Service Commission (PSC) is tasked with ensuring that Parliament functions efficiently and effectively by providing essential services and facilities. Its mandate encompasses supporting Parliament in fulfilling its legislative, oversight, and representation roles. The PSC operates under its strategic plan for 2019-2030, which outlines its objectives, strategies, and activities aimed at enhancing the effectiveness of parliamentary operations and ensuring that Parliament can effectively serve the public and uphold democratic governance.
35. The Commission indicated that the Supplementary Estimates II did not significantly impact the allocation to Parliament. The only changes involved an additional Kshs. 75 million allocated to the National Assembly Vote and a reallocation of Kshs. 19 million under the Senate Vote for the payment of pending bills.
36. The Commission submitted that Parliament experienced budgetary reductions in supplementary I, which significantly impacted its operations. Despite this, there is no substantial enhancement proposed in the supplementary estimates II to address these issues. Furthermore, there are emerging needs that require intervention to ensure the effective functioning of Parliament.

37. To address the shortfalls and emerging needs, the Commission submitted that Parliament requires an additional Kshs. 5.26 billion, distributed across various votes: Kshs. 1.79 billion for Vote 2041, Kshs. 1.03 billion for Vote 2042, Kshs. 371 million for recurrent expenditure and Kshs. 700 million for development under Vote 2043, and Kshs. 1.37 billion for Vote 2044. These additional funds are necessary to cover critical areas such as the members' post-retirement medical scheme, allowances for drivers and bodyguards, contracted professional services, and increased NSSF contributions.

### **3.2 Submissions by the Auditor General**

38. The Office of the Auditor General is established by the Constitution and serves as a critical institution for promoting transparency, accountability, and good governance in public finance management. The office is tasked with auditing the accounts of public entities at both National and County levels, the Judiciary, Legislature, Public debt, and all programs or projects receiving public funds, it ensures that public resources are managed efficiently and effectively to ensure value for money.

39. In the FY 2024/25, the Office of the Auditor General was allocated Kshs. 8.103 billion out of which Kshs. 8.025 billion for current and Kshs. 79 million for capital expenditure. As of 5<sup>th</sup> March 2025, the office had incurred a cumulative expenditure of Kshs. 5.25 billion consisting of Kshs. 5.22 billion in current and Kshs. 33.14 million in capital expenditure.

40. The OAG submitted that during the processing of supplementary estimates I for FY 2024/25, the office suffered an overall reduction of Kshs. 568.2 million. This reduction directly impacted the planned audit coverage and construction of the Mombasa Office. However, supplementary estimates II have proposed an additional allocation of Kshs. 150 million, which will address shortfalls arising from the earlier reductions. The additional allocation comprises Kshs. 100 million for planned audits and Kshs. 50 million towards the forensic audit of the public debt that was requested by the executive.

41. The OAG informed the Committee that the resource requirement for the forensic audit on public debt is approximately Kshs million, given the need to evaluate projects funded across the country. This implies that there is a shortfall that needs to be addressed for the audit to be comprehensive and meaningful. The office also sought the intervention of the Committee to allocate an additional Kshs. 200 million to enable commencement of construction works at the Mombasa Office.

### **3.3 Submissions by the National Treasury**

42. The National treasury submitted that since the approval of the FY 2024/25 Supplementary Estimates I, the National Treasury has received requests for additional funding from MDAs amounting to KSh.900.1 billion. These include recurrent expenditures of Kshs. 493.0 billion and development expenditures of Kshs 407.1 billion.

43. The National treasury reported that in view of the prevailing fiscal constraints, and to maintain macro-economic stability and access to external financial markets, they were

only able to accommodate Approvals granted under Article 223 of the Constitution, salaries shortfalls for MDAs, allocations to SAGAs, and other critical expenditures amounting to Kshs. 199.9 billion in the FY 2024/25 supplementary estimates II.

44. Further, the National Treasury submitted that in addition to the submission on the FY 2024/25 supplementary estimates II, they have received requests for additional funding to cater for emerging priorities amounting to Kshs. 3.3 billion and requested the Committee to put them into consideration.
45. These additional expenditures include Kshs. 2 billion to the State Department for Medical Services, Kshs. 100 million to the Office of the Prime Cabinet Secretary, Kshs. 400 million for State House, Kshs. 100 million to the State Department for Correctional Services, Kshs. 50 million for the National Treasury, Kshs. 50 million for the State Department for Trade, Kshs. 200 million for the State Department for Roads, Kshs. 50 million to the State Law Office, Kshs. 159 million for the State Department for Internal Security and Kshs. 120 million for the National Assembly.

#### **4. CONSOLIDATED FUND SERVICES EXPENDITURES**

46. The Consolidated Fund Service (CFS) expenditures consist of mandatory expenses that are directly charged to the Consolidated Fund. These primarily include public debt servicing, pension payments, salaries and allowances for constitutional and independent office holders, among other expenditures.
47. The supplementary estimates II for FY 2024/25, proposes that the total CFS expenditures for will amount to Kshs. 2.11 trillion, reflecting a decrease of Kshs. 23.6 billion from Kshs. 2.13 trillion as approved in the supplementary estimates I. This reduction is primarily due to the appreciation of the Kenyan shilling, resulting in a decrease of Kshs. 43.2 billion in external debt service expenditures. Additional changes include a reduction of Kshs. 75.6 million in salaries and allowances for holders of constitutional and independent offices, an increase of Kshs. 17.3 billion in interest expenses for domestic debt, and an increase of Kshs. 19.69 billion for guaranteed debt payments. Pension expenditures remain unchanged at Kshs. 223.15 billion.

##### **4.1 Public Debt Servicing Expenditure**

48. The total public debt stock stood at Kshs. 11 trillion. The expenditures to finance the repayment of this debt, in terms of interest payments and redemptions, constitute the largest share (88%) of CFS expenditures. Total public debt service is projected at Kshs. 1.87 trillion by the end of FY 2024/25. The Committee observed that while domestic debt accounts for 51% of total debt stock, it accounts for 71% of total debt servicing cost and external debt stock, which represents 49%, accounts for only 29% of the debt servicing expenditures. This implies that the government faces higher borrowing costs and risks domestically.

49. The supplementary estimates II projects that debt servicing expenditures are expected to decrease by Kshs. 43.2 billion, from Kshs. 1.9 trillion in the supplementary estimates I to Kshs. 1.87 trillion. The reduction in public debt servicing is attributed to a Kshs. 14.1 billion reduction in interest expenditures and a Kshs. 29.1 billion reduction in redemption expenditures/principal payments. The Committee noted that the expenditure on debt service is on an upward trend over the medium term and is projected to surpass the Kshs. 2 trillion in FY 2025/26, majorly driven by increased domestic debt service cost and expected maturity of international sovereign obligations.
50. The Committee observed that the projected expenditure on domestic debt servicing, amounting to Kshs. 1.33 trillion in the FY 2024/25, constitutes the largest component of public debt service obligations. The Supplementary Estimates II indicate an upward revision of Kshs. 17.3 billion in domestic debt servicing costs, driven by higher interest rates. This adjustment includes an increase of Kshs. 11.87 billion in interest payments for domestic bonds and Kshs. 8.65 billion for Treasury Bills. Conversely, interest payments on the government overdraft facility are anticipated to decline from Kshs. 12.6 billion to Kshs. 9.4 billion, reflecting a gradual reduction in the Central Bank Rate.
51. The projected external debt servicing expenditure for the FY 2024/25 is Kshs 530.12 billion, which reflects a decrease of Kshs 60.5 billion compared to Kshs 590.6 billion in supplementary estimates I. The reduction includes a decline of Kshs 31.4 billion in external debt interest payment and Kshs 29.1 billion in external debt redemption. The Committee observed that these favorable adjustments are attributed to the sustained appreciation and stability of the Kenya Shilling against major international currencies, particularly the USD and the Euro, which constitute 89% of external debt denomination.
52. External debt redemption is projected to decline from Kshs. 330.7 billion to Kshs. 301.6 billion. Significant reductions include Kshs. 9.7 billion for EXIM Bank of China, Kshs. 5.98 billion for the Trade Development Bank Syndicated Loan, Kshs. 4.7 billion for the International Development Association, Kshs. 1.33 billion for France, and Kshs. 1.26 billion for Japan. While external debt interest payments have been revised downward from the Kshs. 259.9 billion to Kshs. 228.5 billion. Key reductions include Kshs. 5.2 billion for Exim Bank of China, Kshs. 2.3 billion for the International Development Association, Kshs. 1.67 billion for the IMF, Kshs. 1.3 billion for Afrexim Bank, and Kshs. 1.15 billion for Standard Bank - SA Syndicated. However, the Committee noted that Kshs. 19.85 billion has been added for interest payments to the International Sovereign Bond issued in February 2024.

#### **4.2 Pensions Payments**

53. The Committee observed that Pension payments under CFS will remain unchanged at 223.15 billion Kshs, including Ordinary pensions (93.8 billion Kshs), Commuted Pension (85.8 billion Kshs), Public Service Superannuation Scheme (36.98 billion Kshs), and other pension schemes (6.6 billion Kshs). The largest payments are to retired civil servants

(138.2 billion Kshs), retired military members (25 billion Kshs), and dependents of retired civil servants (10.4 billion Kshs).

#### **4.3 Salaries & Allowances for Constitutional & Independent Office Holders**

54. Salaries and allowances for constitutional and independent offices are proposed to decrease by Kshs. 75.6 million, from Kshs. 4.16 billion to Kshs. 4.08 billion. Notable changes include reductions for the Salaries & Remuneration Commission (Kshs. 33.1 million in gratuity and Kshs. 23 million in allowances) and the Public Service Commission (Kshs. 27.2 million in gratuity). The National Police Service Commission increased by Kshs. 36.8 million in gratuity and Kshs. 3 million in salaries, while the IEBC has a 50 percent reduction for the Chairman, deputies, and commissioners.

#### **4.4 Guaranteed Debt**

55. Article 213 of the Constitution and Section 58 of the PFM Act enable the government to provide loan guarantees to public entities. By June 2024, outstanding guaranteed debt stood at Kshs. 100.2 billion. Supplementary Estimates II show that Kshs. 19.7 billion was spent on interest payments for Kenya Airways' guaranteed loans. The Committee observed that this guarantee is under the Sessional Paper No. 3 of 2017 and covers \$525 million (long-term loan) to US Exim Bank for liquidity management over five years and \$225 million (short-term loan) to Kenyan banks for working capital.

### **5. KEY OBSERVATIONS BY THE DEPARTMENTAL COMMITTEES**

56. The Committee received submissions from Departmental Committees regarding proposed changes for programs and votes under the various MDAs they oversee. Based on these submissions, the Departmental Committees made observations, some of which are included in this report. A detailed matrix of observations and recommendations from the Departmental Committees is provided in Annex I of this report.

#### **5.1 Finance and National Planning Committee**

57. Certain expenditures incurred under Article 223 of the Constitution were not unforeseen or urgent. Expenditures such as capacity building for Public Financial Management (PFM) officials could have been planned and budgeted for within the regular budgeting process thus expenditures under Article 223 undermine the principle of fiscal discipline and prudent financial management.

58. The arrears to the Equalization Fund at the end of FY 2023/24 was approximately Kshs. 49 billion. Five years to the lapse of the Fund as per Article 204(6), the government is still lagging in the full operationalization of the fund. Whereas there have been consistent allocations and appropriations to the Fund by Parliament, the National Treasury has been delaying transfers to the Fund contrary to Article 204(1).

## **5.2 Justice and Legal Affairs Committee**

59. The Judiciary is faced with several challenges, including insufficient financial resources, limitations of the IFMIS operations that disrupt implementation of planned activities, inadequate and delayed exchequer especially for development vote which in turn delays implementation of projects. The Committee observed the need to rationalize the Judiciary's development budget to realize funds that will cater for the deficit in the recurrent vote as prioritized, based on the critical needs.
60. The Office the Director of Public Prosecutions, though a key player towards improving national security, strengthening good governance and fight against corruption is underfunded. The office requires additional funding of Kshs 30 million to support the roll out of the *Uadilifu Case Management System* in all the forty-seven (47) counties to enhance its digitization programme.

## **5.3 Agriculture and Livestock Committee**

61. There are historical pending bills that have not been considered for settlement in the FY 2024/25. The State Department for Livestock Development has a historical pending bill of over Kshs. 4 billion while the State Department for Agriculture has a historical pending bill of Kshs. 9.035 billion. The pending bills have been subjected to verification and validation and cleared for payment, although the same does not reflect in the treasury documents.
62. The upward revision in appropriations in aid for various Semi-Autonomous Government Agencies (SAGAs) in the agriculture sector is a promising development. These additional funds have been earmarked to enhance the growth and efficiency of relevant value chains, which are critical for boosting agricultural productivity and sustainability to strengthen the sector's contribution to the economy.

## **5.4 Defence, Intelligence and Foreign Relations Committee**

63. The United Nations Security Council adopted resolution 2767 (2024), endorsing the African Union Peace and Security Council's decision to replace the African Union Transition Mission in Somalia (ATMIS) that ended on 31 December 2024 with the African Union Support and Stabilization Mission in Somalia (AUSSOM). The deployment of equipment for UN missions is guided by the UN Statement of Unit Requirement (SUR) prescribing standards of equipment for deployment. For Kenya to be allowed to deploy to the Mission and achieve full reimbursements under the UN's Contingent Owned equipment (COE) System, the deployed equipment must meet the operational capabilities prescribed. The equipment serviceability state of Kenya is way below the UN Statement of Unit Requirement (SUR) due to extended deployment in Somalia against a proportionate budget over time. The required funding of KES.5 billion is to facilitate the initial logistic requirement for deployment and take full opportunity of equipment

reimbursements. The requested amount will be recouped through reimbursements by the UN for the deployed units that go directly to MoD.

64. Kenya currently holds the Chairmanship of the EAC, a rotational position assumed on 30th November 2024, which entails significant responsibilities to achieve regional integration objectives. An additional funding of KES.310.04 million needed for EAC Chairmanship meetings, hosting the EAC Heads of State Summit and a High-Level Infrastructure Retreat, training Focal Point Persons, publicity, and retreats for EAC Ministers and Principal Secretaries.

#### **5.5 Trade, Industry and Cooperatives Committee**

65. The committee observed that KIRDI and KITI have a funding shortfall of Kshs.50 million each for operational and maintenance, including non-discretionary expenditures, thus affecting the effective implementation of their core mandates.
66. Kenya Accreditation Service is seeking an additional Kshs. 100 million to enhance its national accreditation program. This is to enable the implementation of the KENAS Act, which requires them to come up with regulations and recruit employees further to allow them to carry out public participation while developing the regulations covering all the conformity bodies.
67. This crucial funding will enable KENAS to uphold high standards of quality and reliability in its accreditation services. By securing these resources, KENAS aims to ensure that all accredited bodies consistently meet international benchmarks, thereby strengthening the credibility and competence of conformity assessment across various sectors.

#### **5.6 Health Committee**

68. The Social Health Authority (SHA) has registered 20.2 million Kenyans. However, only 3.9 million members are actively contributing to the Social Health Insurance Fund (SHIF), raising the issue of sustainability for the fund given the very few contributors.
69. The Primary Healthcare Fund and Emergency Chronic and Critical illness Fund has been allocated additional Kshs. 6 billion in the supplementary no. II budget, thus SHA and the Ministry of Health are currently reviewing the benefits package in line with the increased funding where the draft proposal is under review by the Attorney General.

#### **5.7 Transport & Infrastructure Committee**

70. To repay SGR loan, develop SGR phase 2B and 2C and enhance operations & maintenance in FY 2024/25, the State Department for Transport, requires Kshs. 25 billion for SGR loan repayment and Kshs. 4.7 billion for developing SGR phase 2B and 2C and enhancing operations and maintenance.
71. The Multinational Lake Victoria Maritime Communication & Transport Project restructured and renamed, Kenya Lake Victoria Maritime Communication and Transport Project as a result of a change in financing from Donor to GoK. However, the approval

of the change of name by National Treasury after the Supplementary II Estimates had been finalized makes it impossible for the projects to access the approved budget under the old name.

#### **5.8 Housing, Urban Planning and Public Works Committee**

72. The Affordable Housing Fund proceeds amounting to Kshs. 64,688 million and Kshs. 1,470 million have been allocated to the National Housing Corporation and Kshs. 1,593 million to the Kenya Slum Upgrading Fund (KENSUF), reflecting a reallocation of resources for ongoing Affordable and Social Housing projects as well as the associated social and physical infrastructure.

#### **5.9 Communication, Information and Innovation Committee**

73. The proposed reductions on some heads that have running contractual obligations lead to accumulation of pending bills, escalation of costs on account of fines and could also lead to litigation costs.

#### **5.10 Energy Committee**

74. The lack of accurate and up-to-date data on electrification rates across various constituencies in the country by the Rural Electrification and Renewable Energy Corporation and Kenya Power hamper the identification of underserved areas thus leaving many remote and marginalized communities without reliable electricity access.
75. The Kenya Petroleum Refineries Limited (KPRL) reallocated funds from the Oil Market Stabilization budget to cater for settlement of legacy debts outstanding on yield shift. However, there was lack of documentation providing critical details for the identities of the beneficiaries and specific amounts owed.

#### **5.11 Lands Committee**

76. The State Department for Lands and Physical Planning initiated a raft of reforms, which included the implementation of a cashless programme and boarding of all land transactions on the E-citizen platform, which drastically reduced revenue leakages and enhanced revenue collections across all their land stations countrywide.

#### **5.12 Environment, Forestry and Mining Committee**

77. The Kenya Meteorological Department is greatly underfunded, impeding the Modernization and Monetization of Meteorological Services to enhance Climate Information under the National Framework of Climate Services. To achieve their mandate, the Department requires an additional Kshs. 170 million.

#### **5.13 Labour Committee**

78. The National Treasury issued an austerity/ expenditure rationalization circular for certain expenditure items that were ratified and approved at the Supplementary (I) Estimates for

FY 2024/25. However, the Supplementary Estimates II for FY 2024/25 has negated the contents of the said circular.

79. There is perennial and persistent allocation of meagre resources to MDAs with delays in exchequer releases for development projects. This has resulted in huge pending bills and penalty charges by service providers and contractors.

#### **5.14 Sports and Culture Committee**

80. Due to the constrained fiscal space for SASDF attributed to the prioritization of CHAN and AFCON infrastructure development which include renovations of Kasarani, Nyayo and Kipchoge Keino stadia as well as construction of new Talanta Stadium, the Government also requires to pay USD 13 million, approximately Kshs. 1.682 billion for hosting rights to the Confederation of African Football (CAF). This funding is not available from SASDF due to various commitments made by the Fund.
81. The Bomas of Kenya is currently in the initial stages of constructing an ultra-modern conference facility. However, the State Department for Culture, Arts and Heritage has not furnished the Committee with clear funding modalities for the project, including projected costs, source and funding arrangements and timelines.

#### **5.15 Administration and Internal Security Committee**

82. The police operations were severely underfunded with the revised budget having Kshs. 5,334 million for the entire financial year. Other critically underfunded areas included food and ration by Kshs. 1,464 million, purchase of police security communication equipment by Kshs. 2,000 million and training expenses by Kshs. 432 million among others.
83. There was a need for resources to be re-allocated to the Police service that had not expended money on the Development expenditure which had a budgetary allocation of Kshs. 35 million for public Participation projects. The projects include construction of Police post at Ochoria in Muhoroni, construction of Obunga Police Camp and the construction of Police Station office Block in Kikambuni.

#### **5.16 Tourism and Wildlife Committee**

84. The creation of the Wildlife Conservation Trust Fund is in progress, with the necessary funds already deposited. However, an additional Kshs 50 million is required for resource mobilization, recruitment, staff maintenance, and other operational activities.
85. The Committee observed that delays in compensating victims of Human-Wildlife Conflict (HWC) have resulted in a surge in legal suits against the Kenya Wildlife Service (KWS). Currently, KWS has received court orders for payment of HWC compensation and legal charges amounting to Kshs. 950 million, with numerous threats of garnish orders that threaten their operations accounts.

### 5.17 Regional Development Committee

86. The Committed noted that the report on the unbundling of the functions of Regional Development Authorities (RDAs) was undertaken by the Intergovernmental Relations Technical Committee (IGRTC) highlighting the need to align the functions of the (RDAs) to the two levels of government as guided under the Fourth Schedule of the Constitution.
87. The taskforce chaired by IGRTC was formed by the Head of Public Service to review and align the mandates of the RDAs, and that a report with an implementation matrix on the mandates of the two levels of government was presented to the Office of the President in November 2024.

### 5.18 Social Protection Committee

88. The National Youth Service (NYS) requires additional funding for essential infrastructure geared towards accommodating an increased number of youths recruited into the NYS program. Furthermore, the rehabilitation of boreholes and sewer lines requires an additional Kshs 45 million.
89. Due to the upscale of the Inua Jamii Programme following presidential directive, approximately an additional 500,000 beneficiaries have been enrolled from June 2024. However, there is a funding gap of **Kshs 16.958 billion** which may cause the elderly persons, orphans, vulnerable children and persons with severe disabilities under Inua Jamii not to receive cash transfers from March to June 2025.
90. Under a Presidential directive the Kenya National Innovation Agency (KENIA) was directed to undertake commercialization of start-ups and undertake a youth-led innovation in the country to create employment for the Youth. However, no resources have been allocated to actualize the same.

### 5.19 Education Committee

91. There is a lack of allocations towards the construction of TVET institutions, a BETA project in the remaining 52 Constituencies. Given that the first phase contracts have already been awarded, lack of funding exposes the critical BETA project to the risk of pending bills, court actions which shall have an impact of the completion timelines and even stalling the projects.
92. Resources have been provided to cater for Collective Bargain Agreements (CBAs) for public universities staff as well as strategic interventions for Moi and Egerton Universities to ensure the smooth running of the sub-sector runs devoid of industrial actions.
93. The Assembly of Assistive Devices project under the State Department for Basic Education has faced significant setbacks due to budget cuts. With the project only at 35% completion, the removal of its entire allocation in the 2024/25 supplementary budget has created a major barrier to providing assistive gadgets for learners with special needs. This lack of funding jeopardizes the accessibility and inclusivity goals for Special Needs learners.

## 5.20 Blue Economy, Water and Irrigation Committee

94. The State Department for Water and Sanitation has faced a significant budget cut, with its Gross Estimates reduced by Kshs. 22 billion. While there is a slight increase of Kshs. 876.2 million for recurrent expenditure, the development expenditure has been slashed by Kshs. 22.9 billion. This reduction is likely to hinder the implementation and progress of planned projects and programs, potentially affecting water and sanitation services across the country.

## 6. COMMITTEE FINANCIAL RECOMMENDATIONS

The Committee recommends that the House:

### 6.1 Expenditure under Article 223

- I. approves Kshs: **40,418,918,412** spent under Article 223 of the Constitution in respect of Votes contained in the THIRD SCHEDULE.

### 6.2 Overall Supplementary Appropriations

- II. approves an increment of the total recurrent expenditure for Financial Year 2024/2025 by **Ksh. 138,558,586,916** in respect of the Votes contained in the FIRST SCHEDULE
- III. approves a reduction of the total capital expenditure for Financial Year 2024/2025 by **Kshs. 33,875,105,332** in respect of the Votes contained in the FIRST SCHEDULE;
- IV. approves an overall increment in the total budget for Financial Year 2024/2025 by **Kshs. 104,683,481,584** in respect of the Votes contained in the FIRST SCHEDULE;
- V. resolves that the FIRST and SECOND SCHEDULE forms the basis for the introduction of the first Supplementary Appropriation Bill, 2025.

SIGNED

HON. GLADYS J. BOSS, MGH, M.P.

CHAIRPERSON, LIAISON COMMITTEE

12th March 2025  
Wednesday

DATE

THE NATIONAL ASSEMBLY  
PAPERS LAID

DATE: 12th March 2025

Hon. Gladys Boss (Chairperson,  
Liaison Committee)

Hussain Harite

## **SCHEDULES**

### **First Schedule: Supplementary Estimates I for FY 2024/2025**

VOTE CODE	VOTE & PROGRAMME	FIRST SCHEDULE: SUPPLEMENTARY ESTIMATES II FOR FY 2024/25														
		REVISED BUDGET I FOR FY 2024/25					SUPPLEMENTARY II BUDGET ESTIMATES FOR FY 2024/25					REVISED II BUDGET ESTIMATES FOR FY 2024/25				
		GROSS CURRENT ESTIMATES	GROSS CAPITAL ESTIMATES	GROSS TOTAL ESTIMATES	GROSS CURRENT ESTIMATES	GROSS CAPITAL ESTIMATES	GROSS TOTAL ESTIMATES	GROSS CURRENT ESTIMATES	GROSS CAPITAL ESTIMATES	GROSS TOTAL ESTIMATES	GROSS CURRENT ESTIMATES	GROSS CAPITAL ESTIMATES	GROSS TOTAL ESTIMATES	GROSS CURRENT ESTIMATES	GROSS CAPITAL ESTIMATES	GROSS TOTAL ESTIMATES
	Executive Office of the President	3,584,474,631	-	3,584,474,631	906,688,041	50,000,000	956,688,041	906,688,041	50,000,000	956,688,041	4,491,162,672	50,000,000	4,541,162,672			
	0603000 Government Printing Services	711,886,586	-	711,886,586	105,649,533	-	105,649,533	105,649,533	-	105,649,533	817,536,119	-	817,536,119			
1011	0701000 General Administration Planning and Support Services	1,232,071,323	-	1,232,071,323	618,038,508	-	618,038,508	618,038,508	-	618,038,508	1,850,109,831	-	1,850,109,831			
	0703000 Government Advisory Services	1,129,851,841	-	1,129,851,841	(72,000,000)	50,000,000	(22,000,000)	(72,000,000)	50,000,000	(22,000,000)	1,057,851,841	50,000,000	1,107,851,841			
	0770000 Leadership and Coordination of Government Services	510,664,881	-	510,664,881	255,000,000	-	255,000,000	255,000,000	-	255,000,000	765,664,881	-	765,664,881			
1012	Office of the Deputy President	2,598,152,997	-	2,598,152,997	420,400,000	-	420,400,000	420,400,000	-	420,400,000	3,018,552,997	-	3,018,552,997			
	0734000 Deputy President Services	2,598,152,997	-	2,598,152,997	420,400,000	-	420,400,000	420,400,000	-	420,400,000	3,018,552,997	-	3,018,552,997			
1013	Office of the Prime Cabinet Secretary	721,710,705	-	721,710,705	168,400,000	65,000,000	233,400,000	168,400,000	65,000,000	233,400,000	890,110,705	65,000,000	955,110,705			
	0755000 Government Coordination and Supervision	721,710,705	-	721,710,705	168,400,000	65,000,000	233,400,000	168,400,000	65,000,000	233,400,000	890,110,705	65,000,000	955,110,705			
	State Department for Parliamentary Affairs	363,912,950	-	363,912,950	(24,974,704)	-	(24,974,704)	(24,974,704)	-	(24,974,704)	338,938,246	-	338,938,246			
1014	0759000 Parliamentary Liaison and Legislative Affairs	86,024,330	-	86,024,330	(9,912,000)	-	(9,912,000)	(9,912,000)	-	(9,912,000)	76,112,330	-	76,112,330			
	0766000 Policy, Coordination and Strategy	86,300,180	-	86,300,180	(800,000)	-	(800,000)	(800,000)	-	(800,000)	85,500,180	-	85,500,180			
	0761000 General Administration, Planning and Support Services	191,588,440	-	191,588,440	(14,262,704)	-	(14,262,704)	(14,262,704)	-	(14,262,704)	177,325,736	-	177,325,736			
	State Department for Performance and Delivery Management	507,850,137	-	507,850,137	124,900,000	-	124,900,000	124,900,000	-	124,900,000	632,750,137	-	632,750,137			
1015	0762000 Public Service Performance Management	84,700,819	-	84,700,819	21,200,000	-	21,200,000	21,200,000	-	21,200,000	105,900,819	-	105,900,819			
	0764000 General Administration, Planning and Support Services	176,793,325	-	176,793,325	96,200,000	-	96,200,000	96,200,000	-	96,200,000	272,993,325	-	272,993,325			
	0772000 Service Delivery Management	206,056,308	-	206,056,308	4,000,000	-	4,000,000	4,000,000	-	4,000,000	210,056,308	-	210,056,308			
	0773000 Coordination and Supervision of Government	40,299,685	-	40,299,685	3,500,000	-	3,500,000	3,500,000	-	3,500,000	43,799,685	-	43,799,685			
1016	State Department for Cabinet Affairs	228,672,243	-	228,672,243	(10,000,000)	-	(10,000,000)	(10,000,000)	-	(10,000,000)	218,672,243	-	218,672,243			
	0758000 Cabinet Affairs Services	228,672,243	-	228,672,243	(10,000,000)	-	(10,000,000)	(10,000,000)	-	(10,000,000)	218,672,243	-	218,672,243			
1017	State House	4,307,531,658	-	4,307,531,658	3,659,488,392	400,000,000	4,059,488,392	3,659,488,392	400,000,000	4,059,488,392	7,967,020,050	400,000,000	8,367,020,050			
	0704000 State House Affairs	4,307,531,658	-	4,307,531,658	3,659,488,392	400,000,000	4,059,488,392	3,659,488,392	400,000,000	4,059,488,392	7,967,020,050	400,000,000	8,367,020,050			
	State Department for Correctional Services	34,229,656,068	40,000,000	34,229,656,068	1,362,240,545	70,000,000	1,432,240,545	1,362,240,545	70,000,000	1,432,240,545	35,751,996,613	110,000,000	35,861,996,613			
1023	0623000 General Administration, Planning and Support Services	508,620,654	-	508,620,654	30,000,000	-	30,000,000	30,000,000	-	30,000,000	538,620,654	-	538,620,654			
	0627000 Prison Services	31,766,115,500	-	31,766,115,500	1,084,245,442	70,000,000	1,154,245,442	1,084,245,442	70,000,000	1,154,245,442	32,850,360,942	70,000,000	32,920,360,942			
	0628000 Probation & After Care Services	2,114,919,914	40,000,000	2,154,919,914	248,095,103	-	248,095,103	248,095,103	-	248,095,103	2,363,015,017	40,000,000	2,403,015,017			
	State Department for Immigration and Citizen Services	9,874,250,744	4,396,200,000	14,270,450,744	3,147,363,469	2,703,158,000	5,850,521,469	3,147,363,469	2,703,158,000	5,850,521,469	13,021,614,213	7,099,358,000	20,120,972,213			
1024	0605000 Migration & Citizen Services Management	4,247,322,380	2,305,000,000	6,552,322,380	2,806,370,136	2,703,158,000	5,509,528,136	2,806,370,136	2,703,158,000	5,509,528,136	7,053,692,516	5,208,158,000	12,261,850,516			

FIRST SCHEDULE: SUPPLEMENTARY ESTIMATES II FOR FY 2022/25

VOTE CODE	VOTE & PROGRAMME	REVISED BUDGET I FOR FY 2022/25			SUPPLEMENTARY II BUDGET ESTIMATES FOR FY 2022/25			REVISED II BUDGET ESTIMATES FOR FY 2022/25		
		GROSS CURRENT ESTIMATES	GROSS CAPITAL ESTIMATES	GROSS TOTAL ESTIMATES	GROSS CURRENT ESTIMATES	GROSS CAPITAL ESTIMATES (Change)	GROSS TOTAL ESTIMATES	GROSS CURRENT ESTIMATES (Approved by National Assembly)	GROSS CAPITAL ESTIMATES	GROSS TOTAL ESTIMATES
1025	0626000 Population Management Services	4,620,185,880	1,821,200,000	6,441,385,880	215,993,333	-	215,993,333	4,836,179,213	1,821,200,000	6,657,379,213
	0631000 General Administration and Planning	1,006,742,484	70,000,000	1,076,742,484	125,000,000	-	125,000,000	1,131,742,484	70,000,000	1,201,742,484
1025	National Police Service	108,642,444,423	35,000,000	108,677,444,423	6,201,828,896	550,000,000	6,751,828,896	114,844,273,319	585,000,000	115,429,273,319
	0601000 Policing Services	108,642,444,423	35,000,000	108,677,444,423	6,201,828,896	550,000,000	6,751,828,896	114,844,273,319	585,000,000	115,429,273,319
1026	State Department for Internal Security & National Administration	27,025,124,955	360,200,000	28,185,324,955	6,708,402,124	2,510,000,000	9,218,402,124	34,292,827,079	2,870,200,000	37,463,027,079
	0629000 General Administration and Support Services	8,329,806,296	-	8,329,806,296	6,283,160,000	2,525,000,000	8,808,160,000	14,612,966,296	2,525,000,000	17,137,966,296
	0630000 Policy Coordination Services	1,343,357,100	-	1,343,357,100	95,100,000	-	95,100,000	1,438,457,100	-	1,438,457,100
	0632000 National Government Field Administration Services	18,151,971,459	360,200,000	18,512,171,459	390,142,124	(15,000,000)	375,142,124	18,542,113,583	345,200,000	18,887,313,583
1032	State Department for Devolution	1,442,919,920	2,653,000,000	4,095,919,920	28,000,000	(1,087,250,000)	(1,059,250,000)	1,470,919,920	1,565,750,000	3,036,669,920
	0712000 Devolution Services	1,442,919,920	2,653,000,000	4,095,919,920	28,000,000	(1,087,250,000)	(1,059,250,000)	1,470,919,920	1,565,750,000	3,036,669,920
1036	State Department for ASALs and Regional Development	4,005,686,511	3,927,520,516	8,733,217,027	5,297,015,000	689,264,212	5,986,279,212	10,102,701,511	4,616,794,728	14,719,496,239
	0733000 Accelerated ASAL Development	2,809,321,686	1,814,310,516	4,623,632,202	4,534,700,000	2,294,728	4,536,994,728	7,344,071,686	1,816,605,244	9,160,626,930
	0743000 General Administration, Planning and Support Services	414,070,970	2,113,220,000	414,070,970	7,715,000	-	7,715,000	421,785,970	-	421,785,970
	1013000 Integrated Regional Development	1,382,293,855	-	1,382,293,855	3,695,513,855	686,960,484	1,441,569,484	2,336,893,855	2,800,189,484	5,137,083,339
1041	Ministry of Defence	171,418,061,238	1,534,000,000	172,952,061,238	4,753,226,106	2,000,000,000	6,753,226,106	176,171,289,644	3,534,000,000	179,705,289,644
	0801000 Defence	168,281,800,000	1,534,000,000	169,815,800,000	4,523,326,106	2,000,000,000	6,523,326,106	172,805,126,106	3,534,000,000	176,339,126,106
	0802000 Civil Aid	350,000,000	-	350,000,000	-	-	-	350,000,000	-	350,000,000
	0803000 General Administration, Planning and Support Services	2,473,761,938	-	2,473,761,938	230,000,000	-	230,000,000	2,703,761,938	-	2,703,761,938
	0805000 National Space Management	312,500,000	-	312,500,000	-	-	-	312,500,000	-	312,500,000
1043	State Department for Foreign Affairs	20,013,151,248	-	20,013,151,248	1,085,944,659	-	1,085,944,659	21,069,096,007	-	21,069,096,007
	0714000 General Administration Planning and Support Services	2,557,330,271	-	2,557,330,271	866,825,359	-	866,825,359	3,424,155,630	-	3,424,155,630
	0715000 Foreign Relation and Diplomacy	17,263,986,578	-	17,263,986,578	189,119,300	-	189,119,300	17,453,105,878	-	17,453,105,878
	0741000 Economic and Commercial Diplomacy	47,931,976	-	47,931,976	-	-	-	47,931,976	-	47,931,976
	0742000 Foreign Policy Research, Capacity Development and Technical Cooperation	143,902,523	-	143,902,523	-	-	-	143,902,523	-	143,902,523
1044	State Department for Diaspora Affairs	637,826,702	-	637,826,702	(41,300,037)	-	(41,300,037)	633,696,665	-	633,696,665
	0732000 Management of Diaspora and Consular Affairs	637,826,702	-	637,826,702	(41,300,037)	-	(41,300,037)	633,696,665	-	633,696,665
1064	State Department for Technical Vocational Education and Training	23,096,786,255	5,111,600,000	28,208,386,255	8,105,299,107	(890,000,000)	7,215,299,107	31,202,085,262	4,221,600,000	35,423,685,262
	0505000 Technical Vocational Education and Training	22,625,271,697	5,111,600,000	27,737,271,697	7,656,984,951	(890,000,000)	6,766,984,951	30,282,696,648	4,221,600,000	34,504,296,648
	0507000 Youth Training and Development	57,597,645	-	57,597,645	-	-	-	57,597,645	-	57,597,645

VOTE CODE	VOTE & PROGRAMME	FIRST SCHEDULE: SUPPLEMENTARY ESTIMATES II FOR FY 2024/25						REVISD BUDGET I FOR FY 2024/25			SUPPLEMENTARY II BUDGET ESTIMATES FOR FY 2024/25			REVISED II BUDGET ESTIMATES FOR FY 2024/25			
		REVISD BUDGET I FOR FY 2024/25		GROSS TOTAL		GROSS CURRENT		GROSS CAPITAL		GROSS TOTAL		GROSS CURRENT		GROSS CAPITAL		GROSS TOTAL	
		ESTIMATES	ESTIMATES	ESTIMATES	ESTIMATES	ESTIMATES	ESTIMATES	ESTIMATES	ESTIMATES	ESTIMATES	ESTIMATES	ESTIMATES	ESTIMATES	ESTIMATES	ESTIMATES	ESTIMATES	ESTIMATES
1065	0508000 General Administration, Planning and Support Services	-	413,476,913	-	413,476,913	448,314,156	-	-	448,314,156	-	-	861,791,069	-	-	861,791,069	-	-
	State Department for Higher Education and Research	119,242,899,167	1,220,000,000	120,462,899,167	1,220,000,000	16,249,541,167	(532,203,600)	(532,203,600)	15,717,337,567	135,995,440,334	687,796,400	136,100,236,734	687,796,400	135,162,388,792	687,796,400	135,162,388,792	687,796,400
	0504000 University Education	118,375,951,225	1,220,000,000	119,595,951,225	1,220,000,000	16,098,541,167	(532,203,600)	(532,203,600)	15,566,337,567	134,474,492,392	687,796,400	135,162,388,792	687,796,400	134,474,492,392	687,796,400	134,474,492,392	687,796,400
	0506000 Research, Science, Technology and Innovation	635,046,490	-	635,046,490	-	19,441,750	-	-	19,441,750	654,488,240	-	654,488,240	-	-	654,488,240	-	-
	0508000 General Administration, Planning and Support Services	231,901,452	-	231,901,452	-	131,558,250	-	-	131,558,250	363,459,702	-	363,459,702	-	-	363,459,702	-	-
1066	State Department for Bank Education	116,847,025,768	14,361,000,000	131,208,025,768	14,361,000,000	1,230,000,000	6,421,000,000	6,421,000,000	7,651,000,000	118,077,025,768	20,782,000,000	138,859,025,768	20,782,000,000	118,077,025,768	20,782,000,000	138,859,025,768	20,782,000,000
	0501000 Primary Education	14,449,236,859	11,986,000,000	26,435,236,859	11,986,000,000	(3,698,305)	5,711,000,000	5,711,000,000	5,707,301,695	14,445,538,554	17,097,000,000	32,142,538,554	17,097,000,000	32,142,538,554	17,097,000,000	32,142,538,554	17,097,000,000
	0502000 Secondary Education	91,534,182,740	3,375,000,000	94,909,182,740	3,375,000,000	(5,146,116,272)	710,000,000	710,000,000	(4,436,116,272)	86,388,066,468	3,085,000,000	89,473,066,468	3,085,000,000	86,388,066,468	3,085,000,000	89,473,066,468	3,085,000,000
	0503000 Quality Assurance and Standards	6,254,729,739	-	6,254,729,739	-	6,129,814,577	-	-	6,129,814,577	12,384,544,316	-	12,384,544,316	-	-	12,384,544,316	-	-
	0508000 General Administration, Planning and Support Services	4,608,876,430	-	4,608,876,430	-	250,000,000	-	-	250,000,000	4,858,876,430	-	4,858,876,430	-	-	4,858,876,430	-	-
1071	The National Treasury	66,721,428,408	52,504,355,380	119,225,783,788	52,504,355,380	11,633,610,267	(13,465,640,808)	(13,465,640,808)	(1,832,030,541)	78,355,038,675	39,038,714,572	117,393,753,247	39,038,714,572	78,355,038,675	39,038,714,572	117,393,753,247	39,038,714,572
	0717000 General Administration Planning and Support Services	52,187,647,001	6,532,499,380	58,720,146,381	6,532,499,380	12,527,740,146	7,093,323,098	7,093,323,098	19,621,063,244	64,715,387,147	13,645,822,478	78,361,209,625	13,645,822,478	64,715,387,147	13,645,822,478	78,361,209,625	13,645,822,478
	0718000 Public Financial Management	12,537,489,240	36,964,682,000	49,502,171,240	36,964,682,000	(1,153,615,489)	(16,649,343,463)	(16,649,343,463)	(17,802,958,952)	11,383,873,751	20,315,338,537	31,699,212,288	20,315,338,537	11,383,873,751	20,315,338,537	31,699,212,288	20,315,338,537
	0719000 Economic and Financial Policy Formulation and Management	1,487,787,777	8,987,174,000	10,474,961,777	8,987,174,000	150,000,000	(3,909,620,443)	(3,909,620,443)	(3,759,620,443)	1,637,787,777	5,077,553,557	6,715,341,334	5,077,553,557	1,637,787,777	5,077,553,557	6,715,341,334	5,077,553,557
	0720000 Market Competition	508,504,390	-	508,504,390	-	109,485,610	-	-	109,485,610	617,990,000	-	617,990,000	-	-	617,990,000	-	-
1072	State Department for Economic Planning	3,246,548,155	68,623,687,681	71,870,235,836	68,623,687,681	386,308,648	2,206,404,000	2,206,404,000	2,592,612,648	3,632,756,803	70,830,091,681	74,462,848,484	3,632,756,803	70,830,091,681	3,632,756,803	74,462,848,484	3,632,756,803
	0710000 Public Services Transformation	2,009,000	-	2,009,000	-	(2,000,000)	-	-	(2,000,000)	-	-	-	-	-	-	-	-
	0711000 Monitoring and Evaluation Services	494,457,000	6,000,000	500,457,000	6,000,000	(1,200,000)	-	-	(1,200,000)	493,257,000	6,000,000	499,257,000	6,000,000	493,257,000	6,000,000	499,257,000	6,000,000
	0706000 Economic Policy and National Planning	1,673,251,323	68,328,167,681	70,001,419,004	68,328,167,681	364,200,000	-	-	364,200,000	2,037,451,323	68,328,167,681	70,365,619,004	68,328,167,681	2,037,451,323	68,328,167,681	70,365,619,004	68,328,167,681
	0707000 National Statistical Information Services	867,848,000	289,520,000	1,157,368,000	289,520,000	-	2,206,404,000	2,206,404,000	-	867,848,000	2,495,924,000	3,363,772,000	2,495,924,000	867,848,000	2,495,924,000	3,363,772,000	2,495,924,000
1082	0709000 General Administration Planning and Support Services	208,991,832	-	208,991,832	-	25,208,648	-	-	25,208,648	234,200,480	-	234,200,480	-	-	234,200,480	-	-
	State Department for Medical Services	64,242,250,155	27,739,033,334	91,981,283,489	27,739,033,334	12,276,568,100	(691,140,986)	(691,140,986)	11,585,427,114	76,518,918,255	27,047,892,428	103,566,810,683	76,518,918,255	27,047,892,428	103,566,810,683	27,047,892,428	76,518,918,255
	0402000 National Referral & Specialized Services	44,994,624,110	10,505,166,667	55,499,790,777	10,505,166,667	6,371,068,100	(4,373,234,767)	(4,373,234,767)	1,995,833,333	51,365,692,210	6,129,931,900	57,495,624,110	51,365,692,210	6,129,931,900	57,495,624,110	6,129,931,900	57,495,624,110
	0410000 Curative & Reproductive Maternal New Born Child Adolescent Health RMNCAH	1,572,964,945	14,904,866,667	16,477,831,612	14,904,866,667	150,000,000	3,854,093,861	3,854,093,861	4,004,093,861	1,722,964,945	18,758,960,528	20,481,925,473	1,722,964,945	18,758,960,528	20,481,925,473	1,722,964,945	18,758,960,528
	0411000 Health Research and Innovations	3,125,450,000	280,000,000	3,405,450,000	280,000,000	-	(170,000,000)	(170,000,000)	(170,000,000)	3,125,450,000	110,000,000	3,235,450,000	110,000,000	3,125,450,000	110,000,000	3,235,450,000	110,000,000
1083	0412000 General Administration	14,549,311,100	2,049,000,000	16,598,311,100	2,049,000,000	5,755,500,000	-	-	5,755,500,000	20,304,811,100	2,049,000,000	22,353,811,100	2,049,000,000	20,304,811,100	2,049,000,000	22,353,811,100	2,049,000,000
	State Department for Public Health and Professional Standards	22,585,922,035	4,289,000,000	26,874,922,035	4,289,000,000	4,964,870,855	670,308,317	670,308,317	5,635,179,172	27,550,792,890	4,959,308,317	32,510,101,207	27,550,792,890	4,959,308,317	32,510,101,207	4,959,308,317	27,550,792,890
	0406000 Preventive and Promotive Health Services	4,844,157,783	3,838,000,000	8,682,157,783	3,838,000,000	920,390,000	483,058,317	483,058,317	1,403,448,317	5,764,547,783	4,321,058,317	10,085,606,100	4,321,058,317	5,764,547,783	4,321,058,317	10,085,606,100	4,321,058,317
	0407000 Health resources development and Innovation	13,164,709,304	451,000,000	13,615,709,304	451,000,000	1,949,905,855	137,250,000	137,250,000	2,087,155,855	15,114,615,159	588,250,000	15,702,865,159	588,250,000	15,114,615,159	588,250,000	15,702,865,159	588,250,000
	0408000 Health Policy, Standards and Regulations	3,980,834,197	-	3,980,834,197	-	253,075,000	50,000,000	50,000,000	303,075,000	4,233,909,197	50,000,000	4,283,909,197	50,000,000	4,233,909,197	50,000,000	4,283,909,197	50,000,000



VOTE CODE	VOTE & PROGRAMME	REVISSED BUDGET I FOR FY 2024/25				SUPPLEMENTARY II BUDGET ESTIMATES FOR FY 2024/25 (Change)				REVISED II BUDGET ESTIMATES FOR FY 2024/25 (Approved by National Assembly)			
		GROSS CURRENT ESTIMATES	GROSS CAPITAL ESTIMATES	GROSS TOTAL ESTIMATES		GROSS CURRENT ESTIMATES	GROSS CAPITAL ESTIMATES	GROSS TOTAL ESTIMATES		GROSS CURRENT ESTIMATES	GROSS CAPITAL ESTIMATES	GROSS TOTAL ESTIMATES	
1112	State Department for Lands and Physical Planning	4,135,650,000	2,379,000,000	6,514,650,000	404,000,000	1,770,000,000	2,174,000,000		4,539,650,000	4,149,000,000	8,688,650,000		
	01010000 Land Policy and Planning	2,929,294,714	2,214,000,000	5,143,294,714	210,183,139	1,339,500,000	1,449,683,139		3,139,477,853	3,353,500,000	6,492,977,853		
	01210000 Land Information Management	-	165,000,000	165,000,000	-	630,500,000	630,500,000		-	795,500,000	795,500,000		
1122	01220000 General Administration, Planning and Support Services	1,206,355,286	-	1,206,355,286	193,816,861	-	193,816,861		1,400,172,147	-	1,400,172,147		
	State Department for Information Communication Technology & Digital Economy	3,508,254,349	16,489,700,000	19,997,954,349	(688,100,000)	(7,252,000,000)	(7,940,100,000)		2,820,154,349	9,237,700,000	12,057,854,349		
	02070000 General Administration Planning and Support Services	269,555,506	-	269,555,506	29,750,000	-	29,750,000		299,305,506	-	299,305,506		
1123	02100000 ICT Infrastructure Development	701,581,349	15,431,920,000	16,133,501,349	67,850,000	(6,752,000,000)	(6,684,150,000)		769,431,349	8,679,920,000	9,449,351,349		
	02170000 E-Government Services	2,537,117,494	1,057,780,000	3,594,897,494	(785,700,000)	(500,000,000)	(1,285,700,000)		1,751,417,494	557,780,000	2,309,197,494		
	State Department for Broadcasting & Telecommunications	5,707,839,032	-	5,707,839,032	911,599,029	-	911,599,029		6,619,438,061	-	6,619,438,061		
1132	02070000 General Administration Planning and Support Services	210,019,273	-	210,019,273	11,906,917	-	11,906,917		221,926,190	-	221,926,190		
	02080000 Information and Communication Services	5,281,613,008	-	5,281,613,008	827,692,112	-	827,692,112		6,109,305,120	-	6,109,305,120		
	02090000 Mass Media Skills Development	216,206,751	-	216,206,751	72,000,000	-	72,000,000		288,206,751	-	288,206,751		
1134	State Department for Sports	1,091,510,286	16,464,000,000	17,555,510,286	251,600,000	-	251,600,000		1,343,110,286	16,464,000,000	17,807,110,286		
	09010000 Sports	1,091,510,286	16,464,000,000	17,555,510,286	251,600,000	-	251,600,000		1,343,110,286	16,464,000,000	17,807,110,286		
	State Department for Culture and Heritage	2,757,265,284	70,000,000	2,827,265,284	478,053,260	-	478,053,260		3,325,318,544	70,000,000	3,395,318,544		
1135	09020000 Culture / Heritage	1,740,641,571	60,000,000	1,800,641,571	393,295,500	-	393,295,500		2,133,937,071	60,000,000	2,193,937,071		
	09030000 The Arts	298,586,197	-	298,586,197	33,700,000	-	33,700,000		332,286,197	-	332,286,197		
	09040000 Library Services	446,085,173	10,000,000	456,085,173	52,437,760	-	52,437,760		498,522,933	10,000,000	508,522,933		
1152	09050000 General Administration, Planning and Support Services	146,293,384	-	146,293,384	(1,380,000)	-	(1,380,000)		144,913,384	-	144,913,384		
	09160000 Public Records Management	125,658,959	-	125,658,959	-	-	-		125,658,959	-	125,658,959		
	State Department for Youth Affairs and the Creative Economy	1,903,155,341	1,535,069,490	3,438,224,831	326,556,224	(201,710,000)	1,234,546,224		2,239,413,565	1,333,359,490	3,562,773,055		
1153	02210000 Film Development Services	557,904,908	10,000,000	567,904,908	181,558,224	-	181,558,224		739,463,132	10,000,000	749,463,132		
	07110000 Youth Engagement Services	336,922,250	-	336,922,250	50,000,000	500,000,000	550,000,000		386,922,250	500,000,000	886,922,250		
	07480000 Youth Development Services	750,816,238	1,525,069,490	2,275,885,728	81,105,914	(701,710,000)	(620,604,086)		831,922,152	823,359,490	1,655,281,642		
1154	07490000 General Administration, Planning and Support Services	257,511,945	-	257,511,945	13,594,086	-	13,594,086		271,106,031	-	271,106,031		
	State Department for Energy	9,882,118,087	44,177,480,497	54,059,598,584	72,800,000	(6,969,527,491)	(6,206,727,491)		9,954,918,087	37,207,953,006	47,162,871,093		
	02110000 General Administration Planning and Support Services	373,833,467	180,000,000	553,833,467	(11,000,000)	30,000,000	19,000,000		362,833,467	210,000,000	572,833,467		
1155	02120000 Power Generation	2,028,789,903	12,972,750,000	15,001,539,903	87,800,000	(2,878,718,648)	(2,790,918,648)		2,116,589,903	10,094,031,352	12,210,621,255		
	02130000 Power Transmission and Distribution	7,413,670,987	29,063,730,497	36,477,401,484	-	(3,170,808,843)	(3,170,808,843)		7,413,670,987	25,892,921,654	33,306,592,641		



VOTE CODE	VOTE & PROGRAMME	FIRST SCHEDULE: SUPPLEMENTARY ESTIMATES II FOR FY 2024/25										
		REVISED BUDGET I FOR FY 2024/25		SUPPLEMENTARY II BUDGET ESTIMATES FOR FY 2024/25		REVISED II BUDGET ESTIMATES FOR FY 2024/25		SUPPLEMENTARY II BUDGET ESTIMATES FOR FY 2024/25		REVISED II BUDGET ESTIMATES FOR FY 2024/25		
		GROSS CURRENT ESTIMATES	GROSS CAPITAL ESTIMATES	GROSS TOTAL ESTIMATES	GROSS CURRENT ESTIMATES	GROSS CAPITAL ESTIMATES	GROSS TOTAL ESTIMATES	GROSS CURRENT ESTIMATES	GROSS CAPITAL ESTIMATES	GROSS TOTAL ESTIMATES	GROSS CURRENT ESTIMATES	GROSS CAPITAL ESTIMATES
1177	0322000 Investment Development and Promotion	1,165,686,422	1,200,000,000	2,365,686,422	611,370,000	(255,420,000)	355,950,000	1,777,056,422	944,580,000	2,721,636,422		
	State Department for Labour and Skills Development	4,268,536,768	100,000,000	4,368,536,768	291,001,127	538,210,000	829,211,127	4,559,537,895	638,210,000	5,197,747,895		
1184	0910000 General Administration Planning and Support Services	494,449,069	-	494,449,069	33,854,693	-	33,854,693	528,303,762	-	528,303,762		
	0906000 Labour, Employment and Safety Services	1,144,531,327	-	1,144,531,327	247,582,994	51,440,000	299,022,994	1,392,114,321	51,440,000	1,443,554,321		
	0907000 Manpower Development, Industrial Skills & Productivity Management	2,629,556,372	100,000,000	2,729,556,372	9,563,440	486,776,000	496,339,440	2,639,119,812	586,770,000	3,225,889,812		
	State Department for Social Protection and Senior Citizen Affairs	33,261,432,733	1,907,621,000	35,169,053,733	362,500,000	(100,000,000)	162,500,000	33,623,932,733	1,807,621,000	35,431,553,733		
1185	0908000 Social Development and Children Services	4,665,194,345	-	4,665,194,345	211,791,000	-	211,791,000	4,876,985,345	-	4,876,985,345		
	0909000 National Social Safety Net	28,370,618,763	1,907,621,000	30,278,239,763	40,209,000	(100,000,000)	(59,791,000)	28,410,827,763	1,807,621,000	30,218,448,763		
	0914000 General Administration, Planning and Support Services	225,619,625	-	225,619,625	10,500,000	-	10,500,000	236,119,625	-	236,119,625		
	State Department for Mining	994,870,257	-	994,870,257	434,200,000	160,000,000	594,200,000	1,429,070,257	160,000,000	1,589,070,257		
1192	1007000 General Administration Planning and Support Services	396,323,891	-	396,323,891	100,000,000	-	100,000,000	496,323,891	-	496,323,891		
	1009000 Mineral Resources Management	307,624,004	-	307,624,004	285,000,000	56,000,000	341,000,000	592,624,004	56,000,000	648,624,004		
	1021000 Geological Survey and Geoinformation Management	290,922,362	-	290,922,362	49,200,000	104,000,000	153,200,000	340,122,362	104,000,000	444,122,362		
1193	State Department for Petroleum	27,219,209,736	3,500,000,000	30,819,209,736	19,349,090	-	19,349,090	27,338,558,826	3,500,000,000	30,838,558,826		
	0215000 Exploration and Distribution of Oil and Gas	27,319,209,736	3,500,000,000	30,819,209,736	19,349,090	-	19,349,090	27,338,558,826	3,500,000,000	30,838,558,826		
	State Department for Tourism	9,845,614,503	470,000,000	10,315,614,503	3,785,787,999	400,000,000	4,185,787,999	13,601,402,502	870,000,000	14,471,402,502		
1202	0313000 Tourism Promotion and Marketing	536,260,000	30,000,000	566,260,000	216,250,000	-	216,250,000	752,510,000	30,000,000	782,510,000		
	0314000 Tourism Product Development and Diversification	9,051,115,748	440,000,000	9,491,115,748	3,517,858,192	400,000,000	3,917,858,192	12,568,973,940	840,000,000	13,408,973,940		
	0315000 General Administration, Planning and Support Services	258,238,755	-	258,238,755	21,679,807	-	21,679,807	279,918,562	-	279,918,562		
1203	State Department for Wildlife	12,054,075,372	360,000,000	12,414,075,372	(3,700,000)	650,000,000	646,300,000	12,050,375,372	1,010,000,000	13,060,375,372		
	1019000 Wildlife Conservation and Management	12,054,075,372	360,000,000	12,414,075,372	(3,700,000)	650,000,000	646,300,000	12,050,375,372	1,010,000,000	13,060,375,372		
	State Department for Gender and Affirmative Action	1,998,788,643	3,584,850,000	5,583,638,643	(16,200,000)	(558,950,596)	(575,150,596)	1,982,588,643	3,025,899,404	5,008,488,047		
1212	0911000 Community Development	983,400,000	3,208,980,000	4,192,380,000	-	(520,000,000)	(520,000,000)	983,400,000	2,688,980,000	3,672,380,000		
	0912000 Gender Empowerment	793,906,251	375,870,000	1,169,776,251	(13,000,000)	(38,950,596)	(51,950,596)	780,906,251	336,919,404	1,117,825,655		
	0913000 General Administration, Planning and Support Services	221,482,292	-	221,482,292	(3,200,000)	-	(3,200,000)	218,282,292	-	218,282,292		
	State Department for Public Service	18,658,486,786	363,945,784	19,022,432,570	559,426,510	280,000,000	839,426,510	19,217,913,296	643,945,784	19,861,859,080		
1213	0710000 Public Service Transformation	8,001,783,795	303,945,784	8,365,729,579	259,383,295	280,000,000	539,383,295	8,261,167,090	643,945,784	8,905,112,874		
	0709000 General Administration Planning and Support Services	366,213,961	-	366,213,961	79,143,215	-	79,143,215	445,357,176	-	445,357,176		

FIRST SCHEDULE: SUPPLEMENTARY ESTIMATES II FOR FY 2024/25

VOTE CODE	VOTE & PROGRAMME	REVISED BUDGET I FOR FY 2024/25			SUPPLEMENTARY II BUDGET ESTIMATES FOR FY 2024/25			REVISED II BUDGET ESTIMATES FOR FY 2024/25		
		GROSS CURRENT ESTIMATES	GROSS CAPITAL ESTIMATES	GROSS TOTAL ESTIMATES	GROSS CURRENT ESTIMATES	GROSS CAPITAL ESTIMATES (Changes)	GROSS TOTAL ESTIMATES	GROSS CURRENT ESTIMATES	GROSS CAPITAL ESTIMATES	GROSS TOTAL ESTIMATES (Approved by National Assembly)
	0727000 National Youth Service	10,290,489,030	-	10,290,489,030	220,000,000	-	220,000,000	10,511,389,030	-	10,511,389,030
1231	State Department for East African Community	572,743,428	-	572,743,428	278,970,000	-	278,970,000	851,713,428	-	851,713,428
	0105000 East African Affairs and Regional Integration	572,743,428	-	572,743,428	278,970,000	-	278,970,000	851,713,428	-	851,713,428
	The State Law Office	5,272,000,268	157,000,000	5,429,000,268	165,952,560	-	165,952,560	5,437,956,268	157,000,000	5,594,956,268
1252	0606000 Legal Services	2,970,878,176	-	2,970,878,176	(27,983,991)	-	(27,983,991)	2,942,894,185	-	2,942,894,185
	0607000 Governance, Legal Training and Constitutional Affairs	1,458,107,106	35,000,000	1,493,107,106	220,995,900	-	220,995,900	1,679,103,006	35,000,000	1,714,103,006
	0609000 General Administration, Planning and Support Services	843,018,086	122,000,000	965,018,086	(27,058,949)	-	(27,058,949)	815,959,137	122,000,000	937,959,137
1271	Ethics and Anti-Corruption Commission	411,620,000	30,000,000	441,620,000	35,800,000	24,700,000	60,500,000	4140,430,000	54,700,000	4,204,130,000
	0611000 Ethics and Anti-Corruption	411,620,000	30,000,000	441,620,000	35,800,000	24,700,000	60,500,000	4,149,430,000	54,700,000	4,204,130,000
1291	National Intelligence Service	46,351,000,000	-	46,351,000,000	9,300,000,000	-	9,300,000,000	55,651,000,000	-	55,651,000,000
	0804000 National Security Intelligence	46,351,000,000	-	46,351,000,000	9,300,000,000	-	9,300,000,000	55,651,000,000	-	55,651,000,000
1291	Office of the Director of Public Prosecutions	3,950,020,000	26,000,000	3,986,020,000	215,400,000	20,000,000	235,400,000	4,174,420,000	46,000,000	4,220,420,000
	0612000 Public Prosecution Services	3,950,020,000	26,000,000	3,986,020,000	215,400,000	20,000,000	235,400,000	4,174,420,000	46,000,000	4,220,420,000
1311	Office of the Registrar of Political Parties	1,927,814,682	-	1,927,814,682	(204,000,000)	-	(204,000,000)	1,723,814,682	-	1,723,814,682
	0614000 Registration, Regulation and Funding of Political Parties	1,927,814,682	-	1,927,814,682	(204,000,000)	-	(204,000,000)	1,723,814,682	-	1,723,814,682
1331	Witness Protection Agency	697,134,000	-	697,134,000	26,000,000	-	26,000,000	723,134,000	-	723,134,000
	0615000 Witness Protection	697,134,000	-	697,134,000	26,000,000	-	26,000,000	723,134,000	-	723,134,000
1331	State Department for Environment & Climate Change	3,153,540,214	1,207,796,186	4,361,336,400	182,000,000	437,000,000	619,000,000	3,338,540,214	1,744,796,186	5,083,336,400
	1002000 Environment Management and Protection	1,508,205,940	1,137,796,186	2,646,002,126	213,000,000	437,000,000	650,000,000	1,721,205,940	1,574,796,186	3,296,002,126
	1010000 General Administration, Planning and Support Services	553,063,797	-	553,063,797	(31,000,000)	-	(31,000,000)	522,063,797	-	522,063,797
	1012000 Meteorological Services	1,092,270,477	150,000,000	1,242,270,477	-	-	-	1,092,270,477	150,000,000	1,242,270,477
	1018000 Forests Development, Management and Conservation	-	20,000,000	20,000,000	-	-	-	-	20,000,000	20,000,000
1332	State Department for Forestry	9,031,680,111	3,048,000,000	12,079,680,111	169,200,000	(472,000,000)	(302,800,000)	9,200,880,111	2,576,000,000	11,776,880,111
	1018000 Forests Development, Management and Conservation	8,894,529,658	3,048,000,000	11,942,529,658	143,200,000	(472,000,000)	(328,790,000)	9,037,829,658	2,576,000,000	11,613,829,658
	1024000 Agriculture and Commercial Forestry Development	8,515,232	-	8,515,232	-	-	-	8,515,232	-	8,515,232
	1025000 General Administration, Planning and Support Services	128,635,221	-	128,635,221	25,900,000	-	25,900,000	154,535,221	-	154,535,221
2011	Keya's National Commission on Human Rights	478,039,387	-	478,039,387	5,000,000	-	5,000,000	483,039,387	-	483,039,387
	0616000 Protection and Promotion of Human Rights	478,039,387	-	478,039,387	5,000,000	-	5,000,000	483,039,387	-	483,039,387
2011	National Land Commission	1,782,188,898	-	1,782,188,898	176,000,000	-	176,000,000	1,958,188,898	-	1,958,188,898

VOTE CODE	FIRST SCHEDULE: SUPPLEMENTARY ESTIMATES II FOR FY 2024/25											
	REVISED BUDGET I FOR FY 2024/25				SUPPLEMENTARY II BUDGET ESTIMATES FOR FY 2024/25 (Changes)				REVISED II BUDGET ESTIMATES FOR FY 2024/25 (Approved by National Assembly)			
	GROSS CURRENT ESTIMATES	GROSS CAPITAL ESTIMATES	GROSS TOTAL ESTIMATES		GROSS CURRENT ESTIMATES	GROSS CAPITAL ESTIMATES	GROSS TOTAL ESTIMATES		GROSS CURRENT ESTIMATES	GROSS CAPITAL ESTIMATES	GROSS TOTAL ESTIMATES	
0119000	1,792,188,898	-	1,792,188,898	176,000,000	-	176,000,000		1,958,188,898	-	1,958,188,898		
2031	3,817,732,834	-	3,817,732,834	(120,000,000)	-	(120,000,000)		3,697,732,834	-	3,697,732,834		
0617000	3,781,686,102	-	3,781,686,102	(120,000,000)	-	(120,000,000)		3,661,686,102	-	3,661,686,102		
0618000	36,846,732	-	36,846,732	-	-	-		36,846,732	-	36,846,732		
2061	364,348,789	-	364,348,789	(6,276,461)	-	(6,276,461)		358,072,328	-	358,072,328		
0737000	364,348,789	-	364,348,789	(6,276,461)	-	(6,276,461)		358,072,328	-	358,072,328		
Public Service Commission	3,476,510,559	-	3,476,510,559	92,342,795	-	92,342,795		3,568,853,354	-	3,568,853,354		
0725000	801,120,272	-	801,120,272	139,347,795	-	139,347,795		940,468,067	-	940,468,067		
0726000	2,442,969,276	-	2,442,969,276	(72,300,000)	-	(72,300,000)		2,370,669,276	-	2,370,669,276		
0727000	148,978,439	-	148,978,439	17,200,000	-	17,200,000		166,178,439	-	166,178,439		
0744000	48,752,851	-	48,752,851	8,300,000	-	8,300,000		57,052,851	-	57,052,851		
0750000	34,689,721	-	34,689,721	(200,000)	-	(200,000)		34,489,721	-	34,489,721		
2081	452,736,206	-	452,736,206	101,174,396	-	101,174,396		553,910,602	-	553,910,602		
0728000	452,736,206	-	452,736,206	101,174,396	-	101,174,396		553,910,602	-	553,910,602		
Teachers Service Commission	347,492,589,260	395,329,000	347,887,918,260	17,927,697,360	439,383,436	18,367,080,796		365,230,286,220	834,712,436	366,064,998,656		
0599000	337,280,941,607	395,329,000	337,676,270,607	17,538,697,360	400,383,436	17,939,080,796		354,819,638,967	795,712,436	355,615,351,403		
0510000	1,104,431,830	-	1,104,431,830	100,000,000	-	100,000,000		1,204,431,830	-	1,204,431,830		
0511000	9,107,215,823	-	9,107,215,823	289,000,000	39,000,000	328,000,000		9,396,215,823	39,000,000	9,435,215,823		
2101	1,008,040,920	-	1,008,040,920	-	-	-		1,008,040,920	-	1,008,040,920		
0620000	1,008,040,920	-	1,008,040,920	0	-	-		1,008,040,920	-	1,008,040,920		
2111	8,024,899,030	79,000,000	8,103,899,030	149,764,800	235,200	150,000,000		8,174,663,830	79,235,200	8,253,899,030		
0729000	8,024,899,030	79,000,000	8,103,899,030	149,764,800	235,200	150,000,000		8,174,663,830	79,235,200	8,253,899,030		
2121	704,251,897	-	704,251,897	-	-	-		704,251,897	-	704,251,897		
0730000	704,251,897	-	704,251,897	-	-	-		704,251,897	-	704,251,897		
2131	636,521,142	-	636,521,142	3,300,000	-	3,300,000		639,821,142	-	639,821,142		
0731000	636,521,142	-	636,521,142	3,300,000	-	3,300,000		639,821,142	-	639,821,142		
2141	407,702,500	10,000,000	417,702,500	30,000,000	(10,000,000)	20,000,000		437,702,500	-	437,702,500		
0621000	407,702,500	10,000,000	417,702,500	30,000,000	(10,000,000)	20,000,000		437,702,500	-	437,702,500		
2141	1,088,640,481	-	1,088,640,481	20,000,000	-	20,000,000		1,108,640,481	-	1,108,640,481		

*Booss*

VOTE CODE	VOTE & PROGRAMME	REVISED BUDGET I FOR FY 2024/25			SUPPLEMENTARY II BUDGET ESTIMATES FOR FY 2024/25			REVISED II BUDGET ESTIMATES FOR FY 2024/25		
		GROSS CURRENT ESTIMATES	GROSS CAPITAL ESTIMATES	GROSS TOTAL ESTIMATES	GROSS CURRENT ESTIMATES	GROSS CAPITAL ESTIMATES	GROSS TOTAL ESTIMATES	GROSS CURRENT ESTIMATES	GROSS CAPITAL ESTIMATES	GROSS TOTAL ESTIMATES
0622000	Police Oversight Services	1,088,640,481	-	1,088,640,481	20,000,000	-	20,000,000	1,108,640,481	-	1,108,640,481
	Sub-Total: Executive	1,530,164,233,954	639,221,503,710	2,169,385,737,664	136,069,036,751	(34,020,105,333)	102,048,931,419	1,666,233,370,705	605,201,398,378	2,271,434,769,083
1261	The Judiciary	21,018,400,000	826,600,000	21,845,000,000	875,710,165	(55,000,000)	820,710,165	21,894,110,165	771,600,000	22,665,710,165
	Sub-Total: Judiciary	21,018,400,000	826,600,000	21,845,000,000	875,710,165	(55,000,000)	820,710,165	21,894,110,165	771,600,000	22,665,710,165
2051	Judicial Service Commission	660,115,164	-	660,115,164	98,980,000	-	98,980,000	759,095,164	-	759,095,164
	Sub-Total: Judicial Oversight	660,115,164	-	660,115,164	98,980,000	-	98,980,000	759,095,164	-	759,095,164
2041	Parliamentary Service Commission	1,287,266,307	-	1,287,266,307	89,000,000	-	89,000,000	1,376,266,307	-	1,376,266,307
	Sub-Total: Parliamentary Service Commission	1,287,266,307	-	1,287,266,307	89,000,000	-	89,000,000	1,376,266,307	-	1,376,266,307
2042	National Assembly	24,868,564,575	-	24,868,564,575	847,230,000	-	847,230,000	25,715,794,575	-	25,715,794,575
	Sub-Total: National Assembly	24,868,564,575	-	24,868,564,575	847,230,000	-	847,230,000	25,715,794,575	-	25,715,794,575
2043	Parliamentary Joint Services	6,187,282,408	1,118,109,114	7,305,391,522	216,000,000	200,000,000	416,000,000	6,403,392,408	1,318,109,114	7,721,491,522
	Sub-Total: Parliamentary Joint Services	6,187,282,408	1,118,109,114	7,305,391,522	216,000,000	200,000,000	416,000,000	6,403,392,408	1,318,109,114	7,721,491,522
2044	Senate	7,404,177,595	-	7,404,177,595	362,630,000	-	362,630,000	7,766,807,595	-	7,766,807,595
	Sub-Total: Senate	7,404,177,595	-	7,404,177,595	362,630,000	-	362,630,000	7,766,807,595	-	7,766,807,595
0769000	General Administration, Planning and Support Services	39,747,290,885	1,118,109,114	40,865,499,999	1,514,860,000	200,000,000	1,714,860,000	41,262,250,885	1,318,109,114	42,580,359,999
	Sub-Total: Parliament	39,747,290,885	1,118,109,114	40,865,499,999	1,514,860,000	200,000,000	1,714,860,000	41,262,250,885	1,318,109,114	42,580,359,999
	Grand Total	1,591,590,240,003	641,166,212,924	2,232,756,452,927	138,528,586,516	(33,875,105,333)	104,653,481,184	1,730,148,826,919	607,291,107,492	2,337,439,934,411

## Second Schedule: Committee Financial Recommendations

12/03/2025 15:52		SECOND SCHEDULE						
		LIAISON COMMITTEE FINANCIAL RECOMMENDATIONS						
Vote Code	Departmental Committee	VOTE/PROGRAMME CODES & TITLE	2024/2025 SUPPLEMENTARY No.2 ESTIMATES					Notes
			Recurrent		Development		Net Change	
			Reduction	Increase	Reduction	Increase		
1	ADMINISTRATION & INTERNAL AFFAIRS		(5,490,000,000)	6,189,300,000	(35,000,000)	495,000,000	1,159,300,000	
1011		Office of the President	-	305,000,000	-	-	305,000,000	
1011		0603000 Government Printing Services		35,000,000			35,000,000	Increase Ksh. 35 million (Recurrent) for Government Printer.
1011		0701000 General Administration Planning and Support Services		120,000,000			120,000,000	Increase Ksh. 20 million (Recurrent) for Multi-Agency Strategic Interventions to enhance operations. Increase Ksh. 80 million (Recurrent) for multi agency strategic interventions Increase Ksh. 20 million (Recurrent) for commisiions and tribunals
1011		0703000 Government Advisory Services					-	
1011		0770000 Leadership and Coordination of Government Services		150,000,000			150,000,000	Increase Ksh. 100 million (Recurrent) for National Lottery Fund. Increase Ksh. 50 million (Recurrent) for Kenya International Bounderies Office.
1012		Office of the Deputy President	-	-	-	-	-	
		0734000 Deputy President Services					-	
1013		Office of the Prime Cabinet Secretary	-	100,000,000	-	-	100,000,000	
1013		0755000 Government Coordination and Supervision		100,000,000			100,000,000	Increase Ksh. 100 million (Recurrent) for O&M
1014		State Department for Parliamentary Affairs	-	-	-	-	-	
1014		0759000 Parliamentary Liaison and Legislative Affairs					-	
1014		0760000 Policy Coordination and Strategy					-	
1014		0761000 General Administration, Planning and Support Services					-	
1015		State Department for Performance and Delivery Management	-	-	-	-	-	
1015		0762000 Public Service Performance Management and Delivery Services					-	
1015		0764000 General Administration, Planning and Support Services					-	

12/03/2025 15:52

## SECOND SCHEDULE

## LIAISON COMMITTEE FINANCIAL RECOMMENDATIONS

## 2024/2025 SUPPLEMENTARY No.2 ESTIMATES

Vote Code	Departmental Committee	VOTE/PROGRAMME CODES & TITLE	2024/2025 SUPPLEMENTARY No.2 ESTIMATES				Net Change	Notes
			Recurrent		Development			
			Reduction	Increase	Reduction	Increase		
1015		0772000 Service Delivery Management					-	
1015		077300 Coordination and Supervision of Government					-	
1016		<b>State Department for Cabinet Affairs</b>	-	-	-	-	-	
1016		0758000 Cabinet Affairs Services					-	
1017		<b>State House Affairs</b>	(150,000,000)	-	-	400,000,000	250,000,000	
		0704000 State House Affairs	(150,000,000)			400,000,000	250,000,000	Reduce Ksh. 150 million (Recurrent) from HQ. Increase Ksh. 400 million (Development) for refurbishment.
1024		<b>State Department for Immigration and Citizen Services</b>	(40,000,000)	-	-	-	(40,000,000)	
1024		0605000 Migration & Citizen Services	(40,000,000)				(40,000,000)	Reduce Ksh. 30.1 million (Recurrent) from HQ. Reduce Ksh. 9.9 million (Recurrent) from e-Citizen Services.
1024		0626000 Population Management Services					-	
1024		0631000 General Administration and Planning					-	
1025		<b>National Police Service</b>	(5,000,000,000)	5,405,000,000	(35,000,000)	85,000,000	455,000,000	
1025		0601000 Policing Services	(5,000,000,000)	5,405,000,000	(35,000,000)	85,000,000	455,000,000	Increase Ksh. 235 million (Recurrent) towards security operations-HQ item 2211312. Increase Ksh. 3 billion (Recurrent) for medical cover. Increase Ksh. 2 billion (Recurrent) for payments of Group Personal Accident Cover. Increase Ksh. 110 million (Recurrent) for DCI HQ item 2211312 -security operations. Increase Ksh. 20 million (Recurrent) for HQ Office of the DIG AP for food rations and other O&M. Increase Ksh. 11 million (Development) for Police Modernization. Increase Ksh. 9 million (Development) for Commissioning of sub-distribution Board and Relocation of LV Board. Increase Ksh. 5 million (Development) for repair and opening of drainage system at service central stores.

12/03/2025 15:52		SECOND SCHEDULE						
		LIAISON COMMITTEE FINANCIAL RECOMMENDATIONS						
Vote Code	Departmental Committee	VOTE/PROGRAMME CODES & TITLE	2024/2025 SUPPLEMENTARY No.2 ESTIMATES					Notes
			Recurrent		Development		Net Change	
			Reduction	Increase	Reduction	Increase		
							<p>Reduce Ksh. 5 billion (Recurrent) from HQ Medical Insurance.</p> <p>Reduce Ksh. 10 million (Development) from completion of sub-county Police HQs.</p> <p>Reduce Ksh. 10 million (Development) from construction of police post at Ochoria-Muhoroni.</p> <p>Reduce Ksh. 6 million (Development) from construction of Police Camp in Obunga.</p> <p>Reduce Ksh. 9 million (Development) from construction of Police Station Office at Kikambuni.</p> <p>Increase Ksh. 60 million (Development) for renovation of molo elburgon stations.</p> <p>Increase Ksh. 20 million (Recurrent) for ODPP</p> <p>Increase Ksh. 20 million (Recurrent) for DCI security.</p>	
1026		<b>State Department for Internal Security &amp; National Administration</b>	(300,000,000)	359,300,000	-	10,000,000	69,300,000	
1026		0629000 General Administration and Support Services	(300,000,000)	289,300,000			(10,700,000)	<p>Increase Ksh. 30 million (Recurrent) for Private Security Regulatory Authority.</p> <p>Increase Ksh. 300 million (Recurrent) from HQ.</p> <p>Increase Ksh. 109.3 million (Recurrent) for taskforce on campaign against GBV and femicide.</p> <p>Increase Ksh. 150 million (Recurrent) for legal claims.</p>
1026		0630000 Policy Coordination Services		70,000,000			70,000,000	<p>Increase Ksh. 20 million (Recurrent) for PBO Authority.</p> <p>Increase Ksh. 50 million (Recurrent) for public benefit organization regulatory authority.</p>
1026		0632000 National Government Field Administration Services				10,000,000	10,000,000	<p>Increase Ksh. 10 million (Development) for Construction of sub-county Police HQs Central Ward</p>
2101		<b>National Police Service Commission</b>	-	-	-	-	-	
2101		0620000 National Police Service Human Resource Management						
2151		<b>Independent Policing Oversight Authority</b>	-	20,000,000	-	-	20,000,000	

12/03/2025 15:52		SECOND SCHEDULE						
		LIAISON COMMITTEE FINANCIAL RECOMMENDATIONS						
Vote Code	Departmental Committee	VOTE/PROGRAMME CODES & TITLE	2024/2025 SUPPLEMENTARY No.2 ESTIMATES				Notes	
			Recurrent		Development			Net Change
			Reduction	Increase	Reduction	Increase		
2151		0622000 Policing Oversight Services		20,000,000			20,000,000	Increase Ksh. 20 million (Recurrent) for induction of new board members.
2	AGRICULTURE AND LIVESTOCK		(60,000,000)	395,500,000	(705,000,000)	1,205,000,000	835,500,000	
1162		State Department for Livestock		211,500,000	(300,000,000)	290,000,000	201,500,000	
1162		0112000 Livestock Resources Management and Development		211,500,000	(300,000,000)	290,000,000	201,500,000	Reduce Ksh.300 million (Development) from Livestock Value Chain Support Project. Increase Ksh. 100 million (Recurrent) for Livestock Production Services for items including animal feed rations, fuel and specialized supplies to 16 livestock breeding farms. Increase Ksh. 30 million (Recurrent) to cater for pending bills and to complete solarization. Increase Ksh. 170 million (Development) for establishment of feedlots, fodder and pasture. Increase Ksh. 30 million (Development) for Sustainable Tsetse and Trypanosomiasis free areas in Kenya (KENTTEC).
								Increase Ksh. 50 million (Development) for Livestock Training Institute-Kitui. Increase Ksh. 18.5 million (Recurrent) for food rations and pending bills at AHITI Kabete (A in A funded). Increase Ksh. 13 million (Recurrent) for payment of gratuity for officers whose contracts have ended (A in A funded). Increase Ksh. 50 million (Recurrent) to operationalize National Livestock and promotion marketing board. Increase Ksh. 40 million ((Development) for feedlots, fodder, pasture and water development.
1169		State Department for Agriculture	(60,000,000)	184,000,000	(405,000,000)	915,000,000	634,000,000	

12/03/2025 15:52		SECOND SCHEDULE						
		LIAISON COMMITTEE FINANCIAL RECOMMENDATIONS						
Vote Code	Departmental Committee	VOTE/PROGRAMME CODES & TITLE	2024/2025 SUPPLEMENTARY No.2 ESTIMATES					Notes
			Recurrent		Development		Net Change	
			Reduction	Increase	Reduction	Increase		
1169		0107000 General Administration Planning and Support Services	(60,000,000)	184,000,000			124,000,000	Reduce Ksh. 60 million (Recurrent) from National Biosafety Authority. Increase Ksh. 20 million (Recurrent) for Pyrethrum Processing Company of Kenya for employee compensation and OSM. Increase Ksh. 164 million (Recurrent) for Pesticide Control Produce Board towards surveillance against entrance of unauthorised pesticide (A in A funded).
1169		0108000 Crop Development and Management			(405,000,000)	855,000,000	450,000,000	Reduce Ksh. 405 million (Development) from fertilizer subsidy programme. Increase Ksh. 90 million (Development) for Agriculture Technology Innovation Centers for adoption of technology, innovation, management and practices. Increase Ksh. 35 million (Development) for National Value Chain Support project to cater for pending bill relating to e-voucher services. Increase Ksh. 50 million (Development) for construction of HQ and Satellite campuses for KSA. Increase Ksh. 70 million (Development) Resilience for food and Nutrition Security program in horn of Africa. Increase Ksh. 60 million (Development) for Aggregation centers.
								Increase Ksh. 400 million (Development) for food security and crop diversification to support provision of seeds and seedlings Increase Ksh. 150 million (Development) for food security and crop diversification to support provision of seeds and seedlings
1169		0109000 Agribusiness and Information Management				60,000,000	60,000,000	Increase Ksh. 60 million (Development) for small-scale irrigation schemes irrigation and value addition project.
1169		0120000 Agricultural Research & Development					-	

12/03/2025 15:52

## SECOND SCHEDULE

## LIAISON COMMITTEE FINANCIAL RECOMMENDATIONS

## 2024/2025 SUPPLEMENTARY No.2 ESTIMATES

Vote Code	Departmental Committee	VOTE/PROGRAMME CODES & TITLE	2024/2025 SUPPLEMENTARY No.2 ESTIMATES				Net Change	Notes
			Recurrent		Development			
			Reduction	Increase	Reduction	Increase		
3	BLUE ECONOMY & IRRIGATION		(244,000,000)	312,000,000	(2,747,000,000)	4,677,000,000	1,998,000,000	
1104		<b>State Department for Irrigation</b>	-	-	(740,000,000)	740,000,000	-	
1104		1014000 Irrigation and Land Reclamation			(390,000,000)	270,000,000	(120,000,000)	Reduce Ksh. 390 million (Development) from Community based Irrigation Projects. Increase Ksh. 100 million (Development) for Ketut-Mokoro Irrigation Scheme -NIA as seed capital to start the project. Increase Ksh. 140 million (Development) for National Expanded Irrigation Programme to cater for pending bills. Increase Ksh. 30 million (Development) for Adich Gorge Dam-NIA as seed capital to start the project.
1104		1015000 Water Storage and Flood Control			(350,000,000)	470,000,000	120,000,000	Reduce Ksh. 300 million (Development) from Siyoi Muruny Dam. Reduce Ksh. 50 million (Development) from Umaa Dam. Increase Ksh. 350 million (Development) for Flood Control Works to pay pending bills for rehabilitation of flood control works. Increase Ksh. 120 million (Development) for National Water Harvesting and ground water exploitation NWSHA for payment of pending bills.
1104		1022000 Water Harvesting and Storage for Irrigation					-	
1104		1023000 General Administration, Planning and Support Services					-	
1109		<b>State Department for Water &amp; Sanitation</b>	(148,000,000)	168,000,000	(2,007,000,000)	3,937,000,000	1,950,000,000	
1109		1001000 General Administration, Planning and Support Services		46,300,000			46,300,000	Increase Ksh. 46.3 million (Recurrent) Kenya Water Institute P.E.

12/03/2025 15:52		SECOND SCHEDULE						
		LIAISON COMMITTEE FINANCIAL RECOMMENDATIONS						
Vote Code	Departmental Committee	VOTE/PROGRAMME CODES & TITLE	2024/2025 SUPPLEMENTARY No.2 ESTIMATES				Notes	
			Recurrent		Development			Net Change
			Reduction	Increase	Reduction	Increase		
1109		1004000 Water Resources Management	(68,000,000)		(1,000,000,000)	1,200,000,000	132,000,000	Reduce Ksh. 500 million (Development) from Water and Sanitation Development Project. Reduce Ksh. 400 million (Development) from Horn of Africa Groundwater for Resilience Project. Reduce Ksh. 100 million (Development) from Kenya Water Sanitation and Hygiene. Increase Ksh. 1 billion (Development) for Thwake Multipurpose Water Development Programme Phase I. Reduce Ksh. 68 million (Recurrent) from Water Resources Authority. Increase Ksh. 200 million (Development) for WARMA.
1109		1017000 Water and Sewerage Infrastructure Development	(80,000,000)	121,700,000	(1,007,000,000)	2,737,000,000	1,771,700,000	Increase Ksh. 21.7 million (Recurrent) for LVNWWDA for installation ERP system. Reduce Ksh. 20 million (Recurrent) from LVSWWDA. Increase Ksh. 20 million (Recurrent) for TANATHI WWDA for P.E. Reduce Ksh. 60 million (Recurrent) from Coast WWDA. Increase Ksh. 80 million (Recurrent) for Tana WWDA for ERP. Reduce Ksh. 40 million (Development) from West Karachuonyo Water Supply -LVSWWDA. Increase Ksh. 40 (Development) Kegonga Cluster Water Supply -LVSWWDA. Reduced Ksh. 495 million (Development) for National Water Harvesting and ground water Exploitation. Increase Ksh. 50 million (Development) for water harvesting projects CWWDA to pay pending bills.

12/03/2025 15:52		SECOND SCHEDULE					
		LIAISON COMMITTEE FINANCIAL RECOMMENDATIONS					
Vote Code	Departmental Committee	VOTE/PROGRAMME CODES & TITLE	2024/2025 SUPPLEMENTARY No.2 ESTIMATES				Notes
			Recurrent		Development		
			Reduction	Increase	Reduction	Increase	
							<p>Increase Ksh. 230 million (Development) Aguthi Water Project TWWDA to pay pending bills. Increase Ksh. 40 million (Development) for Mathira water supply project TWWDA to pay pending bills. Increase Ksh. 25 million (Development) for Karuiru water project TWWDA to pay pending bills. Increase Ksh. 80 million (Development) for Kimugongo water project TWWDA to pay pending bills.</p>
							<p>Increase Ksh. 10 million (Development) for Kisamis/Singiraine Earth Dam -TANATHI to pay pending bills. Increase Ksh. 20 million (Development) for Kwa Mutonga Earth Dam -TANATHI to pay pending bills. Increase Ksh. 20 million (Development) for Mutyambua Earth Dam -TANATHI to pay pending bills. Increase Ksh. 20 million (Development) for Mekilingi Earth Dam -TANATHI to pay pending bills. Increase Ksh. 10 million (Development) for Kilombo Earth Dam -TANATHI to pay pending bills. Increase Ksh. 20 million (Development) for Sere Earth Dam -TANATHI to pay pending bills.</p>

12/03/2025 15:52		SECOND SCHEDULE						
		LIAISON COMMITTEE FINANCIAL RECOMMENDATIONS						
Vote Code	Departmental Committee	VOTE/PROGRAMME CODES & TITLE	2024/2025 SUPPLEMENTARY No.2 ESTIMATES					Notes
			Recurrent		Development		Net Change	
			Reduction	Increase	Reduction	Increase		
							<p>Reduce Ksh. 52 million (Development) from Yamo Dam and water supply system.</p> <p>Increase Ksh. 20 million (Development) for Harade Water Pan NWWDA.</p> <p>Increase Ksh. 20 million (Development) for Sakuno Water Pan NWWDA.</p> <p>Increase Ksh. 12 million (Development) for GK Memorial School Borehole NWWDA.</p> <p>Reduce Ksh. 50 million (Development) from Kobujoi Water Project.</p> <p>Increase Ksh. 10 million (Development) for Senetwa-Kamelilo Water Project LVNWWDA. to pay pending bills</p> <p>Increase Ksh. 40 million (Development) for Kipkoi-Kimatkei water project-LVNWWDA to pay pending bills.</p> <p>Reduce Ksh. 200 million (Development) from Cross-County Bulk Water and Sanitation Improvement Project.</p>	
							<p>Increase Ksh. 25 million (Development) for Turbi Borehole NWWDA for drilling, solarization and desalination.</p> <p>Increase Ksh. 20 million (Development) for Turbi water pan NWWDA for desalination.</p> <p>Increase Ksh. 50 million (Development) for Koipirir-Talai-Endo community water project NRVWWDA for seed capital to start the project.</p> <p>Increase Ksh. 50 million (Development) for Chepkorio Water Supply-NRVWWDA for seed capital to start the project.</p> <p>Increase Ksh. 5 million (Development) for Arangai Water Project -NRVWWDA to pay pending bills.</p>	

12/03/2025 15:52		SECOND SCHEDULE						
		LIAISON COMMITTEE FINANCIAL RECOMMENDATIONS						
Vote Code	Departmental Committee	VOTE/PROGRAMME CODES & TITLE	2024/2025 SUPPLEMENTARY No.2 ESTIMATES				Notes	
			Recurrent		Development			Net Change
			Reduction	Increase	Reduction	Increase		
							<p>Increase Ksh. 5 million (Development) for Losito Water Project -NRVWDA to pay pending bills.</p> <p>Increase Ksh. 5 million (Development) for Sitoton Water Project -NRVWDA to pay pending bills.</p> <p>Increase Ksh. 20 million (Development) for Mansa Water Project -NWWDA to pay pending bills.</p> <p>Increase Ksh. 20 million (Development) for Hawashow Water Project -NWWDA to pay pending bills.</p> <p>Reduce Ksh. 120 million (Development) from Restoration and conservation of water catchment areas.</p>	
							<p>Increase Ksh. 20 million (Development) for Sidokho Dam LVNWWDA.</p> <p>Increase Ksh. 20 million (Development) for Lumiko Dam LVNWWDA.</p> <p>Increase Ksh. 20 million (Development) for Lubao Dam LVNWWDA.</p> <p>Increase Ksh. 20 million (Development) for Asega Dam LVNWWDA.</p> <p>Increase Ksh. 20 million (Development) for Mudete Dam LVNWWDA.</p> <p>Increase Ksh. 20 million (Development) for Kapsiro water supply LVNWWDA.</p> <p>Reduce Ksh. 50 million (Development) from Kamoi-Kapterit-Surwerwa Water Supply project.</p> <p>Increase Ksh. 1.7 billion (Development) for critical water projects.</p> <p>Increase Ksh. 50 million (Development) for LVNWWDA</p>	
1166		State Department for Blue Economy and Fisheries	(96,000,000)	144,000,000	-	-	48,000,000	

12/03/2025 15:52		SECOND SCHEDULE						
		LIAISON COMMITTEE FINANCIAL RECOMMENDATIONS						
Vote Code	Departmental Committee	VOTE/PROGRAMME CODES & TITLE	2024/2025 SUPPLEMENTARY No.2 ESTIMATES					Notes
			Recurrent		Development		Net Change	
			Reduction	Increase	Reduction	Increase		
1166		0111000 Fisheries Development and Management	(96,000,000)	98,000,000			2,000,000	Reduce Ksh. 96 million (Recurrent) from Kenya Marine and Fisheries Research Institute. Increase Ksh. 25 million (Recurrent) for Kenya Fishing Industries Corporation for the Jetty and Uvuvi Fishing Boat pending bill. Increase Ksh. 25 million (Recurrent) for Kenya Fish Marketing Authority for pending bills for fish post harvest losses management. Increase Ksh. 48 million (Recurrent) for Kenya Fisheries Service to fund operations at the 3 laboratories (funded by A in A).
1166		0117000 General Administration, Planning and Support Services		46,000,000			46,000,000	Increase Ksh 46 million (Recurrent) for HQ Administrative Services to cater for pending bills.
1166		0118000 Development and Coordination of the Blue Economy					-	
4	COMMUNICATION, INFORMATION & INNOVATION		(147,000,000)	317,000,000	(170,000,000)		-	
1122		State Department for Information Communication and Technology & Innovation	(97,000,000)	167,000,000	(170,000,000)		(100,000,000)	
1122		0207000 General Administration Planning and Support Services					-	
1122		0210000 ICT Infrastructure Development	(85,000,000)	125,000,000	(20,000,000)		20,000,000	Reduce Ksh. 85 million (Recurrent) from 112200600 Business Process Outsourcing. Reduce Ksh. 20 million (Development) from 1122100100 Maintenance & Rehabilitation of Last Mile County Connectivity. Increase Ksh. 125 million (Recurrent) for supervision of streetscape & Wastewater reclamation facilities.

12/03/2025 15:52		SECOND SCHEDULE						
		LIAISON COMMITTEE FINANCIAL RECOMMENDATIONS						
Vote Code	Departmental Committee	VOTE/PROGRAMME CODES & TITLE	2024/2025 SUPPLEMENTARY No.2 ESTIMATES				Notes	
			Recurrent		Development			Net Change
			Reduction	Increase	Reduction	Increase		
1122		0217000 E-Government Services	(12,000,000)	42,000,000	(150,000,000)	(120,000,000)	Reduce Ksh. 150 million (Development) from 1122100600-Government Shared Services Reduce Ksh. 12 million (Recurrent) from 1122100400-ICT technical services. Increase Ksh. 42 million (Recurrent) for Office of the Data Protection Commissioner for capacity building and sensitization.	
1123		<b>State Department for Broadcasting &amp; Telecommunications</b>	<b>(50,000,000)</b>	<b>150,000,000</b>	-	<b>100,000,000</b>		
1123		0207000 General Administration Planning and Support Services				-		
1123		0208000 Information and Communication Services	(50,000,000)	150,000,000		100,000,000	Reduce Ksh. 50 million (Recurrent) from Government advertising agency. Increase Ksh. 50 million (Recurrent) for Directorate of information HQ for equipping and capacity building of field officer.. Increase Ksh. 100 million (Recurrent) for Media Council of Kenya .	
1123		0209000 Mass Media Skills Development				-		
5	<b>DEFENCE, INTELLIGENCE AND FOREIGN RELATIONS</b>		<b>(500,000,000)</b>	-	-	<b>(500,000,000)</b>		
1041		<b>Ministry of Defence</b>	-	-	-	-		
1041		0801000 Defence				-		
1041		0802000 Civil Aid				-		
1041		0803000 General Administration, Planning and Support Services				-		
1041		0805000000 National Space Management				-		
1053		<b>State Department for Foreign Affairs</b>	-	-	-	-		
1053		0714000 General Administration Planning and Support Services				-		
1053		0715000 Foreign Relation and Diplomacy				-		
1053		0741000 Economic and Commercial Diplomacy				-		
1053		0742000 Foreign Policy Research, Capacity Development and Technical Cooperation				-		
1054		<b>State Department for Diaspora Affairs</b>	-	-	-	-		

12/03/2025 15:52		SECOND SCHEDULE						
		LIAISON COMMITTEE FINANCIAL RECOMMENDATIONS						
Vote Code	Departmental Committee	VOTE/PROGRAMME CODES & TITLE	2024/2025 SUPPLEMENTARY No.2 ESTIMATES				Notes	
			Recurrent		Development			Net Change
			Reduction	Increase	Reduction	Increase		
1054		0752000 Management of Diaspora and Consular Affairs					-	
1221		State Department for East African Community						
1221		0305000 East African Affairs and Regional Integration						
1281		National Intelligence Service	(500,000,000)					(500,000,000)
1281		0804000 National Security Intelligence	(500,000,000)					(500,000,000)
6	<b>EDUCATION AND RESEARCH</b>		(500,000,000)	700,000,000	(525,000,000)	685,000,000		360,000,000
1064		State Department for Vocational and Technical Training		90,000,000	(50,000,000)	200,000,000		240,000,000
1064		0505000 Technical Vocational Education and Training		40,000,000	(50,000,000)	200,000,000		190,000,000
								Reduce Ksh. 50 million (Development) from Establishment of Eldoret Cooperative College-New Project. Increase Ksh. 40 million (Recurrent) for KNQA to put in place a system that captures all learners. Increase Ksh. 200 million (Development) for Construction of 17 TTI's.
1064		0507000 Youth Training and Development						
1064		0508000 General Administration, Planning and Support Services		50,000,000				50,000,000
								Increase Ksh. 50 million (Recurrent) for completion of MIS System.
1065		State Department for Higher Education & Research		130,000,000		110,000,000		240,000,000
1065		0504000 University Education				110,000,000		110,000,000
								Increase Ksh. 50 million (Development) for Multimedia University to support ICT modernization. Increase Ksh. 60 million (Development) for Jaramogi Odinga library complex.
1065		0506000 Research, Science, Technology and Innovation						
1065		0508000 General Administration, Planning and Support Services		130,000,000				130,000,000
								Increase Ksh.100 million (Recurrent) for M&E. Increase Ksh. 30 million (Recurrent) for MIS System
1066		State Department for Basic Education	(300,000,000)	480,000,000	(475,000,000)	375,000,000		80,000,000

12/03/2025 15:52		SECOND SCHEDULE						
		LIAISON COMMITTEE FINANCIAL RECOMMENDATIONS						
Vote Code	Departmental Committee	VOTE/PROGRAMME CODES & TITLE	2024/2025 SUPPLEMENTARY No.2 ESTIMATES				Notes	
			Recurrent		Development			
			Reduction	Increase	Reduction	Increase		Net Change
1066		0501000 Primary Education	(300,000,000)	100,000,000	(285,000,000)	375,000,000	(110,000,000)	Reduce Ksh. 300 million (Recurrent) from School feeding programme. Reduce Ksh. 260 million (Development) from Primary School Infrastructure. Reduced Ksh. 25 million (Development) from 1066104918 Construction of Classroom, laboratory, admin block at DEB Primary s. (public participation project). Increase Ksh. 25 million (Development) for 1066104918 Construction of Classroom, laboratory, admin block at Nyamira DEB Primary School. (public participation project). Increase Ksh. 150 million (Development) for Assembly of Assistive Devices Project for SNE Learners -KISE. Increase Ksh. 100 million (Recurrent) for NACONEC. Increase Ksh. 200 million (Development) for NACONEC.
1066		0502000 Secondary Education		120,000,000	(190,000,000)		(70,000,000)	Reduce Ksh. 190 million (Development) from Secondary School Infrastructure. Increase Ksh. 120 million (Recurrent) for Capacity building of school managers at KEMI.
1066		0503000 Quality Assurance and Standards		160,000,000			160,000,000	Increase Ksh. 160 million (Recurrent) to KICD for capacity building on CBC.
1066		0508000 General Administration, Planning and Support Services		100,000,000			100,000,000	Increase Ksh. 100 million (Recurrent) for upgrading NIMES.
2091		<b>Teachers Service Commission</b>	<b>(200,000,000)</b>	<b>-</b>	<b>-</b>	<b>-</b>	<b>(200,000,000)</b>	
2091		0509000 Teacher Resource Management						
2091		0510000 Governance and Standards	(200,000,000)				(200,000,000)	Reduce Ksh. 200 million (Recurrent) from Capacity Building of Teachers.
2091		0511000 General Administration, Planning and Support Services						
7	ENERGY		-	-	(570,000,000)	1,310,000,000	740,000,000	
1152		<b>State Department for Energy</b>	<b>-</b>	<b>-</b>	<b>(570,000,000)</b>	<b>1,310,000,000</b>	<b>740,000,000</b>	

12/03/2025 15:52		SECOND SCHEDULE						
		LIAISON COMMITTEE FINANCIAL RECOMMENDATIONS						
Vote Code	Departmental Committee	VOTE/PROGRAMME CODES & TITLE	2024/2025 SUPPLEMENTARY No.2 ESTIMATES					Notes
			Recurrent		Development		Net Change	
			Reduction	Increase	Reduction	Increase		
1152		0211000 General Administration Planning and Support Services			(20,000,000)	50,000,000	30,000,000	Reduce Ksh. 20 million (Development) from Refurbishment of Kawi House (A in A from PDL). Increase Ksh. 50 million (Development) for Monitoring and Evaluation of Energy Projects (A in A from the Royalties of Geothermal Development).
1152		0212000 Power Generation				120,000,000	120,000,000	Increase Ksh. 10 million (Development) for Nuclear Power Plant Siting (A in A from PDL). Increase Ksh. 10 million (Development) for Strategic Environmental Assessment (A in A from PDL). Increase Ksh. 20 million (Development) for Nuclear Policy and Legislation (A in A from PDL). Increase Ksh. 50 million (Development) for Resource Development for Nuclear Programme (A in A from PDL). Increase Ksh. 30 million (Development) Publicity and Advocacy (A in A from PDL).
1152		0213000 Power Transmission and Distribution			(450,000,000)	1,140,000,000	690,000,000	Reduce Ksh. 50 million (Development) from Kamburu-Embu-Thika Transmission Line. Reduce Ksh. 50 million (Development) from Loiyangalani-Marsabit 400 Kv Transmission Line. Reduce Ksh. 20 million (Development) from Rabai-Kilifi Transmission Line. Reduce Ksh. 50 million (Development) from Marsabit-Isiolo Transmission Line. Reduce Ksh. 20 million (Development) from Dongo Kundu SEZ. Reduce Ksh. 50 million (Development) from National System Control Center & Makindu SS. Reduce Ksh. 200 million (Development) from Critical Rural Access Last Mile Connectivity. Reduce Ksh. 10 million (Development) from Kenya Power Transmission Expansion Project.

12/03/2025 15:52

## SECOND SCHEDULE

## LIAISON COMMITTEE FINANCIAL RECOMMENDATIONS

Vote Code	Departmental Committee	VOTE/PROGRAMME CODES & TITLE	2024/2025 SUPPLEMENTARY No.2 ESTIMATES				Net Change	Notes
			Recurrent		Development			
			Reduction	Increase	Reduction	Increase		
							<p>Increase Ksh. 350 million (Development) for Electrification of Public Facilities.</p> <p>Increase Ksh. 100 million (Development) for Installation of transformers in Constituencies.</p> <p>Increase Ksh. 180 million (Development) for Sondu Homabay Ndiwa Awendo Electrification Project (A in A from Sale of Electricity).</p> <p>Increase Ksh. 510 million (Development) for Mariakani Substation (A in A from Sale of Electricity).</p>	
1152		0214000 Alternative Energy Technologies			(100,000,000)	(100,000,000)	<p>Reduce Ksh. 20 million (Development) from Energy Efficiency Programme (Investment Grade Audit) (A in A from PDL).</p> <p>Reduce Ksh. 10 million (Development) from Installation of wind masts &amp; data loggers and rehabilitation (A in A from PDL).</p> <p>Reduce Ksh. 30 million (Development) from Hydro dams Water catchment re-forestation (A in A from PDL).</p> <p>Reduce Ksh. 20 million (Development) from Solar PV installation on Institutions and or community boreholes (A in A from PDL).</p> <p>Reduce Ksh. 20 million (Development) from Pilot Programme on Domestic household biogas digesters (A in A from PDL).</p>	
1193		<b>State Department for Petroleum</b>	-	-	-	-		
1193		0215000 Exploration and Distribution of Oil and Gas						
8	<b>ENVIRONMENT, FORESTRY AND MINING</b>		-	-	-	-		
1331		<b>State Department for Environment and Climate Change</b>	-	-	-	-		
1331		1002000 Environment Management and Protection						
1331		1010000 General Administration, Planning and Support Services						

12/03/2025 15:52		SECOND SCHEDULE						
		LIAISON COMMITTEE FINANCIAL RECOMMENDATIONS						
Vote Code	Departmental Committee	VOTE/PROGRAMME CODES & TITLE	2024/2025 SUPPLEMENTARY No.2 ESTIMATES				Notes	
			Recurrent		Development			Net Change
			Reduction	Increase	Reduction	Increase		
1331		1012000 Meteorological Services					-	
1331		1018000 Forests Management and Water Towers Conservation						-
<b>1192</b>		<b>State Department for Mining</b>	-	-	-	-	-	
1192		1007000 General Administration Planning and Support Services						-
1192		1009000 Mineral Resources Management						-
1192		1021000 Geological Survey and Geoinformation Management						-
<b>1332</b>		<b>1332 State Department for Forestry</b>	-	-	-	-	-	
1332		1018000 Forests Development, Management and Conservation						-
1332		1024000 Agroforestry and Commercial Forestry Development						-
1332		1025000 General Administration, Planning and Support Services						-
<b>9</b>	<b>FINANCE AND NATIONAL PLANNING</b>		<b>(3,255,000,000)</b>	<b>1,690,000,000</b>	<b>(300,000,000)</b>	<b>3,750,000,000</b>	<b>1,885,000,000</b>	
<b>1071</b>	<b>The National Treasury</b>		<b>(3,255,000,000)</b>	<b>1,490,000,000</b>	<b>(300,000,000)</b>	<b>3,750,000,000</b>	<b>1,685,000,000</b>	
1071		0717000 General Administration Planning and Support Services	(1,996,000,000)	940,000,000			(1,056,000,000)	Increase Ksh. 450 million (Recurrent) for pending bills Naivasha Data Center-Misrot Limited Company. Increase Ksh. 400 million (Recurrent) for KRA. Increase Ksh. 90 million (Recurrent) for Horn of Africa Initiative Secretariat. Reduce Ksh.1.996 billion (Recurrent) from, Budget reserves, leasing of vehicles, ESP and Administrative services.

12/03/2025 15:52		SECOND SCHEDULE						
		LIAISON COMMITTEE FINANCIAL RECOMMENDATIONS						
Vote Code	Departmental Committee	VOTE/PROGRAMME CODES & TITLE	2024/2025 SUPPLEMENTARY No.2 ESTIMATES				Notes	
			Recurrent		Development			Net Change
			Reduction	Increase	Reduction	Increase		
1071		0718000 Public Financial Management	(1,259,000,000)	400,000,000	(300,000,000)	3,750,000,000	2,591,000,000	Increase Ksh. 3.7 billion (Development) for Equalisation fund. Increase Ksh. 50 million (Development) for multi agency. Reduce Ksh. 1.15 billion (Recurrent) from the programme. Increase Ksh. 400 million (Recurrent) for capacity developmen on procurement Reduce Ksh. 300 million (Development) Reduce Ksh. 109 million (Recurrent) from KENTRADE
1071		0719000 Economic and Financial Policy Formulation and Management		150,000,000			150,000,000	Increase Ksh. 150 million (Recurrent) for financial reporting center.
1071		0720000 Market Competition					-	
1072		<b>State Department for Economic Planning</b>	-	200,000,000	-	-	200,000,000	
1072		0710000 Public Service Transformation					-	
1072		07710000 Monitoring and Evaluation Services					-	
1072		0706000 Economic Policy and National Planning		200,000,000			200,000,000	Increase Ksh. 200 million (Recurrent) for capacity building of county planning officers
1072		0707000 National Statistical Information Services					-	
1072		0709000 General Administration Planning and Support Services					-	
2061		<b>The Commission on Revenue Allocation</b>	-	-	-	-	-	
2061		0737000 Inter-Governmental Transfers and Financial Matters					-	
2121		<b>Office of the Controller of Budget</b>	-	-	-	-	-	
2121		0730000 Control and Management of Public finances					-	
10	HEALTH		(1,035,500,000)	1,275,500,000	(1,060,000,000)	4,277,000,000	3,457,000,000	
1082		<b>State Department for Medical Services</b>	(650,000,000)	655,500,000	(1,060,000,000)	3,957,000,000	2,902,500,000	

12/03/2025 15:52		SECOND SCHEDULE						
		LIAISON COMMITTEE FINANCIAL RECOMMENDATIONS						
Vote Code	Departmental Committee	VOTE/PROGRAMME CODES & TITLE	2024/2025 SUPPLEMENTARY No.2 ESTIMATES				Notes	
			Recurrent		Development			Net Change
			Reduction	Increase	Reduction	Increase		
1082		0402000 National Referral & Specialized Services	(150,000,000)	250,000,000	(650,000,000)	1,840,000,000	1,290,000,000	<p>Reduce Ksh. 100 million (Development) from Acquisition of specialized medical equipment CHP.</p> <p>Reduce Ksh. 150 million (Recurrent) from Kenyatta National Hospital.</p> <p>Reduce Ksh. 220 million (Development) from construction and equipping of health centers.</p> <p>Reduce Ksh. 50 million (Development) from construction and equipping of level 5 hospitals.</p> <p>Reduce Ksh. 100 million (Development) from construction and equipping of level 4 hospitals.</p>
								<p>Increase Ksh. 30 million (Development) for construction and equipping of Mt. Elgon hospital.</p> <p>Increase Ksh. 20 million (Development) for construction and equipping of Sikhendu hospital.</p> <p>Increase Ksh. 20 million (Development) for construction and equipping of Mogotio Health Center.</p> <p>Increase Ksh. 20 million (Development) for construction and equipping of Ifin level IV</p> <p>Increase Ksh. 20 million (Development) for construction and equipping of Kilgoris Level IV hospital</p>
								<p>Increase Ksh. 30 (Development) for construction and equipping of Lukusi Health Center</p> <p>Increase Ksh. 20 (Development) for construction and equipping of Jua Kali Health Center</p> <p>Increase Ksh. 20 million (Development) for construction and equipping of Kegonga level IV hospital</p> <p>Increase Ksh. 20 million (Development) for construction and equipping of Bugumbe Health Center.</p> <p>Increase Ksh. 20 million (Development) for construction and equipping of Chebiriri Health Center.</p> <p>Increase Ksh. 30 million (Development) for construction and equipping of Wamba Health Center.</p>

12/03/2025 15:52		SECOND SCHEDULE						
		LIAISON COMMITTEE FINANCIAL RECOMMENDATIONS						
Vote Code	Departmental Committee	VOTE/PROGRAMME CODES & TITLE	2024/2025 SUPPLEMENTARY No.2 ESTIMATES				Notes	
			Recurrent		Development			Net Change
			Reduction	Increase	Reduction	Increase		
							<p>Increase Ksh. 20 million (Development) for construction and equipping of Kanyarkwat Health Center.</p> <p>Increase Ksh. 10 million (Development) for construction and equipping of Sankuri Health Center.</p> <p>Increase Ksh. 20 million (Development) for construction and equipping of Mur Malanga Level 3 Hospital.</p>	
							<p>Increase Ksh. 40 million (Development) for construction and equipping of Khwisero Level IV hospital.</p> <p>Increase Ksh. 30 million (Development) for upgrading of children's ward Kibunga Level 3 Hospital.</p> <p>Increase Ksh. 30 million (Development) for construction of Ugenya Hospital.</p> <p>Increase Ksh. 30 million (Development) for upgrading &amp; equipping of material &amp; New-born Ward-Endebess Hospital.</p> <p>Increase Ksh. 50 million (Development) for Construction of Second Tower Gatundu Level V Hospital.</p> <p>Increase Ksh. 200 million (Development) for supply of medical supplies and commodities-vulcan.</p> <p>Increase Ksh. 100 million (Development) for Supply of CD4 Counter instruments.</p>	

12/03/2025 15:52		SECOND SCHEDULE						
		LIAISON COMMITTEE FINANCIAL RECOMMENDATIONS						
Vote Code	Departmental Committee	VOTE/PROGRAMME CODES & TITLE	2024/2025 SUPPLEMENTARY No.2 ESTIMATES					Notes
			Recurrent		Development		Net Change	
			Reduction	Increase	Reduction	Increase		
							<p>Increase Ksh. 600 million (Development) for KNH for specialized medical equipment.</p> <p>Increase Ksh. 60 million (Development) for construction of Khwisero Level IV Hospital</p> <p>Increase Ksh. 100 million (Development) for construction of Lusigetti Level IV Hospital</p> <p>Increase Ksh. 250 million (Recurrent) for KUTRH O&amp;M</p> <p>Redcue Ksh. 50 million (Development) from burns and pedriatic center at KNH.</p> <p>Redcue Ksh. 50 million (Development) from Stregthening of cancer Mangement at KNH.</p> <p>Redcue Ksh. 50 million (Development) from acquisition of specialized equipment CHP.</p> <p>Redcue Ksh. 30 million (Development) from refurbishment of equipment at KNH.</p> <p>Increase Ksh. 300 million (Development) for cyflo CD4 counter instruments.</p>	
1082		0410000 Curative & Reproductive Maternal New Born Child Adolescent Health RMNCAH		150,000,000	(50,000,000)	2,077,000,000	2,177,000,000	<p>Increase Ksh. 50 million (Recurrent) for National Syndemic Diseases Control Council for pending bills.</p> <p>Increase Ksh. 2.077 billion (development) for Susan Buffet Foundation</p> <p>Reduce Ksh. 50 million (Development) from special global HIV grant</p> <p>Increase KSh. 100 million (Recurrent) for procurement of equipment for blodd transfusion.</p>
1082		0411000 Health Research and Innovations			(360,000,000)	40,000,000	(320,000,000)	<p>Reduction of Ksh. 290 million (Development) from Integrated Health Management Information System.</p> <p>Increase Ksh. 40 million (Development) for construction of KEMRI laboratories.</p> <p>Reduce Ksh. 20 million (Development) from construction and upgrading of KEMRI Laboratories.</p> <p>Redcue Ksh. 50 million (Development) from digital health platform.</p>

12/03/2025 15:52

## SECOND SCHEDULE

		LIAISON COMMITTEE FINANCIAL RECOMMENDATIONS						
Vote Code	Departmental Committee	VOTE/PROGRAMME CODES & TITLE	2024/2025 SUPPLEMENTARY No.2 ESTIMATES				Notes	
			Recurrent		Development			Net Change
			Reduction	Increase	Reduction	Increase		
1082		0412000 General Administration	(500,000,000)	255,500,000			(244,500,000)	<p>Reduce Ksh. 500 million (Recurrent) from Health Insurance Subsidy Programme for Orphans Vulnerable Children.</p> <p>Increase Ksh. 50 million (Recurrent) for training of health care workers under the state department for medical services.</p> <p>Increase Ksh. 114 million (Recurrent) for HQ professional service.</p> <p>Increase Ksh. 91.5 million (Recurrent) for universal health coverage.</p>
1083		State Department for Public Health and Professional Standards	(385,500,000)	620,000,000		320,000,000	554,500,000	
1083		0406000 Preventive and Promotive Health Services	(17,000,000)	240,000,000		70,000,000	293,000,000	<p>Increase Ksh. 70 million (Development) for procurement of Anti TB Drugs.</p> <p>Increase Ksh. 240 million (Recurrent) for outbreak of KALA AZAR.</p> <p>Reduce Ksh. 16 million (Recurrent) from Port Health Control.</p> <p>Reduce Ksh. 1 million (Recurrent) from Environmental Health Services.</p>
1083		0407000 Health resources development and Innovation	(250,000,000)	100,000,000		200,000,000	50,000,000	<p>Reduce Ksh. 100 million (Recurrent) from Training for Human Resources for Health.</p> <p>Increase Ksh. 200 million (Development) for Kenya Institute of Primate Research to manufacture snake anti-venom.</p> <p>Increase Ksh. 100 million (Recurrent) for Kenya Institute of Primate Research for P.E. Shortfall.</p> <p>Reduce Ksh. 150 million (Recurrent) from training for human resource for health</p>

12/03/2025 15:52		SECOND SCHEDULE						
		LIAISON COMMITTEE FINANCIAL RECOMMENDATIONS						
Vote Code	Departmental Committee	VOTE/PROGRAMME CODES & TITLE	2024/2025 SUPPLEMENTARY No.2 ESTIMATES				Notes	
			Recurrent		Development			Net Change
			Reduction	Increase	Reduction	Increase		
1083		0408000 Health Policy, Standards and Regulations	(110,000,000)	180,000,000		50,000,000	120,000,000	Reduce Ksh. 110 million (Recurrent) from Kenya Medical Laboratory Technicians & Technologists board. Increase Ksh. 50 million (Development) for construction of examination center. Increase Ksh. 50 million (Recurrent) for Kenya Health Professions Oversight Authority. Increase Ksh. 10 million (Recurrent) for Physiotherapist's Council of Kenya. Increase Ksh. 100 million (Recurrent) for Pharmacy and Poisons Board. Increase Ksh. 20 million (Recurrent) for clinical officers council.
1083		0412000 General Administration	(8,500,000)	100,000,000			91,500,000	Increase Ksh. 100 million (Recurrent) for HQ admin services. Reduce Ksh. 8.5 million (Recrrent) from HQ admin services.
11	HOUSING, URBAN PLANNING & PUBLIC WORKS		-	350,000,000	(1,850,000,000)	1,500,000,000	-	
1094		State Department for Housing and Urban Development	-	-	(1,850,000,000)	1,500,000,000	(350,000,000)	
1094		0102000 Housing Development and Human Settlement			(1,710,000,000)	1,500,000,000	(210,000,000)	Reduce Ksh. 100 million (Development) from National Slum Upgrading Projects. Reduce Ksh. 110 million (Development) from Kenya Informal Settlement Improvement Project. Reduce Ksh. 1.5 billion (Development) from Social and physical Infrastructure. Increase Ksh1.5 billion (Development) for National Housing Corporation (NHC).
1094		0105000 Urban and Metropolitan Development			(140,000,000)		(140,000,000)	Reduce Ksh. 50 million (Development) from Kenya Urban Programme (KenUP). Reduce Ksh. 90 million (Development) from Kenya Informal Settlement Redevelopment Project (KISRIP).
1094		0106000 General Administration Planning and Support Services					-	

12/03/2025 15:52		SECOND SCHEDULE						
		LIAISON COMMITTEE FINANCIAL RECOMMENDATIONS						
Vote Code	Departmental Committee	VOTE/PROGRAMME CODES & TITLE	2024/2025 SUPPLEMENTARY No.2 ESTIMATES				Notes	
			Recurrent		Development			Net Change
			Reduction	Increase	Reduction	Increase		
1095		<b>State for Public Works</b>	-	350,000,000	-	-	350,000,000	
1095		0103000 Government Buildings					-	
1095		0104000 Coastline Infrastructure and Pedestrian Access					-	
1095		0106000 General Administration Planning and Support Services		50,000,000			50,000,000	Increase Ksh. 50 million (Recurrent) for O&M cost for supervision of ongoing Projects.
1095		0218000 Regulation and Development of the Construction Industry		300,000,000			300,000,000	Increase Ksh. 300 million (Recurrent) for National Construction Authority towards sensitization, technical training and enforcement of building codes across the 47 counties.
12	JUSTICE AND LEGAL AFFAIRS COMMITTEE		(270,000,000)	780,300,000	(55,000,000)	114,700,000	570,000,000	
1023		<b>State Department for Correctional Services</b>	-	30,000,000	-	70,000,000	100,000,000	
1023		0623000 General Administration, Planning and Support Services		30,000,000			30,000,000	Increase Ksh. 30 million (Recurrent) for O&M
1023		0627000 Prison Services		-		70,000,000	70,000,000	Increase Ksh. 70 million (Development) for FY 2023/24 carryovers for damaged infrastructure and civil works in penal institutions.
1023		0628000 Probation & After Care Services					-	
1252		<b>State Law Office</b>	(70,000,000)	170,000,000	-	-	100,000,000	
1252		0606000 Legal Services	(50,000,000)				(50,000,000)	Reduce Ksh. 50 million (Recurrent) from the budget of Asset Recovery Agency.

12/03/2025 15:52		SECOND SCHEDULE						
		LIAISON COMMITTEE FINANCIAL RECOMMENDATIONS						
Vote Code	Departmental Committee	VOTE/PROGRAMME CODES & TITLE	2024/2025 SUPPLEMENTARY No.2 ESTIMATES				Net Change	Notes
			Recurrent		Development			
			Reduction	Increase	Reduction	Increase		
1252		0607000 Governance, Legal Training and Constitutional Affairs	(20,000,000)	170,000,000			150,000,000	Increase Ksh. 50 million (Recurrent) for Kenya School of Law as exchequer support. Increase Ksh. 50 million (Recurrent) for the Council of Legal Education to enable them execute their mandate. Reduce Ksh. 20 million (Recurrent) from Kenya Law Reform. Increase Ksh. 27 million (Recurrent) for maintenance of the Kenya Legislation and Case Law database. Increase Ksh. 22.4 million (Recurrent) to settle rent arrears and service charge for NCLR Office and warehouse. Increase Ksh. 20.6 million (Recurrent) for legal information and printing of Kenya Law Reports.
1252		0609000 General Administration, Planning and Support Services					-	
1271		<b>Ethics and Anti-Corruption Commission</b>	-	-	-	24,700,000	24,700,000	
1271		0611000 Ethics and Anti-Corruption				24,700,000	24,700,000	Increase Ksh. 7.7 million (Development) to cater for pending certificates. Increase Ksh. 17 million (Development) for Automatic Generators at integrity center.
1291		<b>Office of the Director of Public Prosecutions</b>	-	-	-	20,000,000	20,000,000	
1291		0612000 Public Prosecution Services				20,000,000	20,000,000	Increase Ksh. 20 million (Development) for refurbishment of the ODPP Offices.
1311		<b>Office of the Registrar of Political Parties</b>	(200,000,000)	-	-	-	(200,000,000)	
1311		0614000 Registration, Regulation and Funding of Political Parties	(200,000,000)				(200,000,000)	Reduce Ksh. 200 million (Recurrent) from political parties fund.
1321		<b>Witness Protection Agency</b>	-	20,000,000	-	-	20,000,000	
1321		0615000 Witness Protection		20,000,000			20,000,000	Increase Ksh. 20 million (Recurrent) to enhance O&M.
2011		<b>Kenya National Commission on Human Rights</b>	-	18,000,000	-	-	18,000,000	

12/03/2025 15:52		SECOND SCHEDULE						
		LIAISON COMMITTEE FINANCIAL RECOMMENDATIONS						
Vote Code	Departmental Committee	VOTE/PROGRAMME CODES & TITLE	2024/2025 SUPPLEMENTARY No.2 ESTIMATES				Notes	
			Recurrent		Development			Net Change
			Reduction	Increase	Reduction	Increase		
2011		0616000 Protection and Promotion of Human Rights		18,000,000			18,000,000	Increase Ksh. 18 million (Recurrent) to support the Commission's core mandate of resolving human rights complaints, enhancing public awareness and understanding human rights.
2031		<b>Independent Electoral and Boundaries Commission</b>						
2031		0617000 Management of Electoral Processes						
2031		0618000 Delimitation of Electoral Boundaries						
2131		<b>Commission on Administrative Justice</b>		17,300,000			17,300,000	
2131		0731000 Promotion of Administrative Justice		17,300,000			17,300,000	Increase Ksh. 17.3 million (Recurrent) for O&M.
1261		<b>The Judiciary</b>		525,000,000	(55,000,000)		470,000,000	
1261		0610000 Dispensation of Justice		525,000,000	(55,000,000)		470,000,000	Reduce Ksh. 55 million (Development). Increase Ksh. 30 million (Recurrent) for recruitment of 110 interns. Increase Ksh. 25 million (Recurrent) for P.E. deficit. Increase Ksh. 420 million (Recurrent) for P.E. Increase Ksh. 50 million (Recurrent) for Judiciary Training Institute.
2051		<b>Judicial Service Commission</b>						
2051		0619000 Judicial Oversight						
13	LABOUR		(539,900,000)	336,460,000	(180,000,000)	618,440,000	235,000,000	
1184		<b>State Department for Labour</b>		156,460,000		158,440,000	314,900,000	
1184		0910000 General Administration Planning and Support Services						

12/03/2025 15:52		SECOND SCHEDULE						
		LIAISON COMMITTEE FINANCIAL RECOMMENDATIONS						
Vote Code	Departmental Committee	VOTE/PROGRAMME CODES & TITLE	2024/2025 SUPPLEMENTARY No.2 ESTIMATES				Notes	
			Recurrent		Development			Net Change
			Reduction	Increase	Reduction	Increase		
1184		0906000 Labour, Employment and Safety Services		156,460,000		51,440,000	207,900,000	Increase Ksh. 6.44 million (Development) for completion of Meru Labour Office. Increase Ksh. 45 million (Development) to facilitate settlement of pending bills certificates for construction of occupational safety health institute. Increase Ksh. 20 million (Recurrent) for National Employment Authority (NEA) for hosting internet connectivity system in Konza and ICTA and facilitate job fairs for overseas recruitment in counties.
								Increase Ksh. 15 million (Recurrent) to cater and facilitate posting of labour Attaché in Berlin Germany. Increase Ksh. 50 million (Recurrent) for upcoming activities and participation at the international labour organization conferences. Increase Ksh. 20 million (Recurrent) for finalization of critical labour mobility bilateral agreements. Increase Ksh. 51.46 million (Recurrent) for settling of pending bills to suppliers of goods and services.
1184		0907000 Manpower Development, Employment and Productivity Management				107,000,000	107,000,000	Increase Ksh. 100 million (Development) for counterpart funding to NYOTA. Increase Ksh. 7 million (Development) for upgrading of Kisumu Industrial Training Center.
1213		<b>State Department for Public Service</b>	<b>(268,000,000)</b>	<b>80,000,000</b>	<b>(180,000,000)</b>	<b>460,000,000</b>	<b>92,000,000</b>	
1213		0710000 Public Service Transformation	(203,000,000)	80,000,000	(180,000,000)	460,000,000	157,000,000	Increase Ksh. 50 million (Recurrent) to cover salary shortfalls for the Human Resources Management Professional Examination Board. Increase Ksh. 75 million (Development) for completion, equipping and operationalization of Huduma Center in Runyenjes. Increase Ksh. 100 million (Development) for Kenya School of Government to pay pending construction certificates for 1213100200 Tuition Complex at KSG-Matuga.

SECOND SCHEDULE

LIAISON COMMITTEE FINANCIAL RECOMMENDATIONS

2024/2025 SUPPLEMENTARY No.2 ESTIMATES

Vote Code	Departmental Committee	VOTE/PROGRAMME CODES & TITLE	2024/2025 SUPPLEMENTARY No.2 ESTIMATES					Notes
			Recurrent		Development		Net Change	
			Reduction	Increase	Reduction	Increase		
							Reduce Ksh. 55 million (Recurrent) from construction and civil works. Reduce Ksh. 85.5 million (Recurrent) from plant, specialised plant, Equipment and Machinery. Reduce Ksh. 40 million (Recurrent) from 2211300 other operating expenses. Reduce Ksh. 20 million (Recurrent) from Purchase of Vehicles. Reduce Ksh. 2.5 million (Recurrent) from domestic travel.	
							Increase Ksh. 30 million (Recurrent) for operationalization of huduma centers (Kibunja-10 million and Kitui-20 million). Increase Ksh. 285 million (Development) for KSG hostel rehabilitation. Redcue Ksh. 180 million (Development) from operationalization of Huduma Canters.	
1213		0709000 General Administration Planning and Support Services	(65,000,000)				(65,000,000)	Reduce Ksh. 35 million (Recurrent) from Printing, Advertising and Information Supplies and services. Reduce Ksh. 30 million (Recurrent) from other operating expenses-22113000.
2071		<b>Public Service Commission</b>	<b>(271,900,000)</b>				<b>(271,900,000)</b>	
2071		0725000 General Administration, Planning and Support Services	(177,600,000)				(177,600,000)	Reduce Ksh. 3 million (Recurrent) from Foreign travel and subsistence. Reduce Ksh. 129.6 million (Recurrent) from purchase of vehicles and other transport equipment. Reduce Ksh. 45 million (Recurrent) from Purchase of specialized plant equipment and machinery.

12/03/2025 15:52		SECOND SCHEDULE						
		LIAISON COMMITTEE FINANCIAL RECOMMENDATIONS						
Vote Code	Departmental Committee	VOTE/PROGRAMME CODES & TITLE	2024/2025 SUPPLEMENTARY No.2 ESTIMATES					Notes
			Recurrent		Development		Net Change	
			Reduction	Increase	Reduction	Increase		
2071		0726000 Human Resource management and Development	(94,300,000)				(94,300,000)	Reduce Ksh. 2.5 million (Recurrent) from printing, advertising and information supplies. Reduce Ksh. 86 million (Recurrent) from purchase of vehicles and other transport equipment. Reduce Ksh. 5.8 million (Recurrent) from purchase of furniture and general equipment.
2071		0727000 Governance and National Values					-	
2071		0744000 Performance and Productivity Management					-	
2071		075000 Administration of Quasi-Judicial Functions					-	
2081		<b>Salaries and Remuneration Commission</b>	-	100,000,000	-	-	100,000,000	
2081		0728000 Salaries and Remuneration Management		100,000,000			100,000,000	Increase Ksh. 100 million (Recurrent)
14	<b>LANDS</b>		-	-	-	-	-	
1112		<b>State Department for Lands and Physical Planning</b>	-	-	-	-	-	
1112		0101000 Land Policy and Planning					-	
1112		0121000 Land Information Management					-	
1112		0122000 General Administration, Planning and Support Services					-	
2021		<b>National Land Commission</b>	-	-	-	-	-	
2021		0116000 Land Administration and Management					-	
15	<b>REGIONAL DEVELOPMENT</b>		(242,250,000)	230,250,000	(150,000,000)	362,000,000	200,000,000	
1032		<b>State Department for Devolution</b>	(84,750,000)	142,750,000	-	-	58,000,000	
1032		0712000 Devolution Services	(84,750,000)	142,750,000			58,000,000	Reduce Ksh. 84.75 million (Recurrent) for Nairobi Rivers Commission. Increase Ksh. 42.75 million (Recurrent) for World Scout Parliamentary Union Secretariat. Increase Ksh.100 million (Recurrent) for IGTRC
1036		<b>State Department for ASALS &amp; Regional and Northern Corridor Development</b>	(157,500,000)	87,500,000	(150,000,000)	362,000,000	142,000,000	

12/03/2025 15:52		SECOND SCHEDULE						
		LIAISON COMMITTEE FINANCIAL RECOMMENDATIONS						
Vote Code	Departmental Committee	VOTE/PROGRAMME CODES & TITLE	2024/2025 SUPPLEMENTARY No.2 ESTIMATES					Notes
			Recurrent		Development		Net Change	
			Reduction	Increase	Reduction	Increase		
1036		0733000 Accelerated ASAL Development				60,000,000	60,000,000	Increase Ksh 60 million (Development) for NDMA(Gamalaga Sec Sch water pan-10 million, Rehabilitation of Karimani water pan-10 million, rehabilitation of Kotulpogh water pan-10 million, Amolem water pan-10 million, desilting of Jilango pan-Lagdera-10 million, Cheperen water pan rehabilitation -10 million)
1036		0743000 General Administration, Planning and Support Services		67,500,000	(100,000,000)		(32,500,000)	Reduce Ksh. 100 million (Development) from General Administrative ServiceDesk. Increase Ksh. 67.5 million (Recurrent) for Financial Management Services.
1036		1013000 Integrated Regional Development	(157,500,000)	20,000,000	(50,000,000)	302,000,000	114,500,000	Reduce Ksh. 37.5 million (Recurrent) from Relief and Rehabilitation. Reduce Ksh.30 million (Recurrent) from Conversation Department-Regional Development. Increase Ksh. 30 million (Development) for Ewaso Ngiro North Cathcment Riparian Conservation project ENNDA. Reduce Ksh.90 million (Recurrent) from purchase of rice padding mopping-LBDA. Increase Ksh. 20 million (Recurrent) for Rongo Bee Keeping Project. Increase Ksh. 70 million (Development) for construction of dykes in Nyando and Muhoroni-LBDA.

12/03/2025 15:52		SECOND SCHEDULE						
		LIAISON COMMITTEE FINANCIAL RECOMMENDATIONS						
Vote Code	Departmental Committee	VOTE/PROGRAMME CODES & TITLE	2024/2025 SUPPLEMENTARY No.2 ESTIMATES					Notes
			Recurrent		Development		Net Change	
			Reduction	Increase	Reduction	Increase		
							<p>Increase Ksh. 72 million (Development) for CDA, Kaltuma water pan-20 million and Gura village waterpan-20 million Kirutai borehole 10 million, Mwanda Kisangarinyi village water pan 22 million). Reduce Ksh. 30 million (Development) from KVDA-Etio Phase II water distribution Reduce Ksh. 5 million (Development) from KVDA-cherengany watershed conservation programme. Reduce Ksh. 10 million (Development) from KVDA-Mango Value Chain. Reduce Ksh. 5 million (Development) from the Lower Turkwel Irrigation Project. Increase Ksh. 10 million (Development) for construction of NTIIL borehole -KVDA Increase Ksh. 20 million (Development) for Lalwasokoria water pan. Increase Ksh. 100 million (Development) for yokot phase I</p>	
16	SOCIAL PROTECTION		(75,000,000)	95,000,000	(20,000,000)	-		
1185		State Department for Social Protection, Pensions & Senior Citizen Affairs	(75,000,000)	45,000,000	-	-	(30,000,000)	
1185		0908000 Social Development and Children Services	(75,000,000)	45,000,000			(30,000,000)	Reduce Ksh. 75 million (Recurrent) from community mobilization and development. Increase Ksh. 45 million (Recurrent) for Child Welfare Society for Kenya emergency food support.
1185		0909000 National Social Safety Net					-	
1185		0914000 General Administration, Planning and Support Services					-	
1212		State Department for Gender and Affirmative Action		10,000,000	(20,000,000)		(10,000,000)	
1212		0911000 Community Development			(20,000,000)		(20,000,000)	Reduce Ksh. 20 million (Development) from NGAAF.
1212		0912000 Gender Empowerment					-	

12/03/2025 15:52		SECOND SCHEDULE						
		LIAISON COMMITTEE FINANCIAL RECOMMENDATIONS						
Vote Code	Departmental Committee	VOTE/PROGRAMME CODES & TITLE	2024/2025 SUPPLEMENTARY No.2 ESTIMATES				Notes	
			Recurrent		Development			Net Change
			Reduction	Increase	Reduction	Increase		
1212		0913000 General Administration, Planning and Support Services		10,000,000			10,000,000	Increase Ksh. 10 million (Recurrent) for policy matters
1135		State Department for Youth Affairs and Creative Economy		40,000,000			40,000,000	
1135		0711000 Youth Empowerment Services					-	
1135		0748000 Youth Development Services		40,000,000			40,000,000	Increase Ksh. 40 million (Recurrent) for Kenya National Innovation Agency (KENIA).
1135		0749000 General Administration, Planning and Support Services					-	
2141		National Gender and Equality Commission					-	
2141		0621000 Promotion of Gender Equality and Freedom from Discrimination					-	
1213		State Department for Public Service					-	
1213		0747000 National Youth Service					-	
17	SPORTS AND CULTURE		(148,000,000)	148,000,000			-	
1132		State Department for Sports	(118,000,000)	10,000,000			(108,000,000)	
1132		0901000 Sports	(118,000,000)	10,000,000			(108,000,000)	Increase Ksh. 10 million (Recurrent) for Kenya Academy of Sports for P.E., contracted services and gratuity. Reduce Ksh. 40 million (Recurrent) from Sports Kenya. Reduce Ksh. 35 million (Recurrent) from Anti-Doping Agency of Kenya. Reduce Ksh. 43 million (Recurrent) from HQ administration Services.
1134		State Department for Culture and Heritage	(30,000,000)	85,000,000			55,000,000	
1134		0902000 Culture/ Heritage	(30,000,000)	20,000,000			(10,000,000)	Increase Ksh. 20 million (Recurrent) for National Heroes Council. Reduce Ksh. 30 million (Recurrent) from Bomas of Kenya.
1134		0903000 The Arts		22,000,000			22,000,000	Increase Ksh. 22 million (Recurrent) for Permanent Presidential Music Commission.

12/03/2025 15:52		SECOND SCHEDULE						
		LIAISON COMMITTEE FINANCIAL RECOMMENDATIONS						
Vote Code	Departmental Committee	VOTE/PROGRAMME CODES & TITLE	2024/2025 SUPPLEMENTARY No.2 ESTIMATES					Notes
			Recurrent		Development		Net Change	
			Reduction	Increase	Reduction	Increase		
1134		0904000 Library Services		43,000,000			43,000,000	Increase Ksh. 43. Million (Recurrent) for Kenya National Library Services to pay outstanding rent owed to the State Department for Sport.
1134		0905000 General Administration, Planning and Support Services					-	
1134		0916000 Public Records Management					-	
1135		State Department for Youth Affairs and Creative Economy	-	53,000,000	-	-	53,000,000	
1135		0221000 Film Development Services		53,000,000			53,000,000	Increase Ksh. 10 million (Recurrent) for Kenya Film Classification Board for P.E, contracted services, staff medical insurance, gratuity and rent. Increase Ksh. 20 million (Recurrent) for Kenya Film Commission for P.E, contracted services, staff medical insurance, gratuity and rent. Increase Ksh. 23 million (Recurrent) for Kenya Film School to purchase equipment and customize learning spaces.
18	TOURISM AND WILDLIFE		(900,000,000)	-	-	900,000,000	-	
1202		State Department for Tourism	(900,000,000)	-	-	250,000,000	(650,000,000)	
1202		0306000 Tourism Development and Promotion					-	
1202		0314000 Tourism Product Development and Diversification	(900,000,000)			250,000,000	(650,000,000)	Reduce Ksh. 900 million (Recurrent) from Tourism Promotion Fund (A in A). Increase Ksh. 200 million (Development) for protection and development of Mawe Tatu Heritage site in Kakamega (A in A). Increase Ksh. 50 million (Development) for Mumonyonzo Dam ecotourism project phase two in Kakamega (A in A).
1202		0315000 General Administration, Planning and Support Services					-	
1203		State Department for Wildlife	-	-	-	650,000,000	650,000,000	

12/03/2025 15:52		SECOND SCHEDULE						
		LIAISON COMMITTEE FINANCIAL RECOMMENDATIONS						
Vote Code	Departmental Committee	VOTE/PROGRAMME CODES & TITLE	2024/2025 SUPPLEMENTARY No.2 ESTIMATES				Notes	
			Recurrent		Development			Net Change
			Reduction	Increase	Reduction	Increase		
1203		1019000 Wildlife Conservation and Management				650,000,000	650,000,000	Increase Ksh. 250 million (Development) for construction and upgrading of Meru Mulika Airstrip-Bitumen Standards KWS (A in A). Increase Ksh. 200 million (Development) for installation of solar power back up CCTV camera for e-citizen revenue gates KWS-(A in A). Increase Ksh. 100 million (Development) for Support Acquisition of Enterprise Planning (ERP) software-KWS (A in A). Increase Ksh. 100 million (Development) for Jomo Kenyatta Beach Rejuvenation in Mombasa County -KWS (A in A).
19	TRADE, INDUSTRY AND COOPERATIVES		(2,500,000,000)	2,936,000,000	(1,180,000,000)	744,000,000		
1173		State Department for Cooperatives	(2,500,000,000)	104,600,000	-	314,000,000	(2,081,400,000)	
1173		0304000 Cooperative Development and Management	(2,500,000,000)	104,600,000		314,000,000	(2,081,400,000)	Reduce Ksh. 500 million (Recurrent) from New Kenya Planters Cooperatives Union. Reduce Ksh. 2 billion (Recurrent) from debt waiver. Increase Ksh. 17.6 million (Recurrent) for MUSCO taskforce. Increase Ksh. 43 million (Recurrent) for CS operations. Increase Ksh. 44 million (Recurrent) to settle pending bills. Increase Ksh. 229 million (Development) for 5 warehouse modernization. Increase Ksh. 65 million (Development) for PAVI Ginnery pending Bills. Increase Ksh. 20 million (Development) for Luanda Ginnery completion.
1174		State Department for Trade	-	2,306,000,000	-	-	2,306,000,000	
1174		0309000 Domestic Trade and Enterprise Development		1,700,000,000			1,700,000,000	Increase Ksh. 1.7 billion (Recurrent) to KNTC for financial obligation from edible oil and rice importation.
1174		0310000 Fair Trade Practices And Compliance of Standards						

12/03/2025 15:52		SECOND SCHEDULE						
		LIAISON COMMITTEE FINANCIAL RECOMMENDATIONS						
Vote Code	Departmental Committee	VOTE/PROGRAMME CODES & TITLE	2024/2025 SUPPLEMENTARY No.2 ESTIMATES				Notes	
			Recurrent		Development			Net Change
			Reduction	Increase	Reduction	Increase		
1174		0311000 International Trade Development and Promotion		556,000,000			556,000,000	Increase Ksh. 450 million (Recurrent) for Japan Expo 2025. Increase Ksh. 36 million (Recurrent) for KEPROBA P.E. Increase Ksh. 70 million (Recurrent) for COMESA summit.
1174		0312000 General Administration, Planning and Support Services		50,000,000			50,000,000	Increase Ksh. 50 million (Recurrent) for O&M.
1175		<b>State Department for Industry</b>	-	<b>262,400,000</b>	<b>(1,180,000,000)</b>	<b>80,000,000</b>	<b>(837,600,000)</b>	
1175		0301000 General Administration Planning and Support Services		62,400,000			62,400,000	Increase Ksh. 20 million (Recurrent) for O&M. Increase Ksh. 19.4 million (Recurrent) for rent. Increase Ksh. 10 million (Recurrent) for Industrial Audit Increase Ksh. 13 million (Recurrent) for CAIPS M&E.
1175		0320000 Industrial Promotion and Development		100,000,000	(1,180,000,000)		(1,080,000,000)	Reduce Ksh. 1 billion (Development) from CAIPs. Reduce Ksh. 180 million (Development) from Purchase of Elgeyo Marakwet land. Increase Ksh. 50 million (Recurrent) for KITI. Increase Ksh. 50 million (Recurrent) for KIRDI O&M.
1175		0321000 Standards and Quality Infrastructure & Research		100,000,000		80,000,000	180,000,000	Increase Ksh. 100 million (Recurrent) for KENAS. Increase Ksh. 80 million (Development) for KIEP.
1176		<b>State Department for Micro, Small and Medium Enterprises Development</b>	-	-	-	<b>350,000,000</b>	<b>350,000,000</b>	
1176		0316000 Promotion and Development of MSMEs				350,000,000	350,000,000	Increase Ksh. 200 million (Development) for CIDCS. Increase Ksh. 75 million (Development) for Center of Excellence. Increase Ksh. 75 million (Development) for cold storage facilities.
1176		0317000 Product and Market Development for MSMEs					-	
1176		0318000 Digitization and Financial Inclusion for MSMEs					-	

12/03/2025 15:52

## SECOND SCHEDULE

## LIAISON COMMITTEE FINANCIAL RECOMMENDATIONS

Vote Code	Departmental Committee	VOTE/PROGRAMME CODES & TITLE	2024/2025 SUPPLEMENTARY No.2 ESTIMATES				Notes	
			Recurrent		Development			Net Change
			Reduction	Increase	Reduction	Increase		
1176		0319000 General Administration, Planning and Support Services						
1177		State Department for Investment Promotion	-	263,000,000	-	-	263,000,000	
1177		0322000 Investment Development and Promotion		263,000,000			263,000,000	Increase Ksh. 83 million (Recurrent) for SEZA (23 million non-discretionary expense, 40 million for recruitment of staff 20 million for purchase of Vehicles. Increase Ksh. 80 million (Recurrent) for Ken Invest( 9 million non-discretionary expense, 21 million core mandate, 30 million National Investment council, 20 million investment conference). Increase Ksh. 100 million (Recurrent) for repairs of Athi River Textile hub (EPZA)
20	TRANSPORT AND INFRASTRUCTURE		280,000,000	50,000,000	(7,270,000,000)	13,190,000,000	6,250,000,000	
1091		State Department for Roads	-	-	(6,000,000,000)	10,110,000,000	4,110,000,000	
1091		0202000 Road Transport			(6,000,000,000)	10,110,000,000	4,110,000,000	Reduce Ksh. 2 billion (Development) from low-volume seal roads and other construction projects. Reduce Ksh. 4 billion (Development) from the Kenya Roads Board allocations from RMLF. Increase Ksh. 860 million (Development) for urban and rural low-volume seal roads spot improvements and payment of pending. Increase Ksh. 4 billion (Development) for the construction of critical roads and payment of pending bills. Increase Ksh. 4.6 billion (Development) for the construction of critical roads and payment of pending bills. Increase Ksh. 350 million (Development) for KERRA critical roads. Increase Ksh. 250 million (Development) for KURA critical roads. Increase Ksh. 50 million (Development) for critical roads

12/03/2025 15:52		SECOND SCHEDULE						
		LIAISON COMMITTEE FINANCIAL RECOMMENDATIONS						
Vote Code	Departmental Committee	VOTE/PROGRAMME CODES & TITLE	2024/2025 SUPPLEMENTARY No.2 ESTIMATES				Notes	
			Recurrent		Development			Net Change
			Reduction	Increase	Reduction	Increase		
1092		<b>State Department of Transport</b>	280,000,000	-	(700,000,000)	2,140,000,000	1,720,000,000	
1092		0201000 General Administration, Planning and Support Services	280,000,000				280,000,000	Increase Ksh. 100 million (Recurrent) for the State Department of Transport HQ for ICT upgrade and associated infrastructure. Increase Ksh. 130 million (Recurrent) for Nairobi Metropolitan Area Transport Authority (NAMATA) for salaries of newly recruited officers, purchase of furniture and equipment. Increase Ksh. 50 (Recurrent) for Lapsset Corridor Development Authority (LCDA).
1092		0203000 Rail Transport				2,140,000,000	2,140,000,000	Increase Ksh. 1,140 million (Development) for rehabilitation of Thika -Nanyuki meter gauge railway branch line. Increase Ksh. 1 billion (Development) for Nakuru Kisumu Butere
1092		0204000 Marine Transport			(700,000,000)		(700,000,000)	Reduce Ksh. 700 million (Development) from of Kisumu Port project.
1092		0205000 Air Transport					-	
1092		0216000 Road Safety					-	
1093		<b>State Department for Shipping and Maritime Affairs</b>	-	50,000,000	(570,000,000)	940,000,000	420,000,000	
1093		0219000 Shipping and Maritime Affairs		50,000,000	(570,000,000)	940,000,000	420,000,000	Reduce Ksh. 570 million (Development) from 1093100300: Multinational Lake Victoria Maritime Communication & Transport Project. Increase Ksh. 570 million (Development) for 1093100301: Kenya Lake Victoria Maritime Communication and Transport Project. Increase Ksh. 370 million (Development) for Bandari Maritime Academy (BMA) for payment of pending certificates for the Survival Training and Certification. Increase Ksh. 50 million (Recurrent) HQ O&M.
21	<b>BUDGET &amp; APPROPRIATIONS COMMITTEE</b>		(350,000,000)	1,770,000,000	-	200,000,000	1,620,000,000	
		Parliament	(350,000,000)	1,770,000,000	-	200,000,000	1,620,000,000	
2041		Parliamentary Service Commission	-	89,000,000	-	-	89,000,000	

12/03/2025 15:52		SECOND SCHEDULE						
		LIAISON COMMITTEE FINANCIAL RECOMMENDATIONS						
Vote Code	Departmental Committee	VOTE/PROGRAMME CODES & TITLE	2024/2025 SUPPLEMENTARY No.2 ESTIMATES				Notes	
			Recurrent		Development			Net Change
			Reduction	Increase	Reduction	Increase		
2041		0765000 General Administration Planning and Support Services		89,000,000			89,000,000	Increase Ksh. 89 million (Recurrent) for unfunded priorities.
2041		0766000 Human Resources Management and Development						
2042		<b>National Assembly</b>	<b>(350,000,000)</b>	<b>1,121,900,000</b>	<b>-</b>	<b>-</b>	<b>771,900,000</b>	
2042		0721000 National Legislation, representation and oversight	(350,000,000)	1,121,900,000			771,900,000	Reduce Ksh. 350 million (Recurrent) from Head 0002 item 2110314. Increase Ksh. 200 million (Recurrent) for Head 0001 item 2210400 Increase Ksh. 50 million (Recurrent) for Head 0001 item 2210700 Increase Ksh. 100 million (Recurrent) for Head 0002 item 2210400 Increase Ksh. 651.9 million (Recurrent) for unfunded priorities. Increase 120 million (Recurrent) for O&M
2043		<b>Parliamentary Joint Services</b>	<b>-</b>	<b>216,000,000</b>	<b>-</b>	<b>200,000,000</b>	<b>416,000,000</b>	
2043		0723000 General Administration, planning and support services		216,000,000		200,000,000	416,000,000	Increase Ksh. 216 million (Recurrent) for unfunded priorities. Increase Ksh. 200 million (Development) for Bunge Tower and ISMS
2043		0746000 Legislative Training Research & Knowledge Management						
2044		<b>Senate Affairs</b>	<b>-</b>	<b>343,100,000</b>	<b>-</b>	<b>-</b>	<b>343,100,000</b>	
2044		0767000 Senate Legislation and Oversight		214,500,000			214,500,000	Increase Ksh. 214.5 million (Recurrent) for unfunded priorities.
2044		0768000 Senate Representation, Liaison & Intergovernmental Relations		64,600,000			64,600,000	Increase Ksh. 64.6 million (Recurrent) for unfunded priorities.
2044		0769000 General Administration Planning and Support Services		64,000,000			64,000,000	Increase Ksh. 64 million (Recurrent) for unfunded priorities.
2111		<b>Auditor General</b>	<b>-</b>	<b>-</b>	<b>-</b>	<b>-</b>	<b>-</b>	
2111		0729000 Audit Services						
		<b>Total Expenditure</b>	<b>(15,976,650,000)</b>	<b>17,575,310,000</b>	<b>(16,817,000,000)</b>	<b>34,028,140,000</b>	<b>18,809,800,000</b>	

12/03/2025 15:52		SECOND SCHEDULE						
		LIAISON COMMITTEE FINANCIAL RECOMMENDATIONS						
Vote Code	Departmental Committee	VOTE/PROGRAMME CODES & TITLE	2024/2025 SUPPLEMENTARY No.2 ESTIMATES				Notes	
			Recurrent		Development			Net Change
			Reduction	Increase	Reduction	Increase		
		Parliament	(350,000,000)	1,770,000,000	-	200,000,000	1,620,000,000	
		Judiciary	-	525,000,000	(55,000,000)	-	470,000,000	
		Executive	(15,626,650,000)	15,280,310,000	(16,762,000,000)	33,828,140,000	16,719,800,000	
		O/W A in A					983,500,000	
		Total Net Expenditure					17,826,300,000	

*Boes*

**Third Schedule: Expenditure under Article 223 of the Constitution**

THIRD SCHEDULE : FY 2024/25 APPROVALS GRANTED UNDER ARTICLE 223 OF THE CONSTITUTION

Vote/Programme/Project/Item	Approved Additional		Total	Exchequer Disbursement	Disbursement Dates	Remarks	Committee recommendation
	Current	Capital					
1025 National Police Service	2,161,366,223	-	2,161,366,223	770,832,389	23/9/2024 & 28/10/2024 &		
0601000 Policing Services	2,161,366,223	-	2,161,366,223	770,832,389	27/11/2024, 2/11/2025, 24/11/2025, 25/11/2025	Multinational Security Support Mission to Haiti	Approved
Security Operations	2,161,366,223	-	2,161,366,223	770,832,389			
1026 State Department for Internal Security & National Administration	4,400,000,000	2,500,000,000	6,900,000,000	4,500,000,000			
0629000 General Administration and Support Services	4,400,000,000	2,500,000,000	6,900,000,000	4,500,000,000	27/11/2024, 10/12/2024 &		
Operations and Maintenance	4,400,000,000	2,500,000,000	6,900,000,000	2,000,000,000	20/12/2024		Approved
Police Modernization	2,500,000,000	-	2,500,000,000	2,500,000,000			
1036 State Department for the ASALs and Regional Development	3,600,000,000	150,000,000	3,750,000,000	2,558,553,594	28/10/2024, 6/11/2024, 13/11/2024, 2/12/2024, 16/12/2024 &		
0733000 Accelerated ASAL Development	3,600,000,000	150,000,000	3,750,000,000	2,558,553,594	20/12/2024, 24/12/2024, 8/1/2025, 9/1/2025	Drought Related Intervention	Approved
Transfer(Relief) & Operations and Maintenance	3,600,000,000	-	3,600,000,000	2,558,553,594			
1065 State Department for Higher Education and Research	1,500,000,000	-	1,500,000,000	500,000,000			
0504000 University Education	1,500,000,000	-	1,500,000,000	500,000,000		Moi University- Shortfall in Personnel Emolument & Operations & Maintenance	Approved
Current Grants to Government Agencies and other Levels of Government	1,500,000,000	-	1,500,000,000	500,000,000	14/1/2025		Approved
1072 State Department for Economic Planning	-	2,300,000,000	2,300,000,000	2,300,000,000			
0707000 National Statistical Information Services	-	2,300,000,000	2,300,000,000	2,300,000,000			
Ke-Eastern Africa Regional Statistics Program for Results	-	2,300,000,000	2,300,000,000	2,300,000,000	1/10/2024		Approved
1083 State Department for Public Health and Professional Standards	3,495,000,000	-	3,495,000,000	1,750,000,000			
0412000 General Administration	1,750,000,000	-	1,750,000,000	1,750,000,000		Salary Arrears accrued by the Medical Officers both in the National and County Governments	Approved
Current Transfers to Other Levels of Government	1,750,000,000	-	1,750,000,000	1,750,000,000	12/24/2024		Approved
1091 State Department for Roads	-	18,940,000,000	18,940,000,000	8,000,000,000			
0202000 Road Transport	-	18,940,000,000	18,940,000,000	8,000,000,000			
Roads Construction	-	18,940,000,000	18,940,000,000	8,000,000,000	18/12/2024		Approved
1123 State Department for Broadcasting & Telecommunications	627,692,112	-	627,692,112	354,395,739			
0208000 Information and Communication Services	627,692,112	-	627,692,112	354,395,739		Pending Bills under Government Advertising Agency	Approved
Advertising, Awareness and Publicity Campaigns	627,692,112	-	627,692,112	354,395,739.0	20/12/2024		Approved
Consolidated Fund Services	19,685,136,690	-	19,685,136,690	19,685,136,690			
Guaranteed Debt	19,685,136,690	-	19,685,136,690	19,685,136,690	12/31/2024		Approved
<b>Total</b>	<b>44,428,792,550</b>	<b>43,737,880,803</b>	<b>88,166,673,354</b>	<b>40,418,918,412</b>			

## **I.24 Fourth Schedule: Unfunded Priority Areas**

## Fourth Schedule: Unfunded Requests

FOURTH SCHEDULE: UNFUNDED PRIORITY AREAS

Vote Code	Departmental Committee	VOTE/PROGRAMME CODES & TITLE	Additional Requests by Departmental Committees			Notes
			Gross Current	Gross Development	Gross Total	
1	ADMINISTRATION & INTERNAL AFFAIRS		12,658,200,000	-	12,658,200,000	
1011		Office of the President	1,400,200,000	-	1,400,200,000	
1011		0603000 Government Printing Services	100,000,000		100,000,000	Additional Ksh. 100 million (RECCURENT) for Supplies for Production and Maintenance of Plant, Machinery and Equipment (including lifts)-Repairs of printing machines

1011		0701000 General Administration Planning and Support Services	1,200,200,000		1,200,200,000	Additional Ksh. 300 million (RECCURENT) for Kenya International Boundary Office for boundary re-affirmation activities. Additional Ksh. 150 million (RECCURENT) for pending bills carryovers. Additional Ksh. 100 million (RECCURENT) to support the operations of the National Security Council Committee in FY2024/25. Additional Ksh. 170 million (RECCURENT) for Commission of Inquiry, Tribunals and Selection Panel for PSC Commissioners for operations. Additional Ksh. 80 million (RECCURENT) required to operationalize the National Lottery Board board and kick start its operations. Additional Ksh. 100 million (RECCURENT) for Purchase of Motor Vehicle for Office of the Chief of Staff and Head of the Public Service. Additional Ksh. 63.2 million (RECCURENT) to Department of Audit, Legal and Regulatory Compliance (ALRC) for the Zero fault audit across government. Additional Ksh. 50 million (RECCURENT) to Betting Control and Licensing Board to facilitate collection of taxes and revenues (fees) from gaming and betting activities. Additional Ksh. 60 million (RECCURENT) to Inspectorate of State Corporations for office space, purchase of furniture and office equipment and office partitioning. Additional Ksh. 47 million (RECCURENT) to State Corporations Advisory Committee(SCAC) for payment of board allowances and for reviewing the Code of Governance for State Corporations (Mwongozo) and Parastatals Reforms. Additional Ksh. 30 million (RECCURENT) for Development of electronic Power of Mercy petitions.
1011		0703000 Government Advisory Services				
1011		0770000 Leadership and Coordination of Government Services	100,000,000		100,000,000	Additional Ksh. 100 million (RECCURENT) for digitization of government services through the smart government unit and in line with the BETA Plan
1012		Office of the Deputy President	-	-	-	-
		0734000 Deputy President Services				
1013		Office of the Prime Cabinet Secretary	-	-	-	-

1013		0755000 Government Coordination and Supervision				-
1014		<b>State Department for Parliamentary Affairs</b>	-	-	-	-
1014		0759000 Parliamentary Liaison and Legislative Affairs				-
1014		0760000 Policy Coordination and Strategy				-
1014		0761000 General Administration, Planning and Support Services				-
1015		<b>State Department for Performance and Delivery Management</b>	-	-	-	-
1015		0762000 Public Service Performance Management and Delivery Services				-
1015		0764000 General Administration, Planning and Support Services				-
1015		0772000 Service Delivery Management				-
1015		0773000 Coordination and Supervision of Government				-
1016		<b>State Department for Cabinet Affairs</b>	-	-	-	-
1016		0758000 Cabinet Affairs Services				-
1017		<b>State House Affairs</b>	-	-	-	-
		0704000 State House Affairs				-
1024		<b>State Department for Immigration and Citizen Services</b>	-	-	-	-
1024		0605000 Migration & Citizen Services				-
1024		0626000 Population Management Services				-
1024		0631000 General Administration and Planning				-
1025		<b>National Police Service</b>	11,000,000,000	-	11,000,000,000	-

1025		0601000 Policing Services	11,000,000,000		11,000,000,000	Additional Ksh. 800million (RECCURENT) for Multi agency security operations..Additional Ksh. 500 million (RECCURENT) for security operations at the HQs.Additional Ksh. 6.7 billion (RECCURENT) for police insurance.Additional Ksh. 2 billion (RECCURENT) for purchase of ICT equipments. Additional Ksh. 1 billion (RECCURENT) for Forensic Laboratory Operations.
1026		State Department for Internal Security & National Administration	258,000,000	-	258,000,000	
1026		0629000 General Administration and Support Services	258,000,000		258,000,000	Additional Ksh. 258 million (RECCURENT) for Operationaliization of newly gazetted administrative units
1026		0630000 Policy Coordination Services			-	
1026		0632000 National Government Field Administration Services			-	
2101		National Police Service Commission		-	-	
2101		0620000 National Police Service Human Resource Management			-	
2151		Independent Policing Oversight Authority		-	-	
2151		0622000 Policing Oversight Services			-	
2	AGRICULTURE AND LIVESTOCK		9,265,000,000	20,570,000,000	29,835,000,000	
1162		State Department for Livestock Development	4,681,000,000	1,250,000,000	5,931,000,000	

1162		0112000 Livestock Resources Management and Development	4,681,000,000	1,250,000,000	5,931,000,000	Additional Ksh. 384million (RECCURENT) for policy research and development of Livestock masterplan. Additional Ksh. 97 million (RECCURENT) for Kenya Veterinary Board for execution of their mandate. Additional Ksh. 200 million (RECCURENT) for National Livestock Development Promotion Services for Operations. Additional Ksh. 4 billion (RECCURENT) for Halal Court Award. Additional Ksh. 700 million (DEVELOPMENT) for purchasing milk coolers under livestock value chain support project. Additional Ksh. 150 million (DEVELOPMENT) for modernization of foot and mouth Disease laboratory. Additional Ksh. 400 million (DEVELOPMENT) for Kenanie Leather Industrial park
1169		State Department for Agriculture	4,584,000,000	19,320,000,000	23,904,000,000	
1169		0107000 General Administration Planning and Support Services	4,584,000,000	920,000,000	5,504,000,000	Additional Ksh. 4.5 billion (RECCURENT) for sugar reform. Additional Ksh. 800 million (DEVELOPMENT) for maintenance of the 4 public sugar factories. Additional Ksh. 120 million (DEVELOPMENT) for mechanization of Agriculture Development (ADC) to increase seeds production.
1169		0108000 Crop Development and Management		18,400,000,000	18,400,000,000	Additional Ksh. 13 billion (DEVELOPMENT) for fertilizer subsidy programme. Additional Ksh 2.4 billion (DEVELOPMENT) for Tea Reforms. Additional Ksh. 1 billion (DEVELOPMENT) for MSMEs agricultural credit. Additional Ksh. 2 billion (DEVELOPMENT) for strategic food reserve
1169		0109000 Agribusiness and Information Management			-	
1169		0120000 Agricultural Research & Development			-	
3	BLUE ECONOMY & IRRIGATION		1,057,300,000	10,860,000,000	11,917,300,000	

1104		<b>State Department for Irrigation</b>	<b>756,000,000</b>	<b>5,100,000,000</b>	<b>5,856,000,000</b>	
1104		1014000 Irrigation and Land Reclamation	306,000,000	3,200,000,000	3,506,000,000	<b>Additional Ksh.306 million (RECCURENT)</b> to NIA for O&M. <b>Additional Ksh. 1 billion (DEVELOPMENT)</b> for Household irrigation water harvesting project under presidential directive. <b>Additional Ksh. 900 million (DEVELOPMENT)</b> for drought resilience programme in Northern Kenya to support livelihoods of ASALs. <b>Additional Ksh. 300 million (DEVELOPMENT)</b> for lower Kuja Irrigation scheme. <b>Additional Ksh. 1 billion (DEVELOPMENT)</b> for national Expanded irrigation programme under the presidential directive.
1104		1015000 Water Storage and Flood Control	270,000,000	1,900,000,000	2,170,000,000	<b>Additional Ksh. 270 million (RECCURENT)</b> to National Water Harvesting Authority for O&M. <b>Additional Ksh. 1 billion (DEVELOPMENT)</b> to Soin-Koru dam to cater for pending bills of Ksh. 899 million and the balance for resettlement action plan that requires Ksh. 3 billion. <b>Additional Ksh. 500 million (DEVELOPMENT)</b> to UMMA dam to cater for funding shortfalls. <b>Additional Ksh. 400 million (DEVELOPMENT)</b> for flood controls works that have stalled due to funding constraints.
1104		1022000 Water Harvesting and Storage for Irrigation				
1104		1023000 General Administration, Planning and Support Services	180,000,000		180,000,000	<b>Additional Ksh. 180 million (RECCURENT)</b> to headquarters for O&M
1109		<b>State Department for Water &amp; Sanitation</b>	-	<b>4,760,000,000</b>	<b>4,760,000,000</b>	
1109		1001000 General Administration, Planning and Support Services		1,000,000,000	1,000,000,000	<b>Additional Ksh. 1 billion (DEVELOPMENT)</b> to cater for pending bills in the modernization of KEWI ifrastructure Phase I
1109		1004000 Water Resources Management				

1109		1017000 Water and Sewerage Infrastructure Development		3,760,000,000	3,760,000,000	Additional Ksh. 460 million (DEVELOPMENT) for Alupe Dam and water supply. Additional Ksh. 250 million (DEVELOPMENT) for Sosiani- Kosachei water project. Additional Ksh.250 million (DEVELOPMENT) to Ziwa-Sirikwa water project. Additional Ksh. 300 million (DEVELOPMENT) for Kilgoris- Lolgorian water supply system Phase II. Additional Ksh. 500 million (DEVELOPMENT) for Water for schools programmes. Additional Ksh. 1 billion (DEVELOPMENT) for National Water Harvesting and Ground Water Exploitation. Additional Ksh. 1 billion (DEVELOPMENT) for Northern Water works Development Agency.
1166		State Department for Blue Economy and Fisheries	301,300,000	1,000,000,000	1,301,300,000	
1166		0111000 Fisheries Development and Management	301,300,000		301,300,000	Additional Ksh. 301.3 million (RECCURENT) for RV Mtafiti KEMFRI
1166		0117000 General Administration, Planning and Support Services			-	
1166		0118000 Development and Coordination of the Blue Economy		1,000,000,000	1,000,000,000	Additional Ksh.1 billion (DEVELOPMENT) for the completion of phase I of Liwatoni Ultra-Modern Fish Hub.
4	COMMUNICATION, INFORMATION & INNOVATION		245,000,000	321,000,000	566,000,000	
1122		State Department for Information Communication and Technology & Innovation		321,000,000	321,000,000	
1122		0207000 General Administration Planning and Support Services			-	
1122		0210000 ICT Infrastructure Development		321,000,000	321,000,000	Additional Ksh.321 million (DEVELOPMENT) for internet services, provision of alternative sustainable power solutions and for maintenance of the existing installation of public wifi
1122		0217000 E-Government Services			-	

1123		State Department for Broadcasting & Telecommunications	245,000,000	-	245,000,000	
1123		0207000 General Administration Planning and Support Services			-	
1123		0208000 Information and Communication Services	245,000,000		245,000,000	Additional Ksh.245 million (RECCURENT) for equipping 7 media and ICT hubs in Kisumu, Busia, Kisii, Eldoret, Nakuru, Meru and Tharaka.
1123		0209000 Mass Media Skills Development			-	
5		DEFENCE, INTELLIGENCE AND FOREIGN RELATIONS	22,180,000,000	-	22,180,000,000	
1041		Ministry of Defence	21,860,000,000	-	21,860,000,000	
1041		0801000 Defence	21,760,000,000		21,760,000,000	Additional Ksh.16.5 billion (RECCURENT) for pending bills from FY 2023/24. Additional Ksh.5 billion (RECCURENT) for fundiing requirement for UN mission in Somalia (AUSSOM ).Additional Ksh. 260 million (RECCURENT) for Kenya Meat Commision for Export certification.
1041		0802000 Civil Aid			-	
1041		0803000 General Administration, Planning and Support Services	100,000,000		100,000,000	Additional Ksh. 100 million (RECCURENT) for operations and maintenance budget for civillian staff
1041		0805000000 National Space Management			-	
1053		State Department for Foreign Affairs	-	-	-	
1053		0714000 General Administration Planning and Support Services			-	
1053		0715000 Foreign Relation and Diplomacy			-	
1053		0741000 Economic and Commercial Diplomacy			-	

1053		0742000 Foreign Policy Research, Capacity Development and Technical Cooperation			-	
1054		<b>State Department for Diaspora Affairs</b>	120,000,000	-	120,000,000	
1054		0752000 Management of Diaspora and Consular Affairs	120,000,000		120,000,000	<b>Additional Ksh. 120 million (RECCURENT)</b> for evacuation and welfare facility to cater for repatriation and evacuation of Kenyans in distress from Lebanon, Thailand and DRC
1221		<b>State Department for East African Community</b>	200,000,000	-	200,000,000	
1221		0305000 East African Affairs and Regional Integration	200,000,000		200,000,000	<b>Additional Ksh. 200 million (RECCURENT)</b> for EAC Chairmanship meetings, Council and EAC head of States summit and a high level Infrastructure retreat and EAC MSMEs trade Fair.
1281		<b>National Intelligence Service</b>	-	-	-	
1281		0804000 National Security Intelligence			-	
6	<b>EDUCATION AND RESEARCH</b>		-	1,620,000,000	1,620,000,000	
1064		<b>State Department for Vocational and Technical Training</b>	-	-	-	
1064		0505000 Technical Vocational Education and Training			-	
1064		0507000 Youth Training and Development			-	
1064		0508000 General Administration, Planning and Support Services			-	
1065		<b>State Department for Higher Education &amp; Research</b>	-	1,620,000,000	1,620,000,000	

1065		0504000 University Education		1,620,000,000	1,620,000,000	<p><b>Additional Ksh. 1.62 billion (DEVELOPMENT)</b> for the following projects.i) Establishment of a new Kaimosi University- Kshs 50 Million</p> <p>ii) University of Eldoret- Construction of Engineering complex – Kshs 100 Million;</p> <p>iii) Machakos University- Construction of a tuition block- Kshs 50 Million</p> <p>iv) South Eastern Kenya University- Construction of Administration Block-Ksh. 50 million</p> <p>v) Tharaka University- Construction of Library – Kshs 50 Million;</p> <p>vi) Meru University- construction of engineering- Kshs 50 Million</p> <p>vii) Maseno University- Tuition and administration block- Kshs 70 Million</p> <p>viii) Karatina University- construction of library- Kshs 50 Million</p> <p>ix) Masinde Muliro University- Construction engineering and TVET complex-Ksh. 50 million.</p> <p>x) Pwani University- expansion of school of humanities and social sciences building- Ksh. 50 million.</p> <p>xi) Garrisaa University- Construction of library-Ksh. 50 million.</p> <p>xii) Government sponsored students in Private Universities- Kshs 1 Billion</p>
1065		0506000 Research, Science, Technology and Innovation			-	
1065		0508000 General Administration, Planning and Support Services			-	
1066		<b>State Department for Basic Education</b>			-	
1066		0501000 Primary Education			-	
1066		0502000 Secondary Education			-	
1066		0503000 Quality Assurance and Standards			-	

1066		0508000 General Administration, Planning and Support Services				-
2091		<b>Teachers Service Commission</b>	-	-	-	-
2091		0509000 Teacher Resource Management				-
2091		0510000 Governance and Standards				-
2091		0511000 General Administration, Planning and Support Services				-
7	<b>ENERGY</b>		-	500,000,000	500,000,000	
1152		<b>State Department for Energy</b>	-	500,000,000	500,000,000	
1152		0211000 General Administration Planning and Support Services				-
1152		0212000 Power Generation				-
1152		0213000 Power Transmission and Distribution		500,000,000	500,000,000	Additional Ksh. 200 million (DEVELOPMENT) for public facilities electrification. Additional Ksh. 200 million (DEVELOPMENT) for transformer installation in constituencies prjoect. Additional Ksh.100 million (DEVELOPMENT) for street lighting project
1152		0214000 Alternative Energy Technologies				-
1193		<b>State Department for Petroleum</b>	-	-	-	-
1193		0215000 Exploration and Distribution of Oil and Gas				-
8	<b>ENVIRONMENT, FORESTRY AND MINING</b>		1,253,500,000	2,780,500,000	4,034,000,000	
1331		<b>State Department for Environment and Climate Change</b>	1,106,500,000	1,168,000,000	2,274,500,000	

1331		1002000 Environment Management and Protection	924,000,000	340,000,000	1,264,000,000	Additional Ksh. 124 million (RECCURENT) to National Environment Trust Fund for shortfalls in Personnel Emoluments. Reinstatement Ksh.800 million (RECCURENT) to NEMA. Additional Ksh. 100 million (DEVELOPMENT) for National Solid Waste management in counties. public facilities electrification. Additional Ksh. 100 million (DEVELOPMENT) for Plastic Waste and pollution control. Additional Ksh.140 million (DEVELOPMENT) for implementation of National Climate Change Action Plan
1331		1010000 General Administration, Planning and Support Services	12,500,000	428,000,000	440,500,000	Additional Ksh. 12.5 million (RECCURENT) and Additional Ksh. 428 million (DEVELOPMENT) for the state department pending bills.
1331		1012000 Meteorological Services	170,000,000	400,000,000	570,000,000	Additional Ksh. 170 million (RECCURENT) to Kenya Meteorological Department (KMD) for operations and maintenance. Additional Ksh. 400 million (DEVELOPMENT) for Weather Radar Surveillance Network modernization.
1331		1018000 Forests Management and Water Towers Conservation			-	
1192		<b>State Department for Mining</b>	<b>147,000,000</b>	<b>640,500,000</b>	<b>787,500,000</b>	
1192		1007000 General Administration Planning and Support Services			-	
1192		1009000 Mineral Resources Management	61,000,000	181,500,000	242,500,000	Additional Ksh. 38 million (RECCURENT) for O&M budget for Regional Offices. Additional Ksh. 23 million (RECCURENT) to facilitate Artisanal Mining Committee expenses. Additional Ksh. 181.5 million (DEVELOPMENT) for digitization of Mining Services

1192		1021000 Geological Survey and Geoinformation Management	86,000,000	459,000,000	545,000,000	Additional Ksh. 36 million (RECCURENT) for Mineral Exploration activities. Additional Ksh. 50 million (RECCURENT) for pending bills of Laboratory Materials and small equipment supplies. Additional Ksh. 220 million (DEVELOPMENT) for equipping regional laboratories. Additional Ksh. 239 million (DEVELOPMENT) for ground truthing and mineral Exploration
1332		1332 State Department for Forestry	-	972,000,000	972,000,000	
1332		1018000 Forests Development, Management and Conservation		972,000,000	972,000,000	Additional Ksh. 500 million (DEVELOPMENT) for Tree growing campaign and rangeland restoration project under-BETA plan. Additional Ksh. 200 million (DEVELOPMENT) for for Green Zone Development Support Project Phase II. Additional Ksh. 272 million (DEVELOPMENT) for Capacity development for modern Technology in Forest Fire Management.
1332		1024000 Agroforestry and Commercial Forestry Development			-	
1332		1025000 General Administration, Planning and Support Services			-	
9	FINANCE AND NATIONAL PLANNING		-	-	-	
1071		The National Treasury	-	-	-	
1071		0717000 General Administration Planning and Support Services			-	
1071		0718000 Public Financial Management			-	
1071		0719000 Economic and Financial Policy Formulation and Management			-	
1071		0720000 Market Competition			-	
1072		State Department for Economic Planning	-	-	-	

1072		0710000 Public Service Transformation				-
1072		07710000 Monitoring and Evaluation Services				-
1072		0706000 Economic Policy and National Planning				-
1072		0707000 National Statistical Information Services				-
1072		0709000 General Administration Planning and Support Services				-
2061		<b>The Commission on Revenue Allocation</b>				-
2061		0737000 Inter-Governmental Transfers and Financial Matters				-
2121		<b>Office of the Controller of Budget</b>				-
2121		0730000 Control and Management of Public finances				-
10	HEALTH		109,884,981,217	3,546,643,887	113,431,625,104	
1082		<b>State Department for Medical Services</b>	100,852,000,000	500,000,000	101,352,000,000	
1082		0402000 National Referral & Specialized Services	98,110,000,000		98,110,000,000	<b>Additional Ksh. 2,097 million (RECCURENT)</b> to MRTH to cater for unpaid obligation and MTRH staff Pension scheme. <b>Additional Ksh. 1,098 million (RECCURENT)</b> to KEMRI to cater for affordable housing levy, Pension scheme and pending court order claims. <b>Additional Ksh. 15 million (RECCURENT)</b> to KNH and Mwai Kibaki Hospital for board expenses. <b>Additional Ksh. 94.9 billion (RECCURENT)</b> to Digital Health Agency for developing its new HR instruments.

1082		0410000 Curative & Reproductive Maternal New Born Child Adolescent Health RMNCAH	50,000,000	500,000,000	550,000,000	<b>Additional Ksh. 50 million (RECURRENT)</b> to National Syndemic Diseases Control council for assessment of the impact of the US government directive on USAID funded programmes. <b>Reinstatement of Ksh. 500 million (DEVELOPMENT)</b> for vaccines programme rationalized in supplementary 1 of FY 24/25.
1082		0411000 Health Research and Innovations	2,000,000,000		2,000,000,000	<b>Additional Ksh. 2 billion (RECCURENT)</b> to KMTC for shortfalls in PE.
1082		0412000 General Administration	692,000,000		692,000,000	<b>Additional Ksh. 692 million (RECCURENT)</b> to headquaters for O&M, training, and legal fees for SHIF act high court cases.
1083		<b>State Department for Public Health and Professional Standards</b>	<b>9,032,981,217</b>	<b>3,046,643,887</b>	<b>12,079,625,104</b>	

1083		0406000 Preventive and Promotive Health Services	4,088,968,871	1,030,963,887	5,119,932,758	<p><b>Additional Ksh.49.5million (DEVELOPMENT)</b> for Public Participation Project. <b>Additional Ksh.100 million (DEVELOPMENT)</b> for Central Radioactive Waste Processing Facilities at KNRA. <b>Additional Ksh.481.5 million (DEVELOPMENT)</b> for Epuka Uchafu Linda Afya Nyumbani Project. <b>Additional Ksh. 300 million (RECCURENT)</b> for Procurement of Anti TB Drugs Not Covered under the Global Fund TB Programme. <b>Additional Ksh.70 million (DEVELOPMENT)</b> for Clinical Waste Disposal System. <b>Additional Ksh.30 million (RECCURENT)</b> for Dietetics Services Improvement. <b>Additional Ksh 50 million (RECCURENT)</b> for Neglected Diseases. <b>Additional Ksh.500 million (RECCURENT)</b> for Scaling Up of Integrated Management of acute Malnutrition (IMAM) Programme. <b>Additional Ksh.300 million (RECCURENT)</b>for National Public Health Institute PE shortfalls. <b>Additional Ksh.40 million (RECCURENT)</b> for Tobacco Control Board. <b>Additional Ksh.460 million (RECCURENT)</b> for support to Port Health Services. <b>Additional Ksh.445 million (RECCURENT)</b> for Health Promotion and Education. <b>Additional Ksh.1.2 billion (RECCURENT)</b> for National Emergency and Preparedness. <b>Additional Ksh.340 million (RECCURENT)</b> for Disease Surveillance. <b>Additional Ksh.236.7 million (RECCURENT)</b> for Environmental Health &amp; Sanitation. <b>Additional Ksh.500 million (RECCURENT)</b> for Coordination of the Establishment of 315 Primary Healthcare Networks</p> <p>500 620 000</p>
------	--	--	---------------	---------------	---------------	--

1083	0407000 Health resources development and Innovation	1,105,670,842	1,974,500,000	3,080,170,842	<p><b>Additional Ksh. 500 million (RECCURENT)</b> for Operationalization of the Kenya Health Human Resource Advisory Council (KHHRAC). <b>Additional Ksh. 205.6 million (RECCURENT)</b> for Health Sector Research and Development.. <b>Additional Ksh. 400 million (RECCURENT)</b> for Personnel Emoluments for the teaching staff at KMTC. <b>Additional Ksh. 614.5 million (DEVELOPMENT)</b> for Construction of Tuition Blocks and Laboratories at KMTC. <b>Additional Ksh. 500 million (DEVELOPMENT)</b> for Equipping of Laboratories &amp; Classrooms at KMTC. <b>Additional Ksh. 60 million (DEVELOPMENT)</b> for Infrastructure upgrade at KIPRE. <b>Additional Ksh. 500 million (DEVELOPMENT)</b> for Development of Human Vaccine at Kenya Institute of Primate Research . <b>Additional Ksh. 300 million (RECCURENT)</b> for Establishment of Research Fund at Kenya Institute of Primate Research.</p>
------	---	---------------	---------------	---------------	---

1083		0408000 Health Policy, Standards and Regulations	739,000,000	41,180,000	780,180,000	<p><b>Additional Ksh. 206 million (RECCURENT)</b> for Pharmacy and Poisons Board to engage officers whose contract were supported by the world bank and has so far lapsed. <b>Additional Ksh. 235 million (RECCURENT)</b> for National Laboratories Services. <b>Additional Ksh. 218 million (RECCURENT)</b> for National Quality Control Laboratories. <b>Additional Ksh. 50 million (RECCURENT)</b> for Support to Clinical Officers Council-Government of Kenya. <b>Additional Ksh. 30 million (RECCURENT)</b> for Support to Counsellors and Psychologists Board. <b>Additional Ksh. 41.1 million (DEVELOPMENT)</b> for Construction of Examination Centre-KMPDC.</p>
1083		0412000 General Administration	3,099,341,504		3,099,341,504	<p><b>Additional Ksh. 200 million (RECCURENT)</b> for Headquarters Administrative costs. <b>Additional Ksh. 1.5 billion (RECCURENT)</b> to cater for Salary shortfall for Medical Interns. <b>Additional Ksh. 751 million (RECCURENT)</b> for CHPs administrative costs. <b>Additional Ksh. 250 million (RECCURENT)</b> for School Health Programme. <b>Additional Ksh. 180 million (RECCURENT)</b> for Legal Fees to cater for the ongoing Court Cases on the issues surrounding the Medical Interns. <b>Additional Ksh. 156 million (RECCURENT)</b> for Support to the State Department Administration Directorate. <b>Additional Ksh. 70 million (RECCURENT)</b> for Coordination of Intergovernmental Consultations.</p>

11	HOUSING, URBAN PLANNING & PUBLIC WORKS		80,000,000	302,000,000	382,000,000	
1094		State Department for Housing and Urban Development	-	-	-	
1094		0102000 Housing Development and Human Settlement			-	
1094		0105000 Urban and Metropolitan Development			-	
1094		0106000 General Administration Planning and Support Services			-	
1095		State for Public Works	80,000,000	302,000,000	382,000,000	
1095		0103000 Government Buildings			-	
1095		0104000 Coastline Infrastructure and Pedestrian Access		302,000,000	302,000,000	Additional Ksh. 302 million (DEVELOPMENT) for settlement of pending certificates for 13 completed coastline infrastructure and pedestrian projects.
1095		0106000 General Administration Planning and Support Services			-	
1095		0218000 Regulation and Development of the Construction Industry	80,000,000		80,000,000	Additional Ksh. 80 million (RECCURENT) on account of AiA enhancement for National Construction Authority
12	JUSTICE AND LEGAL AFFAIRS COMMITTEE		-	-	-	
1023		State Department for Correctional Services	-	-	-	
1023		0623000 General Administration, Planning and Support Services			-	
1023		0627000 Prison Services			-	
1023		0628000 Probation & After Care Services			-	
1252		State Law Office	-	-	-	
1252		0606000 Legal Services			-	
1252		0607000 Governance, Legal Training and Constitutional Affairs			-	

1252		0609000 General Administration, Planning and Support Services				-
1271		<b>Ethics and Anti-Corruption Commission</b>				-
1271		0611000 Ethics and Anti-Corruption				-
1291		<b>Office of the Director of Public Prosecutions</b>				-
1291		0612000 Public Prosecution Services				-
1311		<b>Office of the Registrar of Political Parties</b>				-
1311		0614000 Registration, Regulation and Funding of Political Parties				-
1321		<b>Witness Protection Agency</b>				-
1321		0615000 Witness Protection				-
2011		<b>Kenya National Commission on Human Rights</b>				-
2011		0616000 Protection and Promotion of Human Rights				-
2031		<b>Independent Electoral and Boundaries Commission</b>				-
2031		0617000 Management of Electoral Processes				-
2031		0618000 Delimitation of Electoral Boundaries				-
2131		<b>Commission on Administrative Justice</b>				-
2131		0731000 Promotion of Administrative Justice				-
1261		<b>The Judiciary</b>				-
1261		0610000 Dispensation of Justice				-
2051		<b>Judicial Service Commission</b>				-
2051		0619000 Judicial Oversight				-
13	<b>LABOUR</b>					-
1184		<b>State Department for Labour</b>				-
1184		0910000 General Administration Planning and Support Services				-

1184		0906000 Labour, Employment and Safety Services				-
1184		0907000 Manpower Development, Employment and Productivity Management				-
1213		<b>State Department for Public Service</b>	-	-	-	-
1213		0710000 Public Service Transformation				-
1213		0709000 General Administration Planning and Support Services				-
2071		<b>Public Service Commission</b>	-	-	-	-
2071		0725000 General Administration, Planning and Support Services				-
2071		0726000 Human Resource management and Development				-
2071		0727000 Governance and National Values				-
2071		0744000 Performance and Productivity Management				-
2071		075000 Administration of Quasi-Judicial Functions				-
2081		<b>Salaries and Remuneration Commission</b>	-	-	-	-
2081		0728000 Salaries and Remuneration Management				-
14	<b>LANDS</b>		<b>32,000,000</b>	<b>234,000,000</b>	<b>266,000,000</b>	
1112		<b>State Department for Lands and Physical Planning</b>	-	-	-	-
1112		0101000 Land Policy and Planning				-
1112		0121000 Land Information Management				-
1112		0122000 General Administration, Planning and Support Services				-
2021		<b>National Land Commission</b>	<b>32,000,000</b>	<b>234,000,000</b>	<b>266,000,000</b>	

2021		0116000 Land Administration and Management	32,000,000	234,000,000	266,000,000	Additional Ksh. 32 million (RECCURENT) for shortfalls in PE. Additional Ksh. 234 million (DEVELOPMENT) for ongoing projects including county offices connectivity, digitization, cyber security systems.
15	REGIONAL DEVELOPMENT		5,356,000,000	1,353,000,000	6,709,000,000	
1032		State Department for Devolution	640,000,000	-	640,000,000	
1032		0712000 Devolution Services	640,000,000		640,000,000	Additional Ksh 30 million (RECCURENT) to facilitate transfer of assets by IGTRC. Additional Ksh 110 million (RECCURENT) for completion of valuation and transfer of assets. Additional Ksh. 500 million (RECCURENT) for pending bills incurred under Africities conference.
1036		State Department for ASALS & Regional and Northern Corridor Development	4,716,000,000	1,353,000,000	6,069,000,000	
1036		0733000 Accelerated ASAL Development	4,050,000,000		4,050,000,000	Additional Ksh.3.9 billion (RECCURENT) for hunger safety net programme. Additional Ksh. 150 million (RECCURENT) for National Drought Emergency Fund.
1036		0743000 General Administration, Planning and Support Services			-	

1036		1013000 Integrated Regional Development	666,000,000	1,353,000,000	2,019,000,000	Additional Ksh. 666 million (RECCURENT) for RDAs Personal Emoluments Shortfalls( TARDA Ksh. 126 million, LBDA Ksh.63 million. ESNDA Ksh.149 million, ENNDA Ksh.107 million CDA Ksh.74 million KVDA Ksh.147 million). Additional Ksh 103 million (DEVELOPMENT) for Wananchi Cottages (CDA).Additional Ksh 200 million (DEVELOPMENT) for Eldas Lakoley South Water Supply Project (ENNNDA).Additional Ksh 400 million (DEVELOPMENT) for ENSDA leather factory.Additional Ksh 100 million (DEVELOPMENT) for drought mitigation in Taita Taveta county.Additional Ksh 400 million (DEVELOPMENT) for Tana Delta food Security programme.Additional Ksh 150 million (DEVELOPMENT) for WEI WEI dam productivity.
16	SOCIAL PROTECTION		1,254,700,000	25,000,000	1,279,700,000	
1185		State Department for Social Protection, Pensions & Senior Citizen Affairs	200,000,000	-	200,000,000	
1185		0908000 Social Development and Children Services	200,000,000		200,000,000	Additional Ksh.200 million (RECCURENT) for Child Welfare Society to support vulnerable children.
1185		0909000 National Social Safety Net			-	
1185		0914000 General Administration, Planning and Support Services			-	
1212		State Department for Gender and Affirmative Action			-	
1212		0911000 Community Development			-	
1212		0912000 Gender Empowerment			-	
1212		0913000 General Administration, Planning and Support Services			-	
1135		State Department for Youth Affairs and Creative Economy	500,000,000	25,000,000	525,000,000	

1135		0711000 Youth Empowerment Services		25,000,000	25,000,000	Additional Ksh. 25 million (DEVELOPMENT) for The Vijana Vuka na Afya (VIVA) project
1135		0748000 Youth Development Services	500,000,000		500,000,000	Additional Ksh. 500 million (RECCURENT) for Kenya National Innovation Agency to undertake presidential directive.
1135		0749000 General Administration, Planning and Support Services			-	
2141		<b>National Gender and Equality Commission</b>	<b>54,700,000</b>	<b>-</b>	<b>54,700,000</b>	
2141		0621000 Promotion of Gender Equality and Freedom from Discrimination	54,700,000		54,700,000	Additional Ksh. 7 million (RECCURENT) for legal compliance and redress. Additional Ksh 40 million (RECCURENT) for Public education, advocacy and research. Additional Ksh 7.7 million (RECCURENT) for Operations and maintenance
1213		<b>State Department for Public Service</b>	<b>500,000,000</b>	<b>-</b>	<b>500,000,000</b>	
1213		0747000 National Youth Service	500,000,000		500,000,000	Additional Ksh. 500 million (RECCURENT) for extra 10,000 NYS recruits currently on training.
17	<b>SPORTS AND CULTURE</b>		<b>2,280,000,000</b>	<b>127,000,000</b>	<b>2,407,000,000</b>	
1132		<b>State Department for Sports</b>	<b>1,732,000,000</b>	<b>-</b>	<b>1,732,000,000</b>	
1132		0901000 Sports	1,732,000,000		1,732,000,000	Additional Ksh. 50 million (RECCURENT) for Kenya Academy of sports for Personnel emoluments shortfalls and staff medical insurance and gratuity. Additional Ksh. 1.682 billion (RECCURENT) for payment of hosting rights to the Confederation of African Football (CAF).
1134		<b>State Department for Culture and Heritage</b>	<b>296,000,000</b>	<b>127,000,000</b>	<b>423,000,000</b>	

1134		0902000 Culture/ Heritage	143,000,000		143,000,000	Additional Ksh. 15 million (RECCURENT) for repatriation of artefacts from foreign countries. Additional Ksh.50 million (RECCURENT) to Ushanga Kenya Innitiative to support transition and capacity building expenses. Additional Ksh. 55 million (RECCURENT) for shortfall in staff pension and gratuity and O&M for National Heroes Council. Additional Ksh. 23 million (RECCURENT) for shortfall in salaries and O&M for National Museum of Kenya.
1134		0903000 The Arts	153,000,000		153,000,000	Additional Ksh. 30 million (RECCURENT) for Permanent Presidential Music Commission for research, documentation and publication. Additional Ksh.68 million (RECCURENT) to Kenya Copyright Board for O&M. Additional Ksh. 55 million (RECCURENT) for Kenya National Cultural Center to cater for contractual obligations, gratuity arrears and pending bills
1134		0904000 Library Services		127,000,000	127,000,000	Additional Ksh. 127 million (DEVELOPMENT) for pending bills accrued during the construction of of the Ultra-Modern National Library
1134		0905000 General Administration, Planning and Support Services			-	
1134		0916000 Public Records Management			-	
1135		State Department for Youth Affairs and Creative Economy	252,000,000		252,000,000	

1135		0221000 Film Development Services	252,000,000		252,000,000	Additional Ksh. 79 million (RECCURENT) for shortfall in salaries and O&M for Kenya Film Commission. Additional Ksh.68 million (RECCURENT) for shortfall in salaries and O&M for Kenya Film Classification Board. Additional Ksh. 100 million (RECCURENT) under Kenya Film Commission towards Africa Audio-Visual Cinema Commission. Additional Ksh. 5 million (RECCURENT) for finalization of National film Bill.
18	TOURISM AND WILDLIFE		630,000,000	1,175,000,000	1,805,000,000	
1202		State Department for Tourism	-	-	-	
1202		0306000 Tourism Development and Promotion				
1202		0314000 Tourism Product Development and Diversification				
1202		0315000 General Administration, Planning and Support Services				
1203		State Department for Wildlife	630,000,000	1,175,000,000	1,805,000,000	
1203		1019000 Wildlife Conservation and Management	630,000,000	1,175,000,000	1,805,000,000	Additional Ksh. 200 million (RECCURENT) for aircraft operation and maintenance. Additional Ksh. 430 million (RECCURENT) for KWS field security operations. Additional Ksh. 100 million (DEVELOPMENT) for ranger housing programme. Additional Ksh. 1billion (DEVELOPMENT) for Human Wildlife Conflict pending bills. Additional Ksh.75 million (DEVELOPMENT) for construction and equipping of four research and training centres (Malindi centre).
19	TRADE, INDUSTRY AND COOPERATIVES		-	1,716,300,000	1,716,300,000	
1173		State Department for Cooperatives	-	-	-	
1173		0304000 Cooperative Development and Management				
1174		State Department for Trade	-	-	-	

1174		0309000 Domestic Trade and Enterprise Development				-	
1174		0310000 Fair Trade Practices And Compliance of Standards				-	
1174		0311000 International Trade Development and Promotion				-	
1174		0312000 General Administration, Planning and Support Services				-	
1175		<b>State Department for Industry</b>	-	259,300,000	259,300,000		
1175		0301000 General Administration Planning and Support Services				-	
1175		0320000 Industrial Promotion and Development				-	
1175		0321000 Standards and Quality Infrastructure & Research		259,300,000	259,300,000		Reinstatement of Ksh. 259.3 million (DEVELOPMENT) counterpart funding for Kenya Industry and Entrepreneurship project.
1176		<b>State Department for Micro, Small and Medium Enterprises Development</b>	-	452,000,000	452,000,000		
1176		0316000 Promotion and Development of MSMEs		452,000,000	452,000,000		Reinstatement of Ksh. 452 million (DEVELOPMENT) under Kenya Jobs Economic Transformation (KJET) donor funded project.
1176		0317000 Product and Market Development for MSMEs				-	
1176		0318000 Digitization and Financial Inclusion for MSMEs				-	
1176		0319000 General Administration, Planning and Support Services				-	
1177		<b>State Department for Investment Promotion</b>	-	1,005,000,000	1,005,000,000		
1177		0322000 Investment Development and Promotion		1,005,000,000	1,005,000,000		Reinstatement of Ksh. 455 million (DEVELOPMENT) under Kenya Jobs Economic Transformation (KJET) donor funded project. Additional Ksh. 550 million donor funds for importation of plant, equipment and machinery project being undertaken by KDC.

20	<b>TRANSPORT AND INFRASTRUCTURE</b>		-	-	-
1091		<b>State Department for Roads</b>	-	-	-
1091		0202000 Road Transport			-
1092		<b>State Department of Transport</b>	-	-	-
1092		0201000 General Administration, Planning and Support Services			-
1092		0203000 Rail Transport			-
1092		0204000 Marine Transport			-
1092		0205000 Air Transport			-
1092		0216000 Road Safety			-
1093		<b>State Department for Shipping and Maritime Affairs</b>	-	-	-
1093		0219000 Shipping and Maritime Affairs			-
21	<b>BUDGET &amp; APPROPRIATIONS COMMITTEE</b>		4,709,156,400	900,000,000	5,609,156,400
		<b>Parliament</b>	4,564,156,400	700,000,000	5,264,156,400
2041		<b>Parliamentary Service Commission</b>	1,788,000,000	-	1,788,000,000
2041		0765000 General Administration Planning and Support Services	1,788,000,000		1,788,000,000
2041		0766000 Human Resources Management and Development			-
2042		<b>National Assembly</b>	1,030,438,350	-	1,030,438,350
2042		0721000 National Legislation, representation and oversight	1,030,438,350		1,030,438,350
2043		<b>Parliamentary Joint Services</b>	371,270,000	700,000,000	1,071,270,000
2043		0723000 General Administration, planning and support services	371,270,000	700,000,000	1,071,270,000
2043		0746000 Legislative Training Research & Knowledge Management			-

2044		<b>Senate Affairs</b>	<b>1,374,448,050</b>	<b>-</b>	<b>1,374,448,050</b>	
2044		0767000 Senate Legislation and Oversight			-	
2044		0768000 Senate Representation, Liaison & Intergovernmental Relations			-	
2044		0769000 General Administration Planning and Support Services	1,374,448,050		1,374,448,050	
2111		<b>Auditor General</b>	<b>145,000,000</b>	<b>200,000,000</b>	<b>345,000,000</b>	
2111		0729000 Audit Services	145,000,000	200,000,000	345,000,000	Additional Ksh. 100 million (RECCURENT) for shortfall in requirement for Public Secondary school and TVETS audit. Additional Ksh. 45.7 million (RECCURENT) for shortfall in requirement for Forensic Audit on Public Debt Stock. Additional Ksh. 200 million (DEVELOPMENT) for Mombasa regional Office Project.
		<b>Total Expenditure</b>	<b>170,885,837,617</b>	<b>46,030,443,887</b>	<b>216,916,281,504</b>	
		<b>Parliament</b>	<b>4,564,156,400</b>	<b>700,000,000</b>	<b>5,264,156,400</b>	
		<b>Judiciary</b>	<b>-</b>	<b>-</b>	<b>-</b>	
		<b>Executive</b>	<b>-</b>	<b>-</b>	<b>-</b>	

**ADOPTION LIST/SCHEDULE**



THE NATIONAL ASSEMBLY








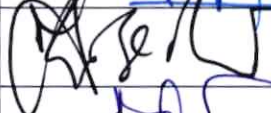


13<sup>TH</sup> PARLIAMENT –FOURTH SESSION (2025)










DIRECTORATE OF AUDIT, APPROPRIATIONS AND GENERAL PURPOSE  
COMMITTEES

LIAISON COMMITTEE

Report on Supplementary Estimates II for the FY 2024/25

We, the undersigned, hereby affix our signatures to this report to affirm our approval:

No.	HON. MEMBER	SIGNATURE
1.	Hon. Gladys J. Boss, MGH, M.P. – Deputy Speaker/Chairperson	
2.	Hon. Martha Wangari, CBS, M.P. – Vice-Chairperson	
3.	Hon. Kimani Ichung'wah, MGH, M.P.	
4.	Hon. Japhet Kareke Mbiuki, CBS, M.P.	
5.	Hon. Julius Kibiwott Melly, M.P.	
6.	Hon. David Gikaria, CBS, M.P.	
7.	Hon. James Gakuya Mwangi, M.P.	
8.	Hon. Daniel Epuyo Nanok, CBS, M.P.	
9.	Hon. (Dr.) Robert Pukose, CBS, M.P.	
10.	Hon. Vincent Musyoka, CBS, M.P.	
11.	Hon. Johana Ng'eno Kipyegon, CBS, M.P.	

	Hon. Joash Nyamoko, HSC, M.P.	
13.	Hon. GK, George Macharia Kariuki, CBS, M.P.	
14.	Hon. Gathoni Wamuchomba, M.P.	
15.	Hon. Gabriel Koshal Tongoyo, CBS, M.P.	
16.	Hon. George Gitonga Murugara, CBS, M.P.	
17.	Hon. Peter Lochakapong, CBS, M.P.	
18.	Hon. Daniel Sitati Wanyama, CBS, M.P.	
19.	Hon. Nelson Koech, CBS, M.P.	
20.	Hon. John Kiarie Waweru, CBS, M.P.	
21.	Hon. Kangogo Bowen, CBS, M.P.	
22.	Hon.(Dr.) John Mutunga Kanyuithia, CBS, M.P.	
23.	Hon. (CPA) Francis Kuria Kimani, CBS, M.P.	
24.	Hon. Alice Wambui Ng'ang'a, CBS, M.P.	
25.	Hon. Eric Karemba Muchangi Njiru, CBS, M.P.	