

REPUBLIC OF KENYA

Scan



Enhancing Accountability

PAPERS LAID	
DATE	16/02/2022
TABLED BY	SMZ
COMMITTEE	
PLACED AT THE TABLE	

[Signature]

PARLIAMENT
OF KENYA
LIBRARY

REPORT


OF

THE AUDITOR-GENERAL

ON

COUNTY EXECUTIVE OF KISUMU

**FOR THE YEAR ENDED
30 JUNE, 2020**



COUNTY GOVERNMENT OF KISUMU

REPORTS AND FINANCIAL STATEMENTS

**FOR THE FINANCIAL YEAR ENDED
JUNE 30, 2020**

Prepared in accordance with the Cash Basis of Accounting Method under the International Public Sector Accounting Standards (IPSAS)

TABLE OF CONTENTS	i
1. STATEMENT OF FINANCIAL STATEMENT AND MANAGEMENT	iii
2. STATEMENT BY THE COUNTY EXECUTIVE COMMITTEE MEMBER FOR FINANCE AND ECONOMIC DEVELOPMENT	viii
3. STATEMENT OF PERFORMANCE AGAINST COUNTY PREDETERMINED OBJECTIVES	xiv
4. STATEMENT OF TOURISM, CULTURE ARTS AND SPORTS	xviii
5. COUNTY-WIDE SOCIAL RESPONSIBILITY STATEMENT/SUSTAINABILITY	xxvii
6. STATEMENT	xxvii
7. STATEMENT OF MANAGEMENT RESPONSIBILITIES	xxix
8. STATEMENT OF THE INDEPENDENT AUDITORS ON THE ENTITY	xxxi
9. STATEMENT OF LIABILITIES	1
10. STATEMENT OF RECEIPTS AND PAYMENTS	1
11. STATEMENT OF ASSETS AND LIABILITIES	3
12. STATEMENT OF CASH FLOWS	4
13. CONSOLIDATED STATEMENT OF APPROPRIATION: RECURRENT AND DEVELOPMENT COMBINED	6
14. CONSOLIDATED STATEMENT OF APPROPRIATION: RECURRENT	8
15. SUMMARY STATEMENT OF APPROPRIATION: DEVELOPMENT	10
16. BUDGET EXECUTION BY PROGRAMMES AND SUB-PROGRAMMES	12
17. SIGNIFICANT ACCOUNTING POLICIES	17
18. SIGNIFICANT DISCLOSURES	51
19. FINANCIAL STATEMENTS	61
20. STATEMENT OF ANALYSIS OF PENDING ACCOUNTS PAYABLE (SEE ANNEX 2)	62

MISSOURI COUNTY GOVERNMENT

Reports and Financial Statements

For the year ended June 30, 2020

ANNEX 3 – ANALYSIS OF PENDING STAFF PAYABLES	63
ANNEX 4 – ANALYSIS OF OTHER PENDING PAYABLES.....	64
ANNEX 5 – SUMMARY OF FIXED ASSET REGISTER.....	65
ANNEX 6 – INTER-ENTITY TRANSFERS.....	66
ANNEX 7 – BANK RECONCILIATION/FO 30 REPORT.....	68



KISUMU COUNTY GOVERNMENT
Reports and Financial Statements
For the year ended June 30, 2020

1. KEY ENTITY INFORMATION AND MANAGEMENT

a) Background information

The County Government of Kisumu is constituted in accordance with articles 6(1) and 176(1) of the Constitution of Kenya, 2010 and the County Governments Act, 2012. It is headed by the Governor who is responsible for the general policy and strategic direction of the County.

b) Key Management

- (i) The County Public Service Board
- (ii) The County Secretary
- (iii) The County Chief Officers/Accounting Officers

c) Fiduciary Management

The key management personnel who held office during the financial year ended 30th June 2020 and who had direct fiduciary responsibility were:

No.	Name	Designation
1.	Mr. Geoffrey Kigochi	County Secretary
2.	Mr. Daniel Akaka Ramoya	Chief Officer Finance
3.	Dr. Paul Omanga	Chief Officer – Agriculture & Irrigation
4.	Mrs. Rosemary Raluoch	Chief Officer – Livestock & Fisheries
5.	Mrs. Maryline Y. Agwa	Chief Officer - Environment and Climate change
6.	Mr. Zacheus Okoth	Chief Officer Water & Sewerage Service
7.	Mr. Gerald Ochieng Ondiek	Chief Officer – Business, Enterprise and Development
8.	Mr. Alfonse Ouya	Chief Officer – General Administration & Public Partnership
9.	Mr. Joseph Kweso	Chief Officer – Health & Sanitation
10.	Mrs. Penina Onyango	Chief Officer – Education, IT and HRM
11.	Mr.H.H. Kadiri	Chief Officer – Youth, Culture and Social Services
12.	Mr.Geofrey Ochieng	Chief Officer – Lands, Housing and Physical Planning
13.	Mr. Moses Ogeda	Ag. Chief Officer – Transport and Infrastructure
14.	Eng . Daniel Okia	Ag. Chief Officer – Commerce, Tourism& Heritage
15.	Eng. Daniel Okia	Chief Officer – Energy and Industrialisation
16.	Mr.Joseph Oganga	Co-operative and Marketing
17.	Doris Ombara	Ag. City Manager
18.	Mr. Hesborn Hongo	Secretary CPSB

KISUMU COUNTY GOVERNMENT
Reports and Financial Statements
For the year ended June 30, 2020

During the period under review the Executive Committee Members were:-

No.	Description	Name
1.	H.E The Governor	H.E. Prof Peter Anyang' Nyong'o
2.	H.E Deputy Governor	Dr. Mathew Owili
3.	CECM Education, ICT & HRD	Dr. John Awiti
4.	CECM Health and Sanitation	Prof. Boaz Nyunya
5.	CECM Commerce Tourism and Heritage	Ms. Achie Ojany Alai
6.	CECM Roads Transport and Public Works	Dr Joyce Atieno Osogo
7.	CECM Industrialization, Energy and Enterprise Development	Mr Dickson Obungu
8.	CECM Lands, Housing and physical planning	Mr.Dick Obungu
9..	CECM Finance and Economic Planning	Mr. George Okongo
10.	CECM Agriculture, Livestock and Fisheries	Mr. Gilchrist Owuor Okuom
11.	CECM Water, Environment and Natural Resources	Mr. Salmon Orimba

d) Fiduciary Oversight Arrangements

The fiduciary oversight of the county is done by:

(i) The County Assembly

The County Assembly, Pursuant to the Constitution of Kenya, 2010 and the County Government Act, 2012, has fiduciary oversight role over the execution of the functions of the County Government; under Article 8(1) c) of the County Government Act, 2012, it approves the budget and expenditure of the county government in accordance with article 207 of the Constitution of Kenya; it approves the borrowings of the County Government in accordance with article 212 of the Constitution of Kenya, 2010;

(ii) The Controller of Budget

The Controller of Budget has fiduciary oversight role of the County Government under article 228(5) of the Constitution of Kenya, 2010 by approving withdrawal from the public fund only when satisfied that the withdrawal is authorized by law.

(iii) County Executive Committee

The County Executive Committee exercises executive authority in accordance with the constitution and county legislation.

KISUMU COUNTY GOVERNMENT
Reports and Financial Statements
For the year ended June 30, 2020

(iv) Internal Audit Department

The Internal Audit Department of the County Government of Kisumu ensures that the internal controls exist and are adhered to. The Internal Audit reports directly to the County Audit Committee.

e) Entity Headquarters

The County Headquarters is situated at Prosperity House (Former Nyanza Provincial Headquarters Building) Along Awuor Otiende Road, Kisumu City, Kenya.

f) Entity Contacts

County Government of Kisumu
P.O. Box 2738 – 40100,
Kisumu.
Email: treasury@kisumu.go.ke
Website: www.kisumu.go.ke

g) Entity Bankers

1. Central Bank of Kenya
Haile Selassie Avenue
P.O. Box 60000
City Square 00200
Nairobi, Kenya
2. Family Bank
P. O. Box 74145 - 00200
Nairobi, Kenya.
3. Kenya Commercial Bank
P. O. Box 17 – 40100
Kisumu, Kenya.
4. Diamond Trust Bank
P.O. Box 1070 – 40100
Kisumu
5. Equity Bank
P.O. Box 3621 – 40100
Kisumu
6. Co-operative bank
P.O. Box 1511-40100
Kisumu

KISUMU COUNTY GOVERNMENT
Reports and Financial Statements
For the year ended June 30, 2020

h) Independent Auditors

Auditor General
Kenya National Audit Office
Anniversary Towers, University Way
P.O. Box 30084
GOP 00100
Nairobi, Kenya

i) Principal Legal Adviser

The Attorney General
State Law Office
Harambee Avenue
P.O. Box 40112
City Square 00200
Nairobi, Kenya

KISUMU COUNTY GOVERNMENT
Reports and Financial Statements
For the year ended June 30, 2020

2. FORWARD BY THE COUNTY EXECUTIVE COMMITTEE MEMBER FOR FINANCE AND ECONOMIC PLANNING

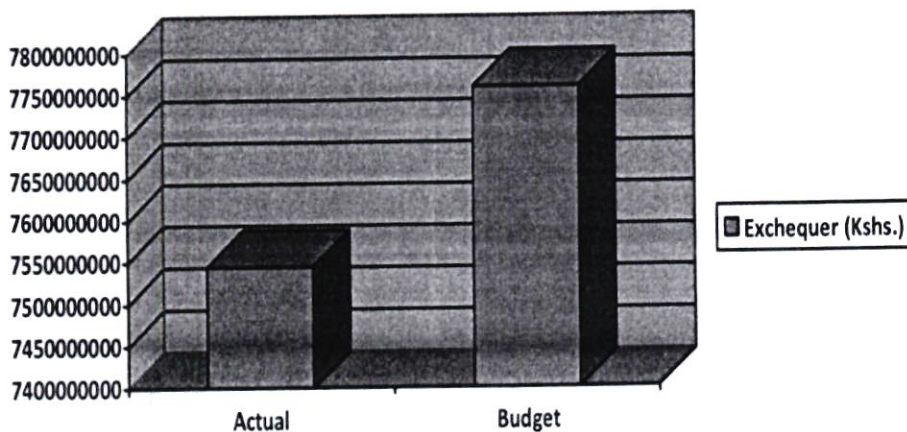
The County Treasury is mandated to prepare annual report on all the County Departments and submit the same to the County Assembly not later than three months after the end of each year in accordance with sec. 166(4) of the Public Finance Management Act, 2012. It is upon this backdrop that I forward the executive annual report for the year ended 30th June, 2020. The same report has been sent to the relevant statutory bodies as provided for in the PFM Act.

The report presents budget execution status covering the period 1st July, 2019 to 30th June, 2020, with comparative actual achievements and budgeted amounts for the previous year 2018/2019. It contains the revenue performance; both locally generated and an equitable share from the national revenue, grants to level 5 hospitals, User Fees, Maternity Fees, Road Maintenance Levy and donor funds and other development partners contributions for the year 2019/2020. Also included in the report are the annual budgeted revenues and expenditures for 2019/2020.

A detailed analysis of the revenue heads and their major classifications together with a detailed analysis of the payments has been included for better understanding of the figures contained herein.

Chart 1. An analysis of Exchequer releases- Budgeted vs Actual Receipts excluding own source revenue

During the year ended 30th June, 2020, the County received funding from the National government to the tune of Kshs. 7,544,172,968.00 against final revised budget of Kshs. 7,759,985,991.



KISUMU COUNTY GOVERNMENT
Reports and Financial Statements
For the year ended June 30, 2020

Chart 2. An analysis of own source Revenue-actual Vs Budgeted

In addition, Kisumu County managed to collect kshs.811,076,124.00 as own source revenue against a projection of Kshs. 1,438,478,604.

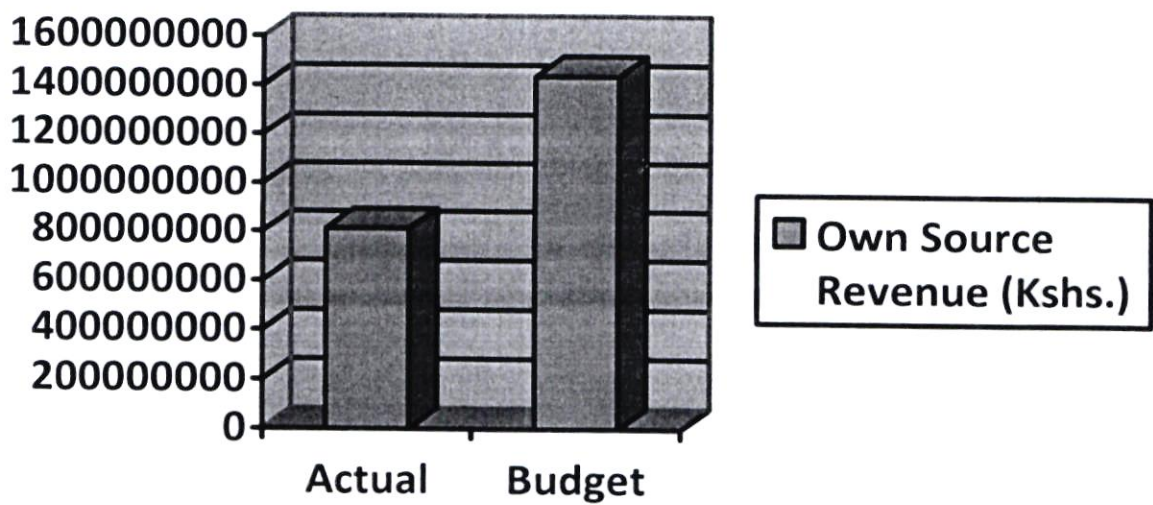
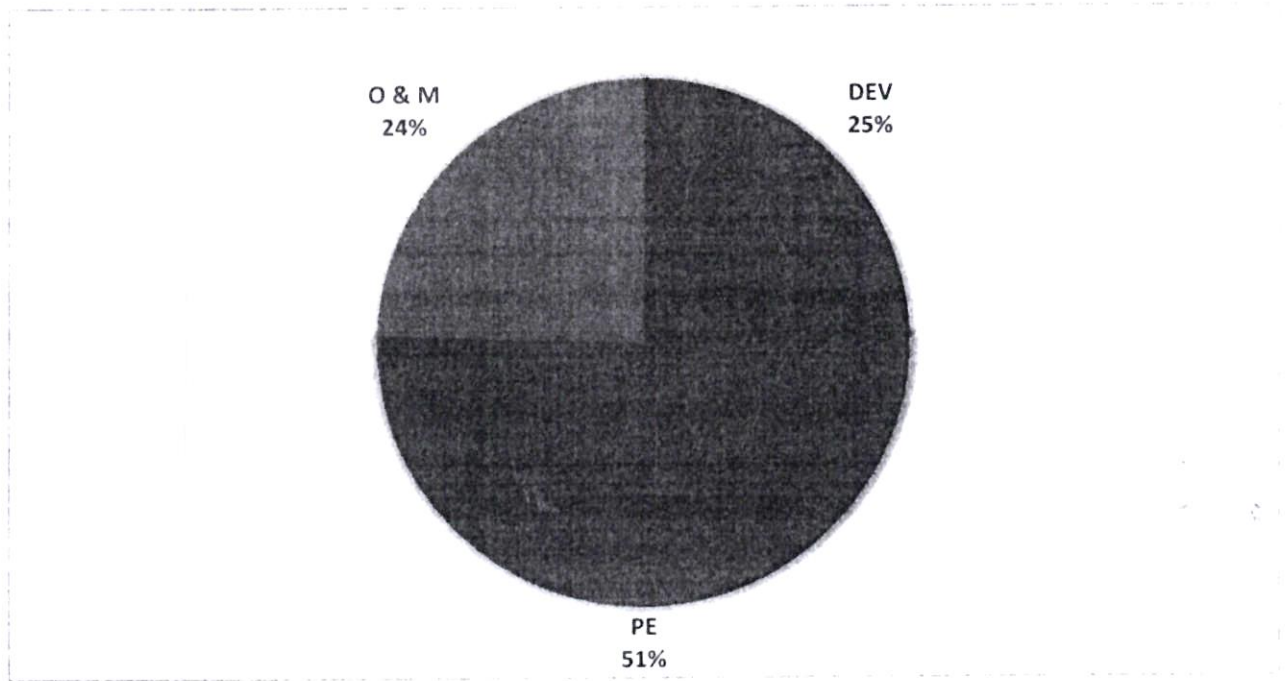


Chart 3: An analysis of actual expenditure



KISUMU COUNTY GOVERNMENT
Reports and Financial Statements
For the year ended June 30, 2020

Chart 4. Actual quarterly disbursements

The disbursements refer to the total funds received through CRF account amounting to Kshs. 7,898,048,715. However, it should be noted that during the year under review, the County Assembly of Kisumu received Kshs. 709,070,900 against a budget of Kshs. 716,921,494 leaving a deficit of Kshs. 7,850,594.

ACTUAL REVENUE REALISED/RECEIVED

No	Descriptions	Q 1	Q 2	Q 3	Q 4	TOTAL
		KSHS.	KSHS.	KSHS.	KSHS.	KSHS.
1	Equitable share	1,189,533,600.00	1,230,552,000.00	1,333,098,000.00	2,495,286,000.00	6,248,469,600.00
2	DANIDA	0.00	10,312,500.00	0.00	18,012,500.00	28,325,000.00
3	World Bank (Kenya Devolution Support Programme)	0.00	0.00	0.00	30,000,000.00	30,000,000.00
4	Conditional Allocations-Development of Youth Polytechnic	0.00	0.00	20,836,649.00	20,836,649.00	41,673,298.00
5	World Bank Grant for THS	0.00	11,328,137.50	23,754,181.00	0.00	35,082,318.50
6	WORLD BANK Grant for Devolution advice	0.00	0.00	0.00	0.00	0.00
7	Level 5 conditional Grant	0.00	163,843,700.00	101,479,769.00	103,693,873.00	369,017,342.00
8	Conditional allocations compensation for user fees foregone	0.00	0.00	0.00	21,299,489.00	21,299,489.00
9	Conditional allocations for Rmlf	0.00	0.00	97,027,875.00	97,027,874.50	194,055,749.50
10	EU Grant for instruments for devolution advice (IDEAS)	0.00	0.00	0.00	0.00	0.00
11	IDA (World Bank) Climate Smart Agri Project	0.00	45,394,174.00	0.00	60,031,953.10	105,426,127.10
12	IDA (World Bank) Kusp (UDG)	0.00	0.00	0.00	553,289,634.90	553,289,634.90
13	IDA (World Bank) Kusp (urban Institutional Grant)	0.00	0.00	0.00	8,800,000.00	8,800,000.00
14	UHC Funds(Arrears)-2018/2019	0.00	0.00	91,525,545.00	0.00	91,525,545.00
15	Sweden ASDSP (2018/2019)	0.00	0.00	9,764,613.00	1,500,000.00	11,264,613.00
17	UHC Funds	0.00	0.00	0.00	0.00	0.00
18	EU Water tower protection and Climate change mitigation	0.00	0.00	0.00	0.00	0.00
19	Ministry of Health-COVID-19 FUND	0.00	0.00	0.00	159,820,000.00	159,820,000.00
	Total share of National Revenue	1,189,533,600.00	1,461,430,511.50	1,677,486,632.00	3,569,597,973.50	7,898,048,717.00
	Local Revenues	154,522,553.00	216,333,509.40	307,757,027.00	132,463,035.00	811,076,124.40

With this summary, it is my sincere hope and belief that you will find this annual report very useful in your respective areas of interest besides guiding your decisions at the various sectors/levels.

Sign:


George Omondi Okong'o

County Executive Committee Member for Finance & Economic Planning

3. STATEMENT OF PERFORMANCE AGAINST COUNTY PREDETERMINED OBJECTIVES

Introduction

Strategic development objectives

The County's 2018-2022 CIDP has identified ten key strategic development objectives. Broadly, these objectives have been identified through a participatory process that reviewed the development priorities of the Governor's Manifesto, the National Government's "Big Four", NIUPLAN, SDGs and the MTP III.

The strategic objectives are a synthesised product of the afore-mentioned planning frameworks that amalgamate the thematic focus and development aspirations in these policy frameworks.

The key development objectives of Kisumu County's 2018-2022 CIDP are to:

- a) Revitalising agriculture for food security and agribusiness,
- b) Ensuring a healthy population living in a clean and secure environment,
- c) Modernising infrastructure,
- d) Promotion of skills development and innovation,
- e) Conservation of environment while opening the Kisumu lake front for business,
- f) Promotion of decent housing
- g) Promotion of sports, culture and arts,
- h) Promotion of sustainable energy sources in industrialisation and service sector development,
- i) Promotion of tourism driven by culture and heritage and,
- j) Deepening the structures of devolved governance.

Progress on attainment of Strategic development objectives

For purposes of implementing and cascading the above development objectives to specific sectors, all the development objectives were made specific, measurable, achievable, realistic and time-bound (SMART) and converted into development outcomes. Attendant indicators were identified for reasons of tracking progress and performance measurement: Below we provide the progress on attaining the stated objectives:

Department	Objective	Outcome	Indicator	Performance
OFFICE OF THE GOVERNOR AND COUNTY ADMINISTRATION	To provide strategic leadership, policy direction and set the agenda for achieving socio-economic and political development of our people	- Effective & Efficient service delivery to clients at various service delivery points. Communication of government Policies and Legislation through monthly/quarterly reports and Executive circulars. -Quality program implementation and coordination -Effective leadership and governance - Enforcement of Government policies in the field	-No. of public awareness forums. - County policy documents developed and approved. -No. of quarterly/monthly meetings held -Quarterly reports sent out Executive - Circulars sent out -Cabinet Memos	Eight (8) public awareness meetings /forums held.
		-To ensure safety of people and property through rapid response to emergencies. Efficient disaster management.	-No of monitoring, control and surveillance units' comp in the county. -No. of field visits	-M &E unit set and running. -Field visits conducted

KISUMU COUNTY GOVERNMENT
Reports and Financial Statements
For the year ended June 30, 2020

				d and relevant reports prepared.
		-Effective press service unit Cordial Inter-government relations	- Policy statements -No. of Press releases Summit meetings attended - COG meetings attended -County intergovernmental for a held -No. of Public Barazas	-Regular press releases held to update the County on various issues affecting the people.
DEPARTMENT OF FINANCE AND ECONOMIC PLANNING	To ensure efficient and effective utilization of financial resources and assets management	Increased efficiency and effectiveness of service delivery Administrative services provided to all departments. Fiscal framework that accommodate s all expenditure priorities capacities build for key public financial offices and their staff Annual financial statements. - Updated assets register, debtors and creditors ledgers	-questionnaire forms and feedback available. questionnaire forms and feedback available Number of officers trained; workshops held %of debt reduction	Accountants have been trained by the ICPAK.

KISUMU COUNTY GOVERNMENT
Reports and Financial Statements
For the year ended June 30, 2020

		<p>Total value of revenues collected and allocated to all departments. Revenue receipts from county government investment. Percentage of revenue from all sources.</p> <p>procuring and distribution of goods and services on behalf of other departments</p> <p>MTEF. Budget, revised and supplementary. Risk based audit techniques applied to audit of financial transaction</p>	<p>Percentage of revenue from county government investments</p> <p>Number. of goods and services procured and delivered</p> <p>Budget and expenditure review report prepared and submitted on time</p>	<p>56% of budgeted own source revenue collected /realised.</p> <p>County Budget Review and Outlook paper prepared and submitted to the County Assembly.</p>
DEPARTMENT OF HEALTH SERVICES	To transform the livelihood of the people of Kisumu County	-Reduce incidence of HIV in the county	<p>people counselled and tested and received results</p> <p># of PLWHAs on ART</p>	This has been a continuou

	through responsive and sustainable technologically-driven evidence-based and client centered health system for accelerated attainment of highest standards of health.	Control environmental factors leading to ill health in the County. Reduce maternal and child morbidity & Mortality Reduce the incidence of Malaria Reduce incidence of TB in Kisumu County Reduce incidence of Non Communicable Diseases	No. of food samples taken proportion of women in reproductive age receiving FP Proportion of pregnant women provided with LLITN Amount allocated for Tuberculosis nutritional Support Program Proportion of WRA Screened For cervical Cancer	s process being carried out in all the hospitals /health centre across the County with tremendous results.
DEPARTMENT OF TOURISM, CULTURE ARTS AND SPORTS	To be the leading tourism, culture, arts and sports destination in the country	Development of Tourism Information Centers Refurbishment of Heritage Sites Distribution of sports equipment Rehabilitation of Sports Pitches	Construction of Huduma centers Refurbishment of Heritage centres Distribution of sports gear	Four (4) huduma centres have been completed and are currently serving the public
DEPARTMENT OF ROADS, TRANSPORT AND PUBLIC WORKS	To develop, operate and sustain world class transport infrastructure, Roads and Public Works activities that	Institutional efficiency in service delivery Construction of Foot bridges and renovation of offices	No. of policies formulated No. of transactions approved for processing	

KISUMU COUNTY GOVERNMENT
Reports and Financial Statements
For the year ended June 30, 2020

	meet the demand and expectations of the citizen	Smooth and safe transport Smooth and efficient fleet, plant and equipment management and coordination	No. of roads maintained. No. foot bridges constructed No. shades constructed No. Boda boda operators trained No. of plants and equipment repaired and serviced.	55 roads graded and gravelled under Kenya Roads Board (KRB)
DEPARTMENT OF BUSINESS, COOPERATIVES AND MARKETS	To create an enabling environment for the growth of sustainable business, enterprise and cooperative sector through appropriate policy, legal and regulatory framework.	Institutional efficiency in service delivery Construction of modern retail markets Construction of market sheds Construction/Rehabilitation of market toilets Disbursement of loans to traders through the County Trade Fund	•No. of policies developed •Goods and services procured •Reports No. of markets constructed and completed No. of sheds constructed in the markets No. of toilets constructed/rehabilitated No. of traders given	4 modern retail markets constructed in Korowe, Pad Onditi, Kombewa and Awasi markets

KISUMU COUNTY GOVERNMENT
Reports and Financial Statements
For the year ended June 30, 2020

			loans	43 Boda boda shades constructed across the 35 wards in the County
		Capacity building for the Micro and small Enterprises	No. of MSEs trained	
		Carry out census / profile of all the business in the county and establish a data bank	No. of Sub counties profiled in the MSEs data bank	
		Organizing / attending trade fairs both locally and internationally	No. of trade fairs organized or attended	
DEPARTMENT OF ENERGY AND INDUSTRIALIZATION	To provide sustainable, accessible, efficient, effective and innovative services for the growth and development of energy and industry within Kisumu County.	Institutional efficiency in service delivery	No. of policies developed Goods and services procured Reports Customer satisfaction survey	
		Construction of biogas plant	No of workshops done	
		Electrification of markets beaches and dispensaries.	Number of markets beaches ad	

KISUMU COUNTY GOVERNMENT I
Reports and Financial Statements
For the year ended June 30, 2020

			dispensaries electrified.	
		Energy audit for public facilities.	Number of facilities audited.	
		Purchase 5ton truck	1 truck purchase	
		Phase 1: development and equipping of a petroleum tanker park	Feasibility study and mapping done	
DEPARTMENT OF LANDS, HOUSING, PHYSICAL PLANNING AND URBAN DEVELOPMENT	To ensure rational spatial planning for sustainable land use and management that guarantees orderly development of adequate social amenities towards securing adequate housing for socio-economic development.	Purchase of operation vehicles	No. Purchase of operation vehicles	
		Number of parcels of land acquired.	No of title deeds transferred to County	
		Completion of the county valuation roll	Rise in property revenue	
		Advisory Plans for Markets within the Sub-Counties	Completed Advisory Plans for the Markets	
		Development of Land Information Management System	Reduced land related conflicts	
		Establishment of town Committees, administration& town halls	Semiautonomous urban management	

KISUMU COUNTY GOVERNMENT
Reports and Financial Statements
For the year ended June 30, 2020

			in place	
		Renovation of institutional residential buildings	Number of units renovated	
		Affordable Housing Program	Number of units built	
DEPARTMENT OF AGRICULTURE, IRRIGATION, LIVESTOCK AND FISHERIES	To be innovative, commercially oriented and modern agriculture County	Planning and coordination services	Policies developed	
		Development of Human Resources	officers trained	
		Procurement of vehicles, motorcycle, tractors, boat and Agricultural machinery	No of vehicles procured	
		Sheep and goat's production	No of sheep and goats and trainings	-222 goats and 24 dairy cows procured and distributed to farmers to boost their production.

KISUMU COUNTY GOVERNMENT
Reports and Financial Statements
For the year ended June 30, 2020

		Emerging livestock production	No of trainings	
DEPARTMENT OF EDUCATION, HUMAN RESOURCE DEVELOPMENT AND ICT	To provide and promote social equity to the residents of Kisumu County through Education, Youth and Women Empowerment and Child Protection	Ministry to develop a Strategic Plan for year 2014-2018	Strategic plan 2014-2018	
		Monitoring & Evaluation, planning,	Number of M & E Reports	
		Annual performance review as Research and consultancy development	Number of Research proposals and reports	
		Pre-primary infrastructure improved	Number of new classrooms, toilets and administration blocks put up.	
		Capacities of communities to provide ECDE services enhanced	Percentage of ECD management committees that can handle Simple accounting of funds	
		Increased awareness of ECD activities by all stakeholders.	The percentage of children that are retained in the schools and new	

			children joining ECDE	
		The nutrition status of children attending ECDE enhanced	Percentage improved Mortality and retention rate among ECDE children	
		Performance of pre-primary children in co curricular activities enhanced	Number of children involved in co curricular activities. – Number of pre-primary schools involved in music/drama festivals	
		Pre-primary children equipped with school readiness skills	The proportion of children graduating from ECDE as school ready – Number of ECD centres that have quality teaching and play materials for children – Percentage increase of enrolment in ECD centres -	

KISUMU COUNTY GOVERNMENT I
Reports and Financial Statements
For the year ended June 30, 2020

		Capacity of ECDE teachers and DICECE trainers enhanced	Number of trained teachers in ECD centres Number of DICECE trainers inducted	
DEPARTMENT OF WATER, ENVIRONMENT & NATURAL RESOURCES	To Enhance Access to Safe and Healthy Environment, Climate resilience and Sustainable Water Supply through participatory and Multi- sectorial Approach	Water strategic plan launched.	County water strategic plan in place and	
		County water bill and water policy.	County Water bill and policy in place	
		Efficient service delivery	Customer care satisfaction	
		Improved water and sewerage service delivery Increased number of consumers.	Increased number of consumers using water from protected sources.	
		Reduced distance of fetching water	Reduced (ufw)	
		Sustained service delivery and Coverage of potable, affordable quality water	Uninterrupted service delivery. - Adequate supply of	

KISUMU COUNTY GOVERNMENT
Reports and Financial Statements
For the year ended June 30, 2020

			Safe water delivered to consumers.	
		Increased coverage of Consumers	Increased Number of functional water facilities	

4. CORPORATE SOCIAL RESPONSIBILITY STATEMENT/SUSTAINABILITY REPORTING

As a step towards realising its CSR obligation, the County Government through the Department of Livestock and Fisheries have created changes that enhances animal food and improves farm income for Kisumu County residents through commercialization of livestock value chains. Guided by the 3 pillars of putting the client first, delivering relevant goods and services and improving operational excellence, sustainability is critical for the success of the programs and projects.

In 2019/20 financial year, the department prioritized set of actions to focus investment in diary, poultry and fish value chains specifically adoption of technologies that would enhance productivity, guarantee food security and nutrition and promote agribusiness .This was achieved against a backdrop of COVID 19 pandemic and floods that presented unprecedented challenges revealing the lack of resilience and buffers in our food systems and livelihoods.

The continuation and sustainability of quality dairy herd improvement program rolled out 3 years ago is anchored on the use of artificial insemination a complementary initiative in the department. The three value chains also continue to attract investment from non-state actors and private organizations to strengthen resilience and buffer our food systems from external shocks and spur commercialization.

Besides the investments in introduction of improved technologies such as better livestock breeds, strengthening the organizational internal capacities to continuously identify factors affecting the growth of the sector and respond to emerging trends has been given prominence.

Environmental performance

The focus is on promotion of inclusive climate smart innovations and technologies that would create long term value and impact among the counties of Kisumu. The department has mainstreamed environmental conservation measures in its programs, preservation of animal local gene pool and diversity through selection among others. Close monitoring and surveillance of water bodies is also a key function of the department in order to safeguard the aquatic life.

Employee welfare

The sub-department is an equal opportunity employer. Accordingly, staff are deployed and developed irrespective of gender. The sub-department actively plans and budgets for continuous development of its staff both in short term and long-term training opportunities as a way of improving their knowledge and skills.

KISUMU COUNTY GOVERNMENT

Reports and Financial Statements

For the year ended June 30, 2020

Market place practices

Since, its services are offered without any monetary charge to the client, the sub-department actively discourages any form of corruption in their delivery. It employs fair competition in the management of its tendering processes by awarding and contracting the most competitive bid. On completion of supply of goods and services, the department expedites the processing of requisite documentation facilitate timely payment of contractors. The sub-department of Livestock and Fisheries has a vibrant tradition of continuous self-evaluation through use of feedback from its clients to improve its service delivery.

Community Engagement

The sub-department of Livestock and Fisheries offers free extension support services top all Kisumu County residents .Its frontline extension agents are embedded in the community thus accessible at all times to farmers in need of their services. Additionally, departmental development activities are aligned to community aspirations and needs that are captured during public participation.

KISUMU COUNTY GOVERNMENT
Reports and Financial Statements
For the year ended June 30, 2020

5. STATEMENT OF MANAGEMENT RESPONSIBILITIES

Sections 163,164 and 165 of the Public Finance Management Act, 2012 requires that, at the end of each financial year, the County Treasury shall prepare financial statements of each County Government entity, receiver of receipts and financial statements for all County Government entities in accordance with the standards and formats prescribed by the Public Sector Accounting Standards Board.

The County Executive Committee (CEC) member for finance of the County Government is responsible for the preparation and presentation of the County Government's financial statements, which give a true and fair view of the state of affairs of the County Government for and as at the end of the financial year ended on June 30, 2020. This responsibility includes: (i) maintaining adequate financial management arrangements and ensuring that these continue to be effective throughout the reporting period; (ii) maintaining proper accounting records, which disclose with reasonable accuracy at any time the financial position of the County Government; (iii) designing, implementing and maintaining internal controls relevant to the preparation and fair presentation of the financial statements, and ensuring that they are free from material misstatements, whether due to error or fraud; (iv) safeguarding the assets of the County Government; (v) selecting and applying appropriate accounting policies; and (vi) making accounting estimates that are reasonable in the circumstances.

The CEC member for finance accepts responsibility for the County Government's financial statements, which have been prepared on the Cash Basis Method of Financial Reporting, using appropriate accounting policies in accordance with International Public Sector Accounting Standards (IPSAS). The CEC member for finance is of the opinion that the County Government's financial statements give a true and fair view of the state of the County Government's transactions during the financial year ended June 30, 2020, and of its financial position as at that date. The CEC member for finance further confirms the completeness of the accounting records maintained for the County Government which have been relied upon in the preparation of the its financial statements as well as the adequacy of the systems of internal financial control.

The CEC member for finance confirms that the County Government has complied fully with applicable Government Regulations and the terms of external financing covenants (where applicable), and that the County Government's funds received during the year under audit were used for the eligible purposes for which they were intended and were properly accounted for. Further the CEC member for finance confirms that the County Government's financial statements have been prepared in a form that complies with relevant accounting standards prescribed by the Public Sector Accounting Standards Board of Kenya.

Approval of the financial statements

The County Government's financial statements were approved and signed by the CEC member for finance on 30/09/2020.

KISUMU COUNTY GOVERNMENT
Reports and Financial Statements
For the year ended June 30, 2020



George Omondi Okongo

County Executive Committee Member – Finance

REPUBLIC OF KENYA

Telephone: +254-(20) 3214000
E-mail: info@oagkenya.go.ke
Website: www.oagkenya.go.ke



HEADQUARTERS
Anniversary Towers
Monrovia Street
P.O. Box 30084-00100
NAIROBI

REPORT OF THE AUDITOR-GENERAL ON COUNTY EXECUTIVE OF KISUMU FOR THE YEAR ENDED 30 JUNE, 2020

REPORT ON THE FINANCIAL STATEMENTS

Adverse Opinion

I have audited the accompanying financial statements of County Executive of Kisumu set out on pages 1 to 60, which comprise of the statement of assets and liabilities as at 30 June, 2020, statement of receipts and payments, statement of cash flows and the summary statement of appropriation: recurrent and development combined for the year then ended, and a summary of significant accounting policies and other explanatory information in accordance with the provisions of Article 229 of the Constitution of Kenya and Section 35 of the Public Audit Act, 2015. I have obtained all the information and explanations which, to the best of my knowledge and belief, were necessary for the purpose of the audit.

In my opinion, because of the significance of the matters discussed in the Basis for Adverse Opinion section of my report, the financial statements do not present fairly, the financial position of the County Executive of Kisumu as at 30 June, 2020, and of its financial performance and its cash flows for the year then ended, in accordance with International Public Sector Accounting Standards (Cash Basis) and do not comply with the County Governments Act, 2012 and the Public Finance Management Act, 2012.

Basis for an Adverse Opinion

1.1 Inaccuracies in the Financial Statements

The statement of receipts and payments reflects various receipts balances which are at variance with similar balances as per the IFMIS Miscellaneous Receipts Report (MRR), resulting to an unexplained net difference of Kshs.1,690,153,373 as shown below:

Receipts	Statements of Receipts & Payments Kshs.	IFMIS Report Kshs.	Difference Kshs.
Exchequer Releases	7,544,172,968	6,031,317,213	1,512,855,755
County Own Generated Receipts	811,076,124	987,654,256	(176,578,132)
Transfers from Other Government Entities	353,875,750	0	353,875,750
Total	8,709,124,842	7,018,971,469	

Further, the statement of receipts and payments reflects total receipts of Kshs.8,733,502,114. However, the Controller of Budget Implementation Review Report for 2019/2020 reflected actual total receipts balance as Kshs.10,218,772,532 resulting to an un-explained variance of Kshs.1,485,270,418 between the two reports.

In addition, the exchequer releases of Kshs.7,544,172,968 includes an amount of Kshs.102,790,158 for Universal Health Care and Agriculture Sector Development Support Project (ASDSP). However, the Management did not provide the disbursement schedule to support the balance.

In absence of any reconciliation, the accuracy of the financial statements cannot be confirmed.

2. Unsupported County Own Generated Receipts

As disclosed in Note 9 to the financial statements, the statement of receipts and payments reflects county own generated receipts of Kshs.811,076,124. The balance includes payroll revenue surcharge of Kshs.6,228,243 that was not supported with detailed schedules of employee deductions. Revenue totalling to Kshs.5,886,736 collected by Maseno – Agriculture Training Centre was not remitted to the County Revenue Fund (CRF) account as per the requirements of Section 80 and 81 of the Public Finance Management (County Governments) Regulations, 2015 which states that all revenue collected by the County Government should be remitted to the CRF. Further, out of the total collections of Kshs.5,886,736, it was noted that Kshs.4,328,198 was spent at source and no approval or documentation was provided during audit to support the expenditure.

In the circumstances, the accuracy of county own generated receipts amounting to Kshs.811,076,124 in the financial statements could not be confirmed.

3. Unreturned Funds to CRF

As disclosed in Note 10 to the financial statements, the statement of receipts and payments reflects returned County Revenue Fund, CRF issues of Kshs.24,377,272 which were transfers from the Development Recurrent accounts at the Central Bank of Kenya. However, the balance excludes imprest and operations accounts that were holding a total balance of Kshs.4,229,013 at the end of the previous year which had not been transferred to the CRF account. Further, the transfers of Kshs.24,377,272 were done on 7 August, 2019.

Consequently, the accuracy and completeness of receipts of Kshs.24,377,272 reflected as returned County Revenue Fund issues in the statement of receipts and payments for the year ended 30 June, 2020, could not be confirmed.

4. Compensation of Employees

As disclosed in Note 11 to the financial statements, the statement of receipts and payments reflects compensation of employees' balance of Kshs.4,261,475,456. The balance includes pensions and other social security contributions amounting to Kshs.41,286,470. However, supporting documents provided for review indicate a total of Kshs.235,536,988 as spent on pension and social contribution resulting to a

variance of Kshs.194,250,518. Management has explained that the difference had been included in the basic salaries of permanent employees' balance. The mis-posting had not been corrected.

Further, the balance includes basic wages of temporary employees' balance of Kshs.129,674,986. However, payments amounting to Kshs.8,865,802 were not supported with payment vouchers, schedule of payees, approvals and support for work done.

In addition, the balance includes personal allowances paid as part of salary amounting to Kshs.1,594,196,492. However, review of documents indicates that the balance constitutes an amount of Kshs.16,402,366 paid to the County Public Service Board members as sitting allowances, travelling allowances, airtime and retainer allowances. However, Management did not avail supporting documents such as invitation letters, schedule or agenda of meetings as well as signed attendance sheets. The amount of Kshs.16,402,366 also includes Kshs.1,235,062 paid as honoraria to employees, the basis of which was not explained or supported.

Consequently, the accuracy, validity and completeness of the Kshs.4,261,475,456 spent as compensation of employees in the statement of receipts and payments for the year ended 30 June, 2020 could not be confirmed.

5. Use of Goods and Services

As disclosed in Note 12 to the financial statements, the statement of receipts and payments reflects use of goods and services of Kshs.995,424,701. The following observations were made:

5.1 Unsupported Payments

The balance includes several balances amounting to Kshs.10,135,479 that was not supported with relevant documents as tabulated below: -

No.	Item	Amount (Kshs.)	Supporting Documents not Availed
1	Fuel, Oil and Lubricants	3,638,239	Invoices, Work Tickets, Receipts or Payment Vouchers
2	Other Operating Expenses	2,828,440	Invoices, Payment Vouchers or Receipts
3	Routine Maintenance – Other Assets	2,000,000	No supporting documents
4	Routine Maintenance – Vehicles and Other Transport Equipment	1,668,800	Invoices, payment vouchers and receipts.
		10,135,479	

Management has not provided the supporting document to account for the above expenditure.

5.2 Irregular Insurance Costs

The balance includes an amount of Kshs.63,855,265 in respect of insurance costs. A review of the insurance records revealed the following issues:

- i. Management did not provide policy documents, quotations and records to show how the service providers were sourced for payments totalling to Kshs.4,716,395.
- ii. An insurance agent was engaged to facilitate covers for four (4) motor vehicles at a cost of Kshs.955,975 on 29 November, 2019. However, the certificate of insurance copy attached to the payment indicated that the cover's commencement date was 21 January, 2019 ten (10) months earlier.
- iii. A Debit Note No.9875 for premium cover amounting Kshs.5,123,098 listed twenty-one (21) vehicles that were covered. However, only sixteen (16) vehicle insurance certificates were provided to support the payment. There was no evidence that the other five (5) vehicles were covered.
- iv. A Debit Note No.9876 for premium cover amounting to Kshs.1,931,630 indicated that thirty-nine (39) vehicles were covered. However, three (3) of the vehicles were already included in an earlier Debit Note No.9875 above.
- v. Debit Note No.9877 for Kshs.2,028,539 indicated insurance for various vehicles but there was no list of the vehicles for which the premium was paid.
- vi. Six (6) debit notes with a cumulative premium value of Kshs.1,084,060 were not supported with copies of certificates of insurance.

5.3 Misclassification of Domestic Travel and Subsistence Expenses

The balance constitutes an amount of Kshs.168,085,892 in respect of domestic travel and subsistence which includes a payment of Kshs.641,439 to a travel agent for purchase of air tickets that was misclassified as domestic travel and subsistence.

5.4 Irregular Foreign Travel and Subsistence Expenses

In addition, the balance constitutes an amount of Kshs.31,181,771 in respect of foreign travel which includes a payment of Kshs.4,774,172 being shipping charges for a hyacinth harvester donated by the Indian Government on 19 May, 2020 which does not relate to foreign travel. Further, Management did not provide supporting documents showing how the service provider was sourced to undertake the clearing service and whether this cost had been factored in the budget and the procurement plan. The machine had also not been received at the time of payment.

Consequently, the accuracy, completeness and validity of the expenditure amounting to Kshs.995,424,701 under use of goods and services reflected in the statement of receipts and payments for the year ended 30 June, 2020 could not be confirmed.

6. Transfer to Other Government Units

As disclosed in Note 14 to the financial statements, the statement of receipts and payments reflects a balance of Kshs.1,775,555,843 in respect of transfer to other government entities. However, the following observations were made:

6.1 Misclassification of Expenditure

The balance includes payments to suppliers and contractors totalling Kshs.237,259,339 for various works, goods and services provided. It has been noted that the suppliers and contractors were not government agencies or entities established under the Public Finance Management County Government Regulations Sections 197(1) and 200(1) which set the guidelines for establishment of county funds and county corporations respectively. The payments should therefore have been classified as either use of goods and services or acquisition of assets as opposed to treating it as transfers to other government units.

In the circumstances, the financial statements are not fairly stated.

6.2 Unsupported Transfer to Vocational Training Institutions

The balance includes, under other current transfers, grants and subsidies, transfers to various vocational training centers amounting to Kshs.23,460,000. However, there were no acknowledgement letters from recipients or evidence for transfers of Kshs.18,760,000 to confirm that the institutions received the funds or expenditure returns to ensure that the funds were utilized as planned.

Consequently, the accuracy, validity and completeness of the expenditure amounting to Kshs.256,019,339 included in the transfers to other government units for the year ended 30 June, 2020 could not be confirmed.

7. Acquisition of Assets

As disclosed in Note 17 to the financial statements, the statement of receipts and payments reflects a balance of Kshs.1,116,320,347 under acquisition of assets. The following observations were made:

7.1 Unsupported Acquisition of Land

The balance includes an amount of Kshs.20,000,000 relating to acquisition of land. However, the balance differs significantly with the balance of Kshs.32,000,000 verified from other records provided for audit review by Kshs.12,000,000. From these records, the amount was paid for purchase of a thirty-four (34) hectares parcel of land for relocation of the Kachok dumpsite and thus an unexplained difference of Kshs.12,000,000 in the reported balance. Management is yet to obtain ownership documents such as title deed for the land and make use of the site for refuse disposal.

7.2 Irregular Off-setting of Expenditure

The balance includes a negative amount of Kshs.3,720,601 in respect of rehabilitation and renovation of plant, machinery and equipment which has been set-off in arriving at total value of Kshs.1,116,320,347. Management has not explained what the amount represented and the rationale of setting it off against the amount under acquisitions of the assets in the year under review.

7.3 Other Unsupported Expenditure

The balance also includes the following amount that were not supported:

No.	Item	Amount (Kshs.)	Documents Not Provided
1	Purchases of Trucks Under Purchase of Vehicles and Other Transport Equipment	32,250,000	Payment Vouchers, Procurement documents and other relevant records.
2	Purchase of a Photocopier, Computers and Other Equipment under Purchase of Office Furniture and General Equipment	631,000	Payment vouchers, Procurement documents and other relevant records.
3	Research Studies, Project Preparation and Design	4,074,929	Payment vouchers, Procurement documents and other relevant records
	Total	36,955,929	

7.4 Irregular Payment for Renovation of Deputy Governor's House

During the year under review, Management spent Kshs.5,000,000 for the renovation of the deputy governor's house. However, the Bills of Quantities were not signed, had no preparation date and tender reference numbers. The contract agreement did not disclose the contract timeframe and the contract amount.

Further, the works done under payment certificate number One (No. 1) dated 17 June, 2019 amounting to Kshs.5,000,000 was not supported by an inspection and acceptance report and letter of appointment of the inspection committee. There was no document provided to support certified works and hence it was difficult to confirm the extent of the works which were done while the tender advert, regret letters and other procurement documents were not availed for audit review.

Consequently, the accuracy, validity and completeness of Kshs.1,116,320,347 in respect of acquisition of assets reflected in the statements of receipts and payments for the year ended 30 June, 2020 could not be confirmed.

8. Cash and Cash Equivalents

As disclosed in Note 21A and 21B, the statement of assets and liabilities reflects cash and cash equivalents balance of Kshs.1,890,874,366 which constitutes a bank balance of Kshs.1,890,819,766 and cash balances of Kshs.54,600. The following observations were made:

- i) As listed in Note 21A to the financial statements, the balance includes bank balances of Kshs.1,890,819,766 which comprised of fifty-three (53) bank account balances. However, the cashbooks and bank reconciliations for twenty-four (24) of the bank accounts totalling to Kshs.260,758,079 were not provided for audit review.

- ii) The balance includes two deposit account balances held in Co-operative Bank and Commercial Bank of Kenya with unrepresented cheques amounting to Kshs.23,716,953 and Kshs.9,764,398 respectively, which were stale and had not been reversed in the respective cashbooks.
- iii) The County Executive had sixteen (16) bank accounts which were dormant and had nil balances as per the bank statements as at 30 June, 2020 but no evidence was provided to explain why the Management continued to maintain the accounts which are not operational. Bank balance certificates for these bank accounts were also not availed for audit review.
- iv) Cashbooks, bank reconciliations, board of survey and certificate of bank balances for eighty-three (83) bank accounts operated by the health facilities in the county were not provided for audit review and the account balances for these banks were not included in the financial statements.
- v) Further, the bank balances in the following bank accounts held by the County Executive of Kisumu were not disclosed;

No.	Account Name	Bank
1.	Covid 19 response Kisumu County	SBM bank
2.	Jaramogi Oginga Odinga Teaching and Referral Hospital	KCB
3.	Jaramogi Oginga Odinga Teaching and Referral Hospital -Retention	KCB

- vi) Payments in the bank but not yet recorded in the cashbooks amounted to Kshs.9,257,620 for Kisumu County Deposit account as per the bank reconciliation statement provided. There were no explanations on why the transactions were not posted to the cashbooks. The county did not also maintain a cheque register for tracking the movement of cheques issued.
- vii) During the year under review, three bank accounts namely, Kenya Urban Support Program account, Kisumu Devolution Support Program account and Covid-19 Response account were opened but the letters of authorization to open the accounts were not submitted to the Office of the Auditor-General and Controller of Budget as stated in Regulation 82(5) of the Public Finance Management (County Governments) Regulations, 2015.
- viii) The cash balances amounting to Kshs.54,600 as at 30 June, 2020 were held at four locations. However, no board of cash survey certificates were provided for audit review.

Consequently, the accuracy, validity, and completeness of cash and cash equivalents balance of Kshs.1,890,874,366 reflected in the statement of assets and liabilities as at 30 June, 2020 could not be confirmed.

9. Inaccuracies in the Statement of Cash Flows

The statement of cash flows reflects an increase in accounts receivables of Kshs.96,635,084 which differs significantly with the actual movement in accounts

receivables of Kshs.668,515,761 which was a decrease from Kshs.783,346,771 as at 30 June, 2019 to Kshs.114,831,010 as at 30 June, 2020 as per the statement of assets and liabilities.

Consequently, the accuracy of the statement of cash flows could not be confirmed.

10. Unsupported Accounts Payables - Deposit and Retentions

The statement of assets and liabilities reflects accounts payables – deposits and retentions balance of Kshs.27,768,566. However, no schedule was provided for audit review to confirm the entities or firms that the amounts related to. It was not possible to confirm that the payments had been made after year end for projects that had been handed over and the retention period lapsed as there was no record of the same.

Consequently, the propriety, accuracy and completeness of the accounts payables – deposits and retentions balance of Kshs.27,768,566 as at 30 June, 2020 could not be confirmed.

11. Prior Year Adjustment

As disclosed in Note 25, and as reported in the previous year, the statement of assets and liabilities reflects a prior year adjustments of Kshs.645,737,153 (2018/2019: Kshs.842,611,821) debits which had not been supported with journal vouchers or explanations of the errors as stipulated in the reporting template and the International Public Sector Accounting Standards 3 - Accounting Policies, Changes in Accounting Estimates and Errors Para. 54.

Consequently, the accuracy, validity and completeness of prior year adjustments of Kshs.645,737,153 as at 30 June, 2020 could not be confirmed.

12. Irregular Purchase of a Bus

The Management entered into a contract with a motor dealer for the purchase and delivery of a twenty-nine (29) sitter bus at a cost of Kshs.4,915,000 which was paid in the year under review. However, a review of the procurement documents indicated that the tender was declared unresponsive by the evaluation committee on 4 April, 2019 and recommended for re-tendering. However, Management instead used a contract from the Supplies Branch to purchase the bus against the recommendation of the evaluation committee. The Supplies Branch contract relied on had also expired on 20 January, 2019. The notification of award was also dated 10 April, 2019 but the supplier accepted the offer on 20 June, 2019 two (2) months later.

Consequently, the propriety of Kshs.4,915,000 in respect of acquisition of assets reflected in the statements of receipts and payments for the year ended 30 June, 2020 could not be confirmed.

The audit was conducted in accordance with International Standards of Supreme Audit Institutions (ISSAIs). I am independent of the County Executive of Kisumu Management in accordance with ISSAI 130 on Code of Ethics. I have fulfilled other ethical responsibilities in accordance with the ISSAI and in accordance with other ethical requirements applicable to performing audits of financial statements in Kenya.

I believe that the audit evidence I have obtained is sufficient and appropriate to provide a basis for my Adverse opinion.

Emphasis of Matter

Pending Bills

Note 28(1) – other important disclosures on pending accounts payables indicates that the outstanding balance as at 30 June, 2020 was Kshs.2,309,494,252. However, review of pending bills revealed the following unsatisfactory matters:

- i. The second approved supplementary budget for the financial year 2019/2020 had allocated a total of Kshs.1,473,800,116 for payment of pending bills. However, the list of the eligible pending bills and a report of the pending bills resolution committee were not provided for audit review.
- ii. The year 2019/2020 list of pending bills reflected debts related to gratuity and medallion awards owed to various staff amounting to Kshs.278,268,393 but the dates of the medallion awards and gratuities were not indicated.
- iii. Included in the actual list of pending bills as at 30 June, 2020 are claims amounting to Kshs.86,138,196 that are not adequately supported with either delivery notes, invoices and other procurement records.
- iv. Included in the pending bills list are amounts totalling Kshs.5,163,723 for incomplete works as observed during the physical verification of projects.
- v. From the records availed for audit, it was observed that invoices amount for certified works for construction of Kombewa market was Kshs.16,888,340. However, only Kshs.3,114,739 was included in the pending bills. The variance of Kshs.13,773,602 was not explained.
- vi. During 2013-2014 financial year, the Ministry of Health (MOH) had paid salaries totalling Kshs.709,470,408 on behalf of all County Government of Kisumu which were to be recovered in the same financial year. However, Management had paid MOH an amount of Kshs.357,612,798 leaving an unpaid balance of Kshs.351,857,610. The amount had not been included in the pending bills as at 30 June, 2020.
- vii. A pending bills resolution committee was formed and gazetted on 12 July, 2019. The process of recruitment of the chairman and how he was to be remunerated was not been explained.

Management has not explained how the pending bills will be settled

My opinion is however not modified based on the effects of the matters described above.

Key Audit Matters

Key audit matters are those matters that, in my professional judgment, are of most significance in the audit of the financial statements. There were no key audit matters to report in the year under review.

Other Matter

1.0 Budgetary Control and Performance

The summary statement of appropriation: recurrent and development combined reflects final receipts budget and actual on comparable basis of Kshs.11,499,036,874 and Kshs.8,733,502,114 respectively resulting to an under-funding of Kshs.2,765,534 or 24% of the budget. Similarly, the statement reflects final expenditure budget and actual on comparable basis of Kshs.11,499,036,874 and Kshs.8,351,693,097 respectively, resulting to an under-funding of Kshs.3,147,343,777 or 27% of the budget. The expenditure was limited to the amount realised.

Management explained that the variances noted above were as a result of delays in the disbursement of funds from the National Government. The delay has the effect of denying the residents of Kisumu County the benefits accruing from the planned projects.

The underfunding and under-expenditure affected the planned activities and impacted adversely on service delivery to the residents of Kisumu County.

2.0 Unresolved Prior Year Matters

In the audit report of the previous year, several issues were raised under the Report on Financial Statements, Report on Lawfulness and Effectiveness in Use of Public Resources, and Report on Effectiveness of Internal Controls, Risk Management and Governance. However, the Management has not resolved the issues nor given any explanation for failure to adhere to the provisions of the Public Sector Accounting Standards Board templates and The National Treasury's Circular No. AG.4/16/3 Vol.1(9) dated 24 June, 2020.

REPORT ON LAWFULNESS AND EFFECTIVENESS IN USE OF PUBLIC RESOURCES

Conclusion

As required by Article 229(6) of the Constitution, because of the significance of the matters discussed in the Basis for Conclusion on Lawfulness and Effectiveness in Use of Public Resources section of my report, I confirm that public resources have not been applied lawfully and in an effective way.

Basis for Conclusion

1. Non-Compliance with Law on Ethnic Composition

An analysis of the June, 2020 payroll revealed that the County Executive had a total of 3,346 permanent and pensionable employees out of which 2,890 (86%) were from the dominant ethnic community in the county. This is contrary to Section 7(1) and (2) of the National Cohesion and Integration Act, 2008 which states that, "all public offices shall seek to represent the diversity of the people of Kenya in employment of staff and

that no public institution shall have more than one third of its staff establishment from the same ethnic community”.

In the circumstances, Management is in breach of the law.

2. Non-Compliance with Law on the Budget Process

The Management did not provide supporting documents for the County Executive budget for the financial year 2019/2020. There was no evidence provided to show that the County Budget Review and Outlook Paper (CBROP) and the debt policy document were submitted to the County Executive Committee for approval by 14 October, 2018, published and publicized by 30 October, 2018. Further, the budget policy statement and public participation process documents including invitation notices, attendance registers and minutes of the forums/meetings were not availed for audit review. This is contrary to the Public Finance Management Act, 2012 section 125 – 137, Section 87 of the County Governments Act 2012 and Section 21 – 28 of the Kisumu County Public Participation Act 2015.

The Management was therefore in breach of the law.

3. Non-Compliance with the Public Procurement and Assets Disposal Act, 2015

3.1 Irregular Procurement of High Roof Ambulances

The Management spent an amount of Kshs.28,438,500 for purchase of three (3) high roof ambulances. The tender evaluation committee minutes indicated that only one (1) bidder submitted the bid and was awarded the tender. This was contrary to Regulation 54(3) of the Public Procurement and Disposal Regulations, 2006 that requires minimum of at least ten (10) suppliers from prequalified list for use of restricted tendering. Even though the committee recommended negotiations with the bidder on the price, there is no evidence that this was done.

3.2 Procurement Plan and Lack of E-Procurement

The Management did not prepare the procurement plan in accordance with the Section 53 of the Public Procurement and Asset Disposal Act, 2015 which requires the plan to contain a description of the procuring items, unit Cost, estimated contract value, and the procurement method to be used. Further, bid documents for the year to suppliers were delivered manually instead of using the e-procurement as per the Presidential Executive Order on Procurement of Public Goods, Works and Services by Public Entities issued on 13 June, 2018 that required that from the 1 January, 2019, all public procurement will be undertaken through the electronic platform of the Integrated Financial Management Information System (IFMIS).

The Management was therefore in breach of the law.

4. Irregular Payment for Debt Collection Services

The Management made payments amounting to Kshs.38,050,660 to a debt collection consultant. However, review of the signed contract agreement revealed that the contract document had terms that reimbursable costs of Kshs.7,902,000 were charged

to the County Executive yet they were not initially in the tender documents. These costs were also not supported with receipts and search reports for the reimbursements claimed. The invoices issued by consultant indicated the rates were exclusive of VAT but the contract stated that they were to be inclusive.

Further, for the digitized 17,408 plots as at 30 June, 2020 the consultant had billed and been paid a sum of Kshs.30,148,660. However, the signed contract agreement had specified the rate of Kshs.1,500 inclusive of VAT per plot, the cost would have been Kshs.26,112,000 thereby resulting in overpayment by Kshs.4,036,660.

Consequently, the value for money on the additional cost spent on the contract may not have been realized.

5. Compliance with the Kisumu County Covid-19 Emergency Fund Regulations, 2020

During the year under review, Management opened an independent account to receive and expense Covid-19 funds. However, the account operated at SBM Bank under the Covid-19 Response Kisumu County was opened before the Fund was enacted. The account opening instructions and approval by The National Treasury were not provided for audit review. It was therefore, not possible to confirm if the Fund account was opened as required by the Public Finance Management Act, 2012, the County Governments Regulations, 2015 section 82(1) and the Kisumu County Covid-19 Emergency Fund Regulations, 2020 which requires the County Government to open an independent account to receive and expense Covid-19 funds.

- i) Further, the County received a total of Kshs.217,520,000 from the CRF account for utilization to fight COVID-19 pandemic which comprised of Kshs.159,820,000 from the National Government, Kshs.50,000,000 from County own funds and Kshs.7,700,000 grants from DANIDA. The County further received Kshs.400,000,000 from the National Government (Ministry of Health) which was transferred directly to Jaramogi Oginga Odinga Teaching and Referral Hospital. No funds had been utilized as at 30 June, 2020. No explanation was provided for the delay, given that it was meant for emergency response. The residents of Kisumu County had not benefited from the funds totalling Kshs.217,520,000.
- ii) In addition, Management paid Kshs.4,447,600 to two (2) consultancy firms, under other operating expenses, for the development of strategic plans for two departments. The Management had invited bids under request for quotation from three (3) firms but two (2) were eliminated at the preliminary evaluation stage. The firms invited were not in the prequalified list of suppliers contrary to section 95 of the Public Procurement and Asset Disposal Act, 2015. The process was therefore, also non-competitive as only one (1) firm was evaluated on the technical and financial proposal. The reports were yet to be implemented as they have not yet been approved by the Executive for implementation.
- iii) Management also paid an amount of Kshs.136,895,906 under emergency relief and refugee assistance, directly from the County Treasury. Further, a direct supply of Kshs.5,311,700 for blankets, masks, gumboots and gloves was made without supporting documents to justify the same. This is contrary to the Public Finance

Management Act, 2012 Section 110 that states that a County Executive Committee may, with the approval of the County Assembly establish an emergency fund for the County Government.

Consequently, the Management was in breach of the law.

6. Non-compliance with the Law on Fiscal Responsibility-Wage Bill

During the year under review, the total compensation of employees amounted to Kshs.4,261,475,456 which is 49% of total receipts of Kshs.8,733,502,114 as reflected in the statements of receipts and payments. This contravenes section 25(1)(b) of the Public Finance Management County Governments Regulations 2015 which states that compensation of employees should not exceed thirty-five (35%) percent of the County Government's total revenue for that year.

Consequently, the Management was in breach of the law.

7. Long Outstanding Imprests

The statement of assets and liabilities reflects accounts receivables – outstanding imprests of Kshs.114,831,010. However, there was no evidence that imprests had been surrendered or accounted for as at 30 June, 2020. Further, a sample of employees with outstanding imprest indicated that several employees were issued with multiple imprests before surrender of others previously issued to them. The above is contrary to Regulations 93(5) of the Public Finance Management County Governments Regulations 2015 that requires imprest be surrendered or accounted for within 7 working days after returning to duty station.

Consequently, the Management was in breach of the law.

The audit was conducted in accordance with ISSAI 4000. The standard requires that I comply with ethical requirements and plan and perform the audit to obtain assurance about whether the activities, financial transactions and information reflected in the financial statements are in compliance, in all material respects, with the authorities that govern them. I believe that the audit evidence I have obtained is sufficient and appropriate to provide a basis for my conclusion.

REPORT ON EFFECTIVENESS OF INTERNAL CONTROLS, RISK MANAGEMENT AND GOVERNANCE

Conclusion

As required by Section 7(1)(a) of the Public Audit Act, 2015, because of the significance of the matters discussed in the Basis for Conclusion on Effectiveness of Internal Controls, Risk Management and Governance section of my report, based on the audit procedures performed, I confirm that internal controls, risk management and governance were not effective.

Basis for Conclusion

1. Lack of Updated Fixed Assets Register

Annexure 5 – Summary of fixed assets register to the financial statements indicates a total assets cost of Kshs.5,074,776,975 as at 30 June, 2020. However, the County Executive did not have an up-to-dated consolidated fixed assets register as only three (3) departments namely; Department for Education, ICT & Human Resource Development, Department for Water and Sewerage Services and Department for Agriculture, Irrigation, Livestock and Fisheries had submitted their asset registers to the assets register consolidation committee that is charged with the responsibility of consolidating the assets owned by the County Executive. However, the register kept by the Department for Education did not include the construction of ECD facilities. In addition, the County Executive had not valued its parcels of land for complete recording in the register. In addition, assets previously held by the defunct local authorities had not been fully identified, secured and taken on charge.

Consequently, the ownership, accuracy and completeness of existing assets register could not be confirmed for the year ended 30 June, 2020

2. Weak Internal Audit Unit

During the year under review, the Internal Audit Unit had only four (4) technical officers casting doubt on the capacity of the officers to audit the fourteen (14) departments. Further, although the Audit Committee was formed on 17 May, 2018, there was no evidence that it held any meetings in the year.

In the circumstances, it has not been possible to confirm existence of an effective internal controls and governance mechanism of the operations.

3. Human Resource Matters

Review of the Human Resource Management records revealed that the County Executive did not have: -

- i) An approved staff establishment, an annual recruitment plan and clear basis for transfers and promotions. In the circumstance, it is not known how and on what basis the County Public Service Board managed the recruitment of human resources.
- ii) A training committee as provided in Section 9.6 of the County Public Service Human Resource Policy and Procedures Manual 2015, which states that a training committee will be established to continuously consider and review training needs from all the departments in order to ensure fairness, equity and relevance. The officer responsible for public service or his appointed designate will chair the committee while the head of the Human Resources Management will serve as the secretary.
- iii) An integrated Human Resource Management Information System. As a result, reports relating to employees such as the employees hired, employee exits, and

promotions made during the year could not be obtained. Further, the process, procedures and documentation for creating and removing employees in the payroll could not be confirmed.

In the circumstances, Management has not instituted effective mechanism in the management of Human Resource and ensure accurate and credible data which could be relied on in the decision-making process.

4. Lack of Reconciliation of Revenues

Review of revenue records revealed that the County Executive has been collecting local revenue from three main platforms namely:- E-Citizen platform used for trade licenses, public health and E- construction; LAIFOMS used in collection of building plans revenue, rent, land rates; and County Pro used in collection of business permit. It has been observed that the above systems are not integrated to enable easier and accurate reporting on revenue. It has not been possible to link the collections to the bankings as there were no unique identifier or proper reconciliations and consolidation statements generated for review.

Consequently, existence of efficient internal controls on revenue collections could not be confirmed.

5. Weak Application of Information Communication Technology (ICT)

Review of the County Information Communication Technologies, ICT platforms revealed that the County Executive did not have ICT steering and strategic committees and there was no formally approved ICT security policy to ensure data confidentiality, integrity and availability. The absence of an approved security policy indicates that there is no clear direction to maintain information security across the organization and to properly safeguard the organizations' assets.

Further, there was no approved ICT continuity plan or disaster recovery plan hence posing a risk of not recovering its normal operational data in case of loss. The entity also has no mechanism of storing system backed up data off-site neither does it implement an off-site storage for copies of relevant documents and no approved backup and retention strategy for storing system data and storing them off-site.

Therefore, with no system data backups existing and a disaster occurs, the county may not be able to continue services normally.

6. Weak Application of the Integrated Financial Management Information System (IFMIS)

Review of the IFMIS transactions and analysis of the local purchase orders (LPOs) posted in IFMIS showed that two LPOs/LSOs billed exceeded the commitment (estimated) cost by over 30%. This may be an indication of either poor market survey of goods/services procured or an entity issuing LPOs/LSOs regardless of the committed amount. The IFMIS control is also weak as it allowed excess billing.

Further, analysis of the LPOs/LSOs processed against the payments made revealed that there were 2,910 LPOs/LSOs for amounts totalling Kshs.2,997,380,035 that were paid for but the value of the goods/services was not captured in IFMIS while there were 2,745 LPOs/LSOs for a cumulative amount of Kshs.3,139,495,077 that were paid to vendors who had not been defined in IFMIS as at 30 June, 2020.

In addition, analysis of the vendors' list in IFMIS indicated that there were vendors who had different supplier numbers but similar vendor names but Management used both supplier numbers to process invoices and make payments to the vendors. There were ninety-two (92) payments to vendors for amounts totalling Kshs.234,591,399 whose invoices had not been captured in IFMIS. Further, analysis of the payment details report showed that there were (3) transactions amounting to Kshs.134,563,417 that were paid in cash as per the item description.

Consequently, it has not been possible to confirm the existence of effective utilisation of IFMIS functionalities and controls in the management of public resources.

7. Long Outstanding Rates Arrears

Examination of the LAIFOMS report revealed that land rates amounting to Kshs.1,037,779,036 were still in arrears as at 30 June, 2020. These have fallen due over the years and no efforts have been made to collect them.

In the circumstances, I am unable to confirm existence of effective debt collection mechanisms.

The audit was conducted in accordance with ISSAI 2315 and ISSAI 2330. The standards require that I plan and perform the audit to obtain assurance about whether effective processes and systems of internal control, risk management and overall governance were operating effectively, in all material respects. I believe that the audit evidence I have obtained is sufficient and appropriate to provide a basis for my conclusion.

Responsibilities of Management and those Charged with Governance

Management is responsible for the preparation and fair presentation of these financial statements in accordance with International Public Sector Accounting Standards (Cash Basis) and for maintaining effective internal control as Management determines is necessary to enable the preparation of financial statements that are free from material misstatement, whether due to fraud or error and for its assessment of the effectiveness of internal control, risk management and overall governance.

In preparing the financial statements, Management is responsible for assessing the County Executive's ability to continue to sustain its services, disclosing, as applicable, matters related to sustainability of services and using the applicable basis of accounting unless Management is aware of the intention to dissolve the County Executive or to cease operations.

Management is also responsible for the submission of the financial statements to the Auditor-General in accordance with the provisions of Section 47 of the Public Audit Act, 2015.

In addition to the responsibility for the preparation and presentation of the financial statements described above, Management is also responsible for ensuring that the activities, financial transactions and information reflected in the financial statements are in compliance with the authorities which govern them, and that public resources are applied in an effective way.

Those charged with governance are responsible for overseeing the financial reporting process, reviewing the effectiveness of how the County Executive monitors compliance with relevant legislative and regulatory requirements, ensuring that effective processes and systems are in place to address key roles and responsibilities in relation to overall governance and risk management, and ensuring the adequacy and effectiveness of the control environment.

Auditor-General's Responsibilities for the Audit

The audit objectives are to obtain reasonable assurance about whether the financial statements as a whole are free from material misstatement, whether due to fraud or error, and to issue an auditor's report that includes my opinion in accordance with the provisions of Section 48 of the Public Audit Act, 2015 and submit the audit report in compliance with Article 229(7) of the Constitution. Reasonable assurance is a high level of assurance, but is not a guarantee that an audit conducted in accordance with ISSAIs will always detect a material misstatement and weakness when it exists. Misstatements can arise from fraud or error and are considered material if, individually or in the aggregate, they could reasonably be expected to influence the economic decisions of users taken on the basis of these financial statements.

In addition to the audit of the financial statements, a compliance audit is planned and performed to express a conclusion about whether, in all material respects, the activities, financial transactions and information reflected in the financial statements are in compliance with the authorities that govern them and that public resources are applied in an effective way, in accordance with the provisions of Article 229(6) of the Constitution and submit the audit report in compliance with Article 229(7) of the Constitution.

Further, in planning and performing the audit of the financial statements and audit of compliance, I consider internal control in order to give an assurance on the effectiveness of internal controls, risk management and overall governance processes and systems in accordance with the provisions of Section 7(1)(a) of the Public Audit Act, 2015 and submit the audit report in compliance with Article 229(7) of the Constitution. My consideration of the internal control would not necessarily disclose all matters in the internal control that might be material weaknesses under the ISSAIs. A material weakness is a condition in which the design or operation of one or more of the internal control components does not reduce to a relatively low level the risk that misstatements caused by error or fraud in amounts that would be material in relation to the financial statements being audited may occur and not be detected within a timely period by employees in the normal course of performing their assigned functions. Because of its inherent limitations, internal control may not prevent or detect misstatements and instances of non-compliance. Also, projections of any evaluation of effectiveness to future periods are subject to the risk that controls may become inadequate because of changes in conditions, or that the degree of compliance with the policies and procedures may deteriorate.

As part of an audit conducted in accordance with ISSAIs, I exercise professional judgement and maintain professional skepticism throughout the audit. I also:

- Identify and assess the risks of material misstatement of the financial statements, whether due to fraud or error, design and perform audit procedures responsive to those risks, and obtain audit evidence that is sufficient and appropriate to provide a basis for my opinion. The risk of not detecting a material misstatement resulting from fraud is higher than for one resulting from error, as fraud may involve collusion, forgery, intentional omissions, misrepresentations, or the override of internal control.
- Evaluate the appropriateness of accounting policies used and the reasonableness of accounting estimates and related disclosures made by the Management.
- Conclude on the appropriateness of the Management's use of the applicable basis of accounting and, based on the audit evidence obtained, whether a material uncertainty exists related to events or conditions that may cast significant doubt on the County Executive's ability to continue to sustain its services. If I conclude that a material uncertainty exists, I am required to draw attention in the auditor's report to the related disclosures in the financial statements or, if such disclosures are inadequate, to modify my opinion. My conclusions are based on the audit evidence obtained up to the date of my audit report. However, future events or conditions may cause the County Executive to cease to continue to sustain its services.
- Evaluate the overall presentation, structure and content of the financial statements, including the disclosures, and whether the financial statements represent the underlying transactions and events in a manner that achieves fair presentation.
- Obtain sufficient appropriate audit evidence regarding the financial information and business activities of the County Executive to express an opinion on the financial statements.
- Perform such other procedures as I consider necessary in the circumstances.

I communicate with the Management regarding, among other matters, the planned scope and timing of the audit and significant audit findings, including any significant deficiencies in internal control that are identified during the audit.

I also provide Management with a statement that I have complied with relevant ethical requirements regarding independence, and to communicate with them all relationships and other matters that may reasonably be thought to bear on my independence, and where applicable, related safeguards.


CPA Nancy Gathungu, CBS
AUDITOR-GENERAL

Nairobi

02 December, 2021

KISUMU COUNTY GOVERNMENT
Reports and Financial Statements
For the year ended June 30, 2020

7. FINANCIAL STATEMENTS


7.1. STATEMENT OF RECEIPTS AND PAYMENTS

RECEIPTS			
Exchequer releases	1	7,544,172,968	7,726,056,556
Proceeds from Domestic and Foreign Grants	2		0
Transfers from Other Government Entities	3	353,875,750	181,881,624
Proceeds from Domestic Borrowings	4		0
Proceeds from Foreign Borrowings	5		0
Proceeds from Sale of Assets	6		0
Reimbursements and Refunds	7		0
Returns of Equity Holdings	8		0
County Own Generated Receipts	9	811,076,124	1,012,716,638
Returned CRF issues	10	24,377,272	0
TOTAL RECEIPTS		8,733,502,114	8,920,654,818
PAYMENTS			
Compensation of Employees	11	4,261,475,456	3,439,295,636
Use of goods and services	12	995,424,701	1,186,098,234
Subsidies	13	-	0
Transfers to Other Government Units	14	1,775,555,843	151,641,045
Other grants and transfers	15	194,580,760	171,008,453
Social Security Benefits	16	8,335,990	31,821,721
Acquisition of Assets	17	1,116,320,347	2,526,071,309
Finance Costs, including Loan Interest	18	-	0
Repayment of principal on Domestic and Foreign borrowing	19	-	0
Other Payments	20	-	0
TOTAL PAYMENTS		8,351,693,097	7,505,936,398
SURPLUS/DEFICIT		381,809,017	1,414,718,420


Included in the Kshs. 7,544,172,968 exchequer releases figure is Kshs.102,790,158 which relates to the previous FY 2018/2019 (UHC arrears Kshs.91,525,545 and ASDSP Arrears Kshs. 11,264,613) but received during the FY 2019/2020. These were re budgeted and forms part of the adjustments under transfers from other government entities in the statement of appropriations combined.

KISUMU COUNTY GOVERNMENT
Reports and Financial Statements
For the year ended June 30, 2020

The accounting policies and explanatory notes to these financial statements form an integral part of the financial statements. The entity financial statements were approved on 30/09/2020 and signed by:



Ag. Chief Officer
Name: Wilson Opondo Abiero




Head of Treasury
Name: Keziah Okoth
ICPAK No. 4499


KISUMU COUNTY GOVERNMENT
Reports and Financial Statements
For the year ended June 30, 2020

7.2. STATEMENT OF ASSETS AND LIABILITIES

FINANCIAL ASSETS			
Cash and Cash Equivalents			
Bank Balances	21A	1,890,819,766	1,453,899,364
Cash Balances	21B	54,600	22,814,736
Total Cash and cash equivalent		1,890,874,366	1,476,714,100
Accounts receivables – Outstanding Imprests	22	114,831,010	783,346,771
TOTAL FINANCIAL ASSETS		2,005,705,376	2,260,060,871
FINANCIAL LIABILITIES			
Accounts Payables – Deposits and retentions	23	27,768,566	18,195,925
NET FINANCIAL ASSETS		1,977,936,810	2,241,864,946
REPRESENTED BY			
Fund balance b/fwd	24	2,241,864,946	1,669,758,348
Prior year adjustments	25	(645,737,153)	(842,611,821)
Surplus/Deficit for the year		381,809,017	1,414,718,420
NET FINANCIAL POSITION		1,977,936,810	2,241,864,946

The accounting policies and explanatory notes to these financial statements form an integral part of the financial statements. The entity financial statements were approved on 30/09/2020 and signed by:


 Ag. Chief Officer
 Name: Wilson Opondo Abiero


 Head of Treasury
 Name: Keziah Okoth
 ICPAK No. 4499

KISUMU COUNTY GOVERNMENT
Reports and Financial Statements
For the year ended June 30, 2020


7.3. STATEMENT OF CASH FLOWS


	Note	2019/2020	2018/2019
Receipts from operating income			
Exchequer Releases	1	7,544,172,967	7,726,056,556
Proceeds from Domestic and Foreign Grants	2		0
Transfers from Other Government Entities	3	353,875,750	181,881,264
Returns of Equity Holdings	8	-	0
County Own Generated Receipts	9	811,076,124	1,012,716,638
Returned CRF issues	10	24,377,272	0
Sub total		8,733,502,113	8,920,654,818.20
Payments for operating expenses			
Compensation of Employees	11	4,261,475,456	3,439,295,636
Use of goods and services	12	995,424,701	1,186,098,234
Subsidies	13	-	0
Transfers to Other Government Units	14	1,775,555,843	151,641,045
Other grants and transfers	15	194,580,760	171,008,453
Social Security Benefits	16	8,335,990	31,821,721
Finance Costs, including Loan Interest	18	-	0
Other Payments	20	-	0
Sub Total		7,235,372,750	4,979,865,089
Adjusted for:			
Decrease/(Increase) in Accounts receivable: (outstanding imprest)	26	(96,635,084)	
Increase/(Decrease) in Accounts Payable: (deposits and retention)	27	9,572,641	0
Other Adjustments-Changes in prior year adjustment	25	(645,737,153)	(842,611,822)
Net cash flow from operating activities		765,329,766	3,098,177,907
CASHFLOW FROM INVESTING ACTIVITIES			
Proceeds from Sale of Assets	6	-	0
Acquisition of Assets	17	1,116,320,347	2,526,071,309
Net cash flows from Investing Activities		(1,116,320,347)	(2,526,071,309)
CASHFLOW FROM BORROWING ACTIVITIES			
Proceeds from Domestic Borrowings	4		0
Proceeds from Foreign Borrowings	5		0
Repayment of principal on Domestic and Foreign borrowing	19	-	0
Net cash flow from financing activities			0

KISUMU COUNTY GOVERNMENT
Reports and Financial Statements
For the year ended June 30, 2020

NET INCREASE IN CASH AND CASH EQUIVALENTS		(350,990,581)	572,106,598
Cash and cash equivalents at BEGINNING of the year	21	2,241,864,946	1,669,758,348
Cash and cash equivalents at END of the year	24	1,890,874,366	2,241,864,946

The accounting policies and explanatory notes to these financial statements form an integral part of the financial statements. The entity financial statements were approved on 30/09/ 2020 and signed by:


 Ag.Chief Officer
 Name: Wilson Opondo Abiero


 Head of Treasury
 Name: Keziah Okoth
 ICPAK No. 4499

7.4. SUMMARY STATEMENT OF APPROPRIATION: RECURRENT AND DEVELOPMENT COMBINED


Receipt/Expense Item	Original Budget	Adjustments	Final Budget	Actual on Comparable Basis	Budget Utilisation Difference	% of Utilisation on
	Kshs.	Kshs.	Kshs.	Kshs.	Kshs.	1=d/c %
RECEIPTS						
Exchequer releases	7,463,687,049	296,298,942	7,759,985,991	7,544,172,968	215,813,024	97%
Proceeds from Domestic and Foreign Grants						
Transfers from Other Government Entities	181,881,624	171,994,126	353,875,750	353,875,750	0	100%
Proceeds from Domestic Borrowings						
Proceeds from Foreign Borrowings						
Proceeds from Sale of Assets						
Reimbursements and Refunds						
Returns of Equity Holdings						
County Own Generated receipts	1,438,478,604	-	1,438,478,604	811,076,124	627,402,480	56%
Revenue from other sources	422,620,000	-	422,620,000	-	422,620,000	0%
Return issues to CRF	1,524,076,529	-	1,524,076,529	24,377,272	1,499,699,257	2%
TOTAL	11,030,743,806	468,293,068	11,499,036,874	8,733,502,114	2,765,534,761	76%
PAYMENTS						
Compensation of Employees	4,041,558,365	526,437,851	4,567,996,216	4,261,475,456	306,520,760	93%
Use of goods and services	1,741,874,348	(667,462,510)	1,074,411,838	995,424,701	78,987,137	93%
Subsidies	-	-	-	-	-	0%
Transfers to Other Government Units		1,877,538,640	1,877,538,640	1,775,555,843	101,982,797	95%
Other grants and transfers	1,462,490,868	(1,212,490,868)	250,000,000	194,580,760	55,419,240	78%

	(Kshs)	(Kshs)	(Kshs)	(Kshs)	(Kshs)	
Social Security Benefits	60,024,051		60,024,051	8,335,990	51,688,061	14%
Acquisition of Assets	3,724,796,174	(55,730,045)	3,669,066,129	1,116,320,347	2,552,745,782	30%
Finance Costs, including Loan Interest				-	-	0%
Repayment of principal on borrowings				-	-	0%
Other Payments				-	-	0%
TOTAL	11,030,743,806	468,293,068	11,499,036,874	8,351,693,097	3,147,343,777	73%
SURPLUS/(DEFICIT)						


REASONS FOR THE VARIANCES

- Exchequer-delayed release of funds by the national treasury.
- Own source revenue-This was attributed to the covid -19 pandemic.
- Compensation of employees-late disbursement of funds
- Other grants and transfers-delayed disbursement of donor funds
- Acquisition of Assets-delayed implementation of projects due to the covid-19 pandemic.

The entity financial statements were approved on 30/09/2020 and signed by:



 Ag. Chief Officer
 Name: Wilson Opondo Abiero



 Head of Treasury Accounts
 Name :Keziah Okoth
 ICPAK Member Number: 4499

KISUMU COUNTY GOVERNMENT I
Reports and Financial Statements
For the year ended June 30, 2020


7.5. SUMMARY STATEMENT OF APPROPRIATION: RECURRENT


Receipt/Expense Item	Original Budget	Adjustments	Final Budget	Actual on Comparable Basis	Budget Utilisation Difference	% of Utilisation
	(Kshs)	(Kshs)	(Kshs)	(Kshs)	(Kshs)	
RECEIPTS						
Exchequer releases	4,820,226,617	591,137,923	5,411,364,540	5,335,352,398	76,012,142	99%
Proceeds from Domestic and Foreign Grants	0					
Transfers from Other Government Entities-Ministry of health –covid -19	0	159,823,000	159,823,000	159,820,000	3,000	100%
Proceeds from Domestic Borrowings	0					
Proceeds from Foreign Borrowings	0					
Proceeds from Sale of Assets	0					
Reimbursements and Refunds	0					
Returns of Equity Holdings	0					
Revenue from other sources	422,620,000	0	422,620,000	0	422,620,000	0%
County Own Generated receipts	1,438,478,604	0	1,438,478,604	811,076,124	627,402,480	56%
Return CRF issues						-
TOTAL	6,681,325,221	750,960,923	7,432,286,144	6,306,248,522	1,126,037,622	85%
PAYMENTS						
Compensation of Employees	2,879,564,052	1,389,195,271	4,268,759,323	4,261,475,456	7,283,867	100%
Use of goods and services	1,778,808,806	4,891,798	1,783,700,604	995,424,701	788,275,903	56%
Subsidies				-	-	0%
Transfers to Other Government Units	1,462,490,868	(491,901,544)	970,589,324	970,589,324	0	100%
Social Security Benefits	60,024,051	(42,024,051)	18,000,000	8,335,990	9,664,010	46%
Acquisition of Assets	500,437,444	(109,200,551)	391,236,893	70,423,051	320,813,842	18%
Finance Costs, including Loan Interest	-	-	-	-	-	0%

KISUMU COUNTY GOVERNMENT
Reports and Financial Statements
For the year ended June 30, 2020

	(Kshs)	(Kshs)	(Kshs)	(Kshs)	(Kshs)	
Repayment of principal on borrowings	-	-	-	-	-	0%
Other Payments	-	-	-	-	-	0%
TOTAL	6,681,325,221	750,960,923	7,432,286,144	6,306,248,522	1,126,037,622	85%
SURPLUS/(DEFICIT)						

The entity financial statements were approved on 30/09/ 2020 and signed by:


 Ag.Chief Officer
 Name: Wilson Opondo Abiero


 Head of Treasury Accounts
 Name: Keziah Okoth
 ICPAK Member Number:4499

KISUMU COUNTY GOVERNMENT
Reports and Financial Statements
For the year ended June 30, 2020


7.6. SUMMARY STATEMENT OF APPROPRIATION: DEVELOPMENT

Receipt/Expense Item	Original Budget	Adjustments	Final Budget	Actual on Comparable Basis	Budget Utilization Difference	% of Utilization
RECEIPTS	(Kshs)	(Kshs)	(Kshs)	(Kshs)	(Kshs)	
Exchequer releases	2,643,460,432	(294,841,981)	2,348,618,451	2,208,820,570	139,797,881	94%
Proceeds from Domestic and Foreign Grants						
Transfers from Other Government Entities	181,881,624	12,174,126	194,055,750	194,055,750	-	100%
Proceeds from Domestic Borrowings					-	
Proceeds from Foreign Borrowings					-	
Proceeds from Sale of Assets					-	
Reimbursements and Refunds					-	
Returns of Equity Holdings					-	
Returned CRF issues	1,524,076,529	0	1,524,076,529	24,377,272	1,499,699,257	2%
County Own Generated receipts					-	
TOTAL	4,349,418,585	(282,667,855)	4,066,750,730	2,427,253,592	1,639,497,138	60%
PAYMENTS						0%
Compensation of Employees	-	-	-	-	-	0%
Use of goods and services	-	-	-	-	-	0%
Subsidies	-	-	-	-	-	0%
Transfers to Other Government Units	1,437,597,610	(267,095,610)	1,170,502,000	804,966,519	365,535,481	69%
Other grants and transfers	250,000,000	(55,569,240)	194,430,760	194,430,760	-	100%
Social Security Benefits	-	-	-	-	-	0%
Acquisition of Assets	2,661,820,975	39,996,995	2,701,817,970	1,045,897,296	1,655,920,674	39%
Finance Costs, including Loan Interest	-	-	-	-	-	0%
Repayment of principal on borrowings	-	-	-	-	-	0%


KISUMU COUNTY GOVERNMENT
Reports and Financial Statements
For the year ended June 30, 2020

Other Payments	-	-	-	-	-	0%
TOTALS	4,349,418,585	(282,667,855)	4,066,750,730	2,045,294,575	2,021,456,155	50%
SURPLUS/(DEFICIT)						

The entity financial statements were approved on 30/09/ 2020 and signed by:



 Ag. Chief Officer
 Name: Wilson Opondo Abiero



 Head of Treasury Accounts
 Name: Keziah Okoth
 ICPAK No.: 4499

KISUMU COUNTY GOVERNMENT
Reports and Financial Statements
For the year ended June 30, 2020

7.7. BUDGET EXECUTION BY PROGRAMMES AND SUB-PROGRAMMES

Program	Sub Program	Description	Original Budget	Adjustments	Final Budget	Actual	Budget utilization difference
			KShs	KShs	KShs	KShs	KShs
101005060		General Administration and Planning Services	477,486,723.00	50,295,165.00	527,781,888.00	473,101,633.10	54,680,254.90
	101015060	Planning and Coordination Services	165,605,634.00	83,286,545.00	248,892,179.00	201,845,431.55	47,046,747.45
	101025060	Management of Human and Capital Resource	77,265,936.00	-18,603,024.00	58,662,912.00	57,123,912.00	1,539,000.00
	101045060	Planning and administration	234,615,153.00	-14,388,356.00	220,226,797.00	214,132,289.55	6,094,507.45
103005060		Physical Planning & Housing	82,500,000.00	-42,175,654.00	40,324,346.00	29,935,852.00	10,388,494.00
	103015060	Physical planning services	80,400,000.00	-41,624,540.00	38,775,460.00	28,400,966.00	10,374,494.00
	103025060	county housing management	2,100,000.00	-551,114.00	1,548,886.00	1,534,886.00	14,000.00
104005060		Promotion of sustainable land use	72,985,582.00	-51,442,750.00	21,542,832.00	12,710,763.00	8,832,069.00
	104015060	Promotion of Soil and Water Management	46,794,484.00	-25,987,750.00	20,806,734.00	12,143,763.00	8,662,971.00
	104045060	Promotion of Mechanization	26,191,098.00	-25,455,000.00	736,098.00	567,000.00	169,098.00
105005060		Agriculture Productivity Improvement	63,365,295.00	-30,483,194.00	32,882,101.00	23,157,724.60	9,724,376.40
	105015060	Management of Agriculture Advisory services	9,951,726.00	-1,761,469.00	8,190,257.00	5,441,435.00	2,748,822.00
	105025060	Promotion of Crop production Value Chains	50,118,069.00	-27,725,325.00	22,392,744.00	15,839,729.60	6,553,014.40
	105035060	Promotion of Livestock Production Value Chains	0	0	0	0	0
	105065060	Promotion of Farm Forestry	332,500.00	-30,000.00	302,500.00	295,000.00	7,500.00
	105075060	Development of Product Quality Assurance	1,078,700.00	-448,200.00	630,500.00	515,160.00	115,340.00
	105085060	Agriculture Sector Planning and Management	1,884,300.00	-518,200.00	1,366,100.00	1,066,400.00	299,700.00
106005060		Agricultural Productivity Improvement	12,375,125.00	4,088,883.00	16,464,008.00	6,907,013.00	9,556,995.00
	106015060	Agriculture Credit Access	751,250.00	-203,000.00	548,250.00	471,300.00	76,950.00
	106025060	Agriculture input Access	11,623,875.00	4,291,883.00	15,915,758.00	6,435,713.00	9,480,045.00
107005060		Promotion of market access and products development	9,145,450.00	-633,700.00	8,511,750.00	1,653,700.00	6,858,050.00
	107015060	Promotion of Agribusiness	7,527,000.00	-346,000.00	7,181,000.00	519,200.00	6,661,800.00
	107025060	Promotion value addition	1,618,450.00	-287,700.00	1,330,750.00	1,134,500.00	196,250.00
108005060		Revenue Generation and Management	993,451,093.00	-171,285,464.00	822,165,629.00	207,788,977.60	614,376,651.40
	108015060	Local Revenue Mobilization	993,451,093.00	-171,285,464.00	822,165,629.00	207,788,977.60	614,376,651.40

KISUMU COUNTY GOVERNMENT

Reports and Financial Statements

For the year ended June 30, 2020

109005060		Urban Planning & Development Control	81,415,724.00	-3,416,824.00	77,998,900.00	68,569,788.90	9,429,111.10
	109015060	Urban planning and development	81,415,724.00	-3,416,824.00	77,998,900.00	68,569,788.90	9,429,111.10
201005060		County Roads and Public Works Management	534,747,040.00	-172,521,855.00	362,225,185.00	127,450,320.60	234,774,864.40
	201015060	General administration & planning	72,598,256.00	2,752,039.00	75,350,295.00	41,521,601.75	33,828,693.25
	201025060	Road construction and maintenance services	462,148,784.00	-175,273,894.00	286,874,890.00	85,928,718.85	200,946,171.15
203005060		Administration, Planning and Support Services	1,061,221,541.00	228,716,788.00	1,289,938,329.00	1,118,254,705.05	171,683,623.95
	203015060	Administrative services	1,061,221,541.00	228,716,788.00	1,289,938,329.00	1,118,254,705.05	171,683,623.95
205005060		Energy Production	66,396,864.00	-26,225,694.00	40,171,170.00	6,899,026.00	33,272,144.00
	205045060	Petroleum and Electricity	66,396,864.00	-26,225,694.00	40,171,170.00	6,899,026.00	33,272,144.00
206005060		Mining Efficiency	105,006,215.00	-68,400,683.00	36,605,532.00	25,961,689.50	10,643,842.50
	206055060	Resource Mobilization	103,506,215.00	-67,874,623.00	35,631,592.00	25,189,349.50	10,442,242.50
	206065060	Green Energy	1,500,000.00	-526,060.00	973,940.00	772,340.00	201,600.00
207005060		Roads General Administration and Planning	216,561,737.00	6,460,126.00	223,021,863.00	87,260,519.90	135,761,343.10
	207015060	Public Works	189,381,624.00	12,460,126.00	201,841,750.00	81,579,489.90	120,262,260.10
	207025060	Transport Management	27,180,113.00	-6,000,000.00	21,180,113.00	5,681,030.00	15,499,083.00
	207045060	Mechanical Engineering Services	0	0	0	0	0
208005060		ICT Services	5,920,000.00	-2,085,400.00	3,834,600.00	3,309,833.00	524,767.00
	208015060	ICT Services	5,920,000.00	-2,085,400.00	3,834,600.00	3,309,833.00	524,767.00
209005060		Communication Services	4,052,100.00	-2,104,550.00	1,947,550.00	1,487,300.00	460,250.00
	209015060	Communication Services	4,052,100.00	-2,104,550.00	1,947,550.00	1,487,300.00	460,250.00
301005060		General Administration and Policy making Services	77,164,894.00	-30,531,420.00	46,633,474.00	-1,262,251.25	47,895,725.25
	301025060	Trade Support Services	77,164,894.00	-30,531,420.00	46,633,474.00	-1,262,251.25	47,895,725.25
302005060		Regulation and Verification of Weights	10,447,500.00	-849,625.00	9,597,875.00	2,618,375.00	6,979,500.00
	302015060	Verification and Calibration of Weighing Equipment	10,447,500.00	-849,625.00	9,597,875.00	2,618,375.00	6,979,500.00
303005060		Tourism Development and Management	22,972,900.00	-7,092,842.00	15,880,058.00	14,325,734.00	1,554,324.00
	303015060	Tourism Development	6,275,700.00	2,662,330.00	8,938,030.00	8,124,233.00	813,797.00
	303025060	Research and Product Development	5,775,700.00	-4,071,600.00	1,704,100.00	1,648,100.00	56,000.00
	303035060	Tourism Event Management	5,211,800.00	-1,841,432.00	3,370,368.00	3,083,491.00	286,877.00
	303045060	Tourism Standards Development	5,709,700.00	-3,842,140.00	1,867,560.00	1,469,910.00	397,650.00
304005060		Administration Planning and Support	87,175,904.00	35,360,285.00	122,536,189.00	112,047,867.10	10,488,321.90
	304015060	Administration planning	87,175,904.00	35,360,285.00	122,536,189.00	112,047,867.10	10,488,321.90
305005060		Co-Operative Development and Management	47,614,000.00	1,252,360.00	48,866,360.00	11,792,060.60	37,074,299.40

KISUMU COUNTY GOVERNMENT
Reports and Financial Statements
For the year ended June 30, 2020

	305055060	Co-operative Governance	47,614,000.00	1,252,360.00	48,866,360.00	11,792,060.60	37,074,299.40
307005060		Industrial Development	87,625,864.00	-39,038,754.00	48,587,110.00	20,304,874.60	28,282,235.40
	307015060	Renovation and operationalization of C.I.D.Cs	87,625,864.00	-39,038,754.00	48,587,110.00	20,304,874.60	28,282,235.40
401005060		Preventive & Promotive Health Services	242,319,322.00	152,977,961.00	395,297,283.00	369,405,923.90	25,891,359.10
	401015060	Environmental health and sanitation	140,234,053.00	-133,654.00	140,100,399.00	118,908,661.85	21,191,737.15
	401025060	Community health strategy	880,000.00	-320,000.00	560,000.00	276,600.00	283,400.00
	401035060	Disease surveillance	3,200,000.00	158,614,000.00	161,814,000.00	161,454,935.00	359,065.00
	401045060	Health promotion service	98,005,269.00	-5,182,385.00	92,822,884.00	88,765,727.05	4,057,156.95
402005060		Health Curative Services	73,364,355.00	-30,879,872.00	42,484,483.00	13,825,630.40	28,658,852.60
	402025060	Elimination of communicable and non-communicable disease	69,864,355.00	-29,586,455.00	40,277,900.00	11,852,547.40	28,425,352.60
	402035060	Reproductive Health	3,500,000.00	-1,293,417.00	2,206,583.00	1,973,083.00	233,500.00
403005060		General Administration, Operational Research and Planning	2,724,826,029.00	195,901,798.00	2,920,727,827.00	2,708,422,238.60	212,305,588.40
	403035060	Governance and leadership	375,847,371.00	-111,946,250.00	263,901,121.00	166,428,561.35	97,472,559.65
	403045060	Human resource for Health	2,348,978,658.00	307,848,048.00	2,656,826,706.00	2,541,993,677.25	114,833,028.75
405005060		Health Sector support Program (DANIDA)	1,100,000.00	-600,000.00	500,000.00	476,940.00	23,060.00
	405015060	Health Promotive Services	1,100,000.00	-600,000.00	500,000.00	476,940.00	23,060.00
407005060		Jaramogi Oginga Odinga Teaching and Referral Hospital	296,524,398.00	139,155,556.00	435,679,954.00	331,959,154.05	103,720,799.95
	407015060	Jaramogi Oginga Odinga Teaching and Referral Hospital	296,524,398.00	139,155,556.00	435,679,954.00	331,959,154.05	103,720,799.95
408005060		Kisumu County Referral Hospital	32,574,850.00	-6,000,000.00	26,574,850.00	26,574,850.00	0
	408015060	Kisumu County Referral Hospital	32,574,850.00	-6,000,000.00	26,574,850.00	26,574,850.00	0
409005060		Medical and Bio-Medical Services	239,898,439.00	-60,595,552.00	179,302,887.00	43,497,410.00	135,805,477.00
	409015060	County and Sub-County Hospital Services	239,898,439.00	-60,595,552.00	179,302,887.00	43,497,410.00	135,805,477.00
501005060		Early Childhood Development.	113,956,687.00	-5,104,463.00	108,852,224.00	98,854,400.35	9,997,823.65
	501015060	Promotion of early childhood education.	113,956,687.00	-5,104,463.00	108,852,224.00	98,854,400.35	9,997,823.65
502005060		Youth Training and Development	7,019,000.00	-809,000.00	6,210,000.00	4,193,589.00	2,016,411.00
	502015060	Youth Polytechnics Services	7,019,000.00	-809,000.00	6,210,000.00	4,193,589.00	2,016,411.00
504005060		Gender and Social Dev.	5,555,000.00	-1,412,240.00	4,142,760.00	1,930,500.00	2,212,260.00
	504015060	Gender & Disability Mainstreaming	3,005,000.00	-1,707,000.00	1,298,000.00	0	1,298,000.00
	504055060	Betting Control Services	2,550,000.00	294,760.00	2,844,760.00	1,930,500.00	914,260.00
505005060		Early Child Education Management	4,840,000.00	6,367,200.00	11,207,200.00	1,949,647.00	9,257,553.00
	505015060	Early Child Education	4,840,000.00	6,367,200.00	11,207,200.00	1,949,647.00	9,257,553.00
506005060		Sports Management and Development	111,545,500.00	-103,453,396.00	8,092,104.00	5,974,614.00	2,117,490.00
	506015060	Sports Management	6,054,500.00	-131,588.00	5,922,912.00	4,731,862.00	1,191,050.00

KISUMU COUNTY GOVERNMENT

Reports and Financial Statements

For the year ended June 30, 2020

	506025060	Talent Development	105,491,000.00	-103,321,808.00	2,169,192.00	1,242,752.00	926,440.00
508005060		Alcoholic Drinks	7,461,179.00	948,821.00	8,410,000.00	6,544,750.00	1,865,250.00
	508015060	Alcoholic Drinks	7,461,179.00	948,821.00	8,410,000.00	6,544,750.00	1,865,250.00
515005060		Pre-Primary Policy and Legislation	34,585,316.00	-8,107,120.00	26,478,196.00	17,062,639.90	9,415,556.10
	515015060	Primary Policy and Legislation	34,585,316.00	-8,107,120.00	26,478,196.00	17,062,639.90	9,415,556.10
517005060		Youth Training and Legislation	3,995,894.00	-466,692.00	3,529,202.00	2,252,252.00	1,276,950.00
	517015060	Youth Training and Legislation	3,995,894.00	-466,692.00	3,529,202.00	2,252,252.00	1,276,950.00
701005060		General Administration and Planning services	1,543,265,214.00	708,415,185.00	2,251,680,399.00	1,672,860,422.95	578,819,976.05
	701015060	Administration and Formulation of County policy	1,141,080,163.00	717,708,111.00	1,858,788,274.00	1,553,277,363.15	305,510,910.85
	701025060	Development and Management of County Administrative systems	70,860,470.00	-8,337,107.00	62,523,363.00	55,931,902.60	6,591,460.40
	701035060	General Administration	97,699,894.00	2,492,650.00	100,192,544.00	32,287,560.20	67,904,983.80
	701065060	Human Resource development services	227,105,208.00	-2,698,000.00	224,407,208.00	27,272,762.00	197,134,446.00
	701085060	Social Responsibility Including Civic and Public Engagement	6,519,479.00	-750,469.00	5,769,010.00	4,090,835.00	1,678,175.00
702005060		Management of County affairs and Special Programmes	11,702,198.00	-200,002.00	11,502,196.00	10,766,199.00	735,997.00
	702025060	Inter-Government Coordination and protocol	11,702,198.00	-200,002.00	11,502,196.00	10,766,199.00	735,997.00
703005060		Inter-Governmental relations, Communication and Protocol	23,108,795.00	1,405,179.00	24,513,974.00	21,050,892.00	3,463,082.00
	703015060	Governor's Press Service and Communication	10,678,795.00	4,220,265.00	14,899,060.00	11,495,828.00	3,403,232.00
	703025060	Internal Auditing Services	12,430,000.00	-2,815,086.00	9,614,914.00	9,555,064.00	59,850.00
704005060		County Public Service Board	700,005,313.00	-54,041,980.00	645,963,333.00	447,472,507.20	198,490,825.80
	704015060	General Administration and Support services	664,776,957.00	-50,558,206.00	614,218,751.00	418,956,127.15	195,262,623.85
	704025060	Human Resource Recruitment and Development	32,694,356.00	-3,474,183.00	29,220,173.00	26,591,688.00	2,628,485.00
	704035060	Human Resource Audit and Staff Rationalization	2,534,000.00	-9,591.00	2,524,409.00	1,924,692.05	599,716.95
705005060		Public Financial Management	229,481,352.00	-75,186,125.00	154,295,227.00	77,249,917.00	77,045,310.00
	705015060	Revenue Mobilization	46,999,560.00	16,211,760.00	63,211,320.00	15,783,390.00	47,427,930.00
	705025060	assets management	98,550,000.00	-61,311,000.00	37,239,000.00	21,705,750.00	15,533,250.00
	705035060	management of public financial resources	4,245,000.00	-2,673,700.00	1,571,300.00	1,633,300.00	-62,000.00
	705055060	Budget Formulation & Coordination Services	79,686,792.00	-27,413,185.00	52,273,607.00	38,127,477.00	14,146,130.00
706005060		County Planning and Development Coordination Services	33,500,000.00	6,982,441.00	40,482,441.00	19,006,424.00	21,476,017.00
	706015060	Policy Formulation & Planning	22,500,000.00	5,617,000.00	28,117,000.00	12,957,257.00	15,159,743.00
	706025060	Monitoring & Evaluation	11,000,000.00	1,365,441.00	12,365,441.00	6,049,167.00	6,316,274.00

KISUMU COUNTY GOVERNMENT

Reports and Financial Statements

For the year ended June 30, 2020

707005060		County Communication & Ict Services	10,992,350.00	-6,778,531.00	4,213,819.00	2,990,344.00	1,223,475.00
	707015060	Management Information System	6,210,650.00	-3,747,931.00	2,462,719.00	1,283,019.00	1,179,700.00
	707025060	County Publicity & Marketing	4,781,700.00	-3,030,600.00	1,751,100.00	1,707,325.00	43,775.00
711005060		County Planning and Development Co ordination Services	8,850,630.00	-2,623,914.00	6,226,716.00	5,278,818.00	947,898.00
	711005060	County Planning and Development Co ordination Services	8,850,630.00	-2,623,914.00	6,226,716.00	5,278,818.00	947,898.00
901005060		General Administration and Planning Services	9,085,940.00	19,007,910.00	28,093,850.00	5,041,542.00	23,052,308.00
	901015060	Policy planning & Administration	9,085,940.00	19,007,910.00	28,093,850.00	5,041,542.00	23,052,308.00
902005060		Conservation and management of natural lecosystem	245,065,329.00	-40,147,294.00	204,918,035.00	63,209,252.60	141,708,782.40
	902025060	Water resources & Sewerage services	245,065,329.00	-40,147,294.00	204,918,035.00	63,209,252.60	141,708,782.40
903005060		General Administration and Planning Services	31,893,002.00	-215,989.00	31,677,013.00	15,056,273.85	16,620,739.15
	903015060	Policy planning & Administration	31,893,002.00	-215,989.00	31,677,013.00	15,056,273.85	16,620,739.15
904005060		Environmental Planning And Management	81,944,413.00	-7,508,300.00	74,436,113.00	6,431,087.45	68,005,025.55
	904015060	Environmental Quality Protection	1,044,840.00	-247,100.00	797,740.00	242,500.00	555,240.00
	904025060	Environment Conservation Of Natural Resources	79,714,910.00	-6,755,000.00	72,959,910.00	5,977,637.45	66,982,272.55
	904035060	Solid Waste Management	1,184,663.00	-506,200.00	678,463.00	210,950.00	467,513.00
905005060		Sports and Cultural Services	71,445,350.00	-29,445,350.00	42,000,000.00	14,465,459.00	27,534,541.00
	905015060	Cultural Promotion Services	71,445,350.00	-29,445,350.00	42,000,000.00	14,465,459.00	27,534,541.00
907005060			11,206,400.00	-7,178,361.00	4,028,039.00	3,613,911.00	414,128.00
	907015060	Culture and Heritage Development	5,630,700.00	-2,497,372.00	3,133,328.00	2,934,699.00	198,629.00
	907025060	Artistic Talent Development	5,575,700.00	-4,680,989.00	894,711.00	679,212.00	215,499.00
		Grand Total	11,030,743,806.00	468,293,068.00	11,499,036,874.00	8,351,693,095.55	3,147,343,778.45

7.8.

SIGNIFICANT ACCOUNTING POLICIES

The principle accounting policies adopted in the preparation of these financial statements are set out below:

1. Statement of compliance and basis of preparation

The financial statements have been prepared in accordance with Cash-basis IPSAS financial reporting under the cash basis of Accounting, as prescribed by the PSASB and set out in the accounting policy notes below. This cash basis of accounting has been supplemented with accounting for; a) receivables that include imprests and salary advances and b) payables that include deposits and retentions.

The receivables and payables are disclosed in the Statement of Assets and Liabilities.

The financial statements are presented in Kenya Shillings, which is the functional and reporting currency of the entity all values are rounded to the nearest Kenya Shilling. The accounting policies adopted have been consistently applied to all the years presented.

The financial statements comply with and conform to the form of presentation prescribed by the PSASB.

2. Reporting entity

The financial statements are for the Kisumu County Government. The financial statements encompass the reporting entity as specified under section 164 of the PFM Act 2012.

3. Recognition of receipts and payments

a) Recognition of receipts

The County Government recognises all receipts from the various sources when the event occurs and the related cash has actually been received by the Government.

Tax receipts

Tax Receipts is recognized in the books of accounts when cash is received. Cash is considered as received when notification of tax remittance is received.

Transfers from the Exchequer

Transfer from Exchequer is recognized in the books of accounts when cash is received. Cash is considered as received when payment instruction is issued to the bank and notified to the receiving entity.

KISUMU COUNTY GOVERNMENT
Reports and Financial Statements
For the year ended June 30, 2020

SIGNIFICANT ACCOUNTING POLICIES (Continued)

External Assistance

External assistance is received through grants and loans from multilateral and bilateral development partners.

Donations and grants

Grants and donations shall be recognized in the books of accounts when cash is received. Cash is considered as received when a payment advice is received by the recipient entity or by the beneficiary. In case of grant/donation in kind, such grants are recorded upon receipt of the grant item and upon determination of the value. The date of the transaction is the value date indicated on the payment advice.

Proceeds from borrowing

Borrowing includes Treasury bill, treasury bonds, corporate bonds; sovereign bonds and external loans acquired by the entity or any other debt the County Government may take on will be treated on cash basis and recognized as receipts during the year of receipt.

Undrawn external assistance

These are loans and grants at reporting date as specified in a binding agreement and relate to funding for projects currently under development where conditions have been satisfied or their ongoing satisfaction is highly likely and the project is anticipated to continue to completion. During the year ended 30th June 2020, there were no instances of non-compliance with terms and conditions which have resulted in cancellation of external assistance loans. The amount of undrawn external assistance for the year is detailed in the notes

County Own Generated Receipts

These include Appropriation-in-Aid and relates to receipts such as trade licences, cess, fees, property income among others generated by the County Government from its citizenry. These are recognised in the financial statements the time associated cash is received.

Returns to CRF Issues

These relate to unspent balances in the development, recurrent and deposit accounts at the end of the year which are returned to the County Revenue Fund (CRF) and appropriated through a supplementary budget to enable the County to spend funds. These funds are recognised once appropriated through a supplementary budget process.

b) Recognition of payments

The entity recognises all expenses when the event occurs and the related cash has actually been paid out by the entity.

SIGNIFICANT ACCOUNTING POLICIES (Continued)

Compensation of employees

Salaries and Wages, Allowances, Statutory Contribution for employees are recognized in the period when the compensation is paid.

Use of goods and services

Goods and services are recognized as payments in the period when the goods/services are consumed and paid for. Such expenses, if not paid during the period where goods/services are consumed, shall be disclosed as pending bills.

Interest on borrowing

Borrowing costs that include interest are recognized as payment in the period in which they incurred and paid for.

Repayment of borrowing (principal amount)

The repayment of principal amount of borrowing is recognized as payment in the period in which the repayment is made. The stock of debt is disclosed as an annexure to the County financial statements.

Acquisition of fixed assets

The payment on acquisition of property plant and equipment items is not capitalized. The cost of acquisition and proceeds from disposal of these items are treated as payments and receipts items respectively. Where an asset is acquired in a non-exchange transaction for nil or nominal consideration and the fair value of the asset can be reliably established, a contra transaction is recorded as receipt and as a payment.

A fixed asset register is maintained by each public entity and a summary provided for purposes of consolidation. This summary is disclosed as an annexure to the financial statements.

4. In-kind contributions

In-kind contributions are donations that are made to the County Government in the form of actual goods and/or services rather than in money or cash terms. These donations may include vehicles, equipment or personnel services. Where the financial value received for in-kind contributions can be reliably determined, the Kisumu County Government includes such value in the statement of receipts and payments both as receipts and as an expense in equal and opposite amounts; otherwise, the contribution is not recorded.

KISUMU COUNTY GOVERNMENT
Reports and Financial Statements
For the year ended June 30, 2020

SIGNIFICANT ACCOUNTING POLICIES (Continued)

5. Third Party Payments

This relates to payments done directly to supplier on behalf of the county governments such as; national government may fund the operation of health or education program, a donor may pay directly for construction of a given market etc. Details of payments by third parties on behalf of the county government is detailed in the notes to this financial statement.

6. Cash and cash equivalents

Cash and cash equivalents comprise cash on hand and cash at bank, short-term deposits on call and highly liquid investments with an original maturity of three months or less, which are readily convertible to known amounts of cash and are subject to insignificant risk of changes in value. Bank account balances include amounts held at the Central Bank of Kenya and at various commercial banks at the end of the financial year.

Restriction on cash

Restricted cash represents amounts that are limited /restricted from being used to settle a liability for at least twelve months after the reporting period. This cash is limited for direct use as required by stipulation.

Amounts maintained in deposit bank accounts are restricted for use in refunding third party deposits. As at 30th June 2020, this amounted to KShs. 27,768,566 compared to KShs.18,195,925 in prior period as indicated on note 23.

There were no other restrictions on cash during the year

7. Accounts Receivable

For the purposes of these financial statements, imprests and advances to authorised public officers and/or institutions which were not surrendered or accounted for at the end of the financial year is treated as receivables. This is in recognition of the government practice where the imprest payments are recognized as payments when fully accounted for by the imprest or AIE holders. This is an enhancement to the cash accounting policy. Other accounts receivables are disclosed in the financial statements.

8. Accounts Payable

For the purposes of these financial statements, deposits and retentions held on behalf of third parties have been recognized as accounts payables. This is in recognition of the government practice of retaining a portion of contracted services and works pending fulfilment of obligations by the contractor and to hold deposits on behalf of third parties. This is an enhancement to the cash accounting policy adopted and prescribed by the Public Sector Accounting Standards Board. Other liabilities including pending bills are disclosed in the financial statements.

SIGNIFICANT ACCOUNTING POLICIES (Continued)

9. Non-current assets

Non-current assets are expensed at the time of acquisition while disposal proceeds are recognized as receipts at the time of disposal. However, the acquisitions and disposals are reflected in the entity fixed asset register a summary of which is provided as a memorandum to these financial statements.

10. Pending bills

Pending bills consist of unpaid liabilities at the end of the financial year arising from contracted goods or services during the year or in past years. As pending bills do not involve the payment of cash in the reporting period, they are recorded as 'memorandum' or 'off-balance' items to provide a sense of the overall net cash position of the *County Government of Kisumu* at the end of the year. Pending bill form a first charge to the subsequent year budget and when they are finally settled, such payments are included in the statement of receipts and payments in the year in which the payments are made.

11. Contingent Liabilities

A contingent liability is:

- a) possible obligation that arises from past events and whose existence will be confirmed only by the occurrence or non-occurrence of one or more uncertain future events not wholly within the control of the County Government; or
- b) present obligation that arises from past events but is not recognised because:
 - (i) it is not probable that an outflow of resources embodying economic benefits or service potential will be required to settle the obligation; or
 - (ii) the amount of the obligation cannot be measured with sufficient reliability.

Some of contingent liabilities may arise from: litigation in progress, guarantees, indemnities. Letters of comfort/ support, insurance, Public Private Partnerships,

The Entity does not recognize a contingent liability but discloses details of any contingencies in the notes to the financial statements unless the possibility of an outflow of resources embodying economic benefits or service potential is remote. Annex 6 of this financial statement is a register of the contingent liabilities in the year.

Section 185 (2) (i) of the PFM Act requires the County Government to report on the payments made, or losses incurred, by the county government to meet contingent liabilities as a result of

KISUMU COUNTY GOVERNMENT
Reports and Financial Statements
For the year ended June 30, 2020

loans during the financial year, including payments made in respect of loan write-offs or waiver of interest on loans

SIGNIFICANT ACCOUNTING POLICIES (Continued)

12. Contingent Assets

The Entity does not recognize a contingent asset, but discloses details of a possible asset whose existence is contingent on the occurrence or non-occurrence of one or more uncertain future events not wholly within the control of the Entity in the notes to the financial statements. Contingent assets are assessed continually to ensure that developments are appropriately reflected in the financial statements. If it has become virtually certain that an inflow of economic benefits or service potential will arise and the asset's value can be measured reliably, the asset and the related revenue are recognized in the financial statements of the period in which the change occurs.

13. Budget

The budget is developed on the same accounting basis (cash basis), the same accounts classification basis, and for the same period as the financial statements. The *County Government's* budget was approved as required by Law and as detailed in the County Revenue Allocation Act. The original budget was approved by the County Assembly on 17/09/2019 for the period 1st July 2019 to 30 June 2020 as required by law. There were two supplementary budgets passed in the year. A high-level assessment of the *County Government's* actual performance against the comparable budget for the financial year under review has been included in an annex to these financial statements.

14. Comparative figures

Where necessary comparative figures for the previous financial year have been amended or reconfigured to conform to the required changes in presentation.

15. Subsequent events

Events subsequent to submission of the financial year end financial statements to the National Treasury and other stakeholders with a significant impact on the financial statements may be adjusted with the concurrence of National Treasury.

16. Errors

Material prior period errors shall be corrected retrospectively in the first set of financial statements authorized for issue after their discovery by: i. restating the comparative amounts for prior period(s) presented in which the error occurred; or ii. If the error occurred before the earliest prior period presented, restating the opening balances of assets, liabilities and net assets/equity for the earliest prior period presented.

17. Related party transactions

KISUMU COUNTY GOVERNMENT
Reports and Financial Statements
For the year ended June 30, 2020

Related party transactions involve cash and in-kind transactions with the National Government, National Government entities and County Government entities. Specific information with regards to related party transactions is included in the disclosure notes.

NOTES TO THE FINANCIAL STATEMENTS

1. EXCHQUER RELEASES

	2019 - 2020	2018 - 2019
	KShs	KShs
Total Exchequer Releases for quarter 1	1,189,533,600.00	234,850,867
Total Exchequer Releases for quarter 2	1,461,430,511.50	1,939,611,226
Total Exchequer Releases for quarter 3	1,580,458,757.00	2,642,596,869
Total Exchequer Releases for quarter 4	3,312,750,099.00	2,908,997,594
Total	7,544,172,967.5	7,726,056,556

The above comprises transfers from the Exchequer from CARA, comprising of equitable share, Level 5 and donor funds released through the exchequer. Exchequer releases are as follows:

(The totals of A, B and C below should equal the total exchequer releases).

1A. Equitable Share

Equitable share

Total Equitable Share for quarter 1	1,189,533,600.00	216,400,000
Total Equitable Share for quarter 2	1,230,552,000.00	943,280,000
Total Equitable Share for quarter 3	1,333,098,000.00	2,441,500,000
Total Equitable Share for quarter 4	2,495,286,000.00	2,622,017,964

KISUMU COUNTY GOVERNMENT
Reports and Financial Statements
For the year ended June 30, 2020

Description	2019-2020 KShs	2018-2019 KShs
Total	6,248,469,600.00	6,223,197,964

1B: Level 5 Hospitals Allocation

Description	2019-2020 KShs	2018-2019 KShs
Transfers for level 5 hospitals	369,017,342.00	369,017,339
Total	369,017,342.00	369,017,339



NOTES TO THE FINANCIAL STATEMENTS (CONTINUED)

1C: Donor Funds released through Exchequer Releases as per CARA

DANIDA - Universal Healthcare in Devolved Units Programme	28,325,000.00	21,971,250
World Bank – THUSCP	35,082,318.00	6,964,300
National Agricultural & Rural Inclusive Growth Project (NARIGP)		0
Kenya Devolution Support Programme	30,000,000.00	0
Youth Polytechnic support grant	41,673,298.00	31,445,750
Abolishment of user fees in health centres and dispensaries	0	0
User fee forgone	21,299,489.00	21,299,489
EU Grant for instrument for Devolution Advice and Support (IDEAS)	0	58,304,401
Universal Health Care	91,525,545.00	132,164,132
Kenya Urban Support Programme (KUSP) Urban Development Grants (UDG)	553,289,634.90	773,573,300
Kenya Urban Support Programme (KUSP) Urban		41,200,000

KISUMU COUNTY GOVERNMENT
Reports and Financial Statements
For the year ended June 30, 2020

Institutional Grants	8,800,000.00	
Agriculture Sector Development Support Project (ASDSP)	11,264,613.00	7,264,613
Kenya Climate Smart Agriculture Project (KCSAP)	105,426,127.10	39,654,018
Total	926,686,025.00	1,133,841,253

The Kshs.102,790,158 (UHC arrears 2018/2019(Kshs.91,525,545) and ASDSP(Kshs. 11,264,613) relates to funds received during the FY 2019/2020 but relates to FY 2018/2019.

2. PROCEEDS FROM DOMESTIC AND FOREIGN GRANTS

Name of Donor	Date received	Amount in foreign currency	2019 - 2020	2018 - 2019
			KShs	KShs
Grants Received from Bilateral Donors (Foreign Governments)			0	0

NOTES TO THE FINANCIAL STATEMENTS (CONTINUED)

3. TRANSFERS FROM OTHER GOVERNMENT ENTITIES

3. TRANSFERS FROM OTHER GOVERNMENT ENTITIES		
Transfers from Central government entities		
Road Maintenance Levy	194,055,750.00	181,881,624
Conditional allocations-Development of youth polytechnics		0
Ministry of health-Covid -19 funds	159,820,000.00	
Transfers from Counties		
(insert name of budget agency)		
(insert name of budget agency)		
TOTAL	353,875,750.00	181,881,624

4. PROCEEDS FROM DOMESTIC BORROWINGS

4. PROCEEDS FROM DOMESTIC BORROWINGS		
Borrowing within General Government	0	0
Borrowing from Monetary Authorities (Central Bank)	0	0
Other Domestic Depository Corporations (Commercial Banks)	0	0
Borrowing from Other Domestic Financial Institutions		
Borrowing from Other Domestic Creditors		

KISUMU COUNTY GOVERNMENT
Reports and Financial Statements
For the year ended June 30, 2020

Domestic Currency and Domestic Deposits		
---	--	--

NOTES TO THE FINANCIAL STATEMENTS (CONTINUED)

5. PROCEEDS FROM FOREIGN BORROWINGS

Foreign Borrowing – Draw-downs Through Exchequer	0	0
Foreign Borrowing - Direct Payments	0	0
Foreign Currency and Foreign Deposits	0	0
Total		

6. PROCEEDS FROM SALE OF ASSETS

Receipts from the Sale of Buildings		
Receipts from Sale of Vehicles and Transport Equipment		
Receipts from Sale of Plant Machinery and Equipment		
Receipts from Sale of Certified Seeds and Breeding Stock		
Receipts from Sale of Strategic Reserves Stocks		
Receipts from Sale of Inventories, Stocks and Commodities		
Disposal and Sales of Non-Produced Assets		
Total		

7. REIMBURSEMENTS AND REFUNDS

--	--	--

NOTES TO THE FINANCIAL STATEMENTS (CONTINUED)

8. RETURNS OF EQUITY HOLDINGS

Returns of Equity Holdings in Domestic Organisations		
Returns of Equity Holdings in International Organisations		
Total		

(State briefly from which entities dividends or interest is derived from)

9. COUNTY OWN GENERATED RECEIPTS

	2019 - 2020	2018 - 2019
	KSh	KSh
Interest received		0
Profits and Dividends		0
Rent	19,350,062.00	9,291,529
Plan approvals		0
Property Income-land rates	142,399,103.00	0
Sales of Market Establishments		0
Receipts from Administrative Fees and Charges-sign board promotions	48,927,654.00	559,880
Receipts from Administrative Fees and Charges - Collected as AIA		199,984,980
Receipts from Sales by Non-Market Establishments		0
Receipts from Sale of Incidental Goods		0

KISUMU COUNTY GOVERNMENT
Reports and Financial Statements
For the year ended June 30, 2020

Fines, Penalties and Forfeitures		0
Receipts from Voluntary transfers other than grants		0
Business permits	122,243,700.00	161,611,061
Cess	6,373,725.00	456,956
Poll rates		0
Plot rents	459,909.00	0
Local levies		0
Administrative services fees	3,427,545.00	10,417,240
County's natural resources		0
Sales of County assets		0
Lease / rental of council's Infrastructure assets		0
Medium term loans (1-3 yr repayment)		0
Long term loans (over 3 yr repayment)		0
Transfers from reserve funds		0
Donations		0
Fund raising events		0
Various Fee		109,281,818
Market/trade Centre fee	56,466,970.00	43,834,306
Vehicle parking fees	166,551,027.00	78,478,880
Housing	6,242,659.00	0

KISUMU COUNTY GOVERNMENT
Reports and Financial Statements
For the year ended June 30, 2020

	2019 - 2020	2018 - 2019
Social premises use charges		0
School fees		0
Other education-related receipts	10,516,800.00	0
Public health services	3,811,290.00	0
Public health facilities operations	118,079,202.00	146,657,998
Environment & conservancy Administration	1,939,073.00	0
Slaughterhouses administration		0
Water supply administration		0
Sewerage administration		0
Other health & sanitation receipts	36,422,731.00	72,808,856
Technical services fees		0
External services fees		0
Other miscellaneous receipts	61,636,431.00	179,333,131
Payroll revenue-Surcharge and house rent deducted at payroll	6,228,243.20	
Total	811,076,124.00	1,012,716,638

NOTES TO THE FINANCIAL STATEMENTS (CONTINUED)

11. COMPENSATION OF EMPLOYEES

	2019-2020	2018-2019
Basic salaries of permanent employees	2,496,317,508.00	1,897,190,098
Basic wages of temporary employees	129,674,986.00	37,855,700
Personal allowances paid as part of salary	1,594,196,492.00	1,396,259,381
Personal allowances paid as reimbursements		255,021
Personal allowances provided in kind		0
Pension and other social security contributions	41,286,470.00	107,735,435
Compulsory national social security schemes		0
Compulsory national health insurance schemes		0
Social benefit schemes outside government		0
Other personnel payments		0
Total	4,261,475,456.00	3,439,295,635

Some of These figures have changed due to the postings done by the National Treasury(IFMIS department)on the County's request vide a letter ref. CGK/FIN/N/T/001/VOL.0004 dated 19th Oct.2020(Copy attached). The contributions to pension schemes were charged under basic salaries and employer contribution to staff pension scheme. The figure of Kshs.41,286,470 does not relate to pension contributions as they were salary deductions erroneously charged to this budget line. (SEE ANNEX 8)

12. USE OF GOODS AND SERVICES

Utilities, supplies and services	75,664,447.00	67,744,265
Communication, supplies and services	4,725,176.00	14,646,372

10. RETURNED CRF ISSUES

Recurrent account	251,049.00	0
Development account	24,126,223.00	0
	-	
Total	24,377,272.00	0

(State what the refunds relate to and when they were appropriated for use)

Domestic travel and subsistence	168,085,892.00	130,971,287
Foreign travel and subsistence	31,181,771.00	18,147,871
Printing, advertising and information supplies & services	52,640,665.00	59,005,761
Rentals of produced assets	12,910,565.00	11,796,551
Training expenses	38,271,981.00	82,519,393
Hospitality supplies and services	114,524,659.00	99,298,531
Insurance costs	63,855,265.00	23,546,287
Specialized materials and services	85,463,914.00	108,545,869
Office and general supplies and services	52,033,646.00	82,088,975
Other operating expenses	154,780,008.00	138,830,655
Fuel Oil & Lubricants	68,975,660.00	40,367,513
Routine maintenance – vehicles and other transport equipment	34,556,970.00	273,924,616
Routine maintenance – other assets	37,754,082.00	34,664,287
Total	995,424,701.00	1,186,098,233

Some of These figures have changed due to the postings done by the National Treasury(IFMIS department)on the County's request vide a letter ref. CGK/FIN/N/T/001/VOL.0004 dated 19th Oct.2020(Copy attached) (SEE ANNEX 8)

KISUMU COUNTY GOVERNMENT
Reports and Financial Statements
For the year ended June 30, 2020

NOTES TO THE FINANCIAL STATEMENTS (CONTINUED)

13. SUBSIDIES

Description	2019 - 2020	2018 - 2019
	KShs	KShs
Subsidies to Public Corporations		
<i>See list attached</i>		
(insert name)		
Subsidies to Private Enterprises		
<i>See list attached</i>		
(insert name)		

(Give explanation of the nature of subsidies and the kind of services that have been subsidised)

14. TRANSFER TO OTHER GOVERNMENT ENTITIES

Description	2019 - 2020	2018 - 2019
	KShs	KShs
Transfers to County Government entities		
Current Grants to Government and Other Levels of Governments	41,797,712.00	41,796,634
Capital Grants to Government Agencies and other Levels of Government	577,884,358.00	27,776,515
Other Current Transfers Grants & Subsidies	219,720,712.00	82,067,896
Transfer to County Assembly	709,070,900.00	
Transfers to Other Counties		
Other capital grants and transfers-	227,082,161.00	0
(insert name of budget agency)		0
Transfers to National Government entities		
Transfer to the Council of Governors		0

KISUMU COUNTY GOVERNMENT
Reports and Financial Statements
For the year ended June 30, 2020

		0
TOTAL	1,775,555,843.00	151,641,045

(Provide the nature and purpose of transfers and are these transfers to be recovered)

15. OTHER GRANTS AND PAYMENTS

Scholarships and other educational benefits	43,402,241.00	140,280,000
Emergency relief and refugee assistance	151,178,519.00	30,728,453
Subsidies to small businesses, cooperatives, and self employed		0
Total	194,580,760.00	171,008,453

(Provide explanation as to what other grants and payments relate to and who is the beneficiary)

NOTES TO THE FINANCIAL STATEMENTS (CONTINUED)

16. SOCIAL SECURITY BENEFITS

	2019 - 2020	2018 - 2019
	KSs	KSs
Government pension and retirement benefits	8,335,990.00	31,821,721
Social security benefits in cash and in kind		0
Employer Social Benefits in cash and in kind		0
Total	8,335,990.00	31,821,721

(Explain where the benefits are remitted and who the beneficiaries are)

17. ACQUISITION OF ASSETS

Non-Financial Assets	2019 - 2020	2018 - 2019
	KSs	KSs
Purchase of Buildings		0
Construction of Buildings	57,361,070.00	283,068,028
Refurbishment of Buildings		21,798,425
Construction of Roads	237,095,745.00	655,723,655
Construction and Civil Works	552,645,842.00	757,941,035
Overhaul and Refurbishment of Construction and Civil Works		38,666,377
Purchase of Vehicles and Other Transport Equipment	53,770,500.00	120,071,091
Overhaul of Vehicles and Other Transport Equipment		232,600
Purchase of Household Furniture and Institutional Equipment		16,924,283
Purchase of Office Furniture and General Equipment	16,652,551.00	50,944,264
Purchase of ICT Equipment		5,197,224
Purchase of Specialized Plant, Equipment and Machinery	37,553,593.00	58,174,192
Rehabilitation and Renovation of Plant, Machinery and Equip.	(3,720,601.00)	10,942,940
Purchase of Certified Seeds, Breeding Stock and Live Animals	13,796,380.00	53,954,610
Research, Studies, Project Preparation, Design & Supervision	31,832,269.00	225,495,174
Rehabilitation of Civil Works	99,332,998.00	191,673,950
Acquisition of Strategic Stocks and commodities		16,900,000
Acquisition of Land	20,000,000.00	18,363,462

Acquisition of Intangible Assets		0
Total acquisition of non- financial assets	1,116,320,347.00	2,526,071,309
Financial Assets		
Domestic Public Non-Financial Enterprises		0
Domestic Public Financial Institutions		0
Total acquisition of financial assets		0
Total acquisition of assets	1,116,320,347.00	2,526,071,309

Some of These figures have changed due to the postings done by the National Treasury(IFMIS department)on the County's request vide a letter ref. CGK/FIN/N/T/001/VOL.0004 dated 19th Oct.2020(Copy attached) (SEE ANNEX 8)

NOTES TO THE FINANCIAL STATEMENTS (CONTINUED)

18. FINANCE COSTS, INCLUDING LOAN INTEREST

	2019 - 2020	2018 - 2019
	KSh	KSh
Exchange Rate Losses		
Interest Payments on Foreign Borrowings		
Interest Payments on Guaranteed Debt Taken over by Govt		
Interest on Domestic Borrowings (Non-Govt)		
Interest on Borrowings from Other Government Units		
Total		

19. REPAYMENT OF PRINCIPAL ON DOMESTIC LENDING AND ON-LENDING

	2019 - 2020	2018 - 2019
	KSh	KSh
Repayments on Borrowings from Domestic		
Principal Repayments on Guaranteed Debt Taken over by Government		
Repayments on Borrowings from Other Domestic Creditors		
Repayment of Principal from Foreign Lending & On - Lending		
Total		

20. OTHER PAYMENTS

	2019 - 2020	2018 - 2019
	KSh	KSh
Budget Reserves		
Civil Contingency Reserves		

NOTES TO THE FINANCIAL STATEMENTS (CONTINUED)

21. CASH AND BANK BALANCES

21A. BANK BALANCES

	Amount in bank account currency	Indicate whether recurrent or development, deposits, receipts, etc	Ex. rate (if in foreign currency)	2019/2020	2018/2019
Name of Bank, Account No. & Currency			Kshs	Kshs	Kshs.
Seme Sub-County Cooperative Bank Imprests A/C 01141662180300 - kshs	Kes	Operations A/C	#	1,852.00	1,852.00
Kisumu Central Sub-County Imprests A/C 01141662180000 - kshs	Kes	Operations A/C	#	1,678 .00	1652.00
Kisumu East Sub-County Cooperative Bank Imprests A/C 01141662180100 - kshs	Kes	Operations A/C	#		202.00
Muhoroni Sub-County Cooperative Bank Imprests A/C 01141662180500 - kshs	Kes	Operations A/C	#		2052.00
Nyando Sub-County Cooperative Bank Imprests A/C 01141662180600 - kshs	Kes	Operations A/C	#		1752.00

KISUMU COUNTY GOVERNMENT
Reports and Financial Statements
For the year ended June 30, 2020

Nyakach Sub-County Cooperative Bank Imprests A/C 01141662180400 - kshs	Kes	Operations A/C	#	Inactive	1352.00
Kisumu West Sub-County Cooperative Bank Imprests A/C 01141662180200 - kshs	Kes	Operations A/C	#	1,152	1152.00
City of Kisumu - Cooperative Bank Operations A/C 01141432538500 - kshs	Kes	Operations A/C	#	26,931.87	808,396.12
KISUMU COUNTY REVENUE ACCOUNT	Kes	Revenue A/C	#	157,817.02	-
City of Kisumu - NIC Bank Operations EURO A/C 1000025988 - kshs	Kes	Operations A/C	#		-
KCB Imprest/Operations Account - 1142145549 - kshs	Kes	Operations A/C	#	6,594,408.61	3340482.16
KCB Revenue Collection A/C - 1141991705 - kshs	Kes	Revenue Collection A/C	#	21,567,540.41	17075925.66
KCB Health Revenue Fund A/C 1155423712 - kshs	Kes	Revenue Collection A/C	#	173,765.90	530,419.65
Kisumu County Cost & Contingency Fund A/C 1177287080 - kshs	Kes	Contingency A/C	#		-
Kisumu County Plant & Equipment A/C 1177287080 - kshs	Kes	Operations A/C	#	9,344,676.00	-
Family Bank Salaries A/C 25000025445 - kshs	Kes	Operations A/C	#	Inactive	40,410.80

Family Bank Operations A/C 25000025819 - kshs	Kes	Imprest A/C	#	Inactive	11508.00
KISUMU COUNTY OPERATION ACCOUNT 25000029519	Kes		#	Inactive	58,613.88
Cooperative Bank - Emergency Fund A/C 01141613464700 - kshs	Kes	Emergency Fund	#	4,689,913.48	368,665.48
KCB - Water Revenue Fund A/C 1147502013 - kshs	Kes	Revenue Collection A/C	#		-
KCB - Liaison Imprest A/C 1198121688 - kshs	Kes	Imprest A/C	#		-
KCB - Kisumu County Plant & Equipment A/C 1203503865 - kshs	Kes	Operations A/C	#	17,920.00	-
Central Bank- County Revenue Fund A/C 1000171488 - kshs	Kes	Revenue A/C	#	1,081,096,065.75	495,182,587
Central Bank Development A/C 1000170867 - kshs	Kes	Development A/C	#	6,064,056.10	-
Central Bank - Transforming Healthcare - A/C 1000336749 - kshs	Kes	World Bank Project	#	75,607,312.80	61,314,968
Central Bank Recurrent A/C 1000170956 - kshs	Kes	Recurrent A/C	#	4,930,513.85	-
Central Bank Deposits A/C 1000233524 - kshs	Kes	Deposits A/C	#	27,768,565.95	13,451,332.00
Central Bank Road Maintenance Levy Fund A/C 1000270993 - kshs	Kes	RMLF A/C	#	112,648,554.05	22,583.35

KISUMU COUNTY GOVERNMENT
Reports and Financial Statements
For the year ended June 30, 2020

Central Bank Kenya Smart Agriculture project A/C 1000360941 - kshs	Kes	World Bank Project	#	12,915,921.30	34,014,938.00
Central Bank Youth Polytechnic A/C 1000367989 - kshs	Kes	World Bank Project	#	35,463,298.00	31,445,750.00
Kisumu County Kenya Urban Support Program A/C 1000395354	Kes	project	#	-	727,117,835.30
Kisumu County Dairy Enterprise Development A/C 1000397896	Kes	project	#	45,872,644.25	58,065,439.15
Kisumu County Agriculture Sec Development Support Pororamme 10000364618	Kes	project	#	7,221,288.00	8,804,115.35
Agriculture, Livestock & Fisheries A/C 1148477055	Kes	Revenue Collection A/C	#		-
ALCOHOLIC DRINK CTRL DIR-KSM COUNTY 1165988372	Kes	Revenue Collection A/C	#	180,000.00	63,048.00
Agriculture, Livestock & Fisheries A/C 1148477284	Kes	Revenue Collection A/C	#		-
Agriculture, Livestock & Fisheries A/C 1170609589	Kes	Revenue Collection A/C	#	13,420.50	13,567.50
Chief Officer - Maseno Agricultural Training Centre A/C 1148451196	Kes	Revenue Collection A/C	#	2,740,477.50	-
Agriculture, Livestock & Fisheries A/C 1148477187	Kes	Revenue Collection A/C	#		-

UNICEF/Ministry of Water and Natural Resources A/C 1157946259	Kes	WASH Project A/C	#	6,235,040.50	504.50
KCB Salary A/C 1217991565	Kes	Imprest A/C	#	2,786,254.42	2,158,260.48
Kenya Climate Smart Agriculture Pro	Kes	project		10,272,665.00	-
KCB Sugar Belt Roads Development A/C 1168980119	Kes	project	#	63,125.00	-
MASENO ATC-1149539208-kcb	Kes			2,116,507.20	
Family Bank Cooperative Development A/C 025000033151	Kes	project	In active	-	-
Government Current LREB ACCOUNTS1141614498200	Kes	Development A/C	#		-
Agric Sector Dev Support Prog ASDSP Kisumu County A/C No: 01071209261200	Kes	project		9,764,663.00	-
KISUMU COUNTY RESOURCE MOBILIZATION - 01141766220700-CO OP	Kes			3,208,987	
KDSP A/C 1000433345-CBK	Kes			11,100,000.00	-
Kisumu county Universal Health Care Account NO: 1000447265-CBK	Kes			91,525,545.00	-
Kisumu City KUSP UDG -A/C No: 0152378640001-SBM Bank	Kes	project		233,322,231.38	-
Kisumu County Salary Accounty A/C No: 2029561888- ABSA Bank	Kes	Recurrent A/C		39,178.10	-

KISUMU COUNTY GOVERNMENT
Reports and Financial Statements
For the year ended June 30, 2020

JOOTRH-1150668849-KCB			65,285,795.75	
Total			1,890,819,765.69	1,453,899,364.00

(SEE ANNEX 9)

21B. CASH IN HAND

	2019 - 2020	2018 - 2019
	KSh	KSh
Cash in Hand – Held in domestic currency	54,600	22,814,736
Cash in Hand – Held in foreign currency	0	0
Total	54,600	22,814,736

Cash in hand should also be analysed as follows:

	2019 - 2020	2018 - 2019
	KSh	KSh
Nyakach	15,200	78,600
Muhoroni	6,150	94,380
Nyando	2,250	38,190
City of Kisumu	31,000	760,000
Hospitals		21,843,566
Total	54,600	22,814,736

[Provide cash count certificates for each]

NOTES TO THE FINANCIAL STATEMENTS (CONTINUED)

22. ACCOUNTS RECEIVABLE - OUTSTANDING IMPRESTS

Government Imprests	114,831,010	783,346,771
Clearance accounts		0
Total	114,831,010	783,346,771

(SEE ANNEX 10 –List of outstanding imprests)

23. ACCOUNTS PAYABLE

Deposits	27,768,565.95	18,195,925
Retention monies		0
Total	27,768,565.95	18,195,925

(SEE ANNEX 11-List of retention accounts)

24. FUND BALANCE BROUGHT FORWARD

Bank accounts	1,453,899,364	1,541,841,130
Cash in hand	22,814,736	-

KISUMU COUNTY GOVERNMENT
Reports and Financial Statements
For the year ended June 30, 2020

Accounts Receivables	783,346,771	247,182,643
Accounts Payables	(18,195,925)	(119,265,425)
Total	2,241,864,946	1,669,758,348

NOTES TO THE FINANCIAL STATEMENTS (CONTINUED)

25. PRIOR YEAR ADJUSTMENTS a prior period adjustment really applies to the correction of an error in the financial statements of a prior period

Bank account Balances			
Cash in hand	(971,170)		(971,170)
Accounts Payables			
Receivables	267,718,142	(196,874,668)	70,843,474
Others –Payments made after 30/06/2019	597,708,415		597,708,415
Other-Hospitals bank balances	(21,843,566)		(21,843,566)
TOTAL	842,611,821	(196,874,668)	645,737,153

(Explain whether the prior year relates to errors noted in prior year, changes in estimates or accounting policy.)

26. CHANGES IN RECEIVABLES

Outstanding Imprest as at 1 st July 2019 (A)	783,346,771	783,346,771
Imprest issued during the year (B)	185,355,263.7	
Imprest surrendered during the Year (C)	(1,065,337,119)	
Net changes in account receivables D= A+B-C	(96,635,084)	

27. CHANGES IN ACCOUNTS PAYABLES – DEPOSITS AND RETENTIONS

Description of the error	2019 - 2020	2018 - 2019
	KSh	KSh
Deposit and Retentions as at 1 st July 2019 (A)	18,195,925	18,195,925
Deposit and Retentions held during the year (B)	27,768,566	
Deposit and Retentions paid during the Year (C)	(36,391,850)	
Net changes in account receivables D= A+B-C	9,572,641	18,195,925

28. OTHER IMPORTANT DISCLOSURES

1. PENDING ACCOUNTS PAYABLE (See Annex 2)

Construction of buildings	177,355,443	73,500,644.08	57,194,062.25	193,662,024.83
Construction of civil works	717,142,630	303,671,770.13	237,242,378.50	783,572,021.63
Supply of goods	472,180,890	204,807,643.39	285,300,371.05	391,688,162.34
Supply of services	1,080,922,265	156,507,412.46	296,857,634.34	940,572,043.12
Total	2,447,601,228	738,487,470.06	876,594,446.14	2,309,494,251.92

2. PENDING STAFF PAYABLES (See Annex 2)

Senior management	0			
Middle management	0			
Unionisable employees	270,900,343			
Others	0			
Total	270,900,343			

3. OTHER PENDING PAYABLES (See Annex 3)

--	--	--	--	--

KISUMU COUNTY GOVERNMENT
Reports and Financial Statements
For the year ended June 30, 2020

Amounts due to National Government entities	144,321,089			
Amounts due to County Government entities	0			
Amounts due to third parties	0			
Total	144,321,089			

(Provide explanations for the prior year adjustments made, their nature and effect on the fund balance of the County)

4. External Assistance

Description	FY 2019/2020	FY 2018/2019
	Kshs	Kshs
External assistance received in cash		
External assistance received as loans and grants		
External assistance received in kind- as payment by third parties		
Total		

a) External assistance relating loans and grants

Description	FY 2019/2020	FY 2018/2019
	Kshs	Kshs
External assistance received as loans		
External assistance received as grants		
Total		

b) Undrawn external assistance

Description	FY 2019/2020		FY 2018/2019	
	Kshs	%	Kshs	%
Undrawn external assistance - loans				

Undrawn external assistance - grants			
Total			

c. Classes of providers of external assistance

Multilateral donors			
Bilateral donors			
International assistance organization			
NGOs			
National Assistance Organization			
Total			

Provide details of the reasons for external assistance e.g.

- Economic development or welfare objective
- Emergency relief
- Trading activities

d. Non-monetary external assistance

Goods			
Services			
Total			

This may occur when goods such as vehicles, computers, medical equipment, food aid etc are contributed to a county by donors, NGO etc

KISUMU COUNTY GOVERNMENT
Reports and Financial Statements
For the year ended June 30, 2020

N/B : Disclose the basis on which the value of goods and services were determined (This may be by : depreciated historical cost of physical assets, price attached on the goods, an assessment of value by the management of transferor, recipient on Third Party, Fair value measurement.

e Purpose and use of external assistance

	FY 2019/2020	FY 2018/2019
PAYMENTS MADE BY THIRD PARTIES		
Compensation of Employees		
Use of goods and services		
Subsidies		
Transfers to Other Government Units		
Other grants and transfers		
Social Security Benefits		
Acquisition of Assets		
Finance Costs, including Loan Interest		
Repayment of principal on Domestic and Foreign borrowing		
Other Payments		
TOTAL		

N/B The above sub-classification will be adopted based on the purpose of the external assistance and how the external assistance was used.

5. PAYMENTS BY THIRD PARTY ON BEHALF OF THE COUNTY

This relates to payments done directly to supplier on behalf of the county governments such as; national government may fund the operation of health or education program, a donor may pay directly for construction of a given market etc.

Classification by Source

National government		
Multilateral donors		
Bilateral donors		
International assistance organization		
NGOs		
National Assistance Organization		
Total		

Classification of payments made by Third Parties by Nature of expenses

PAYMENTS MADE BY THIRD PARTIES	FY 2019/2020	FY 2018/2019
Compensation of Employees		
Use of goods and services		
Subsidies		
Transfers to Other Government Units		
Other grants and transfers		
Social Security Benefits		
Acquisition of Assets		
Finance Costs, including Loan Interest		
Repayment of principal on Domestic and Foreign borrowing		
Other Payments		
TOTAL		

N/B The above subclassification will be adopted based on the appropriate county's operations

6. RELATED PARTY DISCLOSURES

Related party disclosure is encouraged under non-mandatory section of the Cash Basis IPSAS.

The following comprise of related parties to the County Government:

- Key management personnel that include the Governor, the Deputy Governor Members of the County Assembly, CECs and Chief Officers for various County Ministries and Departments;
- County Ministries and Departments;
- The National Government;
- Other County Governments; and
- State Corporations and Semi-Autonomous Government Agencies.

Related party transactions

	2019-2020	2018-2019
	KSh	KSh
Key Management Compensation (Governors, CEC Members and COs)		0
Transfers to related parties		
Transfer to the County Assembly	709,070,900	684,802,036
Transfers to other County Government Entities-JOOTRH	261,518,424	109,483,883
Transfers to Development Projects	804,966,519	0
Transfers to non reporting entities e.g schools and welfare		0
Transfers to County Water Service Providers		0
Expenses paid on behalf of County Water Service Providers		0
Total Transfers to related parties	1,775,555,843	794,285,919

Transfers from related parties	Kshs.	Kshs.
Transfers from the Exchequer	7,544,172,965	7,726,056,919
Transfers from MDAs	353,875,750	181,881,624
Transfers from SCs and SAGAs- National Government		0
(Insert any other transfers received)		0
Total Transfers from related parties	7,898,048,715	7,907,938,180

7. ESTABLISHMENT OF OTHER COUNTY GOVERNMENT ENTITIES

The PFM Act, 2012 section 182 enables the County Government to establish and dissolve County Corporations/ entities. For purposes of follow up on financial reporting, audit and disclosure, outlined below is a list of entities established by the County Government since inception.

County Assembly	2013	County Assembly	Mr. Owen Ojuok
Education Fund	2014	County Headquarter	Ms Penina Onyango
Trade Fund	2016	County Headquarter	Mr Daniel Okia
City Of Kisumu	2013	County Headquarter	Ms Doris Ombara
Car & Mortgage Fund	2014	County Headquarter	Mr Evans Otieno
KIWASCO	2003	KIWASCO Headquarter	Mr Thomas Odongo
PWD Fund	2016	County Headquarter	Ms Penina Onyango

8. DISCLOSURE OF BALANCES IN REVENUE COLLECTION ACCOUNTS

County Government Own source revenue is recognized in the financial statements when it has be swiped to CRF. Revenue collection account balances need to be disclosed at the end of the reporting period as below. Revenue collection accounts should be swept to CRF on reporting dates.

9. PROGRESS ON FOLLOW UP ON PRIOR YEAR AUDITOR'S RECOMMENDATIONS

The following is the summary of issues raised by the external auditor, and management comments that were provided to the auditor. We have nominated focal persons to resolve the various issues as shown below with the associated time frame within which we expect the issues to be resolved.

Reference No. on the external audit Report	Issue / Observations from Auditor	Management comments	Focal Point person to resolve the issue (Name and designation)	Status (Resolved / Not Resolved)	Time frame (Put a date when you expect the issue to be resolved)
1.0	Compensation of employees constituting 51% of total expenditures	This was caused by drop in budgeted receipts and payments for previous FY made in year under review	Aggrey Omukoba- Director Human Resource Management	Unresolved	30/06/2021
1.1	Budget Performance analysis Under collection of own revenue	Political Challenges led to low revenue collections	James Kungu- Director Revenue	Unresolved	30 th June 2021
1.2	Under performance of recurrent and development expenditure	Under performance was as a result of shortfall of own source generated revenues	All Chief Officers	Unresolved	30 th June 2021
2.0	Unsupported pending bills	Files with all supporting documents were resubmitted to auditors. Management has ensured current bills disclosed have all supporting documents	James Mingala	Resolved	
3.0	IFMIS Payments made in cash	Payments relate to transfers to health facilities treated as advances later regularized	Evans Otieno Chief Accountant Expenditure	Resolved	

		through journal entries			
4.1	Outstanding Property rates	Management has put measures to recover outstanding rates through incentives such as waivers and issuing demand notices. An updated valuation roll has been prepared	James Kungu-Director Revenue	Not resolved	30 th June 2021

Guidance Notes:

- (i) Use the same reference numbers as contained in the external audit report;
- (ii) Obtain the “Issue/Observation” and “management comments”, required above, from final external audit report that is signed by Management;
- (iii) Before approving the report, discuss the timeframe with the appointed Focal Point persons within your entity responsible for implementation of each issue;

KISUMU COUNTY GOVERNMENT
Reports and Financial Statements
For the year ended June 30, 2020

(iv) Indicate the status of “Resolved” or “Not Resolved” by the date of submitting this report to National Treasury.

CEC, County Treasury

Sign.....

Date.....

KISUMU COUNTY GOVERNMENT
Reports and Financial Statements
For the year ended June 30, 2020

ANNEXES

ANNEX 1 – ANALYSIS OF TRANSFERS FROM THE EXCHEQUER

Exchequer Releases for quarter 1	1,189,533,600	-	-	-	1,189,533,600
Exchequer Releases for quarter 2	1,230,552,000	10,312,500	163,843,700	56,722,311.50	1,461,430,511.50
Exchequer Releases for quarter 3	1,333,098,000	-	101,479,769	242,908,863	1,677,486,632
Exchequer Releases for quarter 4	2,495,286,000	18,012,500	103,693,873	952,605,600.50	3,569,597,973.50
Total	6,248,469,600	28,325,000	369,017,342	1,252,236,775	7,898,048,717

KISUMU COUNTY GOVERNMENT
Reports and Financial Statements
For the year ended June 30, 2020

ANNEX 2 – ANALYSIS OF PENDING ACCOUNTS PAYABLE (SEE ANNEX 2)

Supplier of Goods or Services	Original Amount	Amount Paid	Outstanding Balance	Comments
	A	B	c	d=a-c
Construction of buildings				
1.				
2.				
3.				
Sub-Total				
Construction of civil works				
4.				
5.				
6.				
Sub-Total				
Supply of goods				
7.				
8.				
9.				
Sub-Total				
Supply of services				
10.				
11.				
12.				
Sub-Total				
Grand Total				

KISUMU COUNTY GOVERNMENT
Reports and Financial Statements
For the year ended June 30, 2020

ANNEX 3 – ANALYSIS OF PENDING STAFF PAYABLES

		a	b	c	d=a-c		
Senior Management							
1.							
2.							
3.							
	Sub-Total						
Middle Management							
4.							
5.							
6.							
	Sub-Total						
Unionisable Employees							
7.							
8.							
9.							
	Sub-Total						
Others (specify)							
10.							
11.							
12.							
	Sub-Total						
	Grand Total						

KISUMU COUNTY GOVERNMENT
Reports and Financial Statements
For the year ended June 30, 2020

ANNEX 4 – ANALYSIS OF OTHER PENDING PAYABLES

Name	Drift Transaction Description	Original Amount	Amount Paid To Date	Amount Outstanding Balance 30/6/2019	Amount Outstanding Balance 30/6/2020	Comment
		a	b	c	d=a-c	
Amounts due to National Govt Entities						
1.						
2.						
3.						
	Sub-Total					
Amounts due to County Govt Entities						
4.						
5.						
6.						
	Sub-Total					
Amounts due to Third Parties						
7.						
8.						
9.						
	Sub-Total					
Others (specify)						
10.						
11.						
12.						
	Sub-Total					
	Grand Total					

KISUMU COUNTY GOVERNMENT
Reports and Financial Statements
For the year ended June 30, 2020

ANNEX 5 – SUMMARY OF FIXED ASSET REGISTER

Land	2,733,928,477	20,000,000.00			2,753,928,477.00
Buildings and structures	946,863,500	69,563,630.10			1,016,427,130.10
Transport equipment	94,958,180	53,770,500.00			148,728,680.00
Office equipment, furniture and fittings	57,088,605	22,851,620.00			79,940,225.00
ICT Equipment	72,556,619				72,556,619.00
Machinery and Equipment	53,061,247	41,274,194.60			94,335,441.60
Heritage and cultural assets					
Biological assets		13,796,379.60			13,796,379.60
Intangible assets		31,832,269.00			31,832,269.00
Infrastructure assets- Roads, Rails		848,231,753.70			848,231,753.70
Work in progress					
Other inventory		15,000,000.00			15,000,000.00
Total	3,958,456,628	1,116,320,347.00			5,074,776,975.00


(NB: The balance as at the end of the year is the cumulative cost of all assets bought and inherited by the County Government. Additions during the year should tie to note 17 on acquisition of assets during the year.)

KISUMU COUNTY GOVERNMENT
Reports and Financial Statements
For the year ended June 30, 2020

ANNEX 6 – INTER-ENTITY TRANSFERS

Ref	Entity	Quarter 1	Quarter 2	Quarter 3	Quarter 4	Amount transferred KSh	Amount Confirmed Received KSh	Difference	Explanation
						709,070,900	709,070,900		
1	County Assembly								
2									
3									
4									
5									
6									
7									
8									
9	Total								

Director of Finance
 County Executive



Director of Finance
 County Assembly/fund/project

(NB: This appendix must be agreed and signed by the issuing and receiving party)

ANNEX 6 Contingent liabilities register

1						
2						
3						
4						
5						
6						
7						
8						
9						
10						
11						
12						

**KISUMU COUNTY GOVERNMENT
Reports and Financial Statements**

For the year ended June 30, 2020

ANNEX 7 – BANK RECONCILIATION/FO 30 REPORT

(Attach FO 30 Reports from IFMIS)

**Financial Statements
For the year ended June 30, 2020**

ANNEX 2

PENDING ACCOUNTS PAYABLE

Description	Balance b/f FY 2018/2019		Additions for the period	Paid during the year	Balance c/f FY 2019/2020
Construction of buildings	177,355,443.00	120,161,380.75	73,500,644.08	57,194,062.25	193,662,024.83
Construction of civil works	717,142,630.00	479,900,251.50	303,671,770.13	237,242,378.50	783,572,021.63
Supply of goods	472,180,890.00	186,880,518.95	204,807,643.39	285,300,371.05	391,688,162.34
Supply of Services	1,080,922,265.00	784,064,630.66	156,507,412.46	296,857,634.34	940,572,043.12
Total	2,447,601,228.00	1,571,006,781.86	738,487,470.06	876,594,446.14	2,309,494,251.92

DEVELOPMENT PENDING BILLS (CONSTRUCTION OF BUILDING)

NO	PAYEE	CONTRACT NO	DETAILS/PROJECT	COMPLETION	CONTRACT DATE	COMPLETION DATE	LP/OLSO NO	CONTRACT AMOUNT	AMOUNT PAID	PAYABLE AMOUNT
1	Primary Enterprises Limited		Construction of ECD Classrooms at Guf primary	Education	29-Jun-15					
2	Zaeh Engineering Co. LTD		Completion of staff house at Migori	Health Services	15-Jul-13		2469	1,494,277.20		1,120,142.00
3	Abcarise Farm Machinery	CGK/NHS/MV/2014-2015	Construction of staff house at Migori	Health Services	27-Nov-15	24-Jun-19		3,000,000.00	1,702,230.00	1,297,750.00
4	FILANI ENGINEERING WORKS		Construction of ECD block at Wajiki	Education, ICT & HRD	27-Nov-15		4002	1,499,172.00		517,840.00
5	Summit Investment	CGK/MUH/ED/2017-2018/0022	Construction of ECD at Mvira	Education, ICT & HRD	26-Jun-16			1,682,684.00		746,450.00
6	Son & Mwa	CGK/ED/2017-2018/0003	Construction of Ino ECD Classroom at Uvula Fry sch	Education, ICT & HRD	20-Apr-18	3-Jun-19	7672	779,282.00		779,282.00
7	Nyando Expert Enterprises	CGK/ED/2017-2018/0009	Construction of Orom ECD classroom, Awasi Oyocho ward	Education, ICT and Human Resource	24-Apr-18	28-Sep-18	7653	718,504.00		718,504.00
8	Kodage Contractors LTD	CGK/ED/2017-2018/0001	Construction of Maraba ECD	Education & Gender	25-Apr-18	2-Aug-18	7659	771,945.20		771,945.20
9	MEKGEA TRADERS LTD.	CGK/ED/2017-2018/0018	Construction of Ojere ECD Classrooms at Aburo Ward	Education, ICT and Human Resource	26-Apr-18	18-Jun-18	7651	753,907.20		753,907.20
10	Kanasa Investment	CGK/ED/2017-2018/0020	Construction of Orago ECD classroom, Mvanga Nyngoma ward	Education, ICT & HRD	26-Apr-18	11-Oct-18	7670	783,980.12		783,980.12
11	Fiswaya Limited	CGK/ED/2017-2018/0018	Construction of Ohode ECD	Education, ICT & HRD	26-Apr-18	15-Oct-18	7668	783,980.20		783,980.20
12	Buywore Enterprises	CGK/ED/2017-2018/0021	Construction of Kibwera social hall	Education, ICT & HRD	26-Apr-18		7710	1,873,400.00	1,212,780.00	660,620.00
13	AMEDCO TECHNICAL SERVICES	CGK/ED/2017-2018/0021	Construction of Ecd at Omatuyi fry school	Education, ICT & HRD	30-Apr-18	25-Jun-18	7671	776,335.00		776,335.00
14	Kanasa Investment Limited	CGK/ED/2017-2018/0008	Proposed construction of Oyula ECD classroom	Education, ICT and Human Resource	4-May-18	22-Oct-18	7711	775,452.60		775,452.60
15	SEVEN N ENTERPRISES	CGK/H&S/2017-2018/0001	Construction of male ward at Aburo Sub County Hospital	Health & Sanitation	5-May-18	1-Nov-19		3,999,448.00		775,452.60
16	Kambid Enterprise	CGK/ED/2017-2018/0046	Construction of Orago ECD Classroom	Education & Gender	9-May-18	20-Jun-18	7694	763,314.80		3,999,448.00
17	Pelor Services	CGK/ED/2017-2018/0023	Construction of Korone ECD	Education & Gender	9-May-18	28-Jun-18	7673	763,233.60		763,233.60
18	Zites Enterprises	CGK/ED/CAK/2017-2018/0048	Completion of Alado ECD classroom	Education, ICT and Human Resource	9-May-18	29-Jun-18		1,218,544.00		1,218,544.00
19	Mecoon Limited	CGK/ED/2017-2018/0032	Construction of Kamulo ECD	Education & Gender	9-May-18	2-Aug-18	7656	770,947.60		770,947.60
20	Apache Limited	CGK/ED/2017-2018/0016	Construction of Nynganda resource centre	Education, ICT & HRD	9-May-18	12-Sep-18	7715	1,999,376.00		1,999,376.00
21	Thabisi (K) Limited	CGK/ED/2017-2018/0016	Construction of Papi Mvanga ECD	Education & Gender	9-May-18	22-Oct-18	7673	770,796.80		770,796.80
22	ARARA ENTERPRISES LTD	CGK/ED/2017-2018/0018	Completion of oyungo ECD	Education, ICT & HRD	9-May-18	5-Nov-18	7684	789,693.00		789,693.00
23	CONSTRUCTION LTD	CGK/ED/2017-2018/0026	Completion of Ino ECD classroom at Kibwai	Education, ICT & HRD	9-May-18	5-Nov-18		999,804.00		999,804.00
24	JABUTISH ENTERPRISES	CGK/ED/2017-2018/0024	Construction of Advyung ECD classroom	Education, ICT & HRD	9-May-18	30-Nov-18	7712	770,450.00		770,450.00
25	MAXGEA TRADERS LTD.	CGK/H&S/2017-2018/0024	Construction of Roe Kujale ECD classroom	Education, ICT & HRD	9-May-18	4-Jan-19	7674	770,889.00		770,889.00
26	M/S PETE HOLDINGS	CGK/H&S/2017-2018/0023	Construction of Geta Health Center	Health services	9-May-18	9-Aug-18	22207	1,500,228.00		1,500,228.00
27	M/S FEMS AGENCY LTD	CGK/H&S/2017-2018/0024	Construction of Sanga staff house phase 2	Health services	17-May-18	28-Sep-18	22228	997,020.00		997,020.00
28	Entry Limited	CGK/H/2017-2018/0014	Construction of Kuoyo Dispensary phase 2	Health services	25-May-18	1-Oct-18	22229	998,180.00		998,180.00
29	PELOR SERVICES	CGK/ED/2017-2018/0015	Construction of Sanga ECD classroom	Education & Gender	29-May-18	3-Aug-18		761,969.20		761,969.20
30	Kanavro Enterprises	CGK/ED/2017-2018/0010	Completion of Kona Health centre	Health services	8-Jun-18	6-Jul-18	22221	3,993,100.00		3,993,100.00
31	Loboda Ltd	CGK/ED/2017-2018/0037	Completion of Oyngochi resource centre	Education, ICT & HRD	30-Apr-18	19-Jul-18	7707	2,999,672.40		2,999,672.40
32	Jamso Investments	CGK/NYD/ED/2014-2019/0092	completion of 2 ECD classroom at Wanganga	Education, ICT & HRD	5-Sep-18	22-Jan-20	7667	745,677.00		745,677.00
33	Mosoff Property Solutions	CGK/KE/ED/2014-2019/0092	Completion of Oyula Ecd	Education, ICT & HRD	2-Feb-19	23-May-19	10434	699,707.00		699,707.00
34	Starwill Engineering Service	CGK/M/ED/2018-2019/018	Construction of Anemba Orobka ECD	Education, ICT & HRD	2-Feb-19	4-Jun-19	10359	976,000.00		976,000.00
35	Enzico Investments LTD	CGK/KW/ED/2018-2019/0005	Construction of 4 door units at Sanganyaya	Education, ICT & HRD	2-Feb-19	13-Jun-19	10407	497,408.00		497,408.00
36	Jamso Investments	CGK/MUH/ED/2018-2019/1111	Construction of 1 ECD classroom at Makindu	Education, ICT & HRD	2-Feb-19	12-Jun-19	10422	699,670.00		699,670.00
37	LTD	CGK/MUH/ED/2018-2019/1112	Completion of Guf Ygo ECD	Education, ICT & HRD	2-Feb-19	12-Jun-19	10364	998,749.00		998,749.00
38	Andmoch Services LTD	CGK/NYD/ED/2018-2019/0014	Construction of Mvanga ECD	Education, ICT & HRD	2-Feb-19	20-Jun-19	10404	999,966.00		999,966.00
39	lacoa limited	CGK/KW/ED/2018-2019/0011	Construction of Arude ECD	Education, ICT & HRD	2-Feb-19	26-Jun-19	10429	1,497,618.00		1,497,618.00
					2-Feb-19	27-Jun-19	10354	1,069,137.00		963,257.00

40	Practical Telecoms	CGK/SE/ED/2011-2019/998	Construction of ECD at Kurudu	Education, ICT & HRD	2-Feb-19	27-Jun-19	10436	1,449,000.00	-	1,449,000.00
41	Mykon Investments LTD	CGK/KE/ED/2011-2019/035	Construction of Kaseswa Community hall	Education, ICT & HRD	2-Feb-19	26-Aug-19	10348	1,970,000.00	-	1,970,000.00
42	Geno Keeslers	CGK/SE/ED/2011-2019/024	Construction of Road ECD	Education, ICT & HRD	2-Feb-19	9-Oct-19	10390	999,737.00	-	999,737.00
43	Juana Limited	CGK/KE/ED/2011-2019/022	Construction of Kagame ECD	Education, ICT & HRD	4-Feb-19	25-Jun-19	10764	1,699,000.00	-	1,699,000.00
44	Andambw Services LTD	CGK/NY/ED/2011-2019/015	Completion of 1 ECD classroom at Koverwa prv sch	Education, ICT & HRD	4-Feb-19	1-Aug-19	10466	1,497,618.00	-	1,497,618.00
45	Sonnet Construction	CGK/NY/ED/2011-2019/100	Completion of 1 ECD classroom at Koverwa prv sch	Education, ICT & HRD	22-Feb-19	16-Mar-19	10379	965,789.60	-	965,789.60
46	Co LTD	CGK/K/W/ED/2011-2019/118	Construction of ECD at Mutim Mubere prv	Education, ICT & HRD	22-Feb-19	7-Mar-19	10370	964,331.60	-	964,331.60
47	Redding global Member	CGK/NY/ED/2011-2019/119	Construction of Kodogo VTC	Education, ICT & HRD	22-Feb-19	10-Mar-19	10371	1,496,261.00	-	1,496,261.00
48	Kadaya General	CGK/K/W/ED/2011-2019/043	Completion of on-type ECD	Education, ICT & HRD	22-Feb-19	15-Mar-19	10381	1,093,310.00	-	1,093,310.00
49	Frontier Agencies	CGK/K/W/ED/2011-2019/056	Construction of Dvude ECD	Education, ICT & HRD	22-Feb-19	4-Jan-19	10382	1,064,706.00	-	1,064,706.00
50	Eton Property Agencies	CGK/K/W/ED/2011-2019/053	Construction of ECD at Akira Primary school	Education, ICT & HRD	22-Feb-19	12-Jan-19	10387	1,047,289.75	-	1,047,289.75
51	TACOM VENTURES	CGK/KE/ED/2011-2019/124	Construction of ECD block Xaverian prv sch	Education, ICT & HRD	22-Feb-19	12-Jan-19	10392	928,580.00	-	928,580.00
52	Avon Enterprises	CGK/SE/ED/2011-2019/058	Construction of Ibis Kabona ECD	Education, ICT & HRD	22-Feb-19	17-Jan-19	10351	1,864,247.60	-	1,864,247.60
53	Juana Limited	CGK/SE/ED/2011-2019/048	Completion of Oyo ECD	Education, ICT & HRD	22-Feb-19	18-Jan-19	10444	1,494,660.00	-	1,494,660.00
54	Senza N' Enterprises	CGK/NY/ED/2011-2019/063	Construction of Fag Mbagye ECD	Education, ICT & HRD	22-Feb-19	24-Jan-19	10383	812,464.00	-	812,464.00
55	Saravva	CGK/NY/ED/2011-2019/019	Construction of Ibi Kabona ECD	Education, ICT & HRD	22-Feb-19	24-Jan-19	10616	997,232.00	-	997,232.00
56	Ch. Giti Enterprises	CGK/KE/ED/2011-2019/065	Construction of Ibi Kabona ECD	Education, ICT & HRD	22-Feb-19	27-Jan-19	10423	1,931,319.00	-	1,931,319.00
57	Bit Construction LTD	CGK/K/W/ED/2011-2019/095	Construction of ECD at Koverwa	Education, ICT & HRD	22-Feb-19	28-Jan-19	10769	1,450,000.00	-	1,450,000.00
58	Widening Building	CGK/K/W/ED/2011-2019/138	Construction of ECD at Koverwa	Education, ICT & HRD	22-Feb-19	28-Jan-19	10400	1,493,179.00	-	1,493,179.00
59	Project Enterprises	CGK/SE/ED/2011-2019/071	Construction of ECD at Kira Mutari	Education, ICT & HRD	22-Feb-19	2-Jul-19	10368	1,997,213.00	-	1,997,213.00
60	Muhili Investment	CGK/SE/ED/2011-2019/071	Construction of Koverwa Community hall	Education, ICT & HRD	25-Feb-19	11-Dec-19	10616	3,041,070.00	-	3,041,070.00
61	Elman Quality Company	CGK/KE/ED/2011-2019/119	Construction of Bunge ECD	Education, ICT & HRD	12-Mar-19	24-Jan-19	9871	1,602,831.00	-	1,602,831.00
62	Nyada Engineering LTD	CGK/H/S/2011-2019/001	Construction of Nyada dispensary	Health & Sanitation	12-Mar-19	26-Nov-19	9317	2,396,390.00	-	2,396,390.00
63	Lake Brewe Investments	CGK/H/S/2011-2019/029	Construction of Kogwaha Health centre	Health & Sanitation	12-Mar-19	26-Nov-19	10759	1,073.00	-	1,073.00
64	Bijah LTD	CGK/H/S/2011-2019/021	Construction of Sanga staff house at Sanga dispensary	Health & Sanitation	18-Mar-19	24-Jun-19	10766	1,139,178.00	-	1,139,178.00
65	Rama Ventures LTD	CGK/H/S/2011-2019/035	Completion of Mnyumba Dispensary	Health & Sanitation	18-Mar-19	27-Jun-19	10412	1,290,500.00	-	1,290,500.00
66	Samae Construction LTD	CGK/M/ED/2011-2019/032	Construction of Nyabanga dispensary	Health & Sanitation	19-Mar-19	11-Jan-19	9889	4,399,829.00	-	4,399,829.00
67	Mukho Investments	CGK/H/S/2011-2019/022	Construction of Nyabanga dispensary	Health & Sanitation	21-Mar-19	24-Jul-19	9876	3,462,922.48	2,024,014.40	1,438,908.08
68	Muhili Building	CGK/H/S/2011-2019/012	Construction of Oyo health centre	Health & Sanitation	21-Mar-19	27-Jun-19	9380	1,798,986.00	1,259,832.00	539,154.00
69	Standard Heritage Perfect Services Enterprises LTD	CGK/H/S/2011-2019/05	Construction of maternity wing at Kora dispensary	Health & Sanitation	29-Mar-19	27-Jun-19	10351	4,071,192.00	-	4,071,192.00
70	LTID	CGK/H/S/2011-2019/015	Completion of Nyaga Health centre	Health & Sanitation	25-Apr-19	6-Jun-19	10623	1,198,344.00	-	1,197,938.00
71	Okemushi Contractors	CGK/KE/ED/2011-2019/015	Construction of community hall at Kanyabw	Education, ICT & HRD	9-May-19	16-Oct-19	10946	5,999,708.00	-	4,316,146.00
72	Telamur Limited	CGK/KE/ED/2011-2019/021	Construction of New ECD classroom	Education, ICT & HRD	15-May-19	28-Jan-19	10782	1,500,000.00	-	1,432,527.00
73	Starcom Investments	CGK/ED/ED/2011-2011	Construction of community hall in North Sene	Education, ICT & HRD	23-May-19	11-Oct-19	10944	4,995,426.00	-	3,795,717.00
74	Lavere Enterprises	CGK/H/S/2011-2019/033	Construction of Nyitenge Dispensary Kazumu	Health & Sanitation	29-May-19	4-Dec-19	10945	5,999,995.00	-	2,501,040.00
75	Kedery General Construction	CGK/H/S/2011-2019/033	Construction of Nyitenge Dispensary Kazumu	Health & Sanitation	4-Jun-19	8-Aug-19	10958	1,099,868.00	-	1,034,788.00
76	limited	CGK/SE/ED/2011-2019/141	Construction of Oyo ECD Classroom	Education, ICT & HRD	5-Jun-19	28-Jun-19	10734	2,078,391.00	-	2,078,391.00
77	Flameth contractors	CGK/M/ED/2011-2019/126	Construction of 7 no ECD classroom	Education, ICT & HRD	7-Jun-19	11-Aug-19	10986	994,062.00	-	994,062.00
78	Murugan Company	CGK/KE/ED/2011-2019/026	Completion of Oyo ECD centre	Education, ICT & HRD	19-Jun-19	13-Oct-19	10422	1,499,900.00	-	1,499,900.00
79	Rama Ventures	CGK/NY/ED/2011-2019/045	Construction of Nyanyuli ECD	Education, ICT & HRD	1-Jul-19	4-Sep-19	10898	2,964,939.68	-	2,859,713.00
80	Itah Investment	CGK/H/S/2011-2019/099	Construction of Simba dispensary Nyuvya	Health & Sanitation	1-Jul-19	11-Nov-19	-	1,939,904.00	-	1,939,904.00
81	Emergenz	CGK/H/S/2011-2019/034	Construction of Mada dispensary	Health & Sanitation	1-Jul-19	28-Nov-19	-	1,899,674.00	-	1,899,674.00
82	RAYAYO KAMBI INVESTMENT	CGK/H/S/2011-2019/019	construction of Randa Health centre	Health & Sanitation	22/07/2019	23-Jul-19	10450	459,293.00	-	459,293.00
83	Andoro services	CGK/SE/ED/2011-2019/097	construction of ECD at Mvula primary school	Education, ICT & HRD	16/6/2015	22-Jul-19	528	2,231,090.00	1,141,011.00	990,079.00
84	Nyucano Plumbing and Contractors	CGK/PP/ED/PPW/KE/RBN/2013-2014	Completion of Alago ECD classroom	Education, ICT & HRD						

NO	PAYEE	CONTRACT NO	DETAILS/PROJECT	COMPLETION	CONTRACT DATE	COMPLETION DATE	LPO/LSO NO	CONTRACT AMOUNT	AMOUNT PAID	PAYABLE AMOUNT
85	Kamusa Investment Limited	CGK/H&S/2018-2019/013	Completion of Nyakado dispensary	Health & Sanitation	17/6/2019	11-Nov-19		1,969,970.00		1,969,970.00
86	Megaga Traders LTD	CGK/H&S/AGPO/2018-2019/15	Completion of Kiungo dispensary	Health & Sanitation	17/6/2019	15-Nov-19		699,828.00		699,828.00
87	Jabirith Enterprises	CGK/H&S/AGPO/2018-2019/07	Completion of Lela dispensary	Health & Sanitation	17/6/2019	10-Nov-19		967,785.00		967,785.00
88	Jusi in Case Enterprises	CGK/H&S/2018-2019/29	Construction of Arho Langi dispensary	Health & Sanitation	17/6/2019	10-Dec-19		1,497,155.00		1,497,155.00
89	Intermap Contractors LTD	MCK/LASDAP/2012-2013	Construction of 2 ECD classrooms at Bandasi Mosque ECD	Education	22/2/2013	11-Dec-17		1,921,934.00	701,648.00	1,411,717.00
90	Accurate Farm Machinery	CGK/MR/NK/NW/2014-2015/045	Construction of ECD at Thar the Primary School	Education, ICT & HRD	23/6/2015	20-Jan-19		1,500,000.00		1,500,000.00
91	Lufix Agencies Limited	CGK/MR/NK/NW/2014-2015/045	Construction of Ochwale ECD	Education, ICT & HRD	26/9/2016	6894		1,833,596.92	1,067,267.00	432,733.00
92	Real Art Services Co. LTD	MCK/LASDAP/2011-2012	Construction of one class room at Kumbwa Secondary school	Education, ICT & HRD	2/8/2012	5-Jun-13		703,649.00		348,947.00
93	Grout & Sons	CGK/MURU/2012-2019/010	Construction of Yweo ECD	Education, HRD & ICT	4-Feb-19	17-Apr-20	10617	1,411,978.00		703,649.00
94	Wardkihi Kiuma LTD	CGK/K&E/ED/2018-2019/660	Completion of Kiungu Youth Polytechnic	Health & Sanitation	25-May-18	3-Mar-20	22218	1,963,736.00	1,145,129.96	266,798.84
95	Komabe General Enterprises	CGK/N/2017-2018/009	Completion of Miranga Dispensary	Health & Sanitation	28-Apr-16	2-Dec-19		2,498,820.00		2,498,820.00
96	Filani Engineering Works	CGK/NYK/ING/2015-2016/023	Construction of ECD classroom at Sauret Pri School	Education, HRD & ICT	30-Mar-16	2-Jun-20	11399	1,300,000.00		1,300,000.00
97	Two Builders Engineering	CGK/S/M/W/3W/2015-2016/044	Construction of 2 No. ECD at Digo primary school	Education, HRD & ICT	10-Apr-19	10-Jan-20	9230	1,800,000.00		945,006.00
98	Shanash General Enterprises	CGK/FN/EDU/2018-2019/087	Construction of 1No. ECD at Lukore Primary school	Education, HRD & ICT	12-Jun-15	15-Jul-19	1751	2,829,882.40	2,661,063.00	168,821.58
99	Lumilo Enterprises	CGK/NYD/KOM/1415/088/2014-2015	Construction of Nyaguda Nursery same sub county	Education, HRD & ICT	22-Feb-19	30-Jun-20	10637	1,499,670.00	695,117.00	802,554.76
100	Lumilo Enterprises	CGK/S/ED/2018-2019/138						1,275,773.64	13,610,112.36	991,916.00
	TOTAL							163,383,932.98		120,161,380.75

DEVELOPMENT PENDING BILLS (CONSTRUCTION OF CIVIL WORKS)

NO	PAYEE	CONTRACT NO	DETAILS/PROJECT	COMPLETION	CONTRACT DATE	COMPLETION DATE	LPO/LSO NO	CONTRACT AMOUNT	AMOUNT PAID	PAYABLE AMOUNT
1	Realive Civil Works Limited	MCK/LASDAP/402010-2011	Construction of aids shade at Waburgu market	City of Kisumu	26-Sep-11	8-Dec-17		3,226,296.00		2,393,614.00
2	Nyaza Trainers	CGK/GR/7/47011-2012	Construction of 4 new offices on Town Hall top step	City of Kisumu	10-Aug-12	3-Mar-13		1,548,360.00		340,924.00
3	J&E Contractors & Engineering LTD	CGK/RTPW/KCNM/W/06/2013-2014	Improvement of Anyaga-Kinyasa access road	Roads, Transport & Public works	27-Jun-14	19-Mar-16	1589	3,307,800.00	2,803,720.00	504,080.00
4	Uumbo Enterprises	CGK/MU/MTR/R/2&PR/2014-2015/009	Improvement of Mtwala rakis access road	Roads, Transport & Public works	16-May-15	23-Jan-19	2421	2,917,168.00	1,800,819.00	915,611.00
5	Tia To Koch	CGK/MR/NK/NW/2014-2015/066	Construction of ECD classrooms at Oroba	Education, ICT & HRD	23-Jun-15	21-Aug-19	1979	1,485,571.00	867,413.00	617,996.80
6	Elim Building Construction Company	CGK/GECC/008/2014-2015	Fencing work at Kaldeta west zone	Green Energy & Climate Change	26-Jun-15	22-Mar-17	2064	300,000.00		135,000.00
7	BBOX Capital Kenya Ltd	CGK/W/MUH/2014-2015/022	Installation of Solar kits Bousa	Water Environment & Natural Resources	29-Jan-15	22-Mar-17		2,500,000.00		2,250,000.00
8	Hawthorne System LTD	CGK/MU/HW/03/2013-2014	Rehabilitation of Makarani waste supply	Water Environment & Natural Resources	20-Jul-15	27-Nov-18	1071	4,920,910.60		890,155.00
9	Gizans Technical Services LTD	CGK/MU/HW/03/2013-2014	Construction of Kamboia springs water project at Kisumu west sub-county	Water Environment & Natural Resources	20-Jul-15	27-Nov-18	1071	4,920,910.60		890,155.00
10	Lagayr Enterprises	CGK/MU/HW/03/2013-2014	Rehabilitation of Makarani water project	Water Environment & Natural Resources	20-Jul-15	27-Nov-18	1071	4,920,910.60		890,155.00
11	Road Water & Sanitation	CGK/MU/HW/03/2013-2014	Hydrological Survey & report Production	Water Environment & Natural Resources	21-Jul-15	8-Nov-19		1,547,050.00		368,250.00
12	COL LTD	CGK/MU/HW/03/2013-2014	Maintenance of Kera Market	Commerce, Tourism & Heritage	13-Dec-15	2377		7,392,506.00	6,877,920.00	514,576.00
13	Wilson Building & Civil Engineering Contractors LTD	CGK/MU/HW/03/2013-2014	Construction of modern retail market at Kumbwa Sense sub-county	Commerce, Tourism & Heritage	24-Feb-16	4753		1,499,764.00		300,000.00
14	Sogonyi Investment Company	CGK/MU/HW/03/2013-2014	Construction of Migoye Irrigation intake works	Commerce, Tourism & Trade	24-Feb-16	4758		18,549,154.00		18,549,154.00
15	Fraser Agencies Limited	CGK/MU/HW/03/2013-2014	Construction of egg collection centre in central scene ward	Agriculture, Livestock & Fisheries Industrialization	31-Mar-16	3994		4,896,333.30		1,307,870.00
	TOTAL							1,186,100.00		721,830.00

Sl	Company Name	Project ID	Project Description	Category	Start Date	End Date	Contract Value (KSh)	Actual Spend (KSh)	Balance (KSh)
51	Deviana Construction CO	CGK/EM/RPQ/2017-2018/030	Construction of 1no 15M high mast floodlights (Sengei rosa beach)	Energy & Mining	10-Sep-18	8389	2,497,965.00	2,044,024.00	453,941.00
52	Miyasagi Holdings Ltd	CGK/ES/GRFAG/2017-2018/003	Construction of 4 floor pit latrine at Okano Wash market west	Water, Environment & Natural Resources	11-Apr-18	51604	4,063,730.00	-	4,063,730.00
53	LILBORN ENTERPRISES	CGK/W/KSM/SMEY/2017-2018/015	Construction of Nanga water project	Water, Environment & Natural Resources	11-Apr-18	8497	1,292,530.00	-	1,292,530.00
54	LILBORN ENTERPRISES	CGK/RT/PPW/CRFK/CKD/2017-2018/006	Improvement of Manyata shwari py access road	Roads, Transport & Public works	12-Apr-18	9140	991,648.00	-	991,648.00
55	Autos Investment LTD	CGK/RT/PPW/CRFK/CKD/2017-2018/018	Improvement of Kamukoo-Katango access road	Roads, Transport & Public works	18-Apr-18	5130	2,343,380.00	-	2,343,380.00
56	Autos Investment LTD	CGK/CTH/2017-2018/022	Construction of 1no 15M high mast floodlight(Nyirwita mt)	Roads, Transport & Public works	18-Jun-19	7939	1,798,919.01	-	1,798,919.01
57	TALONE ENTERPRISES	CGK/ED/KSH/2017-2018/041	Opening & improvement of boundary wall at biggo point	Energy & Mining	18-Apr-18	8374	2,427,914.80	-	2,427,914.80
58	Wadich General Contractors	CGK/ES/GRFAG/2017-2018/004	Completion of Kisumu social hall	Commerce, Tourism & Heritage	20-Apr-18	7782	4,846,793.00	-	4,846,793.00
59	AMAYO KAMBI INVESTMENTS	CGK/RT/PPW/CRFK/CKSH/2017-2018/003	Fencing auditorium at Kanyawer Cultural centre	Education & Gender	23-Apr-18	7691	4,386,627.00	-	4,386,627.00
60	FOURMARK ENGINEERING LTD	CGK/RT/PPW/CRFK/CKSH/2017-2018/003	Improvement of Arina estate roads	Education, ICT & HRD	26-Apr-18	7654	2,370,355.60	-	2,370,355.60
61	stardock Investments	CGK/RT/PPW/CRFK/CKL/2017-2018/003	Installation of steel culvert at Mera river	Roads, Transport & Public works	27-Apr-18	8078	4,999,518.40	-	4,999,518.40
62	IN Investments	URNA/2017-2018/003	Improvement of Busia-simbari access road	Roads, Transport & Public works	27-Apr-18	8078	2,970,507.10	-	2,970,507.10
63	Omaga Construction CO	CGK/RT/PPW/CRFK/CKL/2017-2018/002	Opening & improvement of Busia-simbari access road	Roads, Transport & Public works	27-Apr-18	8091	2,942,556.60	-	2,942,556.60
64	Omaga Construction CO	CGK/RT/PPW/CRFK/CKL/2017-2018/002	Improvement of Oyado Buro Kuyo access road	Roads, Transport & Public works	27-Apr-18	8068	3,100,723.30	-	3,100,723.30
65	Omaga Construction CO	CGK/RT/PPW/CRFK/CKL/2017-2018/002	Improvement of Oyado Buro Kuyo access road	Roads, Transport & Public works	27-Apr-18	8065	4,459,804.40	-	4,459,804.40
66	Omaga Construction CO	CGK/RT/PPW/CRFK/CKL/2017-2018/002	Improvement of Oyado Buro Kuyo access road	Roads, Transport & Public works	27-Apr-18	8057	4,481,022.00	-	4,481,022.00
67	Omaga Construction CO	CGK/RT/PPW/CRFK/CKL/2017-2018/002	Improvement of Oyado Buro Kuyo access road	Roads, Transport & Public works	27-Apr-18	8065	4,333,862.80	-	4,333,862.80
68	Omaga Construction CO	CGK/RT/PPW/CRFK/CKL/2017-2018/002	Improvement of Oyado Buro Kuyo access road	Roads, Transport & Public works	27-Apr-18	8079	3,697,748.00	-	3,697,748.00
69	Omaga Construction CO	CGK/RT/PPW/CRFK/CKL/2017-2018/002	Improvement of Oyado Buro Kuyo access road	Roads, Transport & Public works	27-Apr-18	8084	2,986,048.00	-	2,986,048.00
70	Omaga Construction CO	CGK/RT/PPW/CRFK/CKL/2017-2018/002	Improvement of Oyado Buro Kuyo access road	Roads, Transport & Public works	27-Apr-18	8084	4,997,997.00	-	4,997,997.00
71	Omaga Construction CO	CGK/RT/PPW/CRFK/CKL/2017-2018/002	Improvement of Oyado Buro Kuyo access road	Roads, Transport & Public works	27-Apr-18	8082	2,477,888.80	-	2,477,888.80
72	Omaga Construction CO	CGK/RT/PPW/CRFK/CKL/2017-2018/002	Improvement of Oyado Buro Kuyo access road	Roads, Transport & Public works	27-Apr-18	8388	2,421,017.44	-	2,421,017.44
73	Omaga Construction CO	CGK/RT/PPW/CRFK/CKL/2017-2018/002	Improvement of Oyado Buro Kuyo access road	Roads, Transport & Public works	27-Apr-18	8378	2,248,114.80	-	2,248,114.80
74	Omaga Construction CO	CGK/RT/PPW/CRFK/CKL/2017-2018/002	Improvement of Oyado Buro Kuyo access road	Roads, Transport & Public works	27-Apr-18	8380	2,441,602.80	-	2,441,602.80
75	Omaga Construction CO	CGK/RT/PPW/CRFK/CKL/2017-2018/002	Improvement of Oyado Buro Kuyo access road	Roads, Transport & Public works	27-Apr-18	8391	2,420,000.00	-	2,420,000.00
76	Omaga Construction CO	CGK/RT/PPW/CRFK/CKL/2017-2018/002	Improvement of Oyado Buro Kuyo access road	Roads, Transport & Public works	27-Apr-18	8387	2,228,100.00	-	2,228,100.00
77	Omaga Construction CO	CGK/RT/PPW/CRFK/CKL/2017-2018/002	Improvement of Oyado Buro Kuyo access road	Roads, Transport & Public works	27-Apr-18	8386	2,495,177.40	-	2,495,177.40
78	Omaga Construction CO	CGK/RT/PPW/CRFK/CKL/2017-2018/002	Improvement of Oyado Buro Kuyo access road	Roads, Transport & Public works	27-Apr-18	8377	2,479,118.80	-	2,479,118.80
79	Omaga Construction CO	CGK/RT/PPW/CRFK/CKL/2017-2018/002	Improvement of Oyado Buro Kuyo access road	Roads, Transport & Public works	27-Apr-18	8382	2,489,812.00	-	2,489,812.00
80	Omaga Construction CO	CGK/RT/PPW/CRFK/CKL/2017-2018/002	Improvement of Oyado Buro Kuyo access road	Roads, Transport & Public works	27-Apr-18	8371	2,500,000.00	-	2,500,000.00
81	Omaga Construction CO	CGK/RT/PPW/CRFK/CKL/2017-2018/002	Improvement of Oyado Buro Kuyo access road	Roads, Transport & Public works	27-Apr-18	8392	4,652,807.25	-	4,652,807.25
82	Omaga Construction CO	CGK/RT/PPW/CRFK/CKL/2017-2018/002	Improvement of Oyado Buro Kuyo access road	Roads, Transport & Public works	27-Apr-18	7655	2,099,568.00	-	2,099,568.00
83	Omaga Construction CO	CGK/RT/PPW/CRFK/CKL/2017-2018/002	Improvement of Oyado Buro Kuyo access road	Roads, Transport & Public works	27-Apr-18	8372	2,500,000.00	-	2,500,000.00
84	Omaga Construction CO	CGK/RT/PPW/CRFK/CKL/2017-2018/002	Improvement of Oyado Buro Kuyo access road	Roads, Transport & Public works	27-Apr-18	8372	2,499,266.00	-	2,499,266.00
85	Omaga Construction CO	CGK/RT/PPW/CRFK/CKL/2017-2018/002	Improvement of Oyado Buro Kuyo access road	Roads, Transport & Public works	27-Apr-18	9138	2,449,301.00	2,045,689.00	454,310.00
86	Omaga Construction CO	CGK/RT/PPW/CRFK/CKL/2017-2018/002	Improvement of Oyado Buro Kuyo access road	Roads, Transport & Public works	27-Apr-18	9138	2,449,301.00	2,045,689.00	454,310.00

Sl. No.	Contractor	Contract No.	Contract Description	Start Date	End Date	Contract Value (KSh)	Contract Status
121	Filmark Limited	CGKRT&PW/CF/NYK/2018-2019047	Opening of Oyama-Kamir-Otho Abwasa access road	10-Jan-19	13-May-19	1,832,481.00	Roads, Transport & Public works
122	Cyral Company LTD	CGKRT&PW/CF/MU/CH/2018-2019103	Opening & Improvement of Tama centre access road	11-Jan-19	31-May-19	2,379,714.48	Roads, Transport & Public works
123	Pado Logistics	CGKRT&PW/CF/K/W/K/2018-2019091	Improvement of Mboncha access road	11-Jan-19	16-Jul-19	1,979,999.00	Roads, Transport & Public works
124	Polar Services Limited	CGKRT&PW/CF/NY/D/2018-2019014	Construction of Awasi-Karughal access road	11-Jan-19	30-Sep-19	2,711,649.64	Roads, Transport & Public works
125	Jidams Enterprises	CGKRT&PW/CF/NY/D/2018-2019014	Improvement of Chemoli Nyabwaga access road	11-Jan-19	30-Sep-19	4,831,956.00	Roads, Transport & Public works
126	Franchise General Construction	CGKRT&PW/CF/NY/D/2018-2019075	Construction of Nubias Estate feeder roads	11-Jan-19	30-Sep-19	1,945,561.28	Roads, Transport & Public works
127	Theodoric Enterprises	CGKRT&PW/CF/NY/D/2018-2019075	Improvement of Kanyasaga-Kungure access road	11-Jan-19	30-Sep-19	3,199,978.32	Roads, Transport & Public works
128	W Government Investments	CGKRT&PW/CF/SME/K/2018-2019075	Opening of Nyabwaga-Meru access road	11-Jan-19	30-Sep-19	2,983,318.00	Roads, Transport & Public works
129	Kinross Royal Properties	CGKRT&PW/CF/K/2018-2019030	Construction of Rujugi - Okidi access road	28-Jan-19	10-May-19	3,799,985.00	Roads, Transport & Public works
130	Robb & General LTD	CGKRT&PW/CF/K/2018-2019030	Renovation of Nyabwaga roads	28-Jan-19	10-May-19	692,393.42	Roads, Transport & Public works
131	Mizra Construction	CGKRT&PW/CF/K/2018-2019033	Improvement of Wabunge access road	29-Jan-19	31-May-19	1,994,894.40	Roads, Transport & Public works
132	Oshajo General Trader	CGKRT&PW/CF/K/2018-2019037	Improvement of Ndege-Othoro-Omba copious access road	29-Jan-19	7-Jun-20	2,394,100.00	Roads, Transport & Public works
133	Kuzera Investments	CGKRT&PW/CF/K/2018-2019010	improvement of Awasi junction -Lwala	29-Jan-19	9-Jan-20	1,658,521.40	Roads, Transport & Public works
134	Nyala Engineering	CGKRT&PW/CF/NY/D/2018-2019016	Construction of Kabwaga-Kusini access road	1-Feb-19	11-Jun-19	2,716,271.20	Roads, Transport & Public works
135	Lindy Contractors & General Supplier	CGKRT&PW/CF/NY/D/2018-2019016	Construction of Awasi-Kusini access road	2-Feb-19	26-Jun-19	1,417,028.00	Roads, Transport & Public works
136	Hemanshu Investments	CGK/CO/ED/2018-2019006	Construction of toilet block at Othoro Ojwada	2-Feb-19	13-Nov-19	998,992.00	Education, ICT & HRD
137	Real Vista Enterprises	CGK/LH/PO/2018-2019031	Renovation works for institutional house	2-Feb-19	13-Nov-19	2,368,219.00	Urban Design
138	Tecno Enterprises	CGK/HAS/AG/PO/2018-2019008	Construction of 4 door pit latrine at Ojwada	5-Feb-19	3-Jun-19	1,417,028.00	Health & Sanitation
139	Bijack Company	CGK/PO/BE/2018-2019033	Construction of 4 door pit latrine at Ojwada	22-Feb-19	17-Jun-19	998,992.00	Business Energy and Industry
140	Ntadi Construction LTD	CGK/W/KSM/AG/PO/2018-2019003	Construction of a market shade at Awasi	27-Feb-19	17-Jun-19	693,185.40	Business Energy and Industry
141	Bahor Contractors LTD	CGK/W/KSM/AG/PO/2018-2019003	Construction of a market shade at Awasi	3-Mar-19	14-Oct-19	999,980.00	Water, Environment & Natural Resources
142	Westerns Company LTD	CGK/W/KSM(NYK)/2018-2019008	Construction of Darga Mbiti spring water project	5-Mar-19	20-May-19	1,992,010.00	Energy & Mining
143	Ojwada Enterprises	CGK/WE/IR/AF/2018-2019026	Maintenance of market and road at River market	3-Mar-19	21-Jun-19	623,317.00	Water, Environment & Natural Resources
144	Deynti Concepts	CGK/HAS/AG/PO/2018-2019017	Supply & delivery of assorted tree seedlings	8-Mar-19	21-Jun-19	1,994,040.00	Water, Environment & Natural Resources
145	Mizra Construction Co.	CGK/5/2018-2019	Renovation of Obok Dispensary	9-Mar-19	6-May-19	1,999,980.00	Health & Sanitation
146	Raj Electronics LTD	CGK/5/2018-2019	Renovation of director housing office	9-Mar-19	9-Sep-19	899,500.00	CITY OF KISUMU
147	Demose Enterprises	CGK/WE/IR/AF/2018-2019039	Construction of 1.5m highmast floodlight	13-Mar-19	18-Jun-19	770,512.00	Energy & Mining
148	Pearl Enterprises	CGK/W/KSM(NYK)/2018-2019006	Supply & delivery of assorted tree seedlings	14-Mar-19	26-Jun-19	1,335,841.00	Water, Environment & Natural Resources
149	Skvach LTD	CGK/W/KSM(NYK)/2018-2019009	Construction of Nyabwaga borehole pipeline extension	15-Mar-19	28-May-19	1,994,182.00	Water, Environment & Natural Resources
150	Gomson Limited Company	CGK/W/KSM/2018-2019005	Soko pipeline extension water project	15-Mar-19	21-Jun-19	995,700.00	Water, Environment & Natural Resources
151	Pflegt Enterprises	CGK/5/ED/2018-2019071	Pipeline extension at Masawa	15-Mar-19	26-Jun-19	1,493,485.00	Water, Environment & Natural Resources
152	Tin To Koch	CGK/W/KSM/2018-2019040	Pipeline extension at Ojwada	15-Mar-19	26-Jun-19	1,431,745.00	Water, Environment & Natural Resources
153	Komony Agency	CGK/W/KSM/2018-2019021	Construction of Daga pipeline extension	18-Mar-19	2-Jun-19	1,695,800.00	Water, Environment & Natural Resources
154	Nyabwaga Ojwada Investments	CGK/W/KSM(NYK)/2018-2019025	Nyabwaga, Bonds, Rujwada, Oyala water project	18-Mar-19	21-Jun-19	1,171,690.00	Water, Environment & Natural Resources
155	DNT Agencies	CGK/HAS/AG/PO/2018-2019022	Pipeline extension at Kovera water project	18-Mar-19	25-Jun-19	1,498,310.00	Water, Environment & Natural Resources
			Construction of 6 door pit latrine	18-Mar-19	4-Oct-19	2,700,000.00	Health & Sanitation
				21-Mar-19	10-Sep-19	2,064,000.00	
						999,318.00	
						970,042.00	

146	Over Investments	CGK/H&S/KAFQ/2011-	2019/11	CGK/H&S/2011-2019/11	Restoration of Omgap Dispensary	Health & Sanitation	20-Mar-19	19-Jun-19	10757	499,980.00		488,331.00
147	Komony Agencies	CGK/H&S/KAFQ/2011-	2019/11	CGK/H&S/KAFQ/2011-	Restoration of Omgap Dispensary	Health & Sanitation	1-Apr-19	12-Jan-19	10761	2,914,284.00		1,990,498.00
148	Bright B & B LTD	CGK/R&P/W/NY/K/M/N/V/D	2011/2011	CGK/R&P/W/NY/K/M/N/V/D	Installation of culvert at Nyabera road	Health & Sanitation	1-Apr-19	27-Jan-19	8249	994,998.00		994,998.00
149	Telco Enterprises	CGK/R&P/W/NY/K/M/N/V/D	2011/2011	CGK/R&P/W/NY/K/M/N/V/D	Installation of culvert at Nyabera road	Health & Sanitation	7-Apr-19	27-Mar-19	10143	991,134.00		991,134.00
150	Meludo LTD	CGK/R&P/W/NY/K/M/N/V/D	2011/2011	CGK/R&P/W/NY/K/M/N/V/D	Construction of Umufo bridge	Roads, Transport & Public works	7-Apr-19	24-Jan-19	10185	2,496,230.00		2,497,972.00
151	Jadana Enterprises	CGK/R&P/W/NY/K/M/N/V/D	2011/2011	CGK/R&P/W/NY/K/M/N/V/D	Improvement of Ogo-Nyabera Tase access road	Roads, Transport & Public works	7-Apr-19	24-Jan-19	10181	2,996,778.10		2,994,698.00
152	Chow International LTD	CGK/R&P/W/NY/K/M/N/V/D	2019/08	CGK/R&P/W/NY/K/M/N/V/D	Installation of computer Radiography system at Nyabaha CH	Health & Sanitation	10-Apr-19	27-Mar-19	11107	2,481,554.00		2,484,554.00
153	TACOM VENTURES	CGK/BE/RFQ/2011-2019/05	CGK/BE/RFQ/2011-2019/05	CGK/BE/RFQ/2011-2019/05	Construction of market shade	Business, Energy, and Industry	11-Apr-19	1-Jul-19	10660	1,988,530.00		1,988,530.00
154	Lobwe Brothers LTD	CGK/BE/RFQ/2011-2019/04	CGK/BE/RFQ/2011-2019/04	CGK/BE/RFQ/2011-2019/04	Construction of both hoods shade at Lobwe	Energy & Mining	11-Apr-19	1-Jul-19	10667	4,000,000.00		3,999,008.00
155	Rural Virus Enterprises	CGK/BE/RFQ/2011-2019/13	CGK/BE/RFQ/2011-2019/13	CGK/BE/RFQ/2011-2019/13	Supply, installation & commissioning of floodlight	Energy & Mining	11-Apr-19	21-Jun-19	10670	2,299,792.80		2,157,860.00
156	Emhahwa Enterprises	CGK/BE/RFQ/2011-2019/11	CGK/BE/RFQ/2011-2019/11	CGK/BE/RFQ/2011-2019/11	Supply, installation & commissioning of floodlight	Energy & Mining	11-Apr-19	19-Sep-19	10679	2,346,650.00		2,240,375.28
157	VOSTE COMPANY LTD	CGK/BE/RFQ/2011-2019/11	CGK/BE/RFQ/2011-2019/11	CGK/BE/RFQ/2011-2019/11	Supply, installation & commissioning of floodlight	Energy & Mining	11-Apr-19	23-Mar-19	9316	2,240,375.28		999,988.00
158	WESTERNAT	CGK/H&S/2011-2019/02	CGK/H&S/2011-2019/02	CGK/H&S/2011-2019/02	Construction of Kalandu solar	Health & Sanitation	19-Apr-19	29-Nov-19	10778	1,000,000.00		749,000.00
159	INVESTMENT	CGK/W/K/S/M/N/Y/D/2011-	2019/07	CGK/W/K/S/M/N/Y/D/2011-	Construction of Paha hydroelectric water project	Water Environment & Natural Resources	21-Apr-19	25-Jan-19	10723	1,498,565.00		1,199,650.00
160	Construction	CGK/W/K/S/M/N/Y/D/2011-	2019/07	CGK/W/K/S/M/N/Y/D/2011-	Construction of Paha hydroelectric water project	Water Environment & Natural Resources	21-Apr-19	24-Sep-19	10696	1,999,650.00		1,889,914.54
170	Valerie Engineering System	CGK/BE/RFQ/2011-2019/09	CGK/BE/RFQ/2011-2019/09	CGK/BE/RFQ/2011-2019/09	Water Radiator's pipeline extension	Water Environment & Natural Resources	22-Apr-19	20-Jan-19	10832/10833	2,298,062.80		1,467,480.00
171	Aquascope Services	CGK/BE/RFQ/2011-2019/09	CGK/BE/RFQ/2011-2019/09	CGK/BE/RFQ/2011-2019/09	Construction of 15m highmast floodlight at Nyiguda	Water Environment & Natural Resources	22-Apr-19	20-Jan-19	6917	1,521,987.50		1,369,788.75
172	Kezera Investment Co.LTD	CGK/DAL/RFQ/2011-	2019/05	CGK/DAL/RFQ/2011-	Drilling of river Mubaha	Water Environment & Natural Resources	24-Apr-19	28-Mar-19	10828	347,480.00		799,600.00
173	Nandi Construction LTD	CGK/BE/RFQ/2011-2019/06	CGK/BE/RFQ/2011-2019/06	CGK/BE/RFQ/2011-2019/06	Supply & installation of Irrigation solar pump	Water Environment & Natural Resources	24-Apr-19	19-Jan-19	10715	1,228,650.00		1,228,650.00
174	Pachon Investments LTD	CGK/W/K/S/M/N/Y/D/2011-	2019/05	CGK/W/K/S/M/N/Y/D/2011-	Supply & installation of Irrigation solar pump	Water Environment & Natural Resources	26-Apr-19	29-Mar-19	10849	1,228,650.00		1,246,715.00
175	Beacon East Africa	CGK/W/K/S/M/N/Y/D/2011-	2019/04	CGK/W/K/S/M/N/Y/D/2011-	Construction of Ovin Mijera water project	Water Environment & Natural Resources	26-Apr-19	11-Sep-19	10290	1,999,930.00		1,004,600.00
176	Andromed Services	CGK/W/K/S/M/N/Y/D/2011-	2019/03	CGK/W/K/S/M/N/Y/D/2011-	Irrigation in field structure for Masare schemes	Water Environment & Natural Resources	26-Apr-19	18-Nov-19	8442	1,157,000.00		1,197,980.00
177	Lida Brezsa Investments	CGK/W/K/S/M/N/Y/D/2011-	2019/03	CGK/W/K/S/M/N/Y/D/2011-	Construction of Ramula pipeline extension	Water Environment & Natural Resources	26-Apr-19	18-Nov-19	10299	1,197,000.00		1,197,980.00
178	Orcot Surveillance	CGK/W/K/S/M/N/Y/D/2011-	2019/04	CGK/W/K/S/M/N/Y/D/2011-	Construction of Kobera pipeline	Water Environment & Natural Resources	26-Apr-19	17-Jan-19	10815	659,999.00		659,999.00
179	Masakone Environmental Solutions LTD	CGK/W/K/S/M/N/Y/D/2011-	2019/05	CGK/W/K/S/M/N/Y/D/2011-	Supply/delivery of water facility at Onga	Water Environment & Natural Resources	29-Apr-19	25-Jan-19	10722	1,499,810.00		1,499,810.00
180	Wijes Enterprises	CGK/W/K/S/M/N/Y/D/2011-	2019/06	CGK/W/K/S/M/N/Y/D/2011-	Drilling of Huma borehole water project	Water Environment & Natural Resources	29-Apr-19	27-Jan-19	10272	965,980.00		965,980.00
181	Port Construction & Engineering LTD	CGK/W/K/S/M/N/Y/D/2011-	2019/07	CGK/W/K/S/M/N/Y/D/2011-	N-gage pipeline extension water project	Water Environment & Natural Resources	29-Apr-19	27-Jan-19	10271	999,710.00		809,765.00
182	Siferous LTD	CGK/W/K/S/M/N/Y/D/2011-	2019/04	CGK/W/K/S/M/N/Y/D/2011-	Equipment of Nyemera water project	Water Environment & Natural Resources	29-Apr-19	28-Jan-19	10841/10842	661,940.00		661,940.00
183	Nyemera Construction LTD	CGK/W/K/S/M/N/Y/D/2011-	2019/04	CGK/W/K/S/M/N/Y/D/2011-	Supply/delivery & installation of water facilities	Water Environment & Natural Resources	29-Apr-19	28-Jan-19	10288	1,498,750.00		756,175.00
184	Quarter Paa General	CGK/W/K/S/M/N/Y/D/2011-	2019/07	CGK/W/K/S/M/N/Y/D/2011-	Equipment of Nyemera water project	Water Environment & Natural Resources	29-Apr-19	28-Jan-19	10729	997,500.00		911,600.00
185	Siferous LTD	CGK/BE/RFQ/2011-2019/02	CGK/BE/RFQ/2011-2019/02	CGK/BE/RFQ/2011-2019/02	Drilling of Matanga borehole water project	Water Environment & Natural Resources	29-Apr-19	28-Jan-19	10849	697,810.00		676,810.00
186	Suzann Investments	CGK/BE/RFQ/2011-2019/13	CGK/BE/RFQ/2011-2019/13	CGK/BE/RFQ/2011-2019/13	Construction of 4 door per lane at Kobera	Water Environment & Natural Resources	29-Apr-19	15-Oct-19	11231	2,248,729.00		2,248,729.00
187	Selbo Networks Limited	CGK/HP/RFQ/2011-2019/04	CGK/HP/RFQ/2011-2019/04	CGK/HP/RFQ/2011-2019/04	Construction of two 15m highmast floodlight	Business Energy & Industry	7-May-19	13-Jan-19	9175	990,000.00		990,000.00
188	Alfred Oromo Omgpa	CGK/HP/RFQ/2011-2019/04	CGK/HP/RFQ/2011-2019/04	CGK/HP/RFQ/2011-2019/04	Purchase of land	Energy & Mining	7-May-19	7-May-19	9178	990,000.00		1,250,000.00
189	Julius Omba Omgpa	CGK/HP/RFQ/2011-2019/04	CGK/HP/RFQ/2011-2019/04	CGK/HP/RFQ/2011-2019/04	Purchase of land	Energy & Mining	7-May-19	7-May-19	9179	990,000.00		1,250,000.00
190	Joseph Ombaka Muga	CGK/EA/W/RFQ/2011-	2019/04	CGK/EA/W/RFQ/2011-	Purchase of land	Business Energy & Industry	15-May-19	17-Oct-19	11256	4,000,000.00		4,000,000.00
191	Worah Limited	CGK/EA/W/RFQ/2011-	2019/04	CGK/EA/W/RFQ/2011-	Supply, installation and commissioning of floodlights at Kandi	Business Energy & Industry	15-May-19	17-Oct-19	11255	2,229,729.00		1,881,812.75

192	Aluhajah Agencies	CGK/SP/NYK/AE/2014-2019	Details of Rice canals	10621	31-May-19	6-Jun-19	999,996.00			999,996.00
193	Nicab Developers	CGK/KE/ED/2018-2019/142	Renovation of pit latrine at Akabdo	10957	2-Jun-19	4-Nov-19	560,450.00			560,450.00
194	E-Jly Enterprises	CGK/EA/M/R/FQ/2018-2019/017	Installation & commissioning of 1 No highmast floodlight	11282	4-Jun-19	28-Jun-19	1,994,182.00			1,994,182.00
195	Thrivens Enterprises	CGK/RFO/BCM/2018-2019/017	Construction of modern stalls at Kilo	11118	18-Jun-19	26-Jun-19	2,499,731.00			2,499,731.00
196	Sodra Enterprise Limited	CGK/RE/RFQ/2018-2019/173	Construction of a 2 door pit latrine at Riat market	11123	18-Jun-19	8-Oct-19	999,943.00			999,943.00
197	Lialo General Merchants	CGK/RT&PW/CRF/NYK/W/N/KR/2018-2019/045	Renovation work at Kawwanda bakery	8588	18-Jun-19	8-Oct-19	1,199,935.00			1,199,935.00
198	Matty Developers	CGK/RT&PW/CRF/MU/AMU/HK/2018-2019/110	Opening of Kere access road	10224	20-Jun-19	26-Jun-19	1,965,218.64		1,145,384.00	819,488.96
199	Judana Enterprises	CGK/MS/2018-2019/20	Gravelling of Kodoye-Laila access road	10194	24-Jun-19	27-Jun-19	1,485,391.16			1,485,391.16
200	Zhi E.A LTD	CGK/RFO/BCM/2018-2019/176	Construction of toilet block at Jusali	10873	25-Jun-19	28-Jun-18	1,492,142.80			1,492,142.80
201	Transporters & Transporters Company	CGK/BE/RFQ/2018-2019/124	Renovation of 2No blocks at Akabdo Youth Polytechnic	8583	26-Jun-19	25-Jun-19	999,799.00			999,799.00
202	Elshy Enterprises	CGK/RT&PW/CRF/KSW/02/20	Construction of 2 door toilet at Luanga market	8735	18-Aug-19	11-Oct-19	1,778,802.00			1,778,802.00
203	NASO CONSTRUCTION COMPANY LTD	CGK/RT&PW/CRF/KSW/02/20	Fencing gates and four door toilet at Magwar market	8704	15/06/2018	11-Mar-19	1,978,057.00			1,978,057.00
204	Laggy Enterprises	CGK/RT&PW/CRF/KSW/02/20	Junction Oher Omung primary sch water project	8630	16/7/2018	8-Mar-19	1,000,000.00		799,464.00	200,536.00
205	MOTURANO LTD	CGK/RT&PW/CRF/KSW/02/20	PAVING BLOCK LAYING FROM KONDELE TO FOREMS	1731	17/6/2015	30-Jun-18	2,998,030.00			2,998,030.00
206	Nancy & May Enterprises	CGK/RT&PW/CRF/KSW/02/20	Rehabilitation of Makambo cattle road		17/6/2019	20-Nov-19	1,999,840.00		1,577,488.00	419,456.00
207	Seven N Enterprises	CGK/RT&PW/CRF/KSW/02/20	Construction of Pit latrine at Magwa		18/3/2019	28-Nov-19	1,454,310.00			1,454,310.00
208	Apple Road Enterprises	CGK/RT&PW/CRF/KSW/02/20	Construction of Fence & gates at Miranga dispensary	8647	18/3/2019	28-Nov-19	981,128.00			981,128.00
209	Nam Rajops Supplies	MM/2017-2018/001	Improvement of milk plant access road	9803	21/3/2019	10-Sep-19	2,120,445.20			2,120,445.20
210	Fisam Building Contractors	CGK/RT&PW/CRF/KSW/02/20	Construction of Pit latrine at waggier		23/6/2017	1-Apr-19	983,000.00			983,000.00
211	Construction General	CGK/RT&PW/CRF/KSW/02/20	Opening/Improvement of nose Karu-Rongo primary access road	8516	24/1/2017	1-Apr-19	2,977,583.00			2,977,583.00
212	Andweck Services LTD	CGK/RT&PW/CRF/KSW/02/20	Supply, assemble & testing of water treatment	3657	24/1/2017	1-Apr-19	1,990,000.00			1,990,000.00
213	Interpan Contractors LTD	MCK/LASDAP/2020/11-2012	Construction of health facilities at south west Kinansu		24/5/2012	24-Mar-14	1,109,417.00			1,109,417.00
214	Judana Enterprises	CGK/RT&PW/CRF/KSW/02/20	Improvement of Inde- Sanga access road		24/6/2019	27-Nov-19	1,992,068.00			1,992,068.00
215	Bires Enterprises LTD	CGK/RT&PW/CRF/KSW/02/20	Proposed fencing, gates and murraining (Oboch sub, south west Nyakach ward)		26/4/2019	14-Jun-19	1,498,720.00			1,498,720.00
216	Aywas farm investment	CGK/RT&PW/CRF/KSW/02/20	Proposed rehabilitation of mulcorod pitch		26/06/2018	10-May-19	1,600,000.00			1,600,000.00
217	Flanetax contractors	CGK/RT&PW/CRF/KSW/02/20	Dredging of river Nyamara	5669	26/4/2018	10-May-19	345,250.00			345,250.00
218	Crispago Building & Construction	CGK/RT&PW/CRF/KSW/02/20	Roof enclosure at Central Primary school	7721	26/4/2019	14-Jun-19	1,992,068.00			1,992,068.00
219	Balaz General Merchants	CGK/RT&PW/CRF/KSW/02/20	Opening of Kaloach Kendaris access road	6916	26/6/2019	17-Jul-19	1,600,000.00			1,600,000.00
220	Ponary Enterprises	CGK/RT&PW/CRF/KSW/02/20	Opening/Improvement of Okuto Ockera access road	10192	27/4/2017	4-Apr-19	3,497,972.00			3,497,972.00
221	Jones Limited	CGK/RT&PW/CRF/KSW/02/20	Delivery of pole switches for networks	8061	28/1/2019	26-Jun-19	2,978,375.40			2,978,375.40
222	Abiso Twenty Fifteen Enterprises	CGK/RT&PW/CRF/KSW/02/20	Improvement of Kaboshe-Kobole access road	10211	30/4/2019	16-May-19	696,000.00			696,000.00
223	Apple Road Enterprises	CGK/RT&PW/CRF/KSW/02/20	Gravelling of Kabare -Kobole access road	5010	4-Jul-17	4-Jul-17	2,301,342.00		1,604,941.00	696,401.00
224	Jost in Case Enterprises	CGK/RT&PW/CRF/KSW/02/20	Improvement of Nyarombe-Sere access road		4-Jul-17	4-Jul-17	1,765,172.00		1,533,984.00	231,188.00
225	Alcar General	CGK/RT&PW/CRF/KSW/02/20	Improvement of SOS-Paradise Junction access road		12-Jul-17	12-Jul-17	2,279,412.00		1,559,498.00	719,914.00
226	Okimbe General Contractors	CGK/RT&PW/CRF/KSW/02/20	Fencing of dining hall at Mami Njira children homes		21-Jun-19	21-Jun-19	4,394,660.00			4,394,660.00
227	Dawco Construction LTD	CGK/RT&PW/CRF/KSW/02/20	Completion of Ombosi Oyevabiro Orange access road		21-Jun-19	21-Jun-19	3,812,834.00			3,812,834.00
228	Ticho Enterprises	CGK/RT&PW/CRF/KSW/02/20	Construction of Saka Obode water project		17-Jul-19	17-Jul-19	3,300,000.00		2,497,200.00	450,000.00
							3,314,690.00		3,015,090.00	300,000.00

229	Nyabwera Omega		Kovera pipeline extension, water project	Water, Environment & natural resources	16/3/2017	27-Feb-19	6967	2,064,600.00	2,064,600.00	430,250.00	1,634,350.00		
230	Andago VTC	CGK/RTB/PW/MAE/2016-2017	Equipping of the VTC	Education, HRD & ICT				450,350.00	450,350.00	3,870,822.00	4,321,172.00		
231	Nyaramba Training Company	CGK/RTB/PW/CF/NT/DEK/W/17-18/003	Graveling of Kamukaha Nat market access road	Roads, Transport & Public works	3-Apr-18	23-Jan-20	8031	4,201,612.00	3,420,149.00	1,905,925.00	1,514,224.00		
231	Nyaramba Commercial Holdings	CGK/RTB/PW/CF/NT/DEK/W/17-18/003	Improvement of Ayoayo - W. radio access road	Roads, Transport & Public works	17-May-19	13-May-20	8731	1,939,263.00	1,939,263.00	2,999,690.00	4,938,953.00		
231	Thornicroft Enterprises	CGK/NEP/BE/2018-2019/149	Renovation works at Arua hall	Business, Cooperatives & Marketing	19-Jun-17	26-Jul-17	9579	2,999,913.00	2,999,913.00	1,874,308.74	1,125,604.26		
234	Felipa Marketing LTD	CGK/RTB/PW/KE/UD/2016-2017/003	Construction of Kisumu steel mill culvert	Roads, Transport & Public works	30-May-18	11-Mar-20	8707	1,990,398.73	1,990,398.73	1,653,487.43	336,911.30		
235	Felipa Engineering Works	CGK/CTD/2017-2018/030	Fencing, gates & rehabilitation of Market stand at Kaitani market	Business, Cooperatives & Marketing	27-Apr-18	23-Feb-19	8058	3,688,025.00	2,018,307.00	1,711,017.40	1,307,289.60		
236	Preservice Enterprises LTD	CGK/RTB/PW/MA/UM/NTA/MA/08M/2017-2018/027	Improvement of Oyendobor-Makere access road	Roads, Transport & Public works	18-Jun-19	10-Sep-19	8589	1,711,017.40	1,711,017.40	999,305.00	711,712.40		
237	Becha Enterprise	CGK/BE/BE/2018-2019/015	Installation of line floodlight at Makhorom market	Energy & Industrialisation	5-Jun-19	4-Oct-19	4124	999,305.00	999,305.00	817,206.56	182,098.44		
238	Land Investment LTD	CGK/BE/BE/2018-2019/015	Installation of steel floodlight	City of Kisumu	20-Jun-18	19-Jun-19	8173	13,628,677.60	4,088,603.28	2,390,500.00	11,238,177.32		
239	Nabico Electric Engineers LTD	CGK/BE/BE/2018-2019/015	Construction of steel floodlight	Education, HRD & ICT	26-May-16	25-Jun-19	4245	3,338,890.00	3,338,890.00	398,576.00	2,940,314.00		
240	Parite Investment Company	CGK/BE/BE/2018-2019/015	Installation of two Number digital screens	Water, Environment & Natural Resources	26-May-16	25-Jun-19	8141	400,000.00	400,000.00	1,956,272.00	1,556,272.00		
241	Bubbler Engineering	CGK/BE/BE/2018-2019/015	Construction of floodlight water project	Economic Planning & Development	19-Jun-18	17-Jun-19	11295	1,956,272.00	1,956,272.00	1,200,000.00	756,272.00		
242	Wawere Investment	CGK/BE/BE/2018-2019/015	Rehabilitation of Holy Market	Business, Cooperatives & Marketing	20-May-19	30-Mar-20	8294	1,200,000.00	1,200,000.00	500,000.00	700,000.00		
243	Faithful Enterprises	CGK/BE/BE/2018-2019/015	Environmental Conservation	Economic Planning & Development	19-Jun-18	27-Nov-18	8330	1,100,000.00	1,100,000.00	1,100,000.00	0.00		
244	Bemba General Construction	CGK/BE/BE/2018-2019/015	Construction of boda boda shade	Economic Planning & Development	19-Jun-18	30-Jan-20	8330	1,100,000.00	1,100,000.00	793,615.00	306,385.00		
245	Gamaas Enterprises	CGK/BE/BE/2018-2019/015	Construction of 4 door toilet at Nyabungu	Economic Planning & Development	17-May-19	19-Feb-20	11281	1,198,729.00	1,198,729.00	500,000.00	698,729.00		
246	Becar Enterprises	CGK/BE/BE/2018-2019/015	Construction of 4 door toilet at Keasero market	Business, Cooperatives & Marketing	19-Jun-18	25-Apr-19	8118	500,000.00	500,000.00	499,999.70	500.30		
247	Rafuu General Commercial Agencies	CGK/BE/BE/2018-2019/015	Construction of boda boda shade	Economic Planning & Development	21-May-18	9-Aug-19	7925	2,197,617.00	2,197,617.00	1,405,970.00	791,647.00		
248	Verene Limited	CGK/BE/BE/2018-2019/015	Construction of boda boda shade	Economic Planning & Development	19-Jun-18	4-Oct-19	10424	494,970.00	494,970.00	454,970.00	40,000.00		
249	Kayona Supplier Limited	CGK/BE/BE/2018-2019/015	Improvement of Chief Ouma's school of deaf access road	Roads, Transport & Public works	19-Jun-18	3-Jun-19	8346	1,000,000.00	1,000,000.00	1,000,000.00	0.00		
250	Ongere Africa Investment	CGK/BE/BE/2018-2019/015	Construction of 2 door toilet at Achumboni beach	Tourism, Commerce & sports	19-Jun-18	3-Jun-19	8346	1,000,000.00	1,000,000.00	1,000,000.00	0.00		
251	Gul. Vago Enterprises	CGK/BE/BE/2018-2019/015	Construction of 2 door toilet at Oboch	Economic Planning & Development	11-Oct-16	10-Jan-19	2891	17,842,099.00	2,118,706.00	10,896,294.00	6,945,805.00		
252	Interband Agencies	CGK/BE/BE/2018-2019/015	Proposed renovation to Housers block no 11/2/31A, B, C	Land, Housing & Physical Planning	19-Jun-17	28-Jul-17	9262	2,999,663.00	2,999,663.00	2,997,080.39	2,592,583.39		
253	Company	CGK/BE/BE/2018-2019/015	Proposed renovation to Housers block no 11/2/31A, B, C	Roads, Transport & Public works	19-Jun-17	28-Jul-17	9262	2,999,663.00	2,999,663.00	583,000.00	2,416,663.00		
254	Raha Investment LTD	CGK/BE/BE/2018-2019/015	Construction of Oluvo steel ring culvert	Water, Environment & Natural Resources	26-Apr-19	13-May-20	10280	583,000.00	583,000.00	1,376,727.00	793,727.00		
255	Derevan General Enterprises	CGK/BE/BE/2018-2019/015	Rehabilitation of Ramuye, Ramuda and Nyatigo water points	Business, Cooperatives & Marketing	11-Apr-19	22-Jun-20	10652	1,597,889.20	1,597,889.20	892,518.00	705,371.20		
256	Buake Projections	CGK/BE/BE/2018-2019/015	Construction of 4 door toilet block at Nyatiga market	Business, Cooperatives & Marketing	24-Jun-19	22-May-20	10191	899,005.80	899,005.80	1,488,000.00	589,000.00		
257	Geosco Construction Company	CGK/BE/BE/2018-2019/015	Improvement of Kibukhu - Kaitani access road	Roads, Transport & Public works	14/6/2018	3-Jul-18	7358	4,999,850.00	1,252,644.00	1,976,500.00	3,023,344.00		
258	Chemak Investments	CGK/BE/BE/2018-2019/015	Supply & installation of generators	Agriculture, Livestock & Fisheries	14-Oct-19		6915	1,976,500.00	1,976,500.00	1,976,500.00	0.00		
259	Pava Civil Contractors	CGK/BE/BE/2018-2019/015	Construction of fish bands at Bala beach	Communication, Information & Technology	16-Nov-16			2,993,678.00	2,166,440.00	59,879,666.77	47,713,156.77		
260	On Point Interiors	CGK/BE/BE/2018-2019/015	Equipping of resource centre	Roads, Transport & Public works				606,396,113.25	2,166,440.00	59,879,666.77	47,713,156.77		
261	Kad Building & Construction	CGK/BE/BE/2018-2019/015	Opening improvement of Ayoayo Masago Access road	Roads, Transport & Public works									
TOTAL											2,166,440.00	59,879,666.77	47,713,156.77

DEVELOPMENT PENDING BILLS (SUPPLY OF GOODS)									
NO PAYEE	CONTRACT NO	DETAILS/PROJECT	COMPLETION	CONTRACT DATE	COMPLETION DATE	LP/OLSO NO	CONTRACT AMOUNT	AMOUNT PAID	PAYABLE AMOUNT
1 Kenya Animal Genetic Resource Centre	CGK/RFO/MOH/2016-2017/031	Supply of liquid nitrogen container VL160, 160litre	Agriculture, Livestock & Fisheries	2-Feb-16	7-Jun-17	2443	347,000.00		347,000.00
2 Ventures Capital Business	CGK/DAL/RFQ/2017-2018/003	Supply of laboratory reagents plus gas	Health services	25-Jan-17	18-May-18	3725	1,250,000.00		1,250,000.00
3 Bryan Ventures	CGK/RT&PW/RFQ/2017-2018/003	Supply of improved local chickens one day old	Agriculture, Livestock & Fisheries	28-Nov-17	12-Apr-18	4567	649,935.00		649,935.00
4 Kadenge Enterprises Ltd	CGH/IED/2012-2018	Supply of ICT equipment	Roads Transport & Public works	20-Dec-17	16-Apr-18	5369	1,991,000.00		1,991,000.00
5 Jitani Trading Company Ltd	CGK/IE&C/RFQ/2017-2018/014	Supply & delivery of wooden oad tables	Education ICT and Human Resource	16-Apr-18	4-Jun-18	7985	6,855,250.00		6,855,250.00
6 Inevite Investments	CGK/MOH/2016-2017	Supply & delivery of 125 solar kits	Green Energy & Climate Change	11-Jun-18	20-Jul-18	5628	1,437,500.00		1,437,500.00
7 Pansa East Africa LTD	CGK/BE/RFQ/2018-2019/009	Supply of automated Health Equipments	Industrialization	19-Jun-18	16-May-17	7357	1,450,000.00		1,450,000.00
8 Edeas Ventures	CGK/ED/RFQ/2018-2019	Supply & delivery of block making machine	Health Services	12/20/2018	30-Mar-19	9530	2,266,000.00		2,266,000.00
9 LTB Trading LTD	CGK/RFQ/TCAS/2018-2019/68	Supply & delivery of some ornamental rice grade	Business, Energy and Industry	29-Apr-19	31-May-19	9033	13,994,600.00		13,994,600.00
10 INTERNATIONAL	CGK/RFQ/BEI/2018-2019/16	SUPPLY & DELIVERY OF SPORTS ITEMS	TOURISM AND COMMERCE	7-Jun-19	17-Jun-19	9122	895,000.00		895,000.00
11 Javaha Investments	CGK/RFQ/BEI/2018-2019/169	Supply & delivery of Honey bottles	Business Energy and Industry	18-Jun-19	28-Jun-19	9339	600,000.00		600,000.00
12 Kaylen General Contractors	CGK/RFQ/BEI/2018-2019/172	Supply & delivery of block machine	Business Energy and Industry	18-Jun-19	11-Jul-19	9547	960,944.00		960,944.00
13 Linermet Enterprises	CGK/RFQ/BEI/2018-2019/172	Supply & delivery of longtooth beehive	Energy & Mining	13/6/2019	11-Jul-19	9548	2,004,000.00		2,004,000.00
14 MAC ONGORO ENTERPRISES	CGK/RFQ/COOH/2018-2019/072	SUPPLY & DELIVERY OF BLOCK MAKING MACHINE	Energy & Mining	24/6/2018	7-Mar-19	11173	2,999,800.00		2,999,800.00
15 Kross Limited	CGK/RFQ/COOH/2018-2019/072	Supply of Medical equipment	Health & Sanitation	26-Jun-18	8-Aug-19		185,600.00		185,600.00
16 Fastcom Electronics	CGK/RFQ/CPD/CW/2017-2018/010	Supply & delivery of car washing machines	Economic Planning & Development	7-Mar-19	18-Apr-19		525,000.00		525,000.00
17 Principal Secretary state department of Agriculture	CGK/RFQ/COOH/2018-2019/081	Supply & delivery of tractors	Agriculture, Livestock & Fisheries	10-Apr-19	20-May-19	11105	63,105,000.00	31,950,404.00	31,154,596.00
18 Bateemng Enterprises	CGK/RFQ/COOH/2018-2019/097	Supply & delivery of medical equipment	Health & Sanitation	27-May-19	10-Apr-19	11185/1111	1,969,996.00		1,969,996.00
19 Sovereign Agencies	CGK/RFQ/COOH/2018-2019/094	Supply & medical equipment	Health & Sanitation	10-Apr-19	14-May-19	11108/1110	1,994,800.00		1,994,800.00
20 Sky Industrial & Chemicals Kenya	CGK/TFM/FIN/2018-2019	Supply & medical equipment	Water, Environment & Natural Resources	14-Feb-19	11/08/11/10	9025	1,999,700.00		1,999,700.00
21 Inuzi East Africa Agricultural Society of Kenya	CGK/DAL/RFQ/2017-2018/003	Purchase of budgets & show tickets	Agriculture, Livestock & Fisheries	22/2/2017	27-Feb-16	4115	10,000,000.00		10,000,000.00
22 The Agricultural Society of Kenya	CGK/DAL/RFQ/2017-2018/003	Catalogue 2017 show	Agriculture, Livestock & Fisheries	22/2/2017	25-Jul-17	3989	135,000.00		135,000.00
23 OXSIE GENERAL SUPPLIES	CGK/DAL/RFQ/2017-2018/003	Supply and delivery of rice seeds	Agriculture, Livestock & Fisheries	16/27/2017	26-Feb-18	4565	440,000.00		440,000.00
24 Bryan Ventures	CGK/CTH/RFQ/2016-2017/221	Supply of improved local chickens one day old	Agriculture, Livestock & Fisheries	28-Nov-17	18-May-18	4567	767,500.00		767,500.00
25 KISUMU PAPER AND ALLIED PRODUCTS	CGK/CTH/RFQ/2016-2017/23	Supply of HP toner cartridge	Commerce, Tourism & Heritage	27/2/2017	27/2/2017	635	649,935.00		649,935.00
26 Woods Juma Enterprises	CGK/CTH/RFQ/2016-2017/003	Supply of furniture	Commerce, Tourism & Heritage	27/2/2017	3-Mar-17	632	52,900.00		52,900.00
27 Delian Enterprises	CGK/RFQ/CTH/2017-2018/006	Supply of items UN tourism day	Commerce, Tourism & Heritage	9/15/2017	27-Sep-17	642	100,000.00		100,000.00
28 Levide Technologies	CGK/RFQ/CTH/2017-2018/006	Supply of laptop and anti virus	Commerce, Tourism & Heritage	13/2/2017	17-Jun-18	647	379,500.00		379,500.00
29 Vintage Press Ltd	CGK/RFQ/CTH/2017-2018/012	Supply & delivery of business & staff uniforms	Education, ICT & HRD	30/12/2018	24-Apr-18	6912	831,500.00		831,500.00
30 Pabuse Investments	CGK/RFQ/CTH/2017-2018/143	Supply of T-shirts in African prints	Education, ICT & HRD	4/20/2018	26-Apr-18	6921	260,430.00		260,430.00
							1,937,500.00		1,937,500.00
							210,000.00		210,000.00

NO	PAYEE	CONTRACT NO	DETAILS/PROJECT	COMPLETION	CONTRACT DATE	COMPLETION DATE	LPO/LSO NO	CONTRACT AMOUNT	AMOUNT PAID	PAYABLE AMOUNT
34	Androech Services Limited	CGK/R/FO/CTT/2017-2018/018	Supply & delivery of mobile phones	Education, ICT & HRD	5/29/2018	7-Jan-18	6914	789,280.00	-	789,280.00
35	35 printers and 35 routers	CGK/R/FO/CTT/2017-2018/012	Printing of county weekly newsletters for one month	Education, ICT & HRD	11/6/2018	3-Jan-18	8180	105,000.00	-	105,000.00
36	Public Enterprise	CGK/R/FO/ED/1/2017-2018	Supply & delivery of African T-shirts	Education, ICT & HRD	4/28/2018	14-Apr-18	6921	210,000.00	-	210,000.00
37	Kenya General Merchants	CGK/ED/R/FO/2014-2017	Supply and delivery of executive office chairs	Education, ICT & HRD	6/12/2018	2-Dec-17	7994	749,700.00	-	749,700.00
38	Treated Wala Needs	CGK/ED/R/FO/1/2017-2018	Supply & delivery of office stationery	Education, ICT & HRD	9/18/2018	20-May-18	8481	273,200.00	-	273,200.00
39	Polite Business & Investment	CGK/ED/R/FO/1/2017-2018	Supply of T-shirts	Education, ICT & HRD	6/19/2018	29-Oct-15	8038	197,200.00	-	197,200.00
40	Dakauer International	CGK/ND/2017-2018/031D	Supply & delivery of computers, printers and other accessories	Energy & Industrialization	12/7/2016	6-Feb-17	1480	837,980.00	-	238,689.00
41	Supplier LTD	CGK/ND/2017-2018/031G	Supply & delivery of fish chert freezers	Energy & Industrialization	5/23/2018	25-Jan-18	7354	300,000.00	-	300,000.00
42	Polite Consultants	CGK/ND/2017-2018/031G	Supply & delivery of fish chert freezers	Energy & Industrialization	5/23/2018	25-Jan-18	7354	300,000.00	-	300,000.00
43	Wazoo Engineers	CGK/ND/MD/FO/2017-2018/003	Supply & delivery of general office items	Energy & Industrialization	20/12/2017	8-Jan-18	3680	793,100.00	-	793,100.00
44	Company LTD	CGK/ND/2017-2018/035	Supply & installation of generators	Energy & Industrialization	1/4/2018	3-Jan-18	7338	1,488,000.00	-	428,000.00
45	Chemak Investments	CGK/R/FO/2017-2018/006	Supply & delivery of office equipments	Finance & Economic Planning	2/27/2018	26-Apr-18	6339	428,000.00	-	1,998,000.00
46	Polite Investment LTD	CGK/R/FO/2017-2018/016	Supply & delivery of CADP books for FY 2018-2019	Finance & Economic Planning	6/6/2018	13-Jan-18	6371	1,980,000.00	-	1,980,000.00
47	Sonata Ventures	CGK/R/FO/2017-2018/016	Printing & publishing of CIDP Books 2018-2022	Finance & Economic Planning	6/18/2018	20-Jan-18	6371	1,980,000.00	-	1,980,000.00
48	Sonata Ventures	CGK/R/FO/2017-2018/017	Supply of stationery	Finance & Economic Planning	1/18/2018	13-Jan-18	7734	1,007,100.00	-	1,007,100.00
49	Sonata General Supplier	CGK/R/FO/2017-2018/017	Supply of stationery	Finance & Economic Planning	4/9/2018	22-Apr-18	7750	2,632,200.00	-	209,200.00
50	BITCOM (N) LIMITED	CGK/R/FO/2017-2018/036	Supply and delivery of HP spectre laptop	Finance & Economic Planning	6/6/2018	13-Jan-18	7662	2,632,200.00	-	981,600.00
51	Delian Enterprises	CGK/R/FO/2017-2018/038	Supply of accountants books	Finance & Economic Planning	1/9/2018	19-Sep-15	3379/2383	118,650,000.00	-	65,580,793.95
52	CGK Motors	CGK/R/FO/2017-2018/041	Supply of motor vehicles	Finance & Economic Planning	1/9/2018	19-Sep-15	2682	118,100.00	-	118,100.00
53	Victory trading Co LTD	CGK/R/FO/2014-2015/043	Supply & delivery of office chair, black office table & visitor chair	Governance & Administration	1/9/2015	5-Jan-15	2682	118,100.00	-	118,100.00
54	Habum Enterprises	CGK/KDM/R/FO/2015-2016	Supply & delivery of food stuffs	Governance & Administration	4/28/2016	17-Feb-17	3480/8732	875,286.00	-	875,286.00
55	Sekani Enterprises	CGK/R/FO/2015-2016	General office supplies	Governance & Administration	6/12/2016	20-Mar-17	3179	695,500.00	-	695,500.00
56	Delian Enterprises	CGK/ADM/R/FO/2016-2017/04	Supply & delivery of booklets of between 40-50 pages	Governance & Administration	3/16/2017	30-Mar-17	3471	1,000,000.00	-	1,000,000.00
57	Androech Services	CGK/ADM/2017-2018/070	Supply & delivery of desktop laptop	Governance & Administration	3/23/2017	30-Mar-17	3169	1,385,000.00	-	1,385,000.00
58	Euryana Investment	CGK/ADM/2017-2018/070	Supply & delivery of desktop laptop	Governance & Administration	1/22/2017	3-Jan-18	7539	443,440.00	-	443,440.00
59	Alpha Medical	CGK/ADM/2017-2018/070	Supply & delivery of non-pharmaceuticals	Health & Sanitation	5/25/2017	26-Jan-18	2374	177,500.00	-	177,500.00
60	Subsaharad Sports Center Ltd	CGK/ADM/2017-2018/070	Supply & delivery of non-pharmaceuticals	Health & Sanitation	5/25/2017	26-Jan-18	2374	177,500.00	-	177,500.00
61	Harjies LTD	CGK/ADM/2017-2018/070	Supply & delivery of non-pharmaceuticals	Health & Sanitation	5/25/2017	26-Jan-18	2374	177,500.00	-	177,500.00
62	Serenjin Agencies	CGK/ADM/2017-2018/070	Supply & delivery of health equipment	Health & Sanitation	5/25/2017	26-Jan-18	2374	177,500.00	-	177,500.00
63	Tonyda Kenya LTD	CGK/ADM/2017-2018/070	Supply & delivery of health equipment	Health & Sanitation	5/25/2017	26-Jan-18	2374	177,500.00	-	177,500.00
64	Primus Brand limited	CGK/ADM/2017-2018/070	Supply & delivery of ICT equipment	Health & Sanitation	5/25/2017	26-Jan-18	2374	177,500.00	-	177,500.00
65	Finarech Computers	CGK/ADM/2017-2018/070	Supply & delivery of laptop computers & phone	Health & Sanitation	5/25/2017	26-Jan-18	2374	177,500.00	-	177,500.00
66	Majima Enterprises	CGK/ADM/2017-2018/070	Supply & delivery of motor vehicle accessories	Water Environment & Natural Resources	4/9/2018	13-Apr-18	7339	134,400.00	-	134,400.00
67	Majima Enterprises	CGK/ADM/2017-2018/070	Supply of NI20 maintenance fire battery	Water Environment & Natural Resources	4/9/2018	13-Apr-18	7339	134,400.00	-	134,400.00
68	Twengeza Company	CGK/ADM/2017-2018/070	Supply & delivery of tools & materials for cleaning	Water Environment & Natural Resources	5/25/2018	28-May-18	7616	116,150.00	-	116,150.00
TOTAL										
DEVELOPMENT PENDING BILLS SUPPLY OF SERVICES										
COMPLETION										
NO PAYEE CONTRACT NO DETAILS/PROJECT COMPLETION CONTRACT DATE COMPLETION DATE LPO/LSO NO CONTRACT AMOUNT AMOUNT PAID PAYABLE AMOUNT										

38	PRINTEX BRAND LIMITED		Printing of Devolution Booklets	Education, ICT & HRD	4/9/2018	25-May-18	8137	1,080,000.00	1,080,000.00
39	Frank Ventures	CGK/RFP/CT/2017-2018/017	Production of 3 mini devolution documentary	Education, ICT & HRD	5/9/2018	25-May-18	7799	834,275.00	834,275.00
40	Training Institute		Training of 7 seven member team	Education, ICT & HRD	5/16/2018	16-May-18	7296	525,000.00	525,000.00
41	Solution		Presentor position and radio talk show	Education, ICT & HRD	2/8/2018	14-May-18	7296	984,580.00	984,580.00
42	On Road Investors	CGK/RFP/CT/2017-2018/020	Equiping of resource centre	Education, ICT & HRD	6/8/2018	24-May-18	6915	1,976,500.00	1,976,500.00
43	Indiply Kenya Limited		provision for USSD for aerial	Education, ICT & HRD	4/25/2018	25-Jan-18	6915	806,800.00	806,800.00
44	Docal Investments	CGK/EDM/RFP/2016-2017	Consultancy services for design programme for rescue & rehabilitation centers for Kenya Country	Education, ICT & HRD	10/28/2016	21-Nov-18	6319	1,695,850.00	1,695,850.00
45	Guarantors Group	CGK/EDM/RFP/2015-2016	Provision of security services	Education, ICT & HRD	12/8/2016	31-Mar-16	7730	1,446,924.00	1,446,924.00
46	Mega auto service		Repair and Maintenance of Motor vehicle	Energy & Industrialization	6/4/2018	22-Dec-14	420	230,000.00	230,000.00
47	Kentana Sales LTD		Supply of motor vehicles tyres	Energy & Industrialization	12/29/2014	5-Jan-17	3070	6,000,000.00	6,000,000.00
48	J.O & Associates	CGK/EDM/ED/09/2016-2016	Emergency master plan	Energy & Industrialization	6/28/2016	18-Apr-17	3664	3,900,000.00	3,900,000.00
49	Dr. Bernard Mwangi	CGK/RFP/KE/CC/2015-	Consultancy services for guiding Bio-walshard fund	Energy & Industrialization	4/27/2017	25-May-17	9410	2,600,000.00	2,600,000.00
50	CNC Motors	2017/009	Repair and servicing of vehicle	Energy & Industrialization	6/21/2016	22-Jan-16	5103	40,128.00	40,128.00
51	Ruba Auto Service	CGK/GE/CC/CC/2017-	Repair and maintenance of motor vehicle	Energy & Industrialization	2/22/2018	23-Feb-18	5132	163,000.00	163,000.00
52	Mega auto service	CGK/RFP/ED/2016-2017/04	Repair and servicing of vehicle	Energy & Industrialization	12/28/2016	28-Dec-16	6801	192,292.00	192,292.00
53	Mega auto service	CGK/RFP/ED/2016-2017/07	Repair and servicing of vehicle	Energy & Industrialization	5/17/2017	17-May-17	6813	79,460.00	79,460.00
54	Beylers Enterprises	CGK/RT & PV/PV/M/N/C/2015-2016/003	accio society building software	Energy & Industrialization	16-Jan-17	18-Apr-17	3664	3,900,000.00	3,900,000.00
55	Kenya Motor Auto Garage		provision of routine services	Finance & Economic Planning	10/19/2017	19-Oct-17	7524	94,300.00	94,300.00
56	Kenya Motor Auto Garage		provision of routine services	Finance & Economic Planning	2/21/2018	21-Feb-17	7525	31,330.00	31,330.00
57	Kenya Motor Auto Garage	CGK/RFP/2017-2018/014	provision of routine services	Finance & Economic Planning	6/18/2018	28-Aug-18	7529	84,000.00	84,000.00
58	Mega Auto service	CGK/RFP/EP/2016-2017/015	motor vehicle repairs	Finance & Economic Planning	1/12/2016	28-Aug-18	7737	113,100.00	113,100.00
59	Mega auto service	CGK/RFP/2017-2018/012	Provision of routine service	Finance & Economic Planning	1/26/2017	26-Jan-17	7408	47,500.00	47,500.00
60	Mega Auto service	CGK/RFP/2016-2017/040	motor vehicle repairs	Finance & Economic Planning	5/8/2017	27-Apr-17	7733	36,400.00	36,400.00
61	African Auto Services	CGK/RFP/EP/2017-2018/047	supply of soda water,leaves,meat,antibiotic,photonopier & provision of transport services	Finance & Economic Planning	5/23/2018	23-May-18	7434	76,700.00	76,700.00
62	Kenya School of Government	CGK/RFP/EP/2017-2018/056	Provision for tuition for Erick Oryepi	Finance & Economic Planning	6/14/2018	29-Jan-18	7467	2,155,000.00	2,155,000.00
64	Kenya Motor Auto Service	CGK/RFP/2017-2018/010	Provision of normal service	Finance & Economic Planning	6/16/2018	19-Jan-18	7525	112,000.00	112,000.00
65	Mega auto service	CGK/ADM/RFP/2016-2017/027	Repair and servicing of vehicle	Governance & Administration	5/21/2018	31-May-18	7525	71,060.00	71,060.00
67	Mega auto service	CGK/ADM/RFP/2015-2016	Repair and servicing of vehicle	Governance & Administration	7/7/2016	28-Jul-16	5740	56,800.00	56,800.00
68	Mega auto service	CGK/ADM/RFP/2016-2017	Normal service for KCA 402F	Governance & Administration	5/25/2016	25-May-16	8819	100,000.00	100,000.00
69	Mega auto service	CGK/ADM/RFP/2015-2016	Normal service to KED 701U	Governance & Administration	5/31/2016	31-May-16	8816	69,500.00	69,500.00
70	Mega auto service	CGK/ADM/RFP/2015-2016	Normal service to KED 701U	Governance & Administration	7/6/2016	6-Jul-16	8817	116,600.00	116,600.00
71	George Wada		Normal service to KCA 402F	Governance & Administration	8/9/2016	18-Jul-16	8813	50,200.00	50,200.00
72	Mega auto service	CGK/ADM/RFP/2016-2017/04	Test drive on land	Governance & Administration	8/19/2016	28-Sep-16	6195	31,700.00	31,700.00
73	Mega auto service	CGK/ADM/RFP/2016-2017/04	Repair and servicing of vehicle	Governance & Administration	10/4/2016	4-Oct-16	5741	1,000,000.00	1,000,000.00
74	Mega auto service	CGK/ADM/RFP/2016-2017/05	Normal service to KCA 466F	Governance & Administration	10/4/2016	4-Oct-16	5741	99,180.00	99,180.00
75	PRINTEX BRAND LIMITED	CGK/ADM/RFP/2016-2017/03	Normal service to KCA 402F	Governance & Administration	10/5/2016	5-Oct-16	6462	122,400.00	122,400.00
76	Mega auto service	CGK/ADM/RFP/2015-2016	Printing of banners & branding of motor vehicle	Governance & Administration	10/25/2016	25-Oct-16	5742	69,800.00	69,800.00
77	Mega auto service	CGK/ADM/RFP/2016-	Normal service to KCD 130G	Governance & Administration	11/11/2016	11-Nov-16	7738	1,893,420.00	1,893,420.00
		2017/010	Repair and servicing of vehicle	Governance & Administration	11/17/2016	17-Nov-16	8820	50,000.00	50,000.00
							8823	218,370.00	218,370.00

1	African Waste & Environment Management Centre	CKK/LASDA/P/245/2011-2012	Environmental Impact assessment on upgrading of the slaughter house	City of Kisumu	7-Feb-13	24-Jun-13	290,000.00		290,000.00
2	One Elephant General Works	CGK/R/FQ/2015-2016/26	Branding and capacity building for boda boda operators	City of Kisumu	14-Mar-13	15-Feb-13	55,335.00		55,335.00
3	Carwall communication	CGK/R/T&P/W/ANK/2015-2016/003	Training and capacity building for boda boda operators	Roads, Transport & public Works	24-Jun-16	2-Aug-16	3,000,000.00		3,000,000.00
4	Biquac Enterprises	CGK/ED/R/FQ/2016-2017	Seco society banking software	Industrialization	16-Jan-17	18-Apr-17	3,900,000.00		3,900,000.00
5	M/S Iwato Limited	CGK/L/H/P&U/001/2016-2017/14	Production of a stress implementation	Education, ICT & HRD	4-Mar-17	16-Mar-17	350,000.00		350,000.00
6	Emi Eastern Africa	CGK/DAL/R/FQ/2017-2018/035	Supply & delivery of assorted survey & GIS equipment	Land Housing and Physical Planning	3-Jan-17	20-Apr-17	8,304,120.86		8,304,120.86
7	Kenya Veterinary vaccines production Institute	CGK/DAL/R/FQ/2017-2018/035	Supply of vaccine	Agriculture, Livestock & Fisheries	28-Nov-17	19-Dec-17	3,882,000.00		3,882,000.00
8	WAVAS Company LTD	CGK/ED/R/FQ/2017-2018/035	Printing of manifestos	Government & Administration	4-Jun-18	5174	1,300,000.00		1,300,000.00
9	Extreme Wireless Ltd	CGK/ICT/7/06/2017-2018	Server room redesign and installation	ECONOMIC PLANNING & DEVELOPMENT	20-Jun-18	18-Jun-18	4,494,356.00		4,494,356.00
10	Banyan Ventures	CGK/ED/R/FQ/2018-2019/092	Printing of ECDE writing materials for Kisumu East sub county	Education, ICT & HRD	16-Apr-19	20-Jun-19	1,202,698.00		1,202,698.00
11	Monovic Technologies LTD	CGK/ED/R/FQ/2018-2019/092	Repair & service to ICT equipment	Education, ICT & HRD	13-May-19	10774	481,500.00		481,500.00
12	ENTERPRISES	CGK/9/6/2018-2019/001	CLEANING SERVICES	CITY OF KISUMU	13-May-19	11651	3,842,152.00		3,842,152.00
13	VOSTE COMPANY LTD	CGK/R/FQ/BEI/2018-2019/001	DRAINAGE CLEANING WITHIN MIGOSI	CITY OF KISUMU	14-May-19	22-May-19	1,707,241.00		1,707,241.00
14	Misasa Consultants	CGK/R/C/M/R/FQ/2018-2019/018	Consultancy on development of strategic plan	Business, Commerce & Marketing	17-May-19	26-Jun-19	2,490,000.00		2,490,000.00
15	Standard Printig	CGK/R/FQ/BEI/2018-2019/018	Consultancy for training on fisheries	Business, Energy, and Industry	29-May-19	21-Jun-19	2,500,000.00		2,500,000.00
16	Sydon & Partners	CGK/R/FQ/BEI/2018-2019/018	Consultancy for provision of Energy Audit service	Business, Energy, and Industry	18-Jun-19	11299	4,497,320.00		4,497,320.00
17	Chiva Vocational Centre	CGK/DAL/R/FQ/2015-2016/011	Grants to Vocational training centres	Education, ICT & HRD			4,000,000.00		4,000,000.00
18	Alberta Vocational Centre	CGK/DAL/R/FQ/2015-2016/051	Grants to Vocational training centres	Education, ICT & HRD			3,370,000.00		3,370,000.00
19	Vocational Training Centres	CGK/DAL/R/FQ/2015-2016/051	Grants to Vocational training centres	Education, ICT & HRD			14,999,600.00		14,999,600.00
20	Pride King Services	CGK/DAL/R/FQ/2015-2016/051	Provision of security services	Agriculture, Livestock & Fisheries	7/27/2015	7-Dec-16	992,016.00		992,016.00
21	The Agricultural Society of Kenya	CGK/DAL/R/FQ/2015-2016/051	Provision of security services	Agriculture, Livestock & Fisheries	2/10/2016	30-Apr-17	567,000.00		567,000.00
22	Kenya	CGK/DAL/R/FQ/2016-2017/043	Participation for 2016	Agriculture, Livestock & Fisheries	7/28/2016	21-Jul-16	313,000.00		313,000.00
23	Coast Investments	CGK/DAL/R/FQ/2016-2017/043	Provision of Consultancy Services	Agriculture, Livestock & Fisheries	5/23/2017	24-May-17	2,490,000.00		2,490,000.00
24	Kenya	CGK/DAL/R/FQ/2016-2017/043	Participation for 2017	Agriculture, Livestock & Fisheries	7/29/2017	29-Jul-17	313,000.00		313,000.00
25	Harmony motors ltd	CGK/DAL/R/FQ/2016-2017/043	Provision of repair & motor servicing	Agriculture, Livestock & Fisheries	6/12/2018	19-Apr-18	28,500.00		28,500.00
26	Harmony motors ltd	CGK/DAL/R/FQ/2016-2017/043	Repair of GKA 8155	Agriculture, Livestock & Fisheries	6/12/2018	16-May-18	29,500.00		29,500.00
27	Kalio General motors & suppliers	CGK/DAL/R/FQ/2016-2017/043	service of GKA 149M	Agriculture, Livestock & Fisheries	14/6/2017	15-Jun-17	168,682.00		168,682.00
28	Mega auto service	CGK/DAL/R/FQ/2016-2017/043	Normal serve to GKA 3445	Agriculture, Livestock & Fisheries	10/10/2016	10-Oct-16	52,000.00		52,000.00
29	Madison insurance company	CGK/13/2016-2017	Provision of insurance Cover	City of Kisumu	30/1/2017	9461	3,383,765.00		3,383,765.00
30	Majira Enterprises	CGK/CTH/R/2017-2018/29	Minor office repairs	Commerce, Tourism & Heritage	6/29/2018	3-Jul-18	282,250.00		282,250.00
31	Kisumu Business women	CGK/R/FQ/CTH/2017-2018/13	Provision of sanitary & cleaning services	Commerce, Tourism & Heritage	18/1/2016	28-Sep-16	159,519.54		159,519.54
32	Mensons Art Centre	CGK/R/FQ/CTH/2017-2018/13	services for event management	Commerce, Tourism & Trade	31/9/2018	4-Apr-18	692,534.00		692,534.00
33	Lesson Engineering LTD	CGK/R/FQ/CT/2016-2017/023	Consultancy for preparation of technical specification	Education, ICT & HRD	11/13/2016	7721	4,950,000.00		4,950,000.00
34	Liquid Telecommunications Kenya	DIRECT PROCUREMENT	Provision of direct internet to business centre	Education, ICT & HRD	5/21/2017	1-Jan-17	1,937,664.00		1,937,664.00
35	Kenya Mose Auto Service International Research & Development Agency	CGK/R/FQ/CT/2017-2018/014	Provision of normal service	Education, ICT & HRD	9/4/2018	18-Apr-18	46,180.00		46,180.00
36	Kenya Mose Auto Service International Research & Development Agency	CGK/R/FQ/CT/2016-2017/012	Consultancy services	Education, ICT & HRD	1/16/2017	16-Jan-17	3,372,560.00		3,372,560.00
37	Kenya Mose Auto Service	CGK/R/FQ/CT/2016-2017/012	Provision of normal service	Education, ICT & HRD	1/27/2018	19-Dec-17	66,060.00		66,060.00

78	Moga auto service	CGK/ADM/RQ/2016-2017/072	Repair and servicing of vehicle	11/19/2016	19-Nov-16	4787	50,500.00	-	50,500.00
79	Moga auto service	CGK/ADM/RQ/2016-2017/073	Normal service to KCA 402F	11/25/2016	9-Dec-16	4785	58,400.00	-	58,400.00
80	Moga auto service	CGK/ADM/RQ/2016-2017/074	Repair and servicing of vehicle	11/20/2016	5-Dec-16	4786	328,600.00	-	328,600.00
81	Moga auto service	CGK/ADM/RQ/2016-2017/075	Normal service for KCA 309F	12/23/2016	23-Dec-16	8821	129,300.00	-	129,300.00
82	Moga auto service	CGK/ADM/RQ/2016-2017/076	Provision of Motor Vehicle services	17/03/2017	23-Jun-17	8510	2,560,000.00	-	2,560,000.00
83	Moga auto service	CGK/ADM/RQ/2016-2017/077	Repair and servicing of vehicle	17/06/2017	7-Jan-17	8824	148,700.00	-	148,700.00
84	Kenya Orient Insurance Ltd	CGK/ADM/RQ/2016-2017/078	Insurance Cover	2/15/2017	14-Feb-17	8965	1,337,030.00	-	1,337,030.00
85	Jodanmed Enterprises	CGK/ADM/RQ/2016-2017/079	Provision of catering services	3/06/2017	28-Mar-17	8976	228,000.00	-	228,000.00
86	Kenya Communications	CGK/ADM/RQ/2016-2017/080	Supply of newspaper	4/03/2017	3-Apr-17	3476	179,985.00	-	179,985.00
87	Nisa Lohve Fib LTD	CGK/ADM/RQ/2016-2017/081	Radio spot and radio Programme	4/19/2017	6-Feb-17	8762	354,960.00	-	354,960.00
88	Avrok Agencies LTD	CGK/ADM/RQ/2016-2017/082	Provision of cleaning, sanitation and environmental services	5/16/2017	19-Jan-18	7234	305,684.00	-	305,684.00
89	Moga auto service	CGK/ADM/RQ/2016-2017/083	Repair and servicing of vehicle	19/4/2018	4-May-18	8672	112,000.00	-	112,000.00
90	Jodanmed Enterprises	CGK/ADM/RQ/2016-2017/084	Provision of catering services	5/24/2017	27-May-17	8977	870,000.00	-	870,000.00
91	Moga auto service	CGK/ADM/RQ/2016-2017/085	Repair and servicing of vehicle	5/30/2017	26-May-17	9437	177,800.00	-	177,800.00
92	Jodanmed Enterprises	CGK/ADM/RQ/2016-2017/086	Provision of catering services	25/7/2016	25-Jul-16	10400	1,184,000.00	-	1,184,000.00
93	Jodanmed Enterprises	CGK/ADM/RQ/2016-2017/087	Provision of catering services	6/14/2017	27-Jun-17	10399	1,002,000.00	-	1,002,000.00
94	Karama Business women	CGK/ADM/RQ/2016-2017/088	Provision of cleaning services	8/17/2017	26-Nov-16	7164	544,333.00	-	544,333.00
95	Karama Business women	CGK/ADM/RQ/2016-2017/089	Provision of cleaning services	9/28/2017	1-Jul-17	7163	344,333.00	-	344,333.00
96	Karama Business women	CGK/ADM/RQ/2016-2017/090	Provision of cleaning services	9/29/2017	6/5/6/2/2017	7165	3,043,785.00	-	3,043,785.00
97	Employment Investment	DIRECT PROCUREMENT	Supply & delivery of items to FOOTRH	10/21/2017	27-Oct-17	7797	1,890,490.00	-	1,890,490.00
98	Staxx Insurance Agencies	CGK/ADM/RQ/2017-2018/001	Provision of insurance cover	2/02/2018	8-Feb-18	8683	2,171,418.00	-	2,171,418.00
99	Badgley art Bone	CGK/ADM/RQ/2017-2018/002	Repair & maintenance of executive office	02/2/2018	5-Jun-18	7245	353,600.00	-	353,600.00
100	Firm Assurance CO LTD	CGK/ADM/RQ/2017-2018/003	Provision of insurance cover	2/9/2018	8-Feb-18	8684	2,020,592.00	-	2,020,592.00
101	TOYOTA KENYA LTD	CGK/ADM/RQ/2017-2018/004	replacement of woid brakes	2/13/2018	15-Feb-18	7248	68,208.00	-	68,208.00
102	Moga auto service	CGK/ADM/RQ/2017-2018/005	Provision of normal service	2/20/2018	20-Feb-18	7246	359,800.00	-	359,800.00
103	Omasa Njaga & company	CGK/ADM/RQ/2017-2018/006	Legal fees for civil appeal no 177 of 2010	3/28/2018	28-Mar-18		64,031.00	-	64,031.00
104	Advocates	CGK/ADM/RQ/2017-2018/007	Provision of Routine Service	4/13/2018	12-Apr-18		17,000.00	-	17,000.00
105	Toyosa Kenya LTD	CGK/ADM/RQ/2017-2018/008	motor vehicle repairs	4/19/2018	8-May-18	8674	305,170.00	-	305,170.00
106	Elyvo Motors Limited	CGK/ADM/RQ/2017-2018/009	Repair and Maintenance of Motor vehicle	24/11/2017	24-Nov-17	7230	72,200.00	-	72,200.00
107	Moga auto service	CGK/ADM/RQ/2017-2018/010	Conference facility contribution	6/5/2018	5-Jun-18		150,000.00	-	150,000.00
108	Council of Governors	CGK/ADM/RQ/2017-2018/011	motor vehicle repairs	26/10/2018	6-Jul-18	8969	211,393.76	-	211,393.76
109	Hefem Auto Services	CGK/ADM/RQ/2017-2018/012	Repair and servicing of vehicle	5-Jan-17	5-Jan-17	8823	47,300.00	-	47,300.00
110	Moga auto service	CGK/ADM/RQ/2017-2018/013	Provision of security services	6/04/9		6049	453,600.00	-	453,600.00
111	Pride Kings Services	CGK/ADM/RQ/2017-2018/014	Provision of insurance services	6/19/2018	6-Jun-18	6196	34,300.00	-	34,300.00
112	Kajjoro Best Motors	CGK/ADM/RQ/2017-2018/015	Provision of insurance services	11/2/2018	7-Sep-18	5061	1,845,553.00	-	1,845,553.00
113	Jehocelle insurance	CGK/ADM/RQ/2017-2018/016	Provision of prepaid international certificates of vaccination	12/15/2016	20-Jan-17	5715	600,000.00	-	600,000.00
114	Deluxe Enterprises	CGK/ADM/RQ/2017-2018/017	Repair and maintenance of motor vehicles	1/16/2017	4-Jun-18	5064	463,560.00	-	463,560.00
115	Watsons Lako garage	CGK/ADM/RQ/2017-2018/018	Normal service to CGK617K	5/16/2017	16-May-17	5529	200,400.00	-	200,400.00
116	Kenya School of Government	CGK/ADM/RQ/2017-2018/019	Training for Emase Awor Cor	2/21/2018			60,320.00	-	60,320.00

117	Venture Capital Business	CGK/R/FO/2015-2016/018	Supply of laboratory reagents pilot gas	Health services	15-Jan-17	7-Jun-17	5725	1,750,000.00	1,750,000.00
118	Magis auto service	CGK/R/FPW/MS/2016-	Repair and servicing of vehicle	Roads Transport & Public Works	6/7/2016	23-Aug-16	1813	1,735,000.00	1,735,000.00
119	Magis auto service	CGK/R/FPW/MS/2016-	Payment for assumed Motor vehicle services	Roads Transport & Public Works	1/2/2016	2-Dec-16	1842	1,989,900.00	1,989,900.00
120	Nellmark Engineering	CGK/R/FPW/PQS/2016-	Repair of plant & equipment	Roads Transport & Public Works	1/2/2016	27-Mar-17	4197	3,270,000.00	3,270,000.00
121	BRT/COM (S) LIMITED	CGK/R/FPW/PQS/2016-	Internet Subscriptions	Roads Transport & Public Works	5/1/2017	18-Mar-17	4177	228,000.00	228,000.00
122	Carly & Cary	CGK/R/FPW/PQS/2016-	Provision of cleaning services and ground works	Roads Transport & Public Works	6/29/2017	30-Jun-17	3829	124,744.67	124,744.67
123	Hartmar Investments	CGK/R/FPW/PQS/2017-	Provision of maintenance of XCMG wheel loader 9814	Roads Transport & Public Works	11/2/2017	8-Feb-18	85548353	3,090,000.00	3,090,000.00
124	Nellmark Engineering	CGK/R/FPW/PQS/2017-	Provision for repair of motor vehicle	Roads Transport & Public Works	2/28/2018	2/29/2018	8599	217,500.00	217,500.00
125	MPF Document solutions limited	DIRECT PROCUREMENT	Routine services for departmental photocopies	Roads Transport & Public Works	3/1/2018	31-Oct-17	8608	259,212.00	259,212.00
126	Swiss Insurance Agency	CGK/R/FPW/NE/2017-2018	Provision of Insurance Cover	Roads Transport & Public Works	3/21/2018	26-Mar-18	8610	1,570,079.00	1,570,079.00
127	Magis Auto Service	CGK/R/FPW/PQS/2016-	Provision of Motor Vehicle services	Roads Transport & Public Works	26/7/2018	16-Mar-17	6960	1,891,800.00	1,891,800.00
128	Magis Auto Service	CGK/R/FPW/PQS/2016-	Provision of security services	Roads Transport & Public Works	2/06/2016	29-Mar-17	3132	540,000.00	540,000.00
129	Central communication	CGK/R/FPW/EN/2016-	Training and capacity building for boda boda operators	Roads Transport & Public Works	24-Jan-16	2-Aug-16	3834	3,090,000.00	3,090,000.00
130	Magis Auto Service	CGK/R/FPW/EN/2016-2017/3	Insurance Cover	Water Environment & Natural Resources	2/9/2017	3-Mar-17	6298	677,215.00	677,215.00
131	Magis Auto Service	CGK/R/FPW/EN/2016-2017/3	Provision of routine services	Water Environment & Natural Resources	3/1/2017	1-Mar-17	9434	320,000.00	320,000.00
132	Madison Insurance company	CGK/R/FPW/EN/2016-2017/3	Insurance Cover	Water Environment & Natural Resources	7/4/2017	11-Apr-17	9402	210,985.00	210,985.00
133	CMC Motors	CGK/R/FPW/EN/2016-2017/3	Payment for full service	Water Environment & Natural Resources	4/11/2017	18-Mar-17	9404	1,000,979.00	1,000,979.00
134	Magis auto service	CGK/R/FPW/EN/2016-2017/3	Repair and servicing of vehicle	Water Environment & Natural Resources	4/19/2017	19-Apr-17	9445	27,600.00	27,600.00
135	Engineering	CGK/R/FPW/EN/2016-2017/3	Service of departmental vehicles	Water Environment & Natural Resources	1/21/2017	12-Apr-18	84697470	1,452,020.00	1,452,020.00
136	Avaya Agencies LTD	CGK/R/FPW/EN/2016-2017/3	Provision of cleaning services to water department	Water Environment & Natural Resources	4/23/2018	12-Apr-18	7493	2,393,000.00	2,393,000.00
137	Hope Urban Environmental Research & Investment company limited	CGK/R/FPW/EN/2017-	Consultancy service for social management frame work in the context of GDP	Water Environment & Natural Resources	4/24/2018	31-May-18	5812	3,084,000.00	3,084,000.00
138	Outgroup Investments	CGK/R/FPW/EN/2017-2018	Installation of curtains	Water Environment & Natural Resources	4/26/2018	17-May-18	8483	574,943.30	574,943.30
139	Roads Investment Group limited	CGK/R/FPW/EN/2017-2018	Supply and delivery of cargo grass,benzene seal and hydraulic fluid	Water Environment & Natural Resources	5/9/2018	21-May-18	7138	424,560.00	424,560.00
140	Mosmed Investment	CGK/R/FPW/EN/2017-2018	Provision of cleaning services to various subcounty	Water Environment & Natural Resources	6/1/2018	7490	1,500,000.00	1,500,000.00	
141	Dedim Enterprises	CGK/R/FPW/EN/2017-2018/20	Devolution Conference exhibition materials	Water Environment & Natural Resources	6/18/2018	7911	338,571.00	338,571.00	
142	Vomere Ventures Supplies	CGK/R/FPW/EN/2017-2018	Reata water supply	Water Environment & Natural Resources	6/29/2018	25-Jun-18	5843	292,160.00	292,160.00
143	Magis auto service	CGK/R/FPW/EN/2016-	Normal service to KBP 621V	Water Environment & Natural Resources	25/5/2017	21-Mar-17	9439	43,600.00	43,600.00
144	PAYROLL DEDUCTIONS		SOCIAL WELFARE DEDUCTIONS	FINANCE				14,135,281.50	14,135,281.50
145	GRATUITY & MEDALLION AWARDS		GRATUITY & MEDALLION OWED TO VARIOUS STAFFS	FINANCE				278,268,939.31	278,268,939.31
146	LEGAL FEES		COURT DECRIES AND LEGAL FEES	FINANCE				324,737,897.42	324,737,897.42
	TOTAL							786,020,706.36	786,020,706.36

PENDING BILLS FY 2019-2020 (CONSTRUCTION OF BUILDING)										
NO	PAYEE	CONTRACT No.	DETAILS	EXPENDITURE TYPE	DEPARTMENT	CONTRACT DATE	COMPLETION DATE	LSO/LPO	CONTRACT SUM	AMOUNT PAYABLE
1	BRALENS AGENCIES	CGK/ED/KW/2019-2020/065	COMPLETION OF YATH RATENG ECD CLASS ROOM	DEVELOPMENT	EDUCATION, ICT & HRD	5/11/2020	6/18/2020	12042	693,300.00	693,100.00
2	HAWAII SYSTEM	CGK/H&S/2019-2020/061	CONSTRUCTION OF DAGO KOTIENDE HEALTH CENTRE	DEVELOPMENT	HEALTH & SANITATION	5/27/2020	6/25/2020	11728	1,990,150.00	1,990,150.00
3	NOVA CRILMEDER INVESTMENTS	CGK/ED/KW/2019-2020	CONSTRUCTION OF ODOWA ECD CLASSROOM	DEVELOPMENT	EDUCATION, ICT & HRD	5/8/2020	6/22/2020	12813	1,398,820.00	1,389,360.00
4	DALTON ENTERPRISES LTD	CGK/H&S/2019-2020/056	MATERNITY BLOCK AND WARD/CHIGA HEALTH CENTRE	DEVELOPMENT	HEALTH & SANITATION	3/17/2020	6/4/2020	11707	3,967,674.00	3,897,114.00
5	APPLE ROAD ENTERPRISES	CGK/H&S/2019-2020/079	CONSTRUCTION THEATER IN CHILAMBO HOSPITAL	DEVELOPMENT	HEALTH & SANITATION	4/13/2020	6/16/2020	11726	5,839,846.00	4,006,988.00
6	LYNNE CIRCLE ENTERPRISES	CGK/ED/KC/2019-2020	COMPLETION OF ECD AT VICTORIA	DEVELOPMENT	EDUCATION, ICT & HRD	5/8/2020	6/19/2020	12814	997,500.00	997,500.00
7	HOPESTAR LOGISTIC	CGK/ED/NYK/2019-2020	COMPLETION OF RACHIER ECD	DEVELOPMENT	EDUCATION, ICT & HRD	5/8/2020	6/15/2020	12803	794,400.00	766,742.00
8	ATCOST STRUCTURE	CGK/ED/2019-2020/121	CONSTRUCTION OF MIRIER ECD	DEVELOPMENT	EDUCATION, ICT & HRD	5/8/2020	6/26/2020	11792	1,442,228.00	1,046,238.00
9	AKISH GENERAL AGENCIES	CGK/ED/2019-2020/109	COMPLETION OF ASOL ECD ROOM	DEVELOPMENT	EDUCATION, ICT & HRD	5/8/2020	6/29/2020	11778	887,110.00	880,210.00
10	FRANCLIDE COMPANY LTD	CGK/S/ED/2019-2020	CONSTRUCTION OF PI LATRINE AT ASING ECD	DEVELOPMENT	EDUCATION, ICT & HRD	2/11/2020	6/26/2020	12037	997,100.00	997,100.00
11	PHEROZE INTERNATIONAL	CGK/H&S/2019-2020/061	CONSTRUCTION OF MAWEMBE KODERA	DEVELOPMENT	HEALTH & SANITATION	3/17/2020	6/23/2020	11710	3,792,365.00	3,970,628.96
12	ABELA INVESTMENT	CGK/H&S/2019-2020/006	DISPENSARY CONSTRUCTION OF KORU MATERNITY	DEVELOPMENT	HEALTH & SANITATION	5/14/2020	6/19/2020	11733	1,796,295.00	1,795,994.00
13	GRADEMARK INVESTMENT	CGK/H&S/2019-2020/27	CONSTRUCTION OF MIRIU DISPENSARY	DEVELOPMENT	HEALTH & SANITATION	6/9/2020	6/15/2020	11745	999,935.00	979,936.30
14	SAHSS GENERAL	CGK/H&S/2019-2020/041	COMPLETION OF KEDUM DISPENSARY	DEVELOPMENT	HEALTH & SANITATION	5/27/2020	6/12/2020	11732	1,997,914.40	1,952,258.00
15	EVANTON COMPANY LTD	CGK/NYD/ED/2019-2020	COMPLETION OF ECD CLASSROOM AT OMBAKA	DEVELOPMENT	EDUCATION, ICT & HRD	5/8/2020	6/18/2020	11797	700,000.00	389,841.00
16	ROSTITO AGENCIES	CGK/RFQ/ED/2019-2020/035	CONSTRUCTION OF TWIN ECD CLASSROOM AT KOSAWO	DEVELOPMENT	EDUCATION, ICT & HRD	2/3/2020	6/22/2020	12020	3,799,904.80	3,768,545.00

17	DAMAROB INTERNATIONAL	CGK/H&S/2019- 2020/047	CONSTRUCTION OF RODI MATERNITY	DEVELOPMENT	HEALTH & SANITATION	3/17/2020	6/4/2020	11714	3,999,700.00	3,283,550.00
18	PEDEZA BUILDING COMPANY	CGK/H&S/2019- 2020/018	CONSTRUCTION OF OUTPATIENT WARD AT KUOYO DISPENSARY	DEVELOPMENT	HEALTH & SANITATION	3/17/2020	5/28/2020	11716	2,950,100.00	2,796,190.00
19	DAMAROB INTERNATIONAL	CGK/H&S/2019- 2020/063	CONSTRUCTION HUMA DISPENSARY	DEVELOPMENT	HEALTH & SANITATION	3/17/2020	5/29/2020	11713	2,996,630.00	2,984,260.00
20	CITY GIRL ENTERPRISES	CGK/H&S/2019- 2020/002	COMPLETION OF KOLENYO DISPENSARY STAFF HOLISES	DEVELOPMENT	HEALTH & SANITATION	5/27/2020	6/17/2020	7954	799,425.00	799,400.00
21	THRIVENT ENTERPRISES	CGK/H&S/2019- 2020/035	CONSTRUCTION OF FEMALE WARD AT MASOGO	DEVELOPMENT	HEALTH & SANITATION	3/17/2020	5/21/2020	11718	2,999,406.00	2,965,433.10
22	APPLE ROAD ENTERPRISES	CGK/H&S/2019- 2020/022	COMPLETION OF SIGOTI HEALTH CENTRE	DEVELOPMENT	HEALTH & SANITATION	3/9/2020	6/12/2020	11712	2,971,920.00	2,908,493.00
23	SAHSS GENERAL	CGK/H&S/2019- 2020/021	COMPLETION OF NGEGE DISPENSARY	DEVELOPMENT	HEALTH & SANITATION	3/9/2020	6/16/2020	11717	2,993,496.00	2,993,300.00
24	DEEPSKYS LIMITED	CGK/ED/2019- 2020/074	COMPLETION OF ECD CLASSROOM AT RUNDA	DEVELOPMENT	EDUCATION,ICT & HRD	5/8/2020	6/29/2020	12821	495,204.00	465,276.00
25	ELODY ENTERPRISES	CGL/ED/KE/2018- 2019/034	CONSTRUCTION 2 ECD CLASSROOM AT ONGADI PRV	DEVELOPMENT	EDUCATION,ICT & HRD	8/5/2020	6/10/2020	12824	1,500,000.00	1,470,295.00
26	CITY GIRL ENTERPRISES	CGK/H&S/2019- 2020/055	COMPLETION OF OBINO DISPENSARY	DEVELOPMENT	HEALTH & SANITATION	3/9/2020	6/18/2020	11708	2,965,656.00	2,954,680.00
27	BAJACH COMPANY LIMITED	CGK/ED/NYD/2019- 2020/	CONSTRUCTION OF KOSIDA ECD	DEVELOPMENT	EDUCATION,ICT & HRD	5/8/2020	6/21/2020	12808	1,499,470.00	1,498,290.00
28	FREMAL SERVICES	CGK/H&S/2019- 2020/046	COMPLETION OF OMBAKA DISPENSARY	DEVELOPMENT	HEALTH & SANITATION	3/9/2020	6/10/2020	11705	2,985,416.00	2,115,248.00
29	KIBIRI GENERAL MERCHANTS	CGK/ED/S/2019-2020	COMPLETION OF ALUNGO ECD	DEVELOPMENT	EDUCATION,ICT & HRD	5/8/2020	6/29/2020	11795	795,550.00	789,800.00
30	PHINATO CONSTRUCTION &GENERAL SUPPLIES	CGK/ED/KW/2019- 2020	COMPLETION OF TWO ECD CLASSES AT SIDIKA PRIMARY SCHOOL KISUMU WEST -SUBCOUNTY	DEVELOPMENT	EDUCATION,ICT & HRD	4/20/2020	6/10/2020	12041	1,999,940.00	1,318,140.00
31	SEVEN N ENTERPRISES	CGK/H&S/19-20/011	CONSTRUCTION OF OGANGO HEALTH CENTER PHASEII	DEVELOPMENT	HEALTH & SANITATION	2/23/2020	6/12/2020	11715	2,969,020.00	2,968,208.00
32	KREMOOH ENTERPRISES	CGK/ED/KE/2019- 2020/085	COMPLETION OF OMUNGI ECDE	DEVELOPMENT	EDUCATION,ICT & HRD	5/11/2020	6/26/2020	12029	540,500.00	475,000.00

NO	PAYEE	CONTRACT No.	DETAILS	DEPARTMENT	EXPENDITURE TYPE	CONTRACT DATE	COMPLETION DATE	LSO/LPO	CONTRACT SUM	AMOUNT PAYABLE
33	WINZCO ENGINEERING COMPANY	CGK/ED/2017-2018/036	CONSTRUCTION OF NANSIETA ECD CLASSROOM	DEVELOPMENT	EDUCATION, ICT & HRD	4/25/2018	6/18/2019	7686	775,307.20	649,420.00
34	PHINATO COMPANY	CGK/ED/KW/2019-2020	COMPLETION OF NYAHERA RESOURCE CENTRE	DEVELOPMENT	EDUCATION, ICT & HRD	5/8/2020	6/29/2020	12828	1,495,820.00	1,261,500.00
35	LAYDOS COMPANY LIMITED	CGK/ED/2019-2020/123	CONSTRUCTION OF OMORE ECD CLASSROOM	DEVELOPMENT	EDUCATION, ICT & HRD	5/8/2020	6/29/2020	12828	1,495,820.00	1,261,500.00
36	LUFIX AGENCIES LIMITED	CGK/MUH/ED/2019-2020	CONSTRUCTION OF KUNYA ECD IN MUHURONI	DEVELOPMENT	EDUCATION, ICT & HRD	4/20/2020	6/30/2020	11765	1,799,170.00	1,494,190.20
37	MASLANY COMPANY LTD	CGK/NYK/ED/2019-2020	COMPLETION OF OKODE ECD CLASSROOM	DEVELOPMENT	EDUCATION, ICT & HRD	5/8/2020	6/30/2020	11765	1,799,170.00	1,494,190.20
38	APPLE ROAD ENTERPRISES	CGK/NYK/ED/2019-2020	COMPLETION OF ARDGE VTC CLASSROOM	DEVELOPMENT	EDUCATION, ICT & HRD	5/8/2020	6/22/2020	11782	690,950.00	850,450.00
39	SEDNA ENTERPRISES	CGK/H&S/2018-2019/052	CONSTRUCTION OF KOSAO DISPENSARY	DEVELOPMENT	HEALTH & SANITATION	4/11/2019	6/17/2020	10586	1,994,353.20	680,120.00
40	SONIBO K. LIMITED	CGK/FP/HUDC/2015-2016/03	DOCUMENTATION OF HUDUMA CENTRE OFFICE BLOCK	DEVELOPMENT	FINANCE & ECONOMIC PLANNING	6/3/2016	6/23/2020	4997	16,896,544.20	3,213,969.00
TOTAL										73,500,644.08

PENDING BILLS FY 2019-2020 (CONSTRUCTION OF CIVIL WORKS)

NO	PAYEE	CONTRACT No.	DETAILS	DEPARTMENT	EXPENDITURE TYPE	CONTRACT DATE	COMPLETION DATE	LSO/LPO	CONTRACT SUM	AMOUNT PAYABLE
1	SKYPATH TECHNOLOGIES	CGK/RT&PW/CRF/KCS/KMK/2019-2020/011	CONSTRUCTION OF KAMOKO CULVERT	DEVELOPMENT	ROADS, TRANSPORT & PUBLIC WORKS	4/21/2020	6/26/2020	12427	399,400.00	392,292.00
2	MIFRE COMPANY LIMITED	CGK/W/KSM(SEME)2019-2020/080	EQUIPMENTS OF SIMBAGERO WATER PROJECT	DEVELOPMENT	& NATURAL RESOURCES	5/13/2020	6/10/2020	12329	999,500.00	999,500.00
3	WAMEYA INVESTMENT	CGK/ALF/CP/2019-2020/056	COMPLETION OF FISH BANDAI AT MAWEMBE BEACH	DEVELOPMENT	AGRICULTURE, LIVESTOCK & FISHERIES	4/20/2020	6/5/2020	12559	1,198,980.00	1,198,590.00
4	WAWILI CONTRACTORS	RFQ/2019-2020/047	CONSTRUCTION OF ABINGO ANIMAL DRINKING POND SURVEY	DEVELOPMENT	AGRICULTURE, LIVESTOCK & FISHERIES	2/20/2020	6/23/2020	6930/6931	499,000.00	499,000.00
5	ARARA ENTERPRISES	CGK/ED/2019-2020/0124	CONSTRUCTION OF OKORE OGONDA FENCING	DEVELOPMENT	EDUCATION, ICT & HRD	5/8/2020	6/19/2020	12819	1,418,400.00	1,342,540.00
6	POUSH CONTRACTORS	CGK/W/KSM(NYK)/2019-2020/021	REHAB&EXPANSION OF NYAKACH WATER SUPPLY	DEVELOPMENT	& NATURAL RESOURCES	3/18/2020	25/6/2020	11616	9,707,565.00	3,922,485.00

7	KIBIRI GENERAL MERCHANTS	CGK/W/KSM(MUH)/2019-2020/028	KWARE BOREHOLE W/P	DEVELOPMENT	WATER,ENVIRONMENT &NATURAL RSOUCES	2/11/2020	6/8/2020	11425	999,985.03	999,985.03
8	NENGO ENTERPRISES	CGK/DAILF/IRRI&DR G./RFQ/2019-2020	DESILTATION OF SCHEMES IN OMBEYI SCHEMS	DEVELOPMENT	AGRICULTURE,LIVESTOCK & FISHERIES	2/28/2020	5/29/2020	6934/6935	1,499,200.00	1,499,200.00
9	TECHNOSAM SERVICES	CGK/DAILF/IRRI&DR G./RFQ/2019-2020/016	DIGING AND OPENING OF DRAINAGE CANALS AT KORE	DEVELOPMENT	AGRICULTURE,LIVESTOCK & FISHERIES	2/20/2020	5/29/2020	6928/6929	1,499,000.00	1,499,000.00
10	WAWEYA INVESTMENT	CGK/W/KSM(NYK)/2019-2020/053	MIRIU PIPELINE EXTENSION	DEVELOPMENT	WATER,ENVIRONMENT &NATURAL RSOUCES	6/8/2020	6/25/2020	12339	796,544.00	796,544.00
11	SALVE INVESTMENTS	CGK/RT&PW/CRF/KES /RAJ/2019-2020/063	IMPROVEMENT OF RABOUR ANGOLA ACCESS ROAD	DEVELOPMENT	ROADS,TRANSPORT & PUBLIC WORKS	3/16/2020	6/23/2020	11843	3,824,404.00	3,824,120.96
12	DENIS ENGINEERING SERVICES	CGK/W/KSM(SME)/2019-2020/009	EQUIPING OF NYAMISH WATER PROJECT	DEVELOPMENT	WATER,ENVIRONMENT &NATURAL RSOUCES	2/10/2020	5/13/2020	11434	2,498,200.00	2,498,200.00
13	NYAKWAR OMOGA INVESTMENT	CGK/WCCE&NR/RFQ/2019-2020/027	DESILTATION OF KAWAMA WATER PAN	DEVELOPMENT	WATER,ENVIRONMENT &NATURAL RSOUCES	5/13/2020	6/26/2020	12325	1,498,500.00	1,498,500.00
14	BENUCE CONTRACTORS	COK/91/2019-2020	FENCING AT ANGOLA SOCIAL HALL	DEVELOPMENT	CITY OF KISUMU	4/27/2020	5/28/2020	11792	997,948.00	997,948.00
15	PRESOLIVE ENTERPRISES LTD	CGK/W/KSM(MUH)/2019-2020/020	BRILLING AND EQUIPING OF WATER OF WATER SUPPLY AT KAMORI	DEVELOPMENT	WATER,ENVIRONMENT &NATURAL RSOUCES	1/27/2020	6/12/2020		3,498,819.00	3,055,219.00
16	BRAISA CONSTRUCTION AND SUPPLIES COMPANY	CGK/BCM/2019-2020/021	FENCING AND GATTING AND MURRAMING KASESE MARKET	DEVELOPMENT	BUSINESS, COMMERCE & MARKETING	2/14/2020	6/25/2020	11935	1,999,956.00	1,999,956.00
17	P.SHEFFIELD.K LTD	CGK/DAILF/IRRI& DRG./RFQ/2019-2020/014	DESILTING OF CANAL AT OLASI	DEVELOPMENT	AGRICULTURE,LIVESTOCK & FISHERIES	2/20/2020	5/21/2020	6924/6925	998,000.00	998,000.00
18	ENERGY CONCEPTS KENYA	CGK/W/KSM(HQS)/2019-2020/022	EQUIPING OF 10 BOREHOLES	DEVELOPMENT	WATER,ENVIRONMENT &NATURAL RSOUCES	4/7/2020	6/25/2020	11620	14,792,375.00	14,792,375.00
19	TECHNOSAM SERVICES LTD	CGK/DALF/IRRI& DR G./RFQ/2019-2020/012	DIGING AND OPENING OF DRAINAGE CANALS AT KORE	DEVELOPMENT	AGRICULTURE,LIVESTOCK & FISHERIES	2/28/2020	5/21/2020	6938/6939/6940	1,499,000.00	1,499,000.00
20	PAWACON PROJECT LTD	CGK/H&S/2019-2020/029	FENCING AND GATING OF NYAKOKO DISPENCARY	DEVELOPMENT	HEALTH & SANITATION	5/27/2020	6/23/2020	11736	986,475.60	986,475.60
21	NANDI CONSTRUCTION LTD	CGK/ALF/2019-2020/013	CONSTRUCTION OF CATTLE DIP AT GOYO -KISUMU	DEVELOPMENT	AGRICULTURE,LIVESTOCK & FISHERIES	4/17/2020	6/25/2020	12561	1,199,000.00	730,240.00
22	AMADAN INVESTMENT	CGK/W/KSM(NYK)2019-2020/054	PIPELINE EXTENTION AT DIENY WATER PROJECT	DEVELOPMENT	WATER,ENVIRONMENT &NATURAL RSOUCES	4/28/2020	6/24/2020	12309	998,900.00	998,900.00

23	KAMACHAGA ENTERPRISES	CGK/W/KSM(NYD)2019-2020/052	OGWE WATER PROJECT CONSTRUCTION	DEVELOPMENT	WATER,ENVIRONMENT & NATURAL RESOURCES	5/13/2020	6/29/2020	12334	1,499,290.00	1,499,290.00
24	LYNNE CIRCLE ENTERPRISES	CGK/H&S/2019-2020/076	REHABILITATION OF OTIENG OWELA MATERNITY WING	DEVELOPMENT	HEALTH & SANITATION	5/27/2020	6/23/2020	11738	1,496,400.00	1,476,400.00
25	BABEL CONTRACTORS	CGK/RT&PW/CRF/SME /SIN/2019-2020/006	IMPROVEMENT OF ST JAMES NYAGUM ACCESS ROAD	DEVELOPMENT	ROADS, TRANSPORT & PUBLIC WORKS	2/24/2020	6/17/2020	11042	3,207,817.60	2,863,448.00
26	PHILSAM COMPANY LTD	CGK/W/KSM(WI)/2019-2020/017	REHABILITATION OF KISUMU RURAL W/P	DEVELOPMENT	WATER,ENVIRONMENT & NATURAL RESOURCES	4/7/2020	6/26/2020	11617	8,804,080.00	4,475,000.00
27	TANALE GENERAL MERCHANTS	CGK/RFQ/EB/FL/2019-2020/018	SUPPLY OF SOLAR LIGHTS AT KOBURA WARD	DEVELOPMENT	ENERGY & INDUSTRIALIZATION	2/20/2020	5/20/2020	7379	1,499,500.00	1,499,500.00
28	LAKEWAYS CLASSIC ENGINEERING	CGK/W/KSM(MU/HI)/2019-2020/003	EQUIPING OF NYAKOKO BOREHOLE	DEVELOPMENT	WATER,ENVIRONMENT & NATURAL RESOURCES	2/10/2020	6/8/2020	11416	2,498,480.00	2,498,480.00
29	DALTON ENTERPRISES LTD	CGK/W/CCE&NR/RFQ/2019-2020/014	EXCAVATION & CONSTRUCTION OF CANAL WATERS AT RIVER OSUE	DEVELOPMENT	WATER,ENVIRONMENT & NATURAL RESOURCES	2/11/2020	6/8/2020	11439	999,140.00	999,140.00
30	LAKEWAYS CLASSIC ENGINEERING	CGK/W/KSM(SME)2019-2020/007	EQUIPING OF MARIWA VOCATIONAL WATER PROJECT	DEVELOPMENT	WATER,ENVIRONMENT & NATURAL RESOURCES	1/27/2020	5/13/2020	11429	2,417,640.00	2,497,640.00
31	LYNEVE INVESTMENT	CGK/W/CCE&NR/RFQ/2019-2020/022	EVAQUATION OF WOZLE AT RAILWAYS	DEVELOPMENT	WATER,ENVIRONMENT & NATURAL RESOURCES	4/28/2020	6/23/2020	12306	1,999,000.00	1,999,000.00
32	TICHO ENTERPRISES LTD	CGK/RT&PW/CRF/MU H/FMM/2019-2020/007	IMPROVEMENT OF MAMA FATUMA TURN OFF	DEVELOPMENT	ROADS, TRANSPORT & PUBLIC WORKS	3/13/2020	6/22/2020	11848	4,498,315.00	4,096,273.00
33	SADAJO LTD	CGK/RT&PW/CRF/NYK /TRK/2019-2020/014	OPENING AND IMPROVEMENT OF THOR-GEM OBWON PR.RARIEDA KOKETCH ACCESS ROAD	DEVELOPMENT	ROADS, TRANSPORT & PUBLIC WORKS	3/10/2020	6/24/2020	11004	4,960,788.00	2,397,221.00
34	BABEL CONTRACTORS LTD	CGK/RFQ/EB/KSM-NYD/2019-2020/038	EQUIPING BOREHOLE AT KOCHIENG	DEVELOPMENT	ENERGY & INDUSTRIALIZATION	5/5/2020	6/29/2020		4,199,850.00	4,199,850.00
35	LAKE MOTORS CYCLE	COM/76/2019-2020	REMOVAL OF DEBRIS FROM UHURU BUSINESS MARKET	DEVELOPMENT	CITY OF KISUMU	4/29/2020	5/18/2020	11775	2,874,549.00	2,874,549.00

36	MWIJO LTD	CGK/E&I/FL/2019-2020/009	SUPPLY ,INSTALLATION AND COMMISSING OF NO HIGH MAST FLOODLIGHT	DEVELOPMENT	ENERGY & INDUSTRIALIZATION	3/16/2020	6/8/2020	12270	1,991,911.40	1,991,911.40
37	BRECHU COMPANY LTD	CGK/RT&PW/RMLF/SME/KOK/2019-2020/016	IMPROVEMENT OF KOLENYO KINDIX ACCESS ROAD	DEVELOPMENT	ROADS, TRANSPORT & PUBLIC WORKS	1/27/2020	6/24/2020	11814	2,895,012.00	2,894,883.00
38	IZA MARVELS GENERAL	CGK/RT&PW/CRF/KWS/MGN/2019-2020/050	OPENING AND IMPROVEMENT OF MUGULI NYAWITA ACCESS ROAD	DEVELOPMENT	ROADS, TRANSPORT & PUBLIC WORKS	3/16/2020	6/24/2020	11020	2,805,692.00	2,804,521.00
39	GEDASU ENTERPRISES	CGK/RT&PW/CRF/KWS/SJM/2019-2020/067	IMPROVEMENT OF SINYOLO FUNCTION MAKITU ACCESS ROAD	DEVELOPMENT	ROADS, TRANSPORT & PUBLIC WORKS	3/16/2020	6/26/2020	11028	3,796,343.00	2,009,053.00
40	BONIATA LTD	CGK/W/KSME/2019-2020/030	EQUIPING OF JUAKALI BOREHOLE	DEVELOPMENT	WATER, ENVIRONMENT & NATURAL RESOURCES	2/11/2020	6/19/2020	11450	2,499,388.00	2,499,338.00
41	SIMEPHENEX ENTERPRISES	CGK/W/KSME/2019-2020/030	GILA KOLUOCH PIPING WATER PROJECT	DEVELOPMENT	WATER, ENVIRONMENT & NATURAL RESOURCES	2/11/2020	6/25/2020	11427	2,994,350.00	2,916,780.00
42	THOROMONO ENTERPRISES	CGK/DALF/CP/2019-2020/056	CONSTRUCTION OF POULTRY HOUSE IN SHAURI MOYO	DEVELOPMENT	AGRICULTURE, LIVESTOCK & FISHERIES	4/20/2020	6/22/2020	12566	1,240,045.00	1,240,045.00
43	EQYPRO EAST AFRICA	CGK/T/2015-2016/01	CONSTRUCTION OF MODERN RETAIL MARKET PAP ONDITI MARKET	DEVELOPMENT	TOURISM, CULTURE & SPORTS	3/31/2016	6/23/2020		42,400,000.00	26,194,018.30
44	P. SHEFFIELD. K LTD	CGK/DALF/RFQ/2019-2020/054	CONSTRUCTION OF CRUSH PEN IN CENTRAL SEME WARD	DEVELOPMENT	AGRICULTURE, LIVESTOCK & FISHERIES	4/17/2020	6/17/2020		574,350.00	574,350.00
45	NYASMOS CONTRACTORS	CGK/W/KSM(NYD)2019-2020/004	CONSTRUCTION OF KOLAL WATER PROJECT	DEVELOPMENT	WATER, ENVIRONMENT & NATURAL RESOURCES	2/11/2020	6/8/2020	11421	2,986,000.00	2,986,000.00
46	KAMUNDA BUILDING & GENERAL CONTRACTORS	CGK/W/KSM(NYD)2019-2020/001	CONSTRUCTION OF PIPELINE EXTENSION AT AYILICHU	DEVELOPMENT	WATER, ENVIRONMENT & NATURAL RESOURCES	2/11/2020	6/15/2020	11424	1,494,300.00	1,494,300.00
47	DAMAROB'S INTERNATIONAL	CGK/W/KSM(NYD)2019-2020/013	PIPELINE EXTENSION AT NYANGANI WATER PROJECT	DEVELOPMENT	WATER, ENVIRONMENT & NATURAL RESOURCES	2/10/2020	6/12/2020	11419	1,497,190.00	1,497,190.00
48	WILGOSAM LTD	CGK/WCCR&NR/RFQ/2019-2020/033	CONSTRUCTION OF KOLONGA WATER PROJECT	DEVELOPMENT	WATER, ENVIRONMENT & NATURAL RESOURCES	6/8/2020	6/16/2020	12343	498,975.00	498,975.00

63	LAGGRY ENTERPRISES	CGK/E&I/FL/2019-2020/015	SUPPLY, INSTALLATION & COMMISSIONING OF 1 HIGH MAST FLOODLIGHT IN NYALENDA A WARD	DEVELOPMENT	ENERGY & INDUSTRIALIZATION	2/6/2020	6/29/2020	12258	2,000,000.00	2,000,000.00
64	LAKE BASIN HOLDING LIMITED	CGK/RT&PW/CRF/KES/DMB/2019-2020/001	OPENING OF DUBAI - MIRACLE BRIDGE ACCESS ROAD	DEVELOPMENT	ROADS, TRANSPORT & PUBLIC WORKS	3/13/2020	6/23/2020	11847	3,563,462.00	3,562,662.00
65	REALVENAS ENTERPRISES	CGK/E&I/FL/2019-2020	SUPPLY, INSTALLATION & COMMISSIONING OF 1 HIGH MAST FLOODLIGHT AT ROBERT OUKO WARD	DEVELOPMENT	ENERGY & INDUSTRIALIZATION	3/19/2020	6/8/2020	12265	1,999,157.92	1,999,157.92
66	MIKAYI ENTERPRISES LIMITED	CGK/W/KSM(NYD)/2019-2020/081	WANG'NGA'A WATER PROJECT	DEVELOPMENT	WATER, ENVIRONMENT & NATURAL RESOURCES	4/14/2020	6/18/2020	12307	3,496,235.00	3,496,235.00
67	LAVROX COMPANY LTD	CGK/SP/KSM(NYD)/2019-2020/040	DESILTING OF GOGNI STREAM	DEVELOPMENT	FINANCE & ECONOMIC PLANNING	5/11/2020	5/26/2020	12712	2,499,980.00	2,499,980.00
68	KIBIRI GENERAL MERCHANTS	CGK/W/CCE&NR/RFQ/2019-2020/018	SUPPLY & GROWING OF TREE SEEDLINGS IN KONDELE	DEVELOPMENT	WATER, ENVIRONMENT & NATURAL RESOURCES	2/11/2020	6/23/2020	11445	999,850.00	999,850.00
69	LAVROX COMPANY LTD	CGK/SP/KSM(NYD)/2019-2020/041	DESILTING OF KADINDA STREAM	DEVELOPMENT	FINANCE & ECONOMIC PLANNING	5/11/2020	5/26/2020	12713	2,499,990.00	2,499,990.00
70	ALBERT AND SONS CONSTRUCTION	CGK/BCM/RFQ/2019-2020/013	PROPOSED MURRAMING OF NYANGANDE MARKET IN NYANDO	DEVELOPMENT	BUSINESS, COMMERCE & MARKETING	1/28/2020	5/15/2020	11146	2,099,600.00	2,099,600.00
71	NORRIS AGENCY LTD	CGK/E&I/RFQ/2019-2020/006	SUPPLY, INSTALLATION & COMMISSIONING OF 1 FLOODLIGHT AT ARINA COMMUNITY HALL	DEVELOPMENT	ENERGY & INDUSTRIALIZATION	2/6/2020	6/30/2020	12260	1,999,236.80	1,999,236.80
72	TIDERS LIMITED	CGK/BCM/RFQ/2019-2020/011	CONSTRUCTION OF MARKET SHADE AT KOBONG'O MARKET	DEVELOPMENT	BUSINESS, COMMERCE & MARKETING	2/14/2020	6/19/2020	11140	1,488,848.00	1,467,594.10
73	NAM RAJOPE SUPPLIES & SERVICES	CGK/RT&PW/CRF/MUH/LSK/2019-2020/089	OPENING & IMPROVEMENT OF LWALA SCHOOL ACCESS ROAD	DEVELOPMENT	ROADS, TRANSPORT & PUBLIC WORKS	4/24/2020	6/26/2020	12413	2,992,394.00	2,714,400.00

74	DEEPSKYS LIMITED	CGK/RT&PW/CRF/NYK/BOIN/2019-2020/083	OPENING OF BOLO NYAMARIMBA ACCESS ROAD	DEVELOPMENT	ROADS, TRANSPORT & PUBLIC WORKS	3/10/2020	6/11/2020	11033	3,835,322.00	1,493,790.00
75	GEORRANE ENTERPRISES	CGK/W/KSM/NYD/2019-2020/029	CONSTRUCTION OF GERLECH WATR PROJECT	DEVELOPMENT	WATER, ENVIRONMENT & NATURAL RESOURCES	11/2/2020	6/15/2020	11426	2,999,585.00	2,999,585.00
76	AFIDIZEL ENTERPRISE	CGK/CDOH/RFO/2019-2020/024	EQUIPING OF KORUMBA DISPENSARY	DEVELOPMENT	HEALTH & SANITATION	1/22/2020	4/28/2020		1,296,720.00	1,296,720.00
77	NYAMS TRADING COMPANY LTD	CGK/RT&PW/CRF/NYD/KOH/2019-2020/013	OPENING & IMPROVEMENT OF KANDHOGA A WENDO ACCESS ROAD	DEVELOPMENT	ROADS, TRANSPORT & PUBLIC WORKS	3/10/2020	6/18/2020	11003	4,770,500.00	2,766,600.00
78	BRANDSMEDIA INTERAFRICA	CGK/DALF/CP/2019-2020/053	CONSTRUCTION OF CRUSH PAN IN NYAKACH	DEVELOPMENT	AGRICULTURE, LIVESTOCK & FISHERIES	4/20/2020	6/29/2020	12564	577,850.00	564,284.00
79	CELLUTECH TECHNOLOGIES	CGK/RT&PW/CRF/MU/H/HKA/2019-2020/089	OPENING & IMPROVEMENT OF HAMALINE KOWAKO ACCESS ROAD	DEVELOPMENT	ROADS, TRANSPORT & PUBLIC WORKS	4/24/2020	6/26/2020	12418	1,999,283.00	1,985,734.00
80	ADRICOLS INVESTMENT	CGK/W/NYD/2019-2020/075	DRILLING AND EQUIPING OF LELA PHASE II	DEVELOPMENT	WATER, ENVIRONMENT & NATURAL RESOURCES	5/17/2020	6/15/2020	12305	2,999,970.00	2,999,970.00
81	BENNIMAX SOLUTION ENTERPRISES LTD	CGK/RT&PW/CRF/KW/S/SAV/2019-2020/05	PROTECTION OF WORKS AT HARAMBEE BURLO BOX CULVERT	DEVELOPMENT	ROADS, TRANSPORT & PUBLIC WORKS	4/23/2020	6/26/2020	12415	997,600.00	997,177.00
82	NYAKWAR MIRE ENTERPRISES	CGK/RT&PW/CRF/SME/LUM/2019-2020/056	OPENING & IMPROVEMENT OF LUNGA-MAGWAR ACCESS ROAD	DEVELOPMENT	ROADS, TRANSPORT & PUBLIC WORKS	2/11/2020	6/22/2020	11024	3,598,006.00	2,896,764.00
83	BRAZE LIMITED	CGK/RT&PW/RMLF/K/WS/KDK/2019-2020/018	IMPROVEMENT OF KOCHUNG-DAGO KOKORE-NUMBER GEE-KAHAYA ACCESS ROAD	DEVELOPMENT	ROADS, TRANSPORT & PUBLIC WORKS	1/24/2020	6/9/2020	11832	4,060,522.00	3,097,664.00
84	MUGELLEN INVESTMENT	CGK/RT&PW/CRF/KEES/NKK/2019-2020/064	OPENING, GRADIN G AND GRAVELLING OF NYAYO MARKET - KAGUNDO ACCESS ROAD	DEVELOPMENT	ROADS, TRANSPORT & PUBLIC WORKS	3/13/2020	6/10/2020	11842	1,342,062.00	1,341,250.00
85	TOP STRATEGY ACHIEVERS	CGK/RT&PW/CRF/KW/S/USO/2019-2020/022	OPENING & IMPROVEMENT OF URADI-SABAKO-OBAMBO ACCESS ROAD	DEVELOPMENT	ROADS, TRANSPORT & PUBLIC WORKS	3/10/2020	6/12/2020	11009	3,611,498.00	3,074,667.00

86	CORIGUN INTERNATIONAL LTD	CGK/RT&PW/KWS/KH K/2019-2020/049	OPENING & IMPRVEMENT OF KONA KAYONA-HTCA-KAWITI OTETE RING ROAD	DEVELOPMENT	ROADS, TRANSPORT & PUBLIC WORKS	3/10/2020	6/17/2020	11021	3,200,112.00	3,200,112.00
87	UTUMBE ENTERPRISES	CGK/RT&PW/CRF/NYD /OKT/2019-2020/028	IMPROVEMENT OF ORIWO-KANAM ACCESS ROAD	DEVELOPMENT	ROADS, TRANSPORT & PUBLIC WORKS	4/21/2020	6/22/2020	12407	1,987,103.20	1,981,512.00
88	NYANZA HOLDINGS LTD	CGK/WCCE&NR/RFQ/2 019-2020/009	DESILTING OF QBUJO STREAM	DEVELOPMENT	WATER, ENVIRONMENT & NATURAL RSOURCES	2/10/2020	6/29/2020	11437	999,900.00	999,900.00
89	TSANY COMPANY LTD	CGK/W/KSM/(W)/201 9-2020/068	PIPELINE EXTENSION AT NYAHERA WATER PROJECT	DEVELOPMENT	WATER, ENVIRONMENT & NATURAL RSOURCES	5/8/2020	6/26/2020	12319	1,480,000.00	1,480,000.00
90	DAMINO ENTERPRISES	CGK/WCCE&NR/RFQ/2 019-2020/032	SUPPLY & GROWING OF TREE SEEDLINGS IN KONDFE	DEVELOPMENT	WATER, ENVIRONMENT & NATURAL RSOURCES	5/8/2020	6/30/2020	5112	1,998,800.00	1,998,800.00
91	BASEMENT CONTRACTORS KENYA	CGK/W/KSM(NYK)/201 8-2019/010	USOMA PRIMARY SCHOOL KAGAI PIPELINE EXTENSION	DEVELOPMENT	WATER, ENVIRONMENT & NATURAL RSOURCES	3/15/2019	6/12/2020	8638	892,200.00	892,200.00
92	JAYDOS COMPANY LIMITED	CGK/W/KSM(NYK)/201 9-2020/074	BUNGUMERI PIPELINE COMPLETION	DEVELOPMENT	WATER, ENVIRONMENT & NATURAL RSOURCES	5/14/2020	6/18/2020	12336	798,700.00	798,700.00
93	GENO REALTORS LTD	CGK/W/KSM(W)/2019- 2020/071	EQUIPPING OF KOLUOCH BOREHOLE WATER PROJECT	DEVELOPMENT	WATER, ENVIRONMENT & NATURAL RSOURCES	4/30/2020	6/29/2020	12327	1,299,300.00	942,150.00
94	P.SHEFFIELD.K LTD	CGK/W/KSM/(MUH)/2 019-2020/025	OLASI BOREHOLE DRILLING	DEVELOPMENT	WATER, ENVIRONMENT & NATURAL RSOURCES	6/8/2020	6/29/2020	12342	1,498,000.00	1,498,000.00
95	CHESIMARK LIMITED	CGK/W/KSM €/2019- 2020/079	EQUIPING SIANY - KOKUTO WATER PROJECT	DEVELOPMENT	WATER, ENVIRONMENT & NATURAL RSOURCES	6/8/2020	6/26/2020	12340	1,403,211.00	707,185.50
96	WILKORI BUILDING & CIVIL ENGINEERING LTD	CGK/CTH/T/2015- 2016/002	CONSTRUCTION OF MODERN RETAIL MARKET AT KOMBEWA	DEVELOPMENT	TOURISM, CULTURE & SPORTS	2/24/2016	6/16/2020		35,982,161.80	3,114,738.96
97	SYNOTECH COMPANY	CGK/BCOM/RFQ/2019- 2020/025	CONSTRUCTION OF 4 DOOR PIT LATRINE AT SONGHOR MARKET	DEVELOPMENT	BUSINESS, COMMERCE & MARKETING	2/14/2020	6/18/2020	11141	799,982.00	765,479.00
98	E-LLY ENTERPRISE LTD	CGK/BCOM/2019- 2020/040	RENOVATION OF KOWINO MARKET	DEVELOPMENT	BUSINESS, COMMERCE & MARKETING	2/14/2020	6/30/2020	11931	1,999,480.00	1,999,480.00
99	WAWEYA INVESTMENT	CGK/WCCE&NR/RFQ/2 019-2020/028	DESILTING OF NYAMASARIA STREAM	DEVELOPMENT	WATER, ENVIRONMENT & NATURAL RSOURCES	4/30/2020	6/26/2020	12324	999,040.00	869,164.80
100	GEORRANE ENTERPRISES	COK/53/2019-2020	FENCING & GRAVELLING OF KOWINO MARKET	DEVELOPMENT	CITY OF KISUMU	2/12/2020	5/13/2020	12134	1,199,997.00	1,199,997.00

114	JUDKEN ENTERPRISES	CGK/E&I/RFQ/2019-2020/008	SUPPLY & INSTALLATION AND COMMISSIONING OF 1NO FLOODLIGHT IN SEME	DEVELOPMENT	ENERGY & INDUSTRIALIZATION	4/3/2020	6/8/2020	12264	1,998,871.40	1,998,871.40
115	DEVARO INVESTMENTS	CGK/DALF/IRRIG./RT/2019-2020/061	MBOHA FLAGSHIP PROJECT- OPENING OF MBOHA STREAM	DEVELOPMENT	AGRICULTURE, LIVESTOCK & FISHERIES	5/21/2020	6/18/2020	12576/12577	1,995,200.00	1,995,200.00
116	RUDELWHITE ENTERPRISES	CGK/BCM/2019-2020/007	CONSTRUCTION OF 4 DOOR PIT LATRINE AT OSENG MARKET	DEVELOPMENT	BUSINESS, COMMERCE & MARKETING	2/14/2020	6/18/2020	11136	799,982.00	765,479.00
117	AHEROSPOT GENERAL HARDWARE	CGK/RT&PW/NYD/AWO/AAN/2017-2018/05	IMPROVEMENT OF AWASI-ANGORO ACCESS ROAD	DEVELOPMENT	ROADS, TRANSPORT & PUBLIC WORKS	4/30/2018	6/2/2020		1,999,651.50	418,004.80
118	STRATEGIC OUTCOMES CONSULTANTS	CGK/RT&PW/NYK/CN/DUL/2017-2018/050	IMPROVEMENT OF PAP-ONDITI - LISANA ACCESS ROAD	DEVELOPMENT	ROADS, TRANSPORT & PUBLIC WORKS	5/15/2018	2/7/2020	7920	2,261,217.00	444,512.00
119	WILKORI BUILDING & CIVIL ENGINEERING LTD	CGK/W/KSM/E/2018-2019/023	REHABILITATION OF RATTA COMMUNITY WATER SUPPLY	DEVELOPMENT	WATER, ENVIRONMENT & NATURAL RESOURCES	3/15/2019	12/15/2019	8632	2,480,600.00	2,480,600.00
120	STRONGHOLD LOGISTICS & CONSTRUCTION LTD	CGK/W/KSM/(SME)/2017-2018/032	EQUIPING OF ST. BARNABAS SECONDARY SCHOOL WATER PROJECT	DEVELOPMENT	WATER, ENVIRONMENT & NATURAL RESOURCES	4/10/2018	12/21/2019	5829	1,994,519.00	1,949,519.00
121	KISUMU MODERN ELECTRICAL	CGK/W/KSM(SME)/2019-2020/070	OLUTI PIPELINE EXTENSION	DEVELOPMENT	WATER, ENVIRONMENT & NATURAL RESOURCES	4/27/2020		12320	1,498,500.00	1,498,500.00
122	DORINYA CONTRACTORS	CGK/W/KSM(W)/2017-2018/034	EQUIPING OF KUJOYO SECONDARY SCHOOL	DEVELOPMENT	WATER, ENVIRONMENT & NATURAL RESOURCES	6/21/2018	6/12/2020		1,998,812.00	1,998,872.00
123	SONARA VENTURES	CGKK/W/KSM(NYKI)/2019-2020/036	PIPELINE EXTENSION FROM OREMO TO RAE DISPENSARY	DEVELOPMENT	WATER, ENVIRONMENT & NATURAL RESOURCES	4/27/2020	6/30/2020	12311	2,749,905.00	2,749,905.00
124	DEWAMA CONSTRUCTION	CGK/W/KSM(MUH)/2019-2020/033	EQUIPING OF RAMULA HEALTH CENTRE BOREHOLE	DEVELOPMENT	WATER, ENVIRONMENT & NATURAL RESOURCES	2/10/2020	6/29/2020	11433	2,998,600.00	1,222,100.00
125	EVANTON COMPANY LTD	CGK/WCCE&NR/RFQ/2019-2020/008	DESILTING OF OMBEYI STREAM JUBILEE JUMBO SECTION	DEVELOPMENT	WATER, ENVIRONMENT & NATURAL RESOURCES	2/11/2020	6/26/2020	11438	1,920,000.00	1,670,400.00

1	PRINTEX BRANDS	CGK/CDOH/2019-2020/003	SUPPLY AND DELIVERY OF SURGICAL MASKS	DEVELOPMENT	HEALTH & SANITATION	4/3/2020	4/7/2020	5801	3,000,000.00	3,000,000.00
2	MEAN SCORE	CGK/DALF/RFQ/2019-2020/011	SUPPLY OF IRRIGATION DESIGN AND MAPPING EQUIPMENTS	DEVELOPMENT	AGRICULTURE,LIVESTOCK & FISHERIES	2/28/2020	5/6/2020	5326	1,498,000.00	1,498,000.00
3	KAVICKY VENTURES	CGK/DALF/RFQ/2019-2020/039	SUPPLY AND DELIVERY OF POULTRY EQUIPMENT	DEVELOPMENT	AGRICULTURE,LIVESTOCK & FISHERIES	2/20/2020	6/9/2020	5315/5316	1,830,000.00	1,830,000.00
4	TANALE GENERAL MACHANTS	CGK/ADM/DIR/2019-2020/008	SUPPLY AND DELIVERY OF FOOD ITEM	DEVELOPMENT	GOVERNANCE & ADMINISTRATION	4/30/2020	4/30/2020	10293	499,450.00	499,450.00
5	AGPAULTRY INVESTMENT LTD	CGK/ED/RFQ/2019-2020/012	SUPPLY OF TEACHING AND LEARNING MATERIALS	DEVELOPMENT	EDUCATION,ICT & HRD	11/7/2019	1/28/2020	11004	1,812,600.00	1,812,600.00
6	FREJAN SUPPLIES	CGK/ED/RFQ/2018-2019/093	SUPPLY OF TEACHING AND LEARNING MATERIALS	DEVELOPMENT	EDUCATION,ICT & HRD	4/16/2019	5/20/2019	5032/5029/5030/5031	1,711,068.00	1,711,068.00
7	TETA DIARY & BREEDING	CGK/DALF/OP/DC/2019-2020/001	SUPPLY OF DAIRY COWS	DEVELOPMENT	AGRICULTURE,LIVESTOCK & FISHERIES	6/15/2020	6/29/2020	5361	3,168,000.00	3,168,000.00
8	MERVIC VENTURES	CGK/BCM/RFQ/2019-2020/009	SUPPLY OF LIVESTOCK DISEASE CONTROL EQUIPMENTS	DEVELOPMENT	BUSINESS, COMMERCE & MARKETING	1/24/2020	6/2/2020	10757/10758	570,500.00	570,500.00
9	TANALE GENERAL MERCHANTS	CGK/RFQ/TCAS/2019-2020/044	SUPPLY OF SPORTS EQUIPMENTS	DEVELOPMENT	TOURISM,CULTURE & SPORTS	6/5/2020	6/23/2020	9149	1,999,000.00	1,999,000.00
10	SHANASH GENERAL	CGK/ED/2019-2020/083	SUPPLY OF CURTAINS AND LININGS	DEVELOPMENT	EDUCATION,ICT & HRD	6/5/2020	6/9/2020	6253	1,039,520.00	1,039,520.00
11	SNAVE WEBHUB AFRICA	CGK/DALF/RFQ/2019-2020/046	SUPPLY OF SENTRIFUGAL WATER PUMPS	DEVELOPMENT	AGRICULTURE,LIVESTOCK & FISHERIES	2/20/2020	6/25/2020	9243	500,000.00	500,000.00
12	AGYPILL ENTERPRISES	CGK/ED/RFQ/2019-2020/020	SUPPLY OF TEACHING AND LEARNING MATERIALS	DEVELOPMENT	EDUCATION,ICT & HRD	11/7/2019	1/28/2020	11012/11011/11010/11009	1,757,247.00	1,757,247.00
13	FRANSCMO GENERAL	CGK/ED/RFQ/2019-2020/010	SUPPLY OF ECD TEACHING AND LEARNING MATERIALS	DEVELOPMENT	EDUCATION,ICT & HRD	11/7/2019	1/31/2020	5070/5071	1,826,151.99	1,826,151.99
14	ULTRA GREL SOLUTION	CGK/ED/RFQ/2019-2020/015	SUPPLY OF OIL FOR FEEDING PROGRAM FOR SEME	DEVELOPMENT	EDUCATION,ICT & HRD	12/24/2019	2/4/2020	5099	461,664.00	461,664.00
15	HERMANUTEC INVESTMENT	CGK/ED/RFQ/2019-2020/127	SUPPLY OF CHAIRS AND TABLES	DEVELOPMENT	EDUCATION,ICT & HRD	12/24/2019	4/29/2020	11020	1,988,196.00	1,988,196.00

16	KEMUSI CONCEPTS	CGK/RFQ/EU/DEV/2019-2020/001	LIVESTOCK DISEASE VACCINE SUPPLY OF ASSORTED FEEDER SEEDS	DEVELOPMENT	AGRICULTURE, LIVESTOCK & FISHERIES	1/17/2020	5/8/2020	10752	1,050,000.00	1,050,000.00
17	JONPAN GENERAL MERCHANTS	CGK/RFQ/EU/DEV/2019-2020/004	DELIVERY OF FOOD SUPPLY & STUJEE	DEVELOPMENT	BUSINESS, COMMERCE & MARKETING	1/17/2020	5/21/2020	10754	231,940.00	231,940.00
18	MERGER POINT ENTERPRISES	CGK/SP/FIN/DIR/2019-2020/019	DELIVERY OF FOOD SUPPLY & STUJEE	DEVELOPMENT	FINANCE & ECONOMIC PLANNING	4/7/2020	4/8/2020	5924	2,692,000.00	2,692,000.00
19	JUANSALTD	CGK/ED/RFQ/2019-2020/032	DELIVERY OF ECDE TEACHING & WRITING MATERIALS	DEVELOPMENT	EDUCATION, ICT & HRD	11/7/2019	1/27/2020	5084	1,634,797.54	1,634,797.54
20	AGYPILL ENTERPRISES	CGK/ED/RFQ/2019-2020	DELIVERY OF ECDE TEACHING & WRITING MATERIALS	DEVELOPMENT	EDUCATION, ICT & HRD	11/7/2019	1/28/2020	11002/11001	1,882,800.00	1,882,800.00
21	JUANSALTD	CGK/RFQ/ED/2019/2-2020	FOR FEEDING PROGRAM SUPPLY & DELIVERY OF ECD	DEVELOPMENT	EDUCATION, ICT & HRD	11/20/2019	5/12/2020	11018	1,997,001.00	1,997,001.00
22	SIFABE ENTERPRISES	CGK/ED/RFQ/2019-2020/026	TEACHING & LEARNING MATERIAL SUPPLY & DELIVERY OF ECDE	DEVELOPMENT	EDUCATION, ICT & HRD	11/7/2019	1/28/2020	5080/5082/5083	1,645,400.00	1,645,400.00
23	TIANA COURT MILIMANI	CGK/ED/RFQ/2019-2020	TEACHING & LEARNING MATERIAL SUPPLY & DELIVERY OF ECDE	DEVELOPMENT	EDUCATION, ICT & HRD	11/7/2019	1/31/2020	5092/5093/5094/11025	1,711,056.00	1,711,056.00
24	MERVIC VENTURES	CGK/RFQ/ED/2019-2020/041	TABLES & CHAIRS SUPPLY & DELIVERY OF ECDE	DEVELOPMENT	EDUCATION, ICT & HRD	11/7/2019	6/5/2020	11036	1,999,796.00	1,999,796.00
25	JUANSALTD	CGK/ED/RFQ/2019-2020/009	TEACHING & LEARNING MATERIALS	DEVELOPMENT	EDUCATION, ICT & HRD	11/7/2019	1/27/2020	5072/5073	1,933,606.62	1,933,606.62
26	ANDMECH SERVICES	CGK/ED/RFQ/ED/2019-2020	DELIVERY OF ECDE LEARNING MATERIALS	DEVELOPMENT	EDUCATION, ICT & HRD	11/7/2019	1/22/2020	5065	617,776.42	617,776.42
27	TYSANY COMPANY LIMITED	CGK/ED/RFQ/2019-2020/022	SUPPLY & DELIVERY OF ECDE LEARNING MATERIALS	DEVELOPMENT	EDUCATION, ICT & HRD	11/20/2019	29/6/2020	11021	1,999,180.00	1,999,180.00
28	DAMROZ VENTURES	CGK/ED/RFQ/2019-2020/006	DELIVERY RICE FOR FEEDING PROGRAM	DEVELOPMENT	EDUCATION, ICT & HRD	11/20/2019	6/30/2020	11014	1,997,334.00	1,997,334.00

29	SIMWATA ENTERPRISES	CGK/ED/RFQ/2019-2020/001	SUPPLY & DELIVERY RICE FOR FEEDING PROGRAM	DEVELOPMENT	EDUCATION, ICT & HRD	11/20/2019		11022	1,991,340.00	1,991,340.00
30	LAX MULBERRY INVESTMENT	CGK/ED/RFQ/2019-2020/028	SUPPLY & DELIVERY OF TEACHING & LEARNING MATERIALS	DEVELOPMENT	EDUCATION, ICT & HRD	11/7/2019	1/22/2020	5074/5075/5076	1,716,861.10	1,716,861.10
31	SIFABE ENTERPRISES	CGK/ED/RFQ/2019-2020/029	SUPPLY & DELIVERY OF TEACHING & LEARNING MATERIALS	DEVELOPMENT	EDUCATION, ICT & HRD	11/7/2018	1/30/2020	11024/5089/5090/5088	1,736,480.00	1,736,480.00
32	MOGS AUTO SERVICES	CGK/F&EP/2019-2020-2022/003	SUPPLY AND DELIVERY OF TYRES FOR M/VEHICLES	RECURRENT	FINANCE & ECONOMIC PLANNING	1/20/2020	6/29/2020		272,500.00	272,500.00
33	BARKOG HOLDINGS	CGK/RFQ/ED/2019-2020	SUPPLY AND DELIVERY OF ECD CHAIRS AND TABLES	RECURRENT	EDUCATION, ICT & HRD	11/28/2019	6/9/2020	11044	1,690,650.00	1,690,650.00
34	KAYLATINAHS MODERN	CGK/ED/RFQ/2019-2020/016	SUPPLY AND DELIVERY OF COOKING OIL & FEEDING PRG	RECURRENT	EDUCATION, ICT & HRD	11/28/2019	3/13/2020	11016	456,960.00	456,960.00
35	MABEN ENTERPRISES	CGK/ED/2019-2020	SUPPLY AND DELIVERY OF ICT EQUIPMENTS	RECURRENT	EDUCATION, ICT & HRD	6/26/2020	6/26/2020		600,000.00	600,000.00
36	ANDMECH SERVICES	CGK/RFQ/CDOH/2019-2020/038	PRINTING OF CARDS/BADGES STAFF HEALTH DEP	RECURRENT	HEALTH & SANITATION	6/8/2020	6/26/2020	5694	350,000.00	350,000.00
37	ROSTITO AGENCIES	CGK/RFQ/F/2018-2019/046	SUPPLY AND DELIVERY OF ICT EQUIPMENTS	RECURRENT	FINANCE & ECONOMIC PLANNING	2/20/2019	3/8/2019	9352	1,649,500.00	1,649,500.00
38	IJUNSA LTD	CGK/RFQ/ED/2019-2020/020	SUPPLY AND DELIVERY OF COOKING OIL FOR FEEDING PROGRAM	RECURRENT	EDUCATION, ICT & HRD	12/24/2019	5/12/2020	11019	457,744.00	457,744.00
39	CHRIDAL ENTERPRISES	CGK/CDOH/RFQ/2019-2020/043	SUPPLY OF NON PHARMACEUTICALS	RECURRENT	HEALTH & SANITATION	1/27/2020	6/9/2020	11088/11089	1,930,000.00	1,930,000.00
40	LAX MULBERRY INVESTMENT	CGK/DALF/RFQ/2019-2020/037	SUPPLY AND DELIVERY OF STATIONERIES	RECURRENT	AGRICULTURE, LIVESTOCK & FISHERIES	2/28/2019	4/7/2020	5321	697,300.00	697,300.00
41	BENSIP VENTURES	CGK/ED/RFQ/2019-2020/024	SUPPLY AND DELIVERY OF ECD CHAIRS AND TABLES NYAKACH	RECURRENT	EDUCATION, ICT & HRD	11/20/2019	6/12/2020	11017	999,452.00	999,452.00
42	EDUKELLO ENTERPRISES	CGK/RFQ/CDOH/2019-2020/019	SUPPLY AND DELIVERY OF NON-PHARMACEUTICALS	RECURRENT	HEALTH & SANITATION	2/20/2020	4/6/2020	5656	1,900,000.00	1,900,000.00

43	HEMANUTEC INVESTMENTS	CGK/F/RFQ/2019-2020/021	SUPPLY AND DELIVERY OF STATIONARIES SUPPLY AND DELIVERY OF UNIFORM FOR PROTOCOL STAFF SUOOLY AND DELIVERY OF RIBBELLYTES	RECURRENT	FINANCE & ECONOMIC PLANNING	1/30/2020	2/24/2020	9078	423,170.00	423,170.00
44	BENMAX SOLUTION ENTERPRISES	CGK/ADM/RFQ/2019-2020/025	DELIVERY OF PROTOCOL STAFF SUOOLY AND DELIVERY OF RIBBELLYTES	RECURRENT	GOVERNANCE & ADMINISTRATION	1/24/2020	2/13/2020	10274	603,200.00	603,200.00
45	GARVIN HOLDING LTD	CGK/F&EO/2019-2020/003	PROVISION OF TOWERS	RECURRENT	ROADS, TRANSPORT & PUBLIC WORKS	1/20/2020	5/8/2020	5978	1,381,328.00	1,381,328.00
46	JENDAZ ENTERPRISES ZILALI	CGK/ADM/RFQ/2018-2019/009	SUPPLY AND DELIVERY OF ICT EQUIPMENT	RECURRENT	GOVERNANCE & ADMINISTRATION	1/31/2019	2/13/2019	4786	1,969,000.00	1,969,000.00
47	INVESTMENT	CGK/RFQ/EPD/2018-2019/011	SUPPLY AND DELIVERY OF COOKING OIL FOR FEED NYAKACH SUB COUNTY	RECURRENT	FINANCE & ECONOMIC PLANNING	4/15/2019	4/16/2019	9570	318,995.00	318,995.00
48	JAMOMAH VENTURES	CGK/ED/RFQ/2019-2020/021	DELIVERY OF FEED NYAKACH SUB COUNTY	RECURRENT	EDUCATION, ICT & HRD	12/24/2019	6/26/2020	11013	465,920.00	465,920.00
49	FRANCMO GENERAL ENTERPRISES	CGK/RFQ/TCA/2019-2020/047	SUPPLY AND DELIVERY OF OFFICE STATIONARIES ,COMPUTER ACCESSORY	RECURRENT	TOURISM,CULTURE & SPORTS	6/12/2020	6/22/2020	3751	819,960.00	819,960.00
50	TITA SHUTTLE INVESTMENT	CGK/RFQ/ADM/2019-2020/042	SUPPLY OF OFFICE STATIONARIES AT THE OFFICE OF GOVERNANCE	RECURRENT	GOVERNANCE & ADMINISTRATION	3/13/2020	6/9/2020	10285/10286/10287	1,997,070.00	1,997,070.00
51	BAMINO ENTERPRISES	CGK/ED/RFQ/2019-2020/036	SUPPLY OF FIXED OUTDOORS LEARNING MATERIALS	RECURRENT	EDUCATION,ICT & HRD	11/28/2019	6/22/2020	11038	997,500.00	997,500.00
52	SHAPEL ENTERPRISES	CGK/RFQ/EPD/2019-2020/002	SUPPLY TYRES FOR KCA 299E	RECURRENT	FINANCE & ECONOMIC PLANNING	2/14/2020	2/15/2020	5555	249,975.00	249,975.00
53	COMPLYNX LIMITED	CGK/FIN/REV/01/2019-2020	DELIVERY OF MAINTANANCE OF 300POS DEVICES	RECURRENT	FINANCE & ECONOMIC PLANNING	3/23/2020	5/22/2020	9400	21,500,000.00	21,500,000.00
54	JOELABAN CONCEPT LTD	CGK/ADM/RFQ/2019-2020/006	BRANDED CAPS AND BRANDED T-SHIRTS	RECURRENT	GOVERNANCE & ADMINISTRATION	10/17/2019	10/18/2019	8497	1,190,000.00	1,190,000.00
55	HARMONY MOTORS	CGK/F&EP/2019-2020-2022/003	SUPPLY AND DELIVERY OF FITTING OF MOTOR TYRES KCA 432E	RECURRENT	GOVERNANCE & ADMINISTRATION	1/7/2020	5/24/2020	10309	213,500.00	213,500.00
56	MICRON TRADING LTD	CGK/COH/EFQ/2018-2019/114	SUPPLY AND DELIVERY OF STATIONARIES	RECURRENT	HEALTH & SANITATION	5/20/2019	6/11/2019	11118	398,100.00	398,100.00

57	OJAL PLAN B	CGK/RFQ/TCAS/2018-2019/074	SUPPLY OF AFFOCIITIES BOOK LESTS	RECURRENT	TOURISM,CULTURE & SPORTS	5/3/2019	10/16/2019	3753	400,000.00	400,000.00
58	SYNOTECH COMPANY	CGK/RFQ/CDOH/2018-2019/069	SUPPLY OF LABORATORY EQUIPMENTS	RECURRENT	HEALTH & SANITATION	3/6/2019	5/10/2019	11073	2,900,000.00	2,900,000.00
59	HAVILA ENTERPRISES	CGK/RFQ/F/2019-2020/020	SUPPLY OF THERMO ROLLS	RECURRENT	FINANCE & ECONOMIC PLANNING	2/26/2020	3/1/2020	10318	1,400,000.00	1,400,000.00
60	MAC ONGORO ENTERPRISES	CGK/RFQ/ED/2019-2020/035	PURCHASE OF ECD FIXED OUTDOOR LEARNING MATERIALS	RECURRENT	EDUCATION,ICT & HRD	11/20/2019	4/20/2020	11028	1,990,888.00	1,720,880.00
61	TIANA COURT MILIMANI	CGK/ED/FRQ/2019-2020/004	SUPPLY OF RICE FOR FEEDING PROGRAM	RECURRENT	EDUCATION,ICT & HRD	10/31/2019	3/4/2020	5096	1,996,668.00	1,996,668.00
62	EUNYMAT INVESTMENT	CGK/ADM/RFQ/2017-2018/070	FURNITURE AND OFFICE SITTING FOR DG RESIDENCE	RECURRENT	GOVERNANCE & ADMINISTRATION	12/22/2017	1/3/2018	5169	1,285,000.00	1,285,000.00
63	AGRITRADE LOGISTIC LTD	CGK/ADM/RFQ/2019-2020/009	PROVISION OF FIELD EQUIPMENTS TO BE USED	RECURRENT	GOVERNANCE & ADMINISTRATION	11/6/2019	12/13/2019	10515	2,340,200.00	2,340,200.00
64	PENROB PHARMACEUTCELS	CGK/CDOH/DIR/2019-2020/022	SUPPLY OF SURGICAL MASK	RECURRENT	HEALTH & SANITATION	6/9/2020	6/10/2020	5247	4,800,000.00	4,800,000.00
65	SAHAJANAND SPARES	CGK/F&EP/2019-2020-2022/003	INSTALLATION OF MOTOR VEHICLES	RECURRENT	FINANCE & ECONOMIC PLANNING	2/7/2020	6/10/2020	5114	1,067,500.00	1,067,500.00
66	HEMANUTEC INVESTMENT	CGK/CDOH/RFQ/2019-2020/038	SUPPLY OF OFFICE GENERAL STATIONERY	RECURRENT	HEALTH & SANITATION	1/23/2020	1/30/2020	11082/11083/1084	1,599,574.00	1,599,574.00
67	TOP STRATEGY ACHIEVERS	CGK/RT&PW/RFQ/2018-2019/010	SUPPLY OF STAFF ID CARDS	RECURRENT	ROADS,TRANSPORT & PUBLIC WORKS	11/26/2018	4/2/2019	5872	100,000.00	100,000.00
68	HARMONY MOTORS	CGK/F&EP/2019-2020-2022/003	SUPPLY OF MOTOR VEHICLE TYRES	RECURRENT	FINANCE & ECONOMIC PLANNING	1/20/2020	5/7/2020	10308	229,140.00	229,140.00
69	AISHAJOH AGENCIES	CGK/ADM/2019-2020/003(B)	SUPPLY OF TONNERS AT GPU OFFICE	RECURRENT	GOVERNANCE & ADMINISTRATION	11/29/2019	12/20/2019	10291	413,000.00	413,000.00
70	BAMINO ENTERPRISES	CGK/ED/RFQ/2019-2020/039	SUPPLY OF ECD CHAIRS AND TABLES FOR MARKET MILIMANI	RECURRENT	EDUCATION,ICT & HRD	11/28/2019	6/10/2020	11037	1,999,912.00	1,999,912.00
71	NOGU & MOGU CONCEPT	CGK/ED/RFQ/2019-2020/017	SUPPLY OF COOKING OIL FOR FEEDING PROGRAM	RECURRENT	EDUCATION,ICT & HRD	10/31/2019	3/4/2020	5100	461,842.30	461,843.20
72	HARTLANE PHARMACEUTICAL	CGK/CDOH/RFQ/2019-2020/036	SUPPLY OF MEDICAL DRUGS	RECURRENT	HEALTH & SANITATION	3/10/2020	5/4/2020	5709	1,938,000.00	1,938,000.00
73	AMADAN ENTERPRISES	CGK/CDOH/RFQ/2019-2020/15	SUPPLY OF NON PHAMATECAL	RECURRENT	HEALTH & SANITATION	2/11/2020	4/6/2020	5661/5662	1,799,800.00	1,799,800.00

74	BRIGEO AGENCY AND INVESTMENT MONITEK INVESTMENT	CGK/BEI/RFQ/2018-2019/153	SUPPLY OF ICT EQUIPMENT	RECURRENT	ENERGY & INDUSTRIALIZATION	5/20/2019	5/27/2019	9919	1,113,000.00	1,113,000.00
75	MONITEK INVESTMENT	CGK/RFQ/F/2019-2020/019	SUPPLY OF THERMOROLLS TO REVENUE DEPARTMENT	RECURRENT	FINANCE & ECONOMIC PLANNING	4/7/2020	4/27/2020	10304	1,400,000.00	1,400,000.00
76	TOYOTA KENYA		SUPPLY OF DOUBLE CABIN PICKUPS	RECURRENT	ROADS, TRANSPORT & PUBLIC WORKS	12/13/2019	1/28/2020	5964	4,800,000.00	4,800,000.00
77	NIRVATECH INDUSTRIAL SAHAJANAND	CGK/F&EP/2019-2020/003	SUPPLY OF RIMS	RECURRENT	ROADS, TRANSPORT & PUBLIC WORKS	4/23/2020	4/24/2020	5982	285,011.00	285,011.00
78	SAHAJANAND SPARES	CGK/F&EP/2019-2020/003	SUPPLY OF TYRES FOR CAT 120K	RECURRENT	ROADS, TRANSPORT & PUBLIC WORKS	3/26/2020	4/9/2020	5980	900,160.00	900,160.00
79	GOMAX	CGK/RT&PW/RFQ/UN F/2019-2020/013	SUPPLY OF STAFF UNIFORM	RECURRENT	ROADS, TRANSPORT & PUBLIC WORKS	6/1/2020	6/26/2020	5986	499,500.00	499,500.00
80	ENTERPRISE GEMINI SEVENS GENERAL	CGK/RFQ/F/2019-2020/019	SUPPLY OF MOTOR VEHICLE TYRES	RECURRENT	FINANCE & ECONOMIC PLANNING	5/28/2020	6/2/2020	10320	713,600.00	713,600.00
81	JUBA CONCEPT AND STEEL ENGINEERING LTD		SUPPLY OF STATIONERY TO PROCUREMENT DEPARTMENT	RECURRENT	FINANCE & ECONOMIC PLANNING	6/8/2020	6/10/2020		1,569,215.52	1,569,215.52
82	TOYOTA KENYA LTD	CGK/DIR/AFRI/FIN/2019-2020/003	SUPPLY OF MOTOR VEHICLE	RECURRENT	FINANCE & ECONOMIC PLANNING	6/19/2020		6152	5,139,999.00	5,139,999.00
83	MERVIC VENTURES	CGK/DALF/RFQ/2019-2020/001	SUPPLY OF LABORATORY EQUIPMENTS	RECURRENT	AGRICULTURE, LIVESTOCK & FISHERIES	1/17/2020	4/23/2020	9221	608,990.00	608,990.00
84	JOPHAM SOLUTIONS CO	CGK/CDOH/DIR/F/2019-2020/013	SURGEON GOWNS WITH LEAD YEARS	RECURRENT	HEALTH & SANITATION	4/14/2020	4/15/2020	5241	2,250,000.00	2,250,000.00
85	COSIKEJO ENTERPRISE	CGK/ADM/RFQ/2019-2020	PROVISION AND SUPPLY OF TONNERS	RECURRENT	GOVERNANCE & ADMINISTRATION	3/16/2020	6/9/2020	10280/10281/10282	1,912,800.00	1,912,800.00
86	RJDELWHITE ENTERPRISES	CGK/RFQ/CDOH/2019-2020/018	SUPPLY OF NON PHARMACEUTICAL	RECURRENT	HEALTH & SANITATION	1/22/2020	4/6/2020	5652/5653/5654/5655	1,333,620.00	1,333,620.00
87	GREENMEDS PHARMACEUTICAL S	CGK/CDOH/RFQ/2019-2020/129	SUPPLY OF MEDICAL DRUGS	RECURRENT	HEALTH & SANITATION	2/21/2020	5/11/2020	5702	1,983,410.00	1,983,410.00
88	DONNA SERVE SOLUTION	CGK/RFQ/F/2018-2019/069	SUPPLY AND DELIVERY OF BRANDED STAFF LINEOBMS	RECURRENT	FINANCE & ECONOMIC PLANNING	6/7/2019	6/17/2019	9392	1,800,000.00	1,800,000.00
89	SABERRY COMPANY	CGK/CDOH/RFQ/2019-2020/022	SUPPLY OF OFFICE GENERAL STATIONERIES	RECURRENT	HEALTH & SANITATION	1/22/2020	3/3/2020	5202	992,091.00	992,091.00
90	TRAL HOLDINGS LTD	CGK/F/RFQ/2019-2020/009	SUPPLY OF ICT EQUIPMENT	RECURRENT	FINANCE & ECONOMIC PLANNING	1/14/2020	1/27/2020	9074	1,358,649.00	1,358,649.00
91	DENWAR GENERAL MERCHANTS	CGK/ED/RFQ/2019-2020/003	SUPPLY OF RICE FOR FEEDING PROGRAM	RECURRENT	EDUCATION, ICT & HRD	12/24/2019	6/26/2020	5097	1,997,334.00	1,997,334.00
92	JESOVA INVESTMENTS	CGK/RFQ/CDOH/2018-2019/095	SUPPLY OF NON PHARMACEUTICAL S	RECURRENT	HEALTH & SANITATION	3/22/2019	5/29/2019	11183/11184	1,990,400.00	1,990,400.00

93	AUTO EXTREME	CGK/85/2019-2020	SUPPLY OF TYRES FOR FIRE ENGINE	RECURRENT	CITY OF KISUMU	4/30/2020	6/17/2020	1625	1,710,000.00	1,710,000.00
94	MABEN ENTERPRISES	CGK/RFQ/F/2019-2020/023	SUPPLY & DELIVERY OF THERMO ROLLS	RECURRENT	FINANCE & ECONOMIC PLANNING	2/28/2020	3/2/2020	10319	1,400,000.00	1,400,000.00
95	HARMONY MOTORS	CGK/F&EP/2019-2020-2022/003	SUPPLY & DELIVERY OF MOTOR VEHICLE TYRES	RECURRENT	FINANCE & ECONOMIC PLANNING	5/19/2020		10307	229,140.00	229,140.00
96	VIPHAMSO ENTERPRISES	CGK/ED/RFQ/2019-2020/005	SUPPLY & DELIVERY OF RICE FOR FEEDING PROGRAM	RECURRENT	EDUCATION, ICT & HRD	11/20/2019	1/27/2020	11015	1,996,002.00	1,996,002.00
97	EUKEMA GENERAL	CGK/CDOH/DIR/F/2019-2020/009	SUPPLY OF NON-PHARMACEUTICALS	RECURRENT	HEALTH & SANITATION	4/4/2020	4/15/2020	5234	2,000,000.00	2,000,000.00
98	AGPAULTRY INVESTMENT LTD	CGK/ED/RFQ/2019-2020/030	SUPPLY & DELIVERY OF ECDE TEACHING & WRITING MATERIALS	RECURRENT	EDUCATION, ICT & HRD	11/7/2019	1/28/2020	11008/11007/11006/11005	1,688,282.00	1,688,282.00
99	EGETUGI GENERAL INVESTMENT	CGK/CDOH/RFQ/2019-2020/028	SUPPLY OF MEDICAL DRUGS	RECURRENT	HEALTH & SANITATION	2/21/2020	5/7/2020	5701	1,990,588.00	1,990,588.00
100	COTTIAH ENTERPRISES	CGK/RFQ/ED/2019-2020	SUPPLY & DELIVERY OF ECD CHAIRS & TABLES AT MASOGO NYANGOMA WARD	RECURRENT	EDUCATION, ICT & HRD	11/12/2019	6/19/2020	11045	1,490,670.00	1,490,670.00
101	PYNAS ENTERPRISES	CGK/F/RFQ/2019-2020/011	SUPPLY OF OFFICE FURNITURE & FITTINGS	RECURRENT	FINANCE & ECONOMIC PLANNING	1/14/2020	1/24/2020	9075	999,800.00	999,800.00
102	HARMONY MOTORS	CGK/F&EP/2019-2020-2022/003	SUPPLY & DELIVERY OF MOTOR VEHICLE TYRES	RECURRENT	FINANCE & ECONOMIC PLANNING	1/20/2020	5/15/2020	10312	213,500.00	213,500.00
103	AUTO EXTREME	CGK/86/2019-2020	SUPPLY & DELIVERY OF MOTOR VEHICLE TYRES	RECURRENT	CITY OF KISUMU	4/30/2020	6/17/2020	1626	1,055,300.00	1,055,300.00
104	JONPAN GENERAL MERCHANTS	CGK/RFQ/TCAS/2019-2020/008	SUPPLY & DELIVERY OF PRINTED ASSORTED ITEMS	RECURRENT	TOURISM, CULTURE & SPORTS	2/10/2020	2/20/2020	9145/9146	1,007,500.00	1,007,500.00
105	THE SCIENTIFIC GROUP	CGK/RFQ/SCM/CDOH/2018-2019/068	SUPPLY OF LABORATORY EQUIPMENTS	RECURRENT	HEALTH & SANITATION	2/11/2019	2/25/2019	11048/11049	1,999,750.00	1,999,750.00
106	HARMONY MOTORS	CGK/F&EP/2019-2020-2022/003	SUPPLY & DELIVERY OF MOTOR VEHICLE TYRES	RECURRENT	GOVERNANCE & ADMINISTRATION	6/4/2020	6/8/2020	12547	311,391.00	311,391.00

107	SUNBAKE ENTERPRISES	COK/72/2019-2020	SUPPLY & DELIVERY MATERIALS FOR COVID-19	RECURRENT	CITY OF KISUMU	4/2/2020	5/18/2020	1617	2,916,500.00	1,916,500.00
108	PABALY VENTURES	CGK/RT&PW/RFQ/2018-2019/013	DELIVERY OF TYRES FOR GRADERS	RECURRENT	ROADS, TRANSPORT & PUBLIC WORKS	3/11/2019	4/25/2019	5953	1,820,000.00	1,820,000.00
109	TOYOTA KENYA LTD	CGK/RT&PW/DIR/DC/2019-2020/006	SUPPLY & DELIVERY OF DOUBLE CABIN PICKUP	RECURRENT	ROADS, TRANSPORT & PUBLIC WORKS	12/13/2020	1/28/2020	5965	4,800,000.00	4,800,000.00
110	INTRAWISE ENTERPRISES SOLUTION LTD.	CGK/CDOH/RFQ/2019-2020/32	SUPPLY OF MEDICAL DRUGS	RECURRENT	HEALTH & SANITATION	2/21/2020	5/4/2020	5705	1,789,960.00	1,789,960.00
111	KORWA VENTURES	CGK/WEI&NR/RFQ/2018-2019/069	SUPPLY & DELIVERY OF CORPORATE SHIRTS	RECURRENT	WATER ENVIRONMENT & NATURAL RESOURCES	4/16/2019	4/18/2019	10845	544,000.00	544,000.00
112	MERVIC VENTURES	CGK/WCCE&NR/RFQ/2019-2020/035	SUPPLY & DELIVERY OF FURNITURE	RECURRENT	WATER ENVIRONMENT & NATURAL RESOURCES	6/3/2020	6/26/2020	5118	499,800.00	499,800.00
113	DENWAR GENERAL MERCHANTS	CGK/WEI&NR/RFQ/2017-2018/018	SUPPLY & DELIVERY OF FURNITURE	RECURRENT	WATER ENVIRONMENT & NATURAL RESOURCES	12/20/2018	3/25/2019	10806	895,000.00	895,000.00
114	BOOKER INVESTMENT GROUP LIMITED	CGK/WEI&NR/RFQ/2018-2019/019	SUPPLY AND DELIVERY OF WORKSHOP TOOLS	RECURRENT	WATER ENVIRONMENT & NATURAL RESOURCES	2/15/2019	9/12/2019	10809	465,856.00	465,856.00
115	MERVIC VENTURES	CGK/WEI&NR/RFQ/2018-2019/010	SUPPLY & DELIVERY OF OFFICE CABINET	RECURRENT	WATER ENVIRONMENT & NATURAL RESOURCES	10/22/2018	6/10/2019	7639	1,120,000.00	1,120,000.00
116	EUKEMA GENERAL	CGK/F&EP/2019-2020-2022/003	SUPPLY & DELIVERY OF STATIONERIES	RECURRENT	FINANCE & ECONOMIC PLANNING	2/28/2020	6/24/2020	10322/10321	1,993,940.00	1,993,940.00
117	JONPAN GENERAL MERCHANTS	CGK/CDOH/SCM/2019-2020/001	SUPPLY & DELIVERY OF ICT ITEMS	RECURRENT	HEALTH & SANITATION	1/23/2020	1/30/2020	11078/11080	1,999,960.00	1,999,960.00
118	JODAMMED ENTERPRISES	CGK/CDOH/RFQ/2019-2020/016	SUPPLY & DELIVERY OF NON-PHARMACEUTICAL	RECURRENT	HEALTH & SANITATION	1/22/2020	5/4/2020	5668/5666/5667	1,895,100.00	1,895,100.00
119	SENU MEDICAL TECHNOLOGIES	CGK/CDOH/DIR/2019-2020/020	SUPPLIES OF SURGICAL MASKS	RECURRENT	HEALTH & SANITATION	5/28/2020	6/2/2020	5246	3,000,000.00	3,000,000.00
120	INTAKWAR MIRE ENTERPRISES	CGK/RFQ/F/2018-2019/019	SUPPLY & DELIVERY OF MOTOR VEHICLE TYRES	RECURRENT	FINANCE & ECONOMIC PLANNING	1/20/2019	29/2/2019	9360	285,000.00	285,000.00
121	SYNOTECH COMPANY	CGK/CDOH/RFQ/2019-2020/040	SUPPLY & DELIVERY OF NON-PHARMACEUTICAL	RECURRENT	HEALTH & SANITATION	1/23/2020	6/22/2020	11085	1,990,000.00	1,990,000.00

122	JUNISHA LIMITED	CGK/F/RFQ/2019-2020	SUPPLY & DELIVERY OF THERMO ROLLS	RECURRENT	FINANCE & ECONOMIC PLANNING	12/20/2019	12/24/2019	9397	1,500,000.00	1,500,000.00
123	DAMROZ VENTURES	CGK/ED/RFQ/2019-2020/04	SUPPLY & DELIVERY OF ECDE CHAIRS & TABLES	RECURRENT	EDUCATION, ICT & HRD	5/18/2020	6/30/2020	6251	323,000.00	323,000.00
124	PRIME LABS E.A LTD	CGK/CDOH/DIR/SP/19-20/006	SUPPLIES OF SURGICAL MASKS 3PLY	RECURRENT	HEALTH & SANITATION	4/3/2020	4/15/2020	5805	1,980,000.00	1,980,000.00
125	ORA ONLINE SHOPPING MALL LTD	CGK/SCM/09/VOL.6/016	SUPPLY AND DELIVERY OF TONNERS	RECURRENT	FINANCE & ECONOMIC PLANNING	5/11/2020		17638	1,399,500.00	1,399,500.00
126	SKYSONS AFRICA LIMITED	CGK/ED/RFQ/2019-2020/038	SUPPLY & DELIVERY OF ECDE TABLES & CHAIRS	RECURRENT	EDUCATION, ICT & HRD	1/20/2020	6/27/2020	11046	999,786.00	999,786.00
127	TANALE GENERAL MERCHANTS	CGK/ED/RFQ/2019-2020/03	SUPPLY & DELIVERY OF ECDE TABLES & CHAIRS	RECURRENT	EDUCATION, ICT & HRD	5/8/2020	6/25/2020	6252	698,920.00	698,920.00
128	KANIEL GENERAL SUPPLIES	CGK/WCCE&NR/RFQ/2019-2020/034	SUPPLY & DELIVERY OF HAND SANITIZERS & SURGICAL MASKS	RECURRENT	WATER, ENVIRONMENT & NATURAL RESOURCES	6/3/2020	6/10/2020	5117	753,800.00	753,800.00
129	CHEMING'NA ENTERPRISES	CGK/ED/RFQ/2019-2020/019	DELIVERY OF ECDE FEEDING PROGRAM	RECURRENT	EDUCATION, ICT & HRD	11/28/2019		5078	457,856.00	457,856.00
130	CHEMING'NA ENTERPRISES	CGK/ED/RFQ/2019-2020/018	DELIVERY OF ECDE FEEDING PROGRAM	RECURRENT	EDUCATION, ICT & HRD	11/10/2019		5079	457,856.00	457,856.00
	TOTAL								206,077,650.49	204,807,643.39

PENDING BILLS FY 2019-2020 (SUPPLY OF SERVICES)

NO	PAYEE	CONTRACT No.	DETAILS	EXPENDITURE TYPE	DEPARTMENT	CONTRACT DATE	COMPLETION DATE	LSO/LPO	CONTRACT SUM	AMOUNT PAYABLE
1	PESH VENTURES	CGK/DALF/RFQ/2019-2020/17	SUPPLY OF ANTI RABIES DOSES	DEVELOPMENT	AGRICULTURE, LIVESTOCK & FISHERIES	1/29/2020	3/2/2020	9227	1,999,360.00	1,999,360.00
2	SABEAT CONSULTANTS	CGK/ENVR/KSM(MUH)/2019-2020/008	CONSULTANCY SERVICES ON ENVIRONMENTAL IMPACT ASSESSMENT AT KASESE DUMPSITE	DEVELOPMENT	WATER, ENVIRONMENT & NATURAL RESOURCES	6/16/2020	6/29/2020	12960	2,988,700.00	2,988,700.00
3	SAHAJANAND SPARES	CGK/F&EP/2019-2020-2022/003	MOTOR VEHICLE REPAIR SERVICE 42CG012A	RECURRENT	FINANCE & ECONOMIC PLANNING	5/15/2020	5/20/2020	12513	54,984.00	54,984.00

4	NYANDO POWER TEEH	CGK/E&I/RFQ/2019- 2020/002	MAINTENANCE SERVICES OF STREET LIGHTS, SOLARSTREET LIGHT AND HIGH MAST WITHIN RSM CORRIDOR	RECURRENT	ENERGY & INDUSTRIALIZATION	4/30/2020	4/28/2020	12283	251,336.76	251,245.00
5	NELLSMARK ENGINEERING	CGK/RT&PW/PW/POS /2018-2019/002	ROUTINE REPAIRS OF EXCAVATION 323-2DL	RECURRENT	ROADS, TRANSPORT & PUBLIC WORKS	8/21/2019	8/27/2019	10288	146,590.00	146,590.00
6	WAYRAN COMPANY	CGK/ADM/RFQ/2017- 2018/05	PRINTING OF GVNS FULL MANIFESTO REPAIRS AND	RECURRENT	GOVERNANCE & ADMINISTRATION	6/28/2018	6/30/2018	5178	250,000.00	250,000.00
7	ELHARMOT COMPANY	CGK/57/2018-2019	SERVICES FOR REFUSE TRACK KCA 303E	RECURRENT	CITY OF KISUMU	4/5/2019	4/12/2019	9507	309,372.00	309,372.00
8	AFRISOL CONSULTANT	CGK/HRM/RF/2019- 2020/003	CONSULTANCY SERVICES FOR HRM & LABOUR/LAWS	RECURRENT	GOVERNANCE & ADMINISTRATION	3/12/2020		13156	2,971,760.00	2,971,760.00
9	GUARDIAN SECURITY SERVICES	CGK/RFQ/TC&S/2019- 2020/037	PROVISION OF SECURITY SERVICES AT JOMO KENTATTA SPORT GROUND	RECURRENT	TOURISM, CULTURE & SPORTS	11/19/2019	3/23/2020	12208	1,248,000.00	1,248,000.00
10	JOWI MIDAS TOUCH LTD	CGK/RT&PW/CNS/201 9-2020/001	CONSULTANCY SERVICES ON DEVELOPMENT OF GUIDELINES ON COUNTY ROADS MAINTENANCE TEAM	RECURRENT	ROADS, TRANSPORT & PUBLIC WORKS	4/1/2020	6/29/2020	11869	2,000,000.00	2,000,000.00
11	ELHARMOT COMPANY	COK/84/2018-2019	SERVICES OF REFUSE THIECK KCA 303F	RECURRENT	CITY OF KISUMU	6/5/2019	6/15/2019	4126	297,000.00	297,000.00
12	ELHARMOT COMPANY	COK/36/2018-2019	SERVICES AND REPAIR OF TOYOTA SURF KAU 438	RECURRENT	CITY OF KISUMU	11/23/2018	12/4/2018	9307	278,400.00	278,400.00
13	FELPRIS MARKETING AND OUT DOORS SERVICES		CATERING SERVICES	RECURRENT	HEALTH & SANITATION	5/4/2020	6/12/2020 7963/7964		950,019.00	950,019.00
14	OGUT AWALA GENERAL	COK/62C/2019-2020	GRASS CUTTING SERVICES	RECURRENT	CITY OF KISUMU	3/31/2020	5/29/2020	11759	1,131,000.00	1,131,000.00
15	CIALA RESORT KISUMU	CGK/ED/RFQ/2018- 2019	HOTEL SERVICES	RECURRENT	EDUCATION, ICT & HRD	4/2/2019	3/26/2019	10761	720,000.00	720,000.00
16	ROYAL CITY HOTEL GARDEN		PROVISION OF CONFERENCE 50-PAX VIP BEDDINGS	RECURRENT	BUSINESS, COMMERCE & MARKETING	1/21/2020		11918	145,000.00	145,000.00

17	COSIKEJO ENTERPRISES	CGK/ADM/RFQ/2019-2020/003A	FABRICATION OF THE SPEAKER CARRIER ON LAND	RECURRENT	GOVERNANCE & ADMINISTRATION	11/29/2019	12/3/2019	13152	235,000.00	235,000.00
18	SAHAJANAND SPARES	CGK/BEI/RFQ/2018-2019/097	PANEL BEATING WELDING AND PAINTING AT GKAS7	RECURRENT	ENERGY & INDUSTRIALIZATION	4/11/2019	4/23/2019	10674	299,312.00	299,312.00
19	GRAND ROYAL SWISS	CGK/RFQ/ED/2018-2019	SERVICES FOR FULL DAY CONFRENCE FOR SENSITIZATION	RECURRENT	EDUCATION,ICT & HRD	2/12/2019	2/13/2019	10992	600,000.00	600,000.00
20	MOGS AUTO SERVICES	CGK/F&EP/2019-2020-2022/003	SERVICES FOR KCA 472F	RECURRENT	ROADS,TRANSPORT & PUBLIC WORKS	1/30/2020	2/3/2020	12454	82,900.00	82,900.00
21	MOGS AUTO SERVICES	CGK/F&EP/2019-2020-2022/003	SERVICES FOR KBL 935K	RECURRENT	ROADS,TRANSPORT & PUBLIC WORKS	1/20/2020	1/29/2020	12470	99,800.00	99,800.00
22	NELLSMARK ENGINEERING	CGK/F&EP/2019-2020-2022/003	SERVICES FOR EXCAVATOR NYATI	RECURRENT	ROADS,TRANSPORT & PUBLIC WORKS	3/16/2020	4/30/2020	12464	73,660.00	73,660.00
23	KENYA POWER & LIGHTING COMPANY		POWER BILLS FOR STREEET LIGHTS	RECURRENT	ENERGY & INDUSTRIALIZATION		6/17/2020		4,400,300.00	4,400,300.00
24	GRAND ROYAL SWISS(EU-IDEAS)		CONFERENCE FACILITY	RECURRENT	AGRICULTURE,LIVESTOCK & FISHERIES	1/4/2019	1/30/2019	6496	180,960.00	180,960.00
25	NOPEJU ENTERPRISES LTD	CGK/EPD/RFQ/2019-2020/001B	FACILITATION PUBLIC PARTICIPATION	RECURRENT	FINANCE & ECONOMIC PLANNING	9/16/2019	10/28/2019	9572	2,000,000.00	2,000,000.00
26	ASK KISUMU		PROVISION OF COUNTY TICKETS	RECURRENT	HEALTH & SANITATION	6/18/2019	7/29/2019	9322	78,000.00	78,000.00
27	NELLSMARK ENGINEERING	CGK/RT&PW/PQS/2018-2019/002	ROUTINE SERVICE	RECURRENT	ROADS,TRANSPORT & PUBLIC WORKS	8/21/2019	12/16/2019	10295	292,500.00	292,500.00
28	WASUNA AND CO.ADVOCATES		PENCHIP LEGAL FEE	RECURRENT	GOVERNANCE & ADMINISTRATION		12/11/2018		10,229,658.00	9,229,658.00
29	HARMONY MOTORS	CGK/F&EP/2019-2020-2022/003	SERVICES OF M.V FORD RANGER	RECURRENT	FINANCE & ECONOMIC PLANNING	2/15/2020	4/1/2020	12517	59,000.00	59,000.00
30	MOGS AUTO SERVICE	CGK/F&EP/2019-2020-2022/003	SERVICE FOR KCA 36QF	RECURRENT	ROADS,TRANSPORT & PUBLIC WORKS	6/17/2020	6/18/2019	10258	45,195.00	45,195.00
31	SAHAJANAND SPARES	CGK/F&EP/2019-2020-2022/003	M.V.REPAIRS	RECURRENT	FINANCE & ECONOMIC PLANNING	5/15/2020	5/20/2020	12511	73,892.00	73,892.00
32	TOYA IVENTS	CGK/TCA&S/2019-2020/39	PRINTING OF TOURISM INFORMATION BOOKLET	RECURRENT	TOURISM,CULTURE & SPORTS	2/7/2020	2/14/2020	12104	585,000.00	585,000.00
33	PYNAS ENTERPRISES	CGK/RFQ/ED/2018-2019/093	EVENT ORGANIZING DURING TRAINING OF CGK WEBSITE	RECURRENT	EDUCATION,ICT & HRD	3/28/2019		10772	500,000.00	500,000.00
34	BLUE GOLD ENTERPRISE	CGK/ADM/RFQ/2018-2019/038	SUPPLY OF DECORATING ITEM	RECURRENT	GOVERNANCE & ADMINISTRATION	2/4/2019	2/5/2019	9730	868,385.00	868,385.00
35	ATLANTA SECURITY GROUP	COK/65/2017-2018	PROVISION OF SECURITY SERVICES	RECURRENT	CITY OF KISUMU	6/29/2018	1/29/2020	12117	1,837,440.00	1,837,440.00

36	AUTO EXTREME	CGK/F&EP/2019-2020-2022/003	REPAIR AND SERVICES FOR LANDROVE TDI 110 AS PER THE ATTACHED	RECURRENT	ROADS, TRANSPORT & PUBLIC WORKS	10/25/2019		12489	997,716.00	997,716.00
37	HARSIMAR INVESTMENT	CGK/F&EP/2019-2020-2022/003	PROVISION OF SERVICES FOR MOTOR GRADER CAT 120H	RECURRENT	ROADS, TRANSPORT & PUBLIC WORKS	5/26/2020	12481/12482		442,000.00	442,000.00
38	PRIDE KINGS GROUP LTD	CGK/SM/RT&PW/SEC/38/2017-2018	RENDERED TO THE DEPARTMENT BOARDS	RECURRENT	ROADS, TRANSPORT & PUBLIC WORKS	7/21/2017		8522	1,499,904.00	1,499,904.00
39	COLLECTION AFRICA LTD	CGK/NFP/FIN/002/2018-2019	PROVISION OF DEBT COLLECTION	RECURRENT	FINANCE & ECONOMIC PLANNING	1/31/2019		9235	20,000,000.00	20,000,000.00
40	PRIDE KINGS SERVICES	CGK/ADM/RFQ/2015-2016	PROVISION OF SECURITY SERVICES	RECURRENT	GOVERNANCE & ADMINISTRATION	9/1/2016		6049	5,443,200.00	5,443,200.00
41	TANALE GENERAL MERCHANTS	CGK/RFQ/7CA&S/2019-2020/018	EVENT SERVICES	RECURRENT	TOURISM, CULTURE & SPORTS	12/5/2019		9136	1,519,785.00	1,519,785.00
42	ALMHAAT AGENCIES(EU-IDEAS)		SUPPLY OF FUEL AND LUBRICANTS	RECURRENT	AGRICULTURE, LIVESTOCK & FISHERIES	3/10/2020		9269	68,400.00	68,400.00
43	EUKEMA GENERAL	CGK/RFQ/7CA&S/2019-2020/002	SUPPLY OF EVENT EQUIPMENTS	RECURRENT	TOURISM, CULTURE & SPORTS	12/13/2019		9138	752,250.00	752,250.00
44	WAYRAN COMPANY LTD	CGK/ADM/RFQ/2017-2018/123	PRINTING OF MANIFESTOS	RECURRENT	GOVERNANCE & ADMINISTRATION	4/20/2018		5174	1,300,000.00	1,300,000.00
45	HARMONY MOTORS LTD	CGK/F&EP/2019-2020-2022/003	REPAIR AND MAINTENANCE OF MOTOR VEHICLE	RECURRENT	GOVERNANCE & ADMINISTRATION	1/7/2020	11680/11671/11679/11670/11669		1,818,881.00	1,818,881.00
46	MAKSHIELD INSURANCE AGENCY	CGK/ADM/RFQ/2019-2020/010	INSURANCE COVER MOTOR VEHICLE	RECURRENT	GOVERNANCE & ADMINISTRATION	10/29/2019		12159	1,698,600.00	1,698,600.00
47	OEL AND CO ADVOCATES		LEGAL FEE	RECURRENT	GOVERNANCE & ADMINISTRATION	10/16/2018			7,655,868.00	5,855,068.00
48	AUTO EXTREME	CGK/ADM/RFQ/2018-2019/0878	PROVISION OF VARIOUS MOTOR VEHICLES REPAIRS	RECURRENT	GOVERNANCE & ADMINISTRATION	1/28/2019	12363/12362		3,592,694.00	3,592,694.00
49	WARIDI WOMEN GROUP	CGK/RFQ/COOH/2018-2019/104	EVENT ORGANISATION	RECURRENT	HEALTH & SANITATION	4/11/2019	10784/10785		959,500.00	959,500.00
50	SAHAJANAND SPARES	CGK/F&EP/2019-2020-2022/003	UHC LUNCH SERVICE OF MOTOR VEHICLE	RECURRENT	BUSINESS, COMMERCE & MARKETING	1/16/2020		11923	338,024.00	338,024.00
51	SOKLAW		LEGAL FEE	RECURRENT	GOVERNANCE & ADMINISTRATION	5/14/2020			6,960,000.00	6,960,000.00
52	CIC GENERAL COMPANY	CGK/ADM/RFQ/2018-2019/009	PROVISION OF INSURANCE SERVICES	RECURRENT	GOVERNANCE & ADMINISTRATION	3/28/2019			2,510,446.00	2,510,446.00
53	SUNIX INSURANCE AGENCIES	CGK/RT&PW/RFQ/2017-2018/012	INSURANCE COVER	RECURRENT	ROADS, TRANSPORT & PUBLIC WORKS	3/21/2018		8610	1,570,079.00	1,570,079.00

54	OGUT AWALA GENERAL KUIE & CO	COK/62/C/2019-2020	PROVISION OF GRASS CUTTING COURT DECRIES	RECURRENT	CITY OF KISUMU GOVERNANCE & ADMINISTRATION	2/28/2020	3/31/2020	12148	1,730,430.00	1,730,430.00
55	ADVOCATES AUTO EXTREME	COK/58A/2018-2019	REPAIR OF VOLVO FIRE ENGINE	RECURRENT	CITY OF KISUMU	5/15/2019	5/20/2019	9526	379,900.00	379,900.00
56	JEOSCA ENTERPRISES	COK/44/2019-2020	SUPPLY OF AFF FOAM COMPOUND FOR FIRE EXTINGUISHING	RECURRENT	CITY OF KISUMU	1/22/2020	2/19/2020	4140	1,300,000.00	1,300,000.00
57	TECHNICAL VOCATIONAL EDUCATION TRAINING KIMANGA AND COMPANY		GRANTS TO TVET	RECURRENT	EDUCATION, ICT & HRD				14,999,600.00	14,999,600.00
58	ADVOCATES HARMONY MOTORS	CGK/F&EP/2019-2020-2022/003	LEGAL FEE	RECURRENT	GOVERNANCE & ADMINISTRATION	5/19/2020	5/15/2020	12527/12528	510,000.00	510,000.00
59	ADVOCATES HARMONY MOTORS	CGK/F&EP/2019-2020-2022/003	LEGAL FEE	RECURRENT	AGRICULTURE LIVESTOCK & FISHERIES	5/15/2020	5/15/2020	12527/12528	316,747.00	316,747.00
60	OTENO, YOGO, OJU RO & CO ADVOCATES		LEGAL FEE	RECURRENT	GOVERNANCE & ADMINISTRATION	12/11/2018			23,207,188.00	18,887,180.00
61	CG ADVOCATES		FEE NOTE ON RE-PUBLICATION OF NOTICE OF APPOINTMENT OF MEMBERS OF KCRSA	RECURRENT	GOVERNANCE & ADMINISTRATION	6/26/2019			146,000.00	146,000.00
62	HARMONY MOTORS	CGK/F&EP/2019-2020-2022/003	PROVISION OF MOTOR VEHICLE REPAIR SERVICES R	RECURRENT	FINANCE & ECONOMIC PLANNING	1/20/2020	4/19/2020	12525/12526	285,285.00	285,285.00
63	MOGS AUTO SERVICES	CGK/RFD/CDOH/2018-2019/113	MOTOR VEHICLE REPAIR SERVICE	RECURRENT	HEALTH & SANITATION	4/28/2019	5/10/2019	10790/10791/10792/10793	826,600.00	826,600.00
64	DAMTECH ENTERPRISES LIMITED	CGK/ADM/DP/2018-2019	PROVISION OF OFFICE SPACE FOR THE NAIROBI LIASON OFFICE	RECURRENT	GOVERNANCE & ADMINISTRATION	11/1/2018	2/27/2019	11901	1,344,000.00	1,344,000.00
65	MWAMU & CO ADVOCATES		LEGAL FEE	RECURRENT	GOVERNANCE & ADMINISTRATION	6/16/2020	6/16/2020		500,000.00	500,000.00
66	MOGS AUTO SERVICES	CGK/F&EP/2019-2020-2022/003	PROVISION OF MOTOR VEHICLE REPAIR SERVICES AT	RECURRENT	GOVERNANCE & ADMINISTRATION	5/8/2020	5/8/2020	11692	242,000.00	242,000.00
67	MERVIC VENTURES	CGK/RFD/TC&S/2019-2020/016	EVENT SERVICES AT LUANDA	RECURRENT	TOURISM CULTURE & SPORTS	1/27/2020	2/13/2020	12231	779,500.00	779,500.00
68	HARMONY MOTORS	CGK/F&EP/2019-2020-2022/003	ANIMATION MOTOR VEHICLE REPAIR SERVICE	RECURRENT	FINANCE & ECONOMIC PLANNING	2/7/2020	4/22/2020	12542/12541	473,183.00	473,183.00
69	HARMONY MOTORS LTD	CGK/F&EP/2019-2020-2022/003	MOTOR VEHICLE REPAIR SERVICE	RECURRENT	FINANCE & ECONOMIC PLANNING	5/8/2020	5/10/2020	12530	317,433.00	317,433.00

71	MULTIFACE RESEARCH & DEVELOPMENT	CGK/RFP/E&I/2019-2020/001	PREPARATION OF STRATEGIC PLAN FOR THE ENERGY DEPARTMENT	RECURRENT	ENERGY & INDUSTRIALIZATION	2/20/2020	6/19/2020	12251	1,966,200.00	1,966,200.00
72	EGOLIT SARINAH	CGK/WEI&NR/RFQ/2018-2019/074	INSTALLATION OF SINGLE PHASE AT NYAMISRI WATER PROJECT	RECURRENT	WATER ENVIRONMENT & NATURAL RESOURCES	5/9/2019	5/14/2019	10839	550,000.00	550,000.00
73	MOGS AUTO SERVICE	CGK/F&EP/2019-2020-2022/003	MOTOR VEHICLE REPAIR SERVICE	RECURRENT	WATER ENVIRONMENT & NATURAL RESOURCES	4/20/2020	4/28/2020	5107	245,000.00	245,000.00
74	AFRICA TOUCH	CGK/WCE&NR/RFQ/2019-2020	SUPPLY & DELIVERY OF BALLAST FOR FLOOD CONTROL	RECURRENT	WATER ENVIRONMENT & NATURAL RESOURCES	1/14/2020			620,020.00	620,020.00
75	SAEABIS	CGK/WEI&NR/RFQ/2018-2019/065	SUPPLY & DELIVERY OF WATER FACILITIES AT MENARA PRIMARY SCHOOL	RECURRENT	WATER ENVIRONMENT & NATURAL RESOURCES	4/14/2019	11/14/2019	10813/10814	391,671.00	249,375.00
76	COVID AGRO FORESTRY & HEALTH SERVICES COMPANY	CGK/F&EP/2019-2020-2022/003	MOTOR VEHICLE REPAIR SERVICE	RECURRENT	WATER ENVIRONMENT & NATURAL RESOURCES	4/20/2020	4/28/2020	12301	315,000.00	210,541.00
77	MOGS AUTO SERVICES	CGK/RFQ/F/2018-2019/049	MOTOR VEHICLE REPAIR SERVICE	RECURRENT	ROADS, TRANSPORT & PUBLIC WORKS	3/18/2019	9441/10144/9436	10969	227,500.00	315,000.00
78	LAKEWAYS CLASSIC ENGINEERING	CGK/RFQ/ED/2018-2019/102	MOTOR VEHICLE REPAIR SERVICE	RECURRENT	FINANCE & ECONOMIC PLANNING	1/28/2019	2/21/2019	10558	65,000.00	65,000.00
79	BUNSON TRAVEL SERVICES	CGK/ED/RFQ/2018-2019/049	REPAIRS & PARTIONING OF THE PROVISION OF AIR TICKETS	RECURRENT	FINANCE & ECONOMIC PLANNING	2/7/2020	5/7/2020	10310	406,300.00	406,300.00
80	MOGS AUTO SERVICE	CGK/RFQ/F/2018-2019/049	MOTOR VEHICLE REPAIR SERVICE	RECURRENT	EDUCATION, ICT & HRD	3/1/2019			445,619.00	213,500.00
81	HARMONY	CGK/F&EP/2019-2020-2022/003	MOTOR VEHICLE REPAIR SERVICE	RECURRENT	ENERGY & INDUSTRIALIZATION	2/20/2020	4/28/2020	12284	1,141,726.80	445,619.00
82	KOLOO INVESTMENT	CGK/ED/RFQ/2018-2019/049	REPAIRS & PARTIONING OF THE PROVISION OF AIR TICKETS	RECURRENT	GOVERNANCE & ADMINISTRATION	1/22/2019	5/7/2019	10451	699,795.00	1,084,640.46
83	SYNCHROPOWER SYSTEMS LIMITED	CGK/E&I/RFQ/2019-2020/002	MAINTENANCE OF STREET LIGHTS & HIGH MAST	RECURRENT	ROADS, TRANSPORT & PUBLIC WORKS	1/20/2020	5/26/2020	12477	75,000.00	699,795.00
84	AUTO EXTREME	CGK/ADM/RFQ/2018-2019/011	MOTOR VEHICLE REPAIR SERVICE	RECURRENT	ROADS, TRANSPORT & PUBLIC WORKS	2/7/2020	4/27/2020	12471	77,800.00	75,000.00
85	NELLSMARK ENGINEERING	CGK/F&EP/2019-2020-2022/003	MOTOR VEHICLE REPAIR SERVICE	RECURRENT	ROADS, TRANSPORT & PUBLIC WORKS	1/20/2020	5/26/2020	12480	287,500.00	77,800.00
86	MOGS AUTO SERVICES	CGK/F&EP/2019-2020-2022/003	MOTOR VEHICLE REPAIR SERVICE	RECURRENT	PUBLIC WORKS	1/20/2020	5/26/2020	11751	287,500.00	287,500.00
87	NELLSMARK ENGINEERING	CGK/F&EP/2019-2020-2022/003	MOTOR VEHICLE REPAIR SERVICE	RECURRENT	CITY OF RISUMU	11/21/2019	12/3/2019	11751	114,500.00	114,500.00
88	EUNYMAT INVESTMENT	CGK/18/2019-2020	EVENT MANAGEMENT SERVICES	RECURRENT						

89	SAHAJANAND SPARES	CGK/R/EP/2019-2020-2022/003	MOTOR VEHICLE REPAIR SERVICE	RECURRENT	AGRICULTURE,LIVESTOCK & FISHERIES	2/7/2020	5/20/2020	12510	127,110.00	127,110.00
90	MOGS AUTO SERVICES	CGK/R/EP/2019-2020-2022/003	PROVISION OF MAINTENANCE AND REPAIR FOR THE COUNTY GOVERNMENT OF KERALA,VILLAGES	RECURRENT	ROADS,TRANSPORT & PUBLIC WORKS	10/31/2019	11/12/2019	12468	72,440.00	72,440.00
91	BENET SOLUTIONS	CGK/R/FO/COOH/2018-2019/052	PRINTING AND BINDING OF LEVEL 1,2,3,4,5	RECURRENT	HEALTH & SANITATION	6/19/2019	6/28/2019	11079	1,987,000.00	1,987,000.00
92	MOGS AUTO SERVICE	CGK/R/EP/2019-2020-2022/003	MOTOR VEHICLE REPAIR SERVICE	RECURRENT	FINANCE & ECONOMIC PLANNING	1/20/2020	4/10/2020	6002/1163	454,250.00	454,250.00
93	LITE NET	CGK/W/CE&NR/R/FO/2020-2020/021	BEAUTIFICATION OF CHEMELL ROUND ABOUT	RECURRENT	WATER,ENVIRONMENT & NATURAL RESOURCES	4/14/2020	7/1/2020	5115	1,962,720.00	1,962,720.00
94	SAHAJANAND SPARES	CGK/46/2019-2020	MOTOR VEHICLE REPAIR SERVICE	RECURRENT	CITY OF KISUMU	1/30/2020	2/15/2020	12141	99,000.00	99,000.00
95	WELLS OIL LTD		FUEL & LUBRICANTS	RECURRENT	WATER,ENVIRONMENT & NATURAL RESOURCES				2,000,000.00	2,000,000.00
96	MOGS AUTO SERVICE		MOTOR VEHICLE REPAIR SERVICE	RECURRENT	WATER,ENVIRONMENT & NATURAL RESOURCES	5/16/2019	7/27/2019	10281	29,500.00	29,500.00
97	MOGS AUTO SERVICE		MOTOR VEHICLE REPAIR SERVICE	RECURRENT	WATER,ENVIRONMENT & NATURAL RESOURCES		12/12/2017		30,000.00	30,000.00
98	MOGS AUTO SERVICE		MOTOR VEHICLE REPAIR SERVICE	RECURRENT	WATER,ENVIRONMENT & NATURAL RESOURCES		12/20/2017		30,000.00	30,000.00
99	MOGS AUTO SERVICE		MOTOR VEHICLE REPAIR SERVICE	RECURRENT	WATER,ENVIRONMENT & NATURAL RESOURCES		12/13/2017		30,000.00	30,000.00
100	MOGS AUTO SERVICE		MOTOR VEHICLE REPAIR SERVICE	RECURRENT	WATER,ENVIRONMENT & NATURAL RESOURCES		1/2/2018		30,000.00	30,000.00
	TOTAL							163,693,218.56		156,507,142.46

2 copies



THE COUNTY GOVERNMENT OF KISUMU
Office of the Executive Committee Member Finance

REF: CGK/FIN/N/T/001/VOL.0004

Date: 19th October, 2020

The Director,
IFMIS Department,
The National Treasury,
P.O BOX 30007-00100,
NAIROBI, KENYA.

RE: KISUMU COUNTY AUTOPOST

This is to kindly request you to Autopost the unposted transactions for the previous Financial Years upto 2019/2020 in the ledger to enable our reports to balance. Currently, the Account Analysis report and the notes are not corresponding and therefore unreliable in the preparation of Financial statements.

Kindly note that the same information is what is used by the Auditors when reviewing our Financial statements.

Your prompt response will be highly appreciated

Keziah Rhoda Okoth
KEZIAH RHODA OKOTH
DIRECTOR -ACCOUNTING SERVICES

Prosperity House (Former Nyanza Provincial Headquarters Building) 2nd Floor
P.O. Box 2738-40100 Kisumu

BASIC SALARY

Vote 5077 Kisumu - Department of Business, Cooperative and Marketing and Vote 5076 Kisumu - Department of Finance and Economic Planning

tween 01-JUL-19 And 30-JUN-20

Class: Recurrent Expenditure

Voucher	Account Details	Sub Item Description	Payee	Payment Date	Amount
50583	0-5076-5076000101-00001001-0203015060-2110101-50600001-000	Basic Salaries - Civil Service	SUSPENSE SALARY ACCOUNT-EQUITY	28-Oct-19	14,070,001.05
50586	0-5076-5076000101-00001001-0203015060-2110101-50600001-000	Basic Salaries - Civil Service	STIMA SACCO SOCIETY LIMITED	28-Oct-19	414,256.05
51576	0-5076-5076000101-00001001-0203015060-2110101-50600001-000	Basic Salaries - Civil Service	KISUMU COUNTY SALARY ACCOUNT	14-Nov-19	544,812.70
51710	0-5076-5076000101-00001001-0203015060-2110101-50600001-000	Basic Salaries - Civil Service	ARGOS FURNISHERS LIMITED	19-Nov-19	1,746.00
52856	0-5076-5076000101-00001001-0203015060-2110101-50600001-000	Basic Salaries - Civil Service	MARY ADHIAMBO OCHIENG	7-Jan-20	75,000.00
52868	0-5076-5076000101-00001001-0203015060-2110101-50600001-000	Basic Salaries - Civil Service	KISUMU COUNTY SALARY ACCOUNT	7-Jan-20	1,800,915.90
52910	0-5076-5076000101-00001001-0203015060-2110101-50600001-000	Basic Salaries - Civil Service	MEK SACCO LIMITED	9-Jan-20	436,978.65
53109	0-5076-5076000101-00001001-0203015060-2110101-50600001-000	Basic Salaries - Civil Service	MOLLYNE ACHIENG OTIENO	22-Jan-20	75,000.00
53118	0-5076-5076000101-00001001-0203015060-2110101-50600001-000	Basic Salaries - Civil Service	KISUMU COUNTY SALARY ACCOUNT	22-Jan-20	520,278.35
53767	0-5076-5076000101-00001001-0203015060-2110101-50600001-000	Basic Salaries - Civil Service	COUNTY GOVERNMENT OF KISUMU COOP SAL	12-Feb-20	1,010,750.00
54785	0-5076-5076000101-00001001-0203015060-2110101-50600001-000	Basic Salaries - Civil Service	NATIONAL NURSES ASSOCIATION OF KENYA	27-Mar-20	142,559.00
54869	0-5076-5076000101-00001001-0203015060-2110101-50600001-000	Basic Salaries - Civil Service	PLATINUM CREDIT LIMITED	1-Apr-20	1,588,152.05
54973	0-5076-5076000101-00001001-0203015060-2110101-50600001-000	Basic Salaries - Civil Service	CIVIL SERVANTS HOUSING SCHEME FUND	3-Apr-20	26,715.00
55433	0-5076-5076000101-00001001-0203015060-2110101-50600001-000	Basic Salaries - Civil Service	SUSPENSE SALARY ACCOUNT-EQUITY	30-Apr-20	19,972,704.50
55432	0-5076-5076000101-00001001-0203015060-2110101-50600001-000	Basic Salaries - Civil Service	SUSPENSE SALARY ACCOUNT FAMILY BANK	30-Apr-20	6,336,695.75
55486	0-5076-5076000101-00001001-0203015060-2110101-50600001-000	Basic Salaries - Civil Service	GUSII MWALIMU SACCO LIMITED	4-May-20	397,102.85
55484	0-5076-5076000101-00001001-0203015060-2110101-50600001-000	Basic Salaries - Civil Service	LAPTRUST PENSION TRUST	4-May-20	7,837,151.40
55487	0-5076-5076000101-00001001-0203015060-2110101-50600001-000	Basic Salaries - Civil Service	JUBILEE INSURANCE COMPANY OF KENYA LIMITED	4-May-20	55,474.30
55495	0-5076-5076000101-00001001-0203015060-2110101-50600001-000	Basic Salaries - Civil Service	CREDIT AFRICA LIMITED	4-May-20	727.50
55513	0-5076-5076000101-00001001-0203015060-2110101-50600001-000	Basic Salaries - Civil Service	PRUDENTIAL LIFE ASSURANCE KENYA LIMITED	4-May-20	235,888.15
55515	0-5076-5076000101-00001001-0203015060-2110101-50600001-000	Basic Salaries - Civil Service	WINAM DEPOSIT	4-May-20	4,000.00
55514	0-5076-5076000101-00001001-0203015060-2110101-50600001-000	Basic Salaries - Civil Service	JUDICIARY KISUMU	4-May-20	4,166.70
55517	0-5076-5076000101-00001001-0203015060-2110101-50600001-000	Basic Salaries - Civil Service	THE MONARCH INSURANCE COMPANY LIMITED	4-May-20	7,236.95

55497	0-5076-5076000101-00001001-0203015060-2110101-50600001-000	Basic Salaries - Civil Service	INSURANCE CO OF EAST AFRICA	4-May-20	193,636.95
55498	0-5076-5076000101-00001001-0203015060-2110101-50600001-000	Basic Salaries - Civil Service	MICRO MOBILE LIMITED	4-May-20	15,814.35
55496	0-5076-5076000101-00001001-0203015060-2110101-50600001-000	Basic Salaries - Civil Service	NGAO CREDIT LIMITED	4-May-20	32,954.45
55516	0-5076-5076000101-00001001-0203015060-2110101-50600001-000	Basic Salaries - Civil Service	KUKOPESHA LTD	4-May-20	11,363.00
55494	0-5076-5076000101-00001001-0203015060-2110101-50600001-000	Basic Salaries - Civil Service	LIBERTY LIFE ASSURANCE KENYA LTD	4-May-20	33,854.95
55525	0-5076-5076000101-00001001-0203015060-2110101-50600001-000	Basic Salaries - Civil Service	MOLYN CREDIT LIMITED	4-May-20	2,034.00
55529	0-5076-5076000101-00001001-0203015060-2110101-50600001-000	Basic Salaries - Civil Service	UNION OF KENYA CIVIL SERVANTS	4-May-20	260,935.75
55524	0-5076-5076000101-00001001-0203015060-2110101-50600001-000	Basic Salaries - Civil Service	AFRICAN RETAIL TRADERS	4-May-20	4,047.15
55526	0-5076-5076000101-00001001-0203015060-2110101-50600001-000	Basic Salaries - Civil Service	ARGOS FURNISHERS LIMITED	4-May-20	3,007.00
55523	0-5076-5076000101-00001001-0203015060-2110101-50600001-000	Basic Salaries - Civil Service	IMARISHA SACCO SOCIETY LIMITED	4-May-20	89,851.25
55538	0-5076-5076000101-00001001-0203015060-2110101-50600001-000	Basic Salaries - Civil Service	SANLAM LIFE INSURANCE LIMITED	5-May-20	337,658.25
55531	0-5076-5076000101-00001001-0203015060-2110101-50600001-000	Basic Salaries - Civil Service	KISUMU COUNTY SALARY ACCOUNT	5-May-20	4,330,523.90
55539	0-5076-5076000101-00001001-0203015060-2110101-50600001-000	Basic Salaries - Civil Service	APA LIFE ASSURANCE LIMITED	5-May-20	140,134.00
55533	0-5076-5076000101-00001001-0203015060-2110101-50600001-000	Basic Salaries - Civil Service	KISUMU COUNTY SALARY ACCOUNT	5-May-20	329,300.00
55534	0-5076-5076000101-00001001-0203015060-2110101-50600001-000	Basic Salaries - Civil Service	KISUMU COUNTY SALARY ACCOUNT	5-May-20	3,186,600.00
55532	0-5076-5076000101-00001001-0203015060-2110101-50600001-000	Basic Salaries - Civil Service	OLD MUTUAL LIFE ASSURANCE COMPANY LIMITED	5-May-20	40,570.25
55570	0-5076-5076000101-00001001-0203015060-2110101-50600001-000	Basic Salaries - Civil Service	KENYA CLINICAL OFFICERS ASSOCIATION	5-May-20	14,400.00
55569	0-5076-5076000101-00001001-0203015060-2110101-50600001-000	Basic Salaries - Civil Service	KENYA PROGRESSIVE NURSES ASSOCIATION	5-May-20	27,318.95
55564	0-5076-5076000101-00001001-0203015060-2110101-50600001-000	Basic Salaries - Civil Service	SHIRIKA SACO SOCIETY LIMITED	5-May-20	271,887.55
55567	0-5076-5076000101-00001001-0203015060-2110101-50600001-000	Basic Salaries - Civil Service	XPLICO INSURANCE COMPANY LIMITED	5-May-20	776.00
55568	0-5076-5076000101-00001001-0203015060-2110101-50600001-000	Basic Salaries - Civil Service	ASSOCIATION OF KENYA MEDICAL LABORATORYSCIENTIFIC OFFICERS	5-May-20	16,320.00
55558	0-5076-5076000101-00001001-0203015060-2110101-50600001-000	Basic Salaries - Civil Service	KISUMU COUNTY EXECUTIVE CAR LOAN ACCOUNT	5-May-20	301,650.00
55566	0-5076-5076000101-00001001-0203015060-2110101-50600001-000	Basic Salaries - Civil Service	MICROMART AFRICA LIMITED	5-May-20	4,821.00
55562	0-5076-5076000101-00001001-0203015060-2110101-50600001-000	Basic Salaries - Civil Service	JOGOO SACCO SOCIETY LIMITED	5-May-20	160,807.05
55563	0-5076-5076000101-00001001-0203015060-2110101-50600001-000	Basic Salaries - Civil Service	PIONEER ASSURANCE COMPANY LIMITED	5-May-20	79,854.40

55565	0-5076-5076000101-00001001-0203015060-2110101-50600001-000	Basic Salaries - Civil Service	KENYA MEDICAL PRACTITIONERS PHARMACISTS AND DENTISTS UNION	5-May-20	441,000.00
55614	0-5076-5076000101-00001001-0203015060-2110101-50600001-000	Basic Salaries - Civil Service	KENYA OCCUPATIONAL THERAPISTS ASSOCIATION	5-May-20	4,000.00
55611	0-5076-5076000101-00001001-0203015060-2110101-50600001-000	Basic Salaries - Civil Service	UKAGUZI SACCO SOCIETY LIMITED	5-May-20	10,530.00
55609	0-5076-5076000101-00001001-0203015060-2110101-50600001-000	Basic Salaries - Civil Service	CIVIL SERVANTS HOUSING SCHEME FUND	5-May-20	26,715.00
55612	0-5076-5076000101-00001001-0203015060-2110101-50600001-000	Basic Salaries - Civil Service	KENYA SOCIETY OF AGRICULTURAL PROFESSIONALS	5-May-20	400.00
55610	0-5076-5076000101-00001001-0203015060-2110101-50600001-000	Basic Salaries - Civil Service	SOCIETY OF RADIOGRAPHY IN KENYA	5-May-20	3,360.00
55616	0-5076-5076000101-00001001-0203015060-2110101-50600001-000	Basic Salaries - Civil Service	WATER WELFARE ASSOCIATION	5-May-20	720.00
55607	0-5076-5076000101-00001001-0203015060-2110101-50600001-000	Basic Salaries - Civil Service	NYANDO AGRICULTURE STAFF WELFARE	5-May-20	39,220.00
55617	0-5076-5076000101-00001001-0203015060-2110101-50600001-000	Basic Salaries - Civil Service	National Association of Orthopaedi	5-May-20	2,400.00
55618	0-5076-5076000101-00001001-0203015060-2110101-50600001-000	Basic Salaries - Civil Service	ASSOCIATION OF MEDICAL RECORDS OFFICERS	5-May-20	1,120.00
55615	0-5076-5076000101-00001001-0203015060-2110101-50600001-000	Basic Salaries - Civil Service	METROPOLITAN NATIONAL SACCO SOCIETY LTD	5-May-20	6,530.00
55608	0-5076-5076000101-00001001-0203015060-2110101-50600001-000	Basic Salaries - Civil Service	KENYA MEDICAL ASSOCIATION SACCO LIMITED	5-May-20	12,555.00
55619	0-5076-5076000101-00001001-0203015060-2110101-50600001-000	Basic Salaries - Civil Service	KISUMU DISTRICT WELFARE ASSOCIATION	5-May-20	1,800.00
55613	0-5076-5076000101-00001001-0203015060-2110101-50600001-000	Basic Salaries - Civil Service	KENYA NATIONAL SECRETARIES ASSOCIATION	5-May-20	1,860.00
55639	0-5076-5076000101-00001001-0203015060-2110101-50600001-000	Basic Salaries - Civil Service	RAFIKI DEPOSIT TAKING MICROFINANCE	5-May-20	49,382.45
55638	0-5076-5076000101-00001001-0203015060-2110101-50600001-000	Basic Salaries - Civil Service	CALVINES OWINY AND LINDA OWINY	5-May-20	12,333.35
55661	0-5076-5076000101-00001001-0203015060-2110101-50600001-000	Basic Salaries - Civil Service	KENINDIA ASSURANCE COMPANY LIMITED	7-May-20	64,928.00
55663	0-5076-5076000101-00001001-0203015060-2110101-50600001-000	Basic Salaries - Civil Service	KENINDIA ASSURANCE COMPANY LIMITED	7-May-20	53,521.00
55662	0-5076-5076000101-00001001-0203015060-2110101-50600001-000	Basic Salaries - Civil Service	KENINDIA ASSURANCE COMPANY LIMITED	7-May-20	53,521.00
55885	0-5076-5076000101-00001001-0203015060-2110101-50600001-000	Basic Salaries - Civil Service	AFRICAN RETAIL TRADERS	22-May-20	16,288.00
55883	0-5076-5076000101-00001001-0203015060-2110101-50600001-000	Basic Salaries - Civil Service	AFRICAN RETAIL TRADERS	22-May-20	14,707.60
55921	0-5076-5076000101-00001001-0203015060-2110101-50600001-000	Basic Salaries - Civil Service	BRITISH AMERICAN INSURANCE	27-May-20	265,070.65
56024	0-5076-5076000101-00001001-0203015060-2110101-50600001-000	Basic Salaries - Civil Service	CIVIL SERVANTS HOUSING SCHEME FUND	2-Jun-20	26,715.00
56027	0-5076-5076000101-00001001-0203015060-2110101-50600001-000	Basic Salaries - Civil Service	AFRICAN RETAIL TRADERS	2-Jun-20	29,971.05

56026	0-5076-5076000101-00001001-0203015060-2110101-50600001-000	Basic Salaries - Civil Service	MICRO MOBILE LIMITED	2-Jun-20	15,733.05
56025	0-5076-5076000101-00001001-0203015060-2110101-50600001-000	Basic Salaries - Civil Service	CIVIL SERVANTS HOUSING SCHEME FUND	2-Jun-20	26,715.00
56028	0-5076-5076000101-00001001-0203015060-2110101-50600001-000	Basic Salaries - Civil Service	AFRICAN RETAIL TRADERS	2-Jun-20	29,971.05
56187	0-5076-5076000101-00001001-0203015060-2110101-50600001-000	Basic Salaries - Civil Service	KENYA CREDIT TRADERS LIMITED	2-Jun-20	19,858.95
56190	0-5076-5076000101-00001001-0203015060-2110101-50600001-000	Basic Salaries - Civil Service	AFRICAN RETAIL TRADERS	2-Jun-20	18,721.05
56189	0-5076-5076000101-00001001-0203015060-2110101-50600001-000	Basic Salaries - Civil Service	AFRICAN RETAIL TRADERS	2-Jun-20	18,721.05
56188	0-5076-5076000101-00001001-0203015060-2110101-50600001-000	Basic Salaries - Civil Service	AFRICAN RETAIL TRADERS	2-Jun-20	10,909.60
56434	0-5076-5076000101-00001001-0203015060-2110101-50600001-000	Basic Salaries - Civil Service	AMEDO CENTERS K LIMITED	12-Jun-20	43,786.25
56783	0-5076-5076000101-00001001-0203015060-2110101-50600001-000	Basic Salaries - Civil Service	IMARISHA SACCO SOCIETY LIMITED	29-Jun-20	134,272.15
56779	0-5076-5076000101-00001001-0203015060-2110101-50600001-000	Basic Salaries - Civil Service	INCOME TAX-PAYE	29-Jun-20	37,407,488.30
56785	0-5076-5076000101-00001001-0203015060-2110101-50600001-000	Basic Salaries - Civil Service	KISUMU COUNTY SALARY ACCOUNT	29-Jun-20	3,214,800.00
56788	0-5076-5076000101-00001001-0203015060-2110101-50600001-000	Basic Salaries - Civil Service	KISUMU COUNTY SALARY ACCOUNT	29-Jun-20	203,350.00
56778	0-5076-5076000101-00001001-0203015060-2110101-50600001-000	Basic Salaries - Civil Service	NACICO SACCO LTD	29-Jun-20	1,713,654.15
56784	0-5076-5076000101-00001001-0203015060-2110101-50600001-000	Basic Salaries - Civil Service	PLATINUM CREDIT LIMITED	29-Jun-20	1,228,962.85
56800	0-5076-5076000101-00001001-0203015060-2110101-50600001-000	Basic Salaries - Civil Service	KENYA COUNTY GOVERNMENT WORKERS UNION KISUMU	29-Jun-20	337,150.00
56799	0-5076-5076000101-00001001-0203015060-2110101-50600001-000	Basic Salaries - Civil Service	LOCAL AUTHORITY PROVIDENT FUND	29-Jun-20	5,983,592.85
56801	0-5076-5076000101-00001001-0203015060-2110101-50600001-000	Basic Salaries - Civil Service	HARAMBEE SACCO SOCIETY LTD-FOSA	29-Jun-20	825,915.15
56803	0-5076-5076000101-00001001-0203015060-2110101-50600001-000	Basic Salaries - Civil Service	KISUMU COUNTY REVENUE FUND ACCOUNT	29-Jun-20	602,100.00
56805	0-5076-5076000101-00001001-0203015060-2110101-50600001-000	Basic Salaries - Civil Service	SHIRIKA SACCO SOCIETY LIMITED	29-Jun-20	244,730.10
56804	0-5076-5076000101-00001001-0203015060-2110101-50600001-000	Basic Salaries - Civil Service	KISUMU COUNTY REVENUE FUND ACCOUNT	29-Jun-20	134,627.00
56790	0-5076-5076000101-00001001-0203015060-2110101-50600001-000	Basic Salaries - Civil Service	NATIONAL HOSPITAL INSURANCE FUND	29-Jun-20	4,421,400.00
56780	0-5076-5076000101-00001001-0203015060-2110101-50600001-000	Basic Salaries - Civil Service	MEK SACCO LIMITED	29-Jun-20	420,932.45
56777	0-5076-5076000101-00001001-0203015060-2110101-50600001-000	Basic Salaries - Civil Service	UNION OF KENYA CIVIL SERVANTS	29-Jun-20	234,308.80
56802	0-5076-5076000101-00001001-0203015060-2110101-50600001-000	Basic Salaries - Civil Service	KISUMU COUNTY REVENUE FUND ACCOUNT	29-Jun-20	540,554.70
56791	0-5076-5076000101-00001001-0203015060-2110101-50600001-000	Basic Salaries - Civil Service	AFYA SACCO SOCIETY LTD- LOAN DEDUCTIONS	29-Jun-20	14,983,415.35
56786	0-5076-5076000101-00001001-0203015060-2110101-50600001-000	Basic Salaries - Civil Service	KISUMU COUNTY SALARY ACCOUNT	29-Jun-20	1,461,331.00

56781	0-5076-5076000101-00001001-0203015060-2110101-50600001-000	Basic Salaries - Civil Service	UKULIMA SACCO SOCIETY LTD.	29-Jun-20	2,926,567.75
56789	0-5076-5076000101-00001001-0203015060-2110101-50600001-000	Basic Salaries - Civil Service	GUSII MWALIMU SACCO LIMITED	29-Jun-20	274,803.60
56776	0-5076-5076000101-00001001-0203015060-2110101-50600001-000	Basic Salaries - Civil Service	LAPTRUST PENSION TRUST	29-Jun-20	7,558,548.35
56792	0-5076-5076000101-00001001-0203015060-2110101-50600001-000	Basic Salaries - Civil Service	COUNTY GOVERNMENT OF KISUMU-BARCLAYS	29-Jun-20	7,545,331.00
56843	0-5076-5076000101-00001001-0203015060-2110101-50600001-000	Basic Salaries - Civil Service	UFUNDI SACCO LTD-MAIN ACCOUNT	30-Jun-20	12,008.00
56842	0-5076-5076000101-00001001-0203015060-2110101-50600001-000	Basic Salaries - Civil Service	NEWFORTIS SAVINGS AND CREDIT COOPERATIVE SOCIETY LIMITED	30-Jun-20	16,333.25
56885	0-5076-5076000101-00001001-0203015060-2110101-50600001-000	Basic Salaries - Civil Service	KENINDIA ASSURANCE COMPANY LIMITED	30-Jun-20	58,829.50
56883	0-5076-5076000101-00001001-0203015060-2110101-50600001-000	Basic Salaries - Civil Service	siaya ufanisi sacco ltd	30-Jun-20	55,535.55
56884	0-5076-5076000101-00001001-0203015060-2110101-50600001-000	Basic Salaries - Civil Service	JAMII BORA BANK LIMITED	30-Jun-20	71,238.00
50185	0-5076-5076000101-00001001-0701015060-2110199-50600001-000	Basic Salaries - Permanent - Others	LOCAL AUTHORITY PROVIDENT FUND	15-Oct-19	6,208,027.55
50165	0-5076-5076000101-00001001-0701015060-2110199-50600001-000	Basic Salaries - Permanent - Others	MWALIMU NATIONAL SACCO	15-Oct-19	363,315.20
50168	0-5076-5076000101-00001001-0701015060-2110199-50600001-000	Basic Salaries - Permanent - Others	PRUDENTIAL LIFE ASSURANCE KENYA LIMITED	15-Oct-19	201,414.40
50176	0-5076-5076000101-00001001-0701015060-2110199-50600001-000	Basic Salaries - Permanent - Others	SUSPENSE SALARY ACCOUNT FAMILY BANK	15-Oct-19	3,718,360.35
50194	0-5076-5076000101-00001001-0701015060-2110199-50600001-000	Basic Salaries - Permanent - Others	FAULU KENYA MICROFINANCE BANK LIMITED	15-Oct-19	3,817,741.00
50190	0-5076-5076000101-00001001-0701015060-2110199-50600001-000	Basic Salaries - Permanent - Others	KENYA COUNTY GOVERNMENT WORKERS UNION KISUMU	15-Oct-19	386,970.00
50162	0-5076-5076000101-00001001-0701015060-2110199-50600001-000	Basic Salaries - Permanent - Others	CHECK-OFF LOANS SUSPENSE-CO-OPERATIVE BANK OF KENYA	15-Oct-19	22,341,737.55
50186	0-5076-5076000101-00001001-0701015060-2110199-50600001-000	Basic Salaries - Permanent - Others	LOCAL AUTHORITY PROVIDENT FUND	15-Oct-19	6,202,477.40
50175	0-5076-5076000101-00001001-0701015060-2110199-50600001-000	Basic Salaries - Permanent - Others	MEK SACCO LIMITED	15-Oct-19	488,136.05
50154	0-5076-5076000101-00001001-0701015060-2110199-50600001-000	Basic Salaries - Permanent - Others	ARDHI SACCO	15-Oct-19	250,329.95
50169	0-5076-5076000101-00001001-0701015060-2110199-50600001-000	Basic Salaries - Permanent - Others	PRUDENTIAL LIFE ASSURANCE KENYA LIMITED	15-Oct-19	195,246.15
50181	0-5076-5076000101-00001001-0701015060-2110199-50600001-000	Basic Salaries - Permanent - Others	KISUMU COUNTY EXECUTIVE CAR LOAN ACCOUNT	15-Oct-19	235,755.00
50183	0-5076-5076000101-00001001-0701015060-2110199-50600001-000	Basic Salaries - Permanent - Others	BRITISH AMERICAN INSURANCE	15-Oct-19	272,606.10
50159	0-5076-5076000101-00001001-0701015060-2110199-50600001-000	Basic Salaries - Permanent - Others	KENYA COMMERCIAL BANK-CHECK OFF LOANS	15-Oct-19	10,901,041.05

50160	0-5076-5076000101-00001001-0701015060-2110199-50600001-000	Basic Salaries - Permanent - Others	KENYA COMMERCIAL BANK-CHECK OFF LOANS	15-Oct-19	10,995,385.10
50173	0-5076-5076000101-00001001-0701015060-2110199-50600001-000	Basic Salaries - Permanent - Others	WCPS DEDUCTION	15-Oct-19	610,953.90
50155	0-5076-5076000101-00001001-0701015060-2110199-50600001-000	Basic Salaries - Permanent - Others	ARDHI SACCO	15-Oct-19	247,466.75
50179	0-5076-5076000101-00001001-0701015060-2110199-50600001-000	Basic Salaries - Permanent - Others	SANLAM LIFE INSURANCE LIMITED	15-Oct-19	383,092.10
50191	0-5076-5076000101-00001001-0701015060-2110199-50600001-000	Basic Salaries - Permanent - Others	HARAMBEE SACCO SOCIETY LTD-FOSA	15-Oct-19	855,286.00
50163	0-5076-5076000101-00001001-0701015060-2110199-50600001-000	Basic Salaries - Permanent - Others	CHECK-OFF LOANS SUSPENSE-CO-OPERATIVE BANK OF KENYA	15-Oct-19	22,298,711.10
50166	0-5076-5076000101-00001001-0701015060-2110199-50600001-000	Basic Salaries - Permanent - Others	MWALIMU NATIONAL SACCO	15-Oct-19	354,448.90
50158	0-5076-5076000101-00001001-0701015060-2110199-50600001-000	Basic Salaries - Permanent - Others	JAMII SACCO SOCIETY LIMITED	15-Oct-19	189,007.55
50157	0-5076-5076000101-00001001-0701015060-2110199-50600001-000	Basic Salaries - Permanent - Others	JAMII SACCO SOCIETY LIMITED	15-Oct-19	182,515.50
50156	0-5076-5076000101-00001001-0701015060-2110199-50600001-000	Basic Salaries - Permanent - Others	SHIRIKA SACO SOCIETY LIMITED	15-Oct-19	417,713.40
50193	0-5076-5076000101-00001001-0701015060-2110199-50600001-000	Basic Salaries - Permanent - Others	SELECT MANAGEMENT SERVICES LTD	15-Oct-19	724,417.75
50177	0-5076-5076000101-00001001-0701015060-2110199-50600001-000	Basic Salaries - Permanent - Others	PREMIER KENYA LIMITED	15-Oct-19	479,389.95
50171	0-5076-5076000101-00001001-0701015060-2110199-50600001-000	Basic Salaries - Permanent - Others	NACICO SACCO LTD	15-Oct-19	985,508.00
50161	0-5076-5076000101-00001001-0701015060-2110199-50600001-000	Basic Salaries - Permanent - Others	HAZINA SACCO SOCIETY LTD	15-Oct-19	251,323.30
50152	0-5076-5076000101-00001001-0701015060-2110199-50600001-000	Basic Salaries - Permanent - Others	IZWE LOANS KENYA LTD	15-Oct-19	1,317,642.05
50182	0-5076-5076000101-00001001-0701015060-2110199-50600001-000	Basic Salaries - Permanent - Others	EMU INYA ENTERPRISES LIMITED	15-Oct-19	265,343.30
50192	0-5076-5076000101-00001001-0701015060-2110199-50600001-000	Basic Salaries - Permanent - Others	SELECT MANAGEMENT SERVICES LTD	15-Oct-19	727,356.25
50180	0-5076-5076000101-00001001-0701015060-2110199-50600001-000	Basic Salaries - Permanent - Others	SBM bank(scheme loans collection account)	15-Oct-19	255,021.00
50174	0-5076-5076000101-00001001-0701015060-2110199-50600001-000	Basic Salaries - Permanent - Others	MOLYN CREDIT LIMITED	15-Oct-19	2,819.00
50153	0-5076-5076000101-00001001-0701015060-2110199-50600001-000	Basic Salaries - Permanent - Others	LETSHEGO KENYA LIMITED	15-Oct-19	940,611.45
50172	0-5076-5076000101-00001001-0701015060-2110199-50600001-000	Basic Salaries - Permanent - Others	PAY DIRECT SCHEME LOANS-BARCLAYS	15-Oct-19	4,172,447.95
50189	0-5076-5076000101-00001001-0701015060-2110199-50600001-000	Basic Salaries - Permanent - Others	KENYA NATIONAL UNION OF NURSES	15-Oct-19	343,576.80
50164	0-5076-5076000101-00001001-0701015060-2110199-50600001-000	Basic Salaries - Permanent - Others	LAPTRUST PENSION TRUST	15-Oct-19	7,617,327.95
50170	0-5076-5076000101-00001001-0701015060-2110199-50600001-000	Basic Salaries - Permanent - Others	MADISON INSURANCE COMPANY KENYA LIMITED	15-Oct-19	1,170,112.40
50178	0-5076-5076000101-00001001-0701015060-2110199-50600001-000	Basic Salaries - Permanent - Others	PREMIER KENYA LIMITED	15-Oct-19	439,775.95
50219	0-5076-5076000101-00001001-0701015060-2110199-50600001-000	Basic Salaries - Permanent - Others	KISUMU COUNTY REVENUE FUND ACCOUNT	16-Oct-19	181,231.00

50227	0-5076-5076000101-00001001-0701015060-2110199-50600001-000	Basic Salaries - Permanent - Others	JANE AKINYI OYARE	16-Oct-19	168,743.70
50230	0-5076-5076000101-00001001-0701015060-2110199-50600001-000	Basic Salaries - Permanent - Others	Kenya Union Of Clinical Officers	16-Oct-19	55,000.00
50224	0-5076-5076000101-00001001-0701015060-2110199-50600001-000	Basic Salaries - Permanent - Others	INCOME TAX-PAYE	16-Oct-19	62,556.30
50235	0-5076-5076000101-00001001-0701015060-2110199-50600001-000	Basic Salaries - Permanent - Others	CIC INSURANCE GROUP	16-Oct-19	72,534.65
50217	0-5076-5076000101-00001001-0701015060-2110199-50600001-000	Basic Salaries - Permanent - Others	KISUMU COUNTY EXECUTIVE CAR LOAN ACCOUNT	16-Oct-19	32,439.00
50215	0-5076-5076000101-00001001-0701015060-2110199-50600001-000	Basic Salaries - Permanent - Others	THE MONARCH INSURANCE COMPANY LIMITED	16-Oct-19	1,940.00
50226	0-5076-5076000101-00001001-0701015060-2110199-50600001-000	Basic Salaries - Permanent - Others	ASILI SACCO SOCIETY LTD	16-Oct-19	155,201.30
50210	0-5076-5076000101-00001001-0701015060-2110199-50600001-000	Basic Salaries - Permanent - Others	CFC STANBIC BANK	16-Oct-19	118,784.70
50214	0-5076-5076000101-00001001-0701015060-2110199-50600001-000	Basic Salaries - Permanent - Others	STIMA SACCO SOCIETY LIMITED	16-Oct-19	19,934.00
50213	0-5076-5076000101-00001001-0701015060-2110199-50600001-000	Basic Salaries - Permanent - Others	STIMA SACCO SOCIETY LIMITED	16-Oct-19	19,934.00
50222	0-5076-5076000101-00001001-0701015060-2110199-50600001-000	Basic Salaries - Permanent - Others	SHIRIKA SACO SOCIETY LIMITED	16-Oct-19	401,494.90
50209	0-5076-5076000101-00001001-0701015060-2110199-50600001-000	Basic Salaries - Permanent - Others	CIVIL SERVANTS HOUSING SCHEME FUND	16-Oct-19	26,715.00
50223	0-5076-5076000101-00001001-0701015060-2110199-50600001-000	Basic Salaries - Permanent - Others	HIGHER EDUCATION LOANS BOARD	16-Oct-19	551,942.90
50232	0-5076-5076000101-00001001-0701015060-2110199-50600001-000	Basic Salaries - Permanent - Others	NYANDO AGRICULTURE STAFF WELFARE	16-Oct-19	44,500.00
50208	0-5076-5076000101-00001001-0701015060-2110199-50600001-000	Basic Salaries - Permanent - Others	CIVIL SERVANTS HOUSING SCHEME FUND	16-Oct-19	26,715.00
50229	0-5076-5076000101-00001001-0701015060-2110199-50600001-000	Basic Salaries - Permanent - Others	Kenya Union Of Clinical Officers	16-Oct-19	55,000.00
50233	0-5076-5076000101-00001001-0701015060-2110199-50600001-000	Basic Salaries - Permanent - Others	NYANDO AGRICULTURE STAFF WELFARE	16-Oct-19	44,500.00
50234	0-5076-5076000101-00001001-0701015060-2110199-50600001-000	Basic Salaries - Permanent - Others	KUKOPESHA LTD	16-Oct-19	15,757.10
50216	0-5076-5076000101-00001001-0701015060-2110199-50600001-000	Basic Salaries - Permanent - Others	THE MONARCH INSURANCE COMPANY LIMITED	16-Oct-19	1,940.00
50207	0-5076-5076000101-00001001-0701015060-2110199-50600001-000	Basic Salaries - Permanent - Others	KENYA MEDICAL ASSOCIATION SACCO LIMITED	16-Oct-19	12,600.00
50211	0-5076-5076000101-00001001-0701015060-2110199-50600001-000	Basic Salaries - Permanent - Others	UAP PROVINCIAL INSURANCE	16-Oct-19	19,956.80
50212	0-5076-5076000101-00001001-0701015060-2110199-50600001-000	Basic Salaries - Permanent - Others	UKAGUZI SACCO SOCIETY LIMITED	16-Oct-19	17,835.00
50218	0-5076-5076000101-00001001-0701015060-2110199-50600001-000	Basic Salaries - Permanent - Others	KISUMU COUNTY REVENUE FUND ACCOUNT	16-Oct-19	300.00
50231	0-5076-5076000101-00001001-0701015060-2110199-50600001-000	Basic Salaries - Permanent - Others	JUDICIARY KISUMU	16-Oct-19	14,166.70
50228	0-5076-5076000101-00001001-0701015060-2110199-50600001-000	Basic Salaries - Permanent - Others	KENYA POLICE SACCO LTD.	16-Oct-19	13,390.00

50242	0-5076-5076000101-00001001-0701015060-2110199-50600001-000	Basic Salaries - Permanent - Others	KISUMU COUNTY GOVERNMENT BULK LOANS ACCOUNT	15-Oct-19	12,220.00
50243	0-5076-5076000101-00001001-0701015060-2110199-50600001-000	Basic Salaries - Permanent - Others	UFUNDI SACCO LTD-MAIN ACCOUNT	16-Oct-19	51,425.75
50256	0-5076-5076000101-00001001-0701015060-2110199-50600001-000	Basic Salaries - Permanent - Others	CORPORATE INSURANCE COMPANY LIMITED	16-Oct-19	19,885.00
50250	0-5076-5076000101-00001001-0701015060-2110199-50600001-000	Basic Salaries - Permanent - Others	SIAYA KILIMO SELF HELP GROUP	16-Oct-19	300.00
50253	0-5076-5076000101-00001001-0701015060-2110199-50600001-000	Basic Salaries - Permanent - Others	OLD MUTUAL LIFE ASSURANCE COMPANY LIMITED	16-Oct-19	42,510.25
50257	0-5076-5076000101-00001001-0701015060-2110199-50600001-000	Basic Salaries - Permanent - Others	JOGOO SACCO SOCIETY LIMITED	16-Oct-19	153,742.35
50254	0-5076-5076000101-00001001-0701015060-2110199-50600001-000	Basic Salaries - Permanent - Others	PIONEER ASSURANCE COMPANY LIMITED	16-Oct-19	90,627.20
50258	0-5076-5076000101-00001001-0701015060-2110199-50600001-000	Basic Salaries - Permanent - Others	MOW SPORTS AND WELFARE	16-Oct-19	6,200.00
50255	0-5076-5076000101-00001001-0701015060-2110199-50600001-000	Basic Salaries - Permanent - Others	KISUMU MUNICIPAL STAFF BBF	16-Oct-19	69,600.00
50251	0-5076-5076000101-00001001-0701015060-2110199-50600001-000	Basic Salaries - Permanent - Others	ARGOS FURNISHERS LIMITED	16-Oct-19	1,746.00
50252	0-5076-5076000101-00001001-0701015060-2110199-50600001-000	Basic Salaries - Permanent - Others	IMARISHA SACCO SOCIETY LIMITED	16-Oct-19	41,902.40
50249	0-5076-5076000101-00001001-0701015060-2110199-50600001-000	Basic Salaries - Permanent - Others	KENYA MEDICAL PRACTITIONERS PHARMACISTS AND DENTISTS UNION	16-Oct-19	464,000.00
50259	0-5076-5076000101-00001001-0701015060-2110199-50600001-000	Basic Salaries - Permanent - Others	KENYA CREDIT TRADERS LIMITED	16-Oct-19	23,013.25
50297	0-5076-5076000101-00001001-0701015060-2110199-50600001-000	Basic Salaries - Permanent - Others	MUTCO SACCO	17-Oct-19	50,478.55
50298	0-5076-5076000101-00001001-0701015060-2110199-50600001-000	Basic Salaries - Permanent - Others	NEWFORTIS SAVINGS AND CREDIT COOPERATIVE SOCIETY LIMITED	17-Oct-19	22,945.05
50294	0-5076-5076000101-00001001-0701015060-2110199-50600001-000	Basic Salaries - Permanent - Others	APA LIFE ASSURANCE LIMITED	17-Oct-19	112,773.20
50304	0-5076-5076000101-00001001-0701015060-2110199-50600001-000	Basic Salaries - Permanent - Others	KENYA VETERINARY ASSOCIATION NYANZA BRANCH	17-Oct-19	1,800.00
50299	0-5076-5076000101-00001001-0701015060-2110199-50600001-000	Basic Salaries - Permanent - Others	NEWFORTIS SAVINGS AND CREDIT COOPERATIVE SOCIETY LIMITED	17-Oct-19	21,060.20
50295	0-5076-5076000101-00001001-0701015060-2110199-50600001-000	Basic Salaries - Permanent - Others	APA LIFE ASSURANCE LIMITED	17-Oct-19	113,386.25
50300	0-5076-5076000101-00001001-0701015060-2110199-50600001-000	Basic Salaries - Permanent - Others	STAKE KENYA SACCO SOCIETY LIMITED	17-Oct-19	4,145.00
50296	0-5076-5076000101-00001001-0701015060-2110199-50600001-000	Basic Salaries - Permanent - Others	MUTCO SACCO	17-Oct-19	50,452.40
50303	0-5076-5076000101-00001001-0701015060-2110199-50600001-000	Basic Salaries - Permanent - Others	MILIKI SAVINGS AND CREDIT LIMITED	17-Oct-19	1,795.00
50302	0-5076-5076000101-00001001-0701015060-2110199-50600001-000	Basic Salaries - Permanent - Others	KENYA SOCIETY OF AGRICULTURAL PROFESSIONALS	17-Oct-19	600.00

50301	0-5076-5076000101-00001001-0701015060-2110199-50600001-000	Basic Salaries - Permanent - Others	PRIVATE EQUITY COMPANY LIMITED	17-Oct-19	37,431.00
50314	0-5076-5076000101-00001001-0701015060-2110199-50600001-000	Basic Salaries - Permanent - Others	MOLYN CREDIT LIMITED	17-Oct-19	2,819.00
50322	0-5076-5076000101-00001001-0701015060-2110199-50600001-000	Basic Salaries - Permanent - Others	KENYA VETERINARY ASSOCIATION NYANZA BRANCH	17-Oct-19	1,800.00
50312	0-5076-5076000101-00001001-0701015060-2110199-50600001-000	Basic Salaries - Permanent - Others	LIBERTY LIFE ASSURANCE KENYA LTD	17-Oct-19	36,311.90
50320	0-5076-5076000101-00001001-0701015060-2110199-50600001-000	Basic Salaries - Permanent - Others	ARDHI SOCIAL WELFARE ASSOCIATION	17-Oct-19	350.00
50315	0-5076-5076000101-00001001-0701015060-2110199-50600001-000	Basic Salaries - Permanent - Others	TOWN CLERK'S DEPT.STAFF WELFARE GROUP	17-Oct-19	7,000.00
50311	0-5076-5076000101-00001001-0701015060-2110199-50600001-000	Basic Salaries - Permanent - Others	NANDI KILIMO WELFARE FUND	17-Oct-19	300.00
50316	0-5076-5076000101-00001001-0701015060-2110199-50600001-000	Basic Salaries - Permanent - Others	KISUMU MUNICIPAL STAFF BBF	17-Oct-19	250.00
50317	0-5076-5076000101-00001001-0701015060-2110199-50600001-000	Basic Salaries - Permanent - Others	CORPORATE INSURANCE COMPANY LIMITED	17-Oct-19	24,735.00
50325	0-5076-5076000101-00001001-0701015060-2110199-50600001-000	Basic Salaries - Permanent - Others	WATER WELFARE ASSOCIATION	17-Oct-19	1,600.00
50310	0-5076-5076000101-00001001-0701015060-2110199-50600001-000	Basic Salaries - Permanent - Others	KENYA ASSOCIATION OF LIVESTOCK TECHNICIAN	17-Oct-19	800.00
50321	0-5076-5076000101-00001001-0701015060-2110199-50600001-000	Basic Salaries - Permanent - Others	LUNAR CREDIT LIMITED	17-Oct-19	3,532.55
50323	0-5076-5076000101-00001001-0701015060-2110199-50600001-000	Basic Salaries - Permanent - Others	KENYA NATIONAL SECRETARIES ASSOCIATION	17-Oct-19	2,100.00
50318	0-5076-5076000101-00001001-0701015060-2110199-50600001-000	Basic Salaries - Permanent - Others	PIONEER ASSURANCE COMPANY LIMITED	17-Oct-19	87,223.45
50324	0-5076-5076000101-00001001-0701015060-2110199-50600001-000	Basic Salaries - Permanent - Others	MICROMART AFRICA LIMITED	17-Oct-19	4,513.35
50319	0-5076-5076000101-00001001-0701015060-2110199-50600001-000	Basic Salaries - Permanent - Others	INDUSTRIAL STAFF WELFARE ASSOCIATION	17-Oct-19	90,627.20
50313	0-5076-5076000101-00001001-0701015060-2110199-50600001-000	Basic Salaries - Permanent - Others	CREDIT AFRICA LIMITED	17-Oct-19	727.50
50309	0-5076-5076000101-00001001-0701015060-2110199-50600001-000	Basic Salaries - Permanent - Others	MINISTRY OF LABOUR AND SPORTS ASSOCIATION (MLWASA)-NYERI	17-Oct-19	29,648.30
50350	0-5076-5076000101-00001001-0701015060-2110199-50600001-000	Basic Salaries - Permanent - Others	STAKE KENYA SACCO SOCIETY LIMITED	17-Oct-19	4,145.00
50351	0-5076-5076000101-00001001-0701015060-2110199-50600001-000	Basic Salaries - Permanent - Others	METROPOLITAN NATIONAL SACCO SOCIETY LTD	17-Oct-19	8,875.00
50473	0-5076-5076000101-00001001-0701015060-2110199-50600001-000	Basic Salaries - Permanent - Others	PLATINUM CREDIT LIMITED	22-Oct-19	1,484,540.60
50521	0-5076-5076000101-00001001-0701015060-2110199-50600001-000	Basic Salaries - Permanent - Others	LOCAL AUTHORITY PROVIDENT FUND	24-Oct-19	5,058,290.70
50659	0-5076-5076000101-00001001-0701015060-2110199-50600001-000	Basic Salaries - Permanent - Others	WINAM DEPOSIT	28-Oct-19	16,333.35
50953	0-5076-5076000101-00001001-0701015060-2110199-50600001-000	Basic Salaries - Permanent - Others	ARDHI SACCO	31-Oct-19	247,466.75
50956	0-5076-5076000101-00001001-0701015060-2110199-50600001-000	Basic Salaries - Permanent - Others	CFC STANBIC BANK	31-Oct-19	137,464.70

50957	0-5076-5076000101-00001001-0701015060-2110199-50600001-000	Basic Salaries - Permanent - Others	ARGOS FURNISHERS LIMITED	31-Oct-19	1,746.00
50960	0-5076-5076000101-00001001-0701015060-2110199-50600001-000	Basic Salaries - Permanent - Others	LIBERTY LIFE ASSURANCE KENYA LTD	31-Oct-19	35,311.90
50955	0-5076-5076000101-00001001-0701015060-2110199-50600001-000	Basic Salaries - Permanent - Others	KUKOPESHA LTD	31-Oct-19	15,757.10
50952	0-5076-5076000101-00001001-0701015060-2110199-50600001-000	Basic Salaries - Permanent - Others	KISUMU COUNTY EXECUTIVE CAR LOAN ACCOUNT	31-Oct-19	32,439.00
50961	0-5076-5076000101-00001001-0701015060-2110199-50600001-000	Basic Salaries - Permanent - Others	National Association of Orthopaedi	31-Oct-19	2,500.00
50974	0-5076-5076000101-00001001-0701015060-2110199-50600001-000	Basic Salaries - Permanent - Others	HARAMBEE SACCO SOCIETY LTD-FOSA	31-Oct-19	877,026.55
50959	0-5076-5076000101-00001001-0701015060-2110199-50600001-000	Basic Salaries - Permanent - Others	NANDI KILIMO WELFARE FUND	31-Oct-19	600.00
50958	0-5076-5076000101-00001001-0701015060-2110199-50600001-000	Basic Salaries - Permanent - Others	KENYA OCCUPATIONAL THERAPISTS ASSOCIATION	31-Oct-19	4,300.00
50973	0-5076-5076000101-00001001-0701015060-2110199-50600001-000	Basic Salaries - Permanent - Others	SANLAM LIFE INSURANCE LIMITED	31-Oct-19	404,479.65
50954	0-5076-5076000101-00001001-0701015060-2110199-50600001-000	Basic Salaries - Permanent - Others	WCPS DEDUCTION	31-Oct-19	606,066.85
51090	0-5076-5076000101-00001001-0701015060-2110199-50600001-000	Basic Salaries - Permanent - Others	KENYA SOCIETY OF PHYSIOTHERAPISTS	5-Nov-19	2,400.00
51085	0-5076-5076000101-00001001-0701015060-2110199-50600001-000	Basic Salaries - Permanent - Others	NGAO CREDIT LIMITED	5-Nov-19	74,525.45
51088	0-5076-5076000101-00001001-0701015060-2110199-50600001-000	Basic Salaries - Permanent - Others	THE ASSOCIATION OF PUBLIC HEALTH OFFIERS (KENYA)	5-Nov-19	36,100.00
51097	0-5076-5076000101-00001001-0701015060-2110199-50600001-000	Basic Salaries - Permanent - Others	PHARMACEUTICAL SOCIETY OF KENYA	5-Nov-19	10,842.00
51091	0-5076-5076000101-00001001-0701015060-2110199-50600001-000	Basic Salaries - Permanent - Others	KENINDIA ASSURANCE COMPANY LIMITED	5-Nov-19	75,037.30
51084	0-5076-5076000101-00001001-0701015060-2110199-50600001-000	Basic Salaries - Permanent - Others	XPLICO INSURANCE COMPANY LIMITED	5-Nov-19	2,163.10
51089	0-5076-5076000101-00001001-0701015060-2110199-50600001-000	Basic Salaries - Permanent - Others	ASSOCIATION OF KENYA MEDICAL LABORATORYSCIENTIFIC OFFICERS	5-Nov-19	18,000.00
51082	0-5076-5076000101-00001001-0701015060-2110199-50600001-000	Basic Salaries - Permanent - Others	ASSOCIATION OF MEDICAL RECORDS OFFICERS	5-Nov-19	1,300.00
51096	0-5076-5076000101-00001001-0701015060-2110199-50600001-000	Basic Salaries - Permanent - Others	National Association of Orthopaedi	5-Nov-19	2,500.00
51098	0-5076-5076000101-00001001-0701015060-2110199-50600001-000	Basic Salaries - Permanent - Others	JAMII BORA BANK LIMITED	5-Nov-19	138,218.15
51099	0-5076-5076000101-00001001-0701015060-2110199-50600001-000	Basic Salaries - Permanent - Others	JAMII BORA BANK LIMITED	5-Nov-19	138,218.15
51087	0-5076-5076000101-00001001-0701015060-2110199-50600001-000	Basic Salaries - Permanent - Others	KENYA MEDICAL SOCIAL WORKERS ASSOCIATION	5-Nov-19	900.00
51095	0-5076-5076000101-00001001-0701015060-2110199-50600001-000	Basic Salaries - Permanent - Others	METROPOLITAN NATIONAL SACCO SOCIETY LTD	5-Nov-19	8,875.00
51086	0-5076-5076000101-00001001-0701015060-2110199-50600001-000	Basic Salaries - Permanent - Others	KISUMU DISTRICT WELFARE ASSOCIATION	5-Nov-19	2,400.00
51127	0-5076-5076000101-00001001-0701015060-2110199-50600001-000	Basic Salaries - Permanent - Others	KISUMU LISWA GROUP	5-Nov-19	32,400.00

51126	0-5076-5076000101-00001001-0701015060-2110199-50600001-000	Basic Salaries - Permanent - Others	ASSOCIATION OF MEDICAL RECORDS OFFICERS	5-Nov-19	1,300.00
51302	0-5076-5076000101-00001001-0701015060-2110199-50600001-000	Basic Salaries - Permanent - Others	KENYA POST OFFICE SAVINGS BANK	12-Nov-19	27,760.00
51303	0-5076-5076000101-00001001-0701015060-2110199-50600001-000	Basic Salaries - Permanent - Others	KENYA POST OFFICE SAVINGS BANK	12-Nov-19	28,360.00
51304	0-5076-5076000101-00001001-0701015060-2110199-50600001-000	Basic Salaries - Permanent - Others	INSURANCE CO OF EAST AFRICA	12-Nov-19	145,965.60
51300	0-5076-5076000101-00001001-0701015060-2110199-50600001-000	Basic Salaries - Permanent - Others	KENYA POST OFFICE SAVINGS BANK	12-Nov-19	27,760.00
51301	0-5076-5076000101-00001001-0701015060-2110199-50600001-000	Basic Salaries - Permanent - Others	KENYA POST OFFICE SAVINGS BANK	12-Nov-19	27,760.00
51623	0-5076-5076000101-00001001-0701015060-2110199-50600001-000	Basic Salaries - Permanent - Others	INSURANCE CO OF EAST AFRICA	18-Nov-19	87,406.00
51865	0-5076-5076000101-00001001-0701015060-2110199-50600001-000	Basic Salaries - Permanent - Others	UKAGUZI SACCO SOCIETY LIMITED	25-Nov-19	17,835.00
51868	0-5076-5076000101-00001001-0701015060-2110199-50600001-000	Basic Salaries - Permanent - Others	PRIVATE EQUITY COMPANY LIMITED	25-Nov-19	37,431.00
51864	0-5076-5076000101-00001001-0701015060-2110199-50600001-000	Basic Salaries - Permanent - Others	UAP PROVINCIAL INSURANCE	25-Nov-19	19,956.80
51869	0-5076-5076000101-00001001-0701015060-2110199-50600001-000	Basic Salaries - Permanent - Others	PHARMACEUTICAL SOCIETY OF KENYA	25-Nov-19	10,842.00
51867	0-5076-5076000101-00001001-0701015060-2110199-50600001-000	Basic Salaries - Permanent - Others	KENYA CREDIT TRADERS LIMITED	25-Nov-19	28,251.25
51866	0-5076-5076000101-00001001-0701015060-2110199-50600001-000	Basic Salaries - Permanent - Others	SWA LABOUR AND HRD USWA	25-Nov-19	270.00
51899	0-5076-5076000101-00001001-0701015060-2110199-50600001-000	Basic Salaries - Permanent - Others	MADISON INSURANCE COMPANY KENYA LIMITED	26-Nov-19	1,180,006.40
51928	0-5076-5076000101-00001001-0701015060-2110199-50600001-000	Basic Salaries - Permanent - Others	CIC INSURANCE GROUP	27-Nov-19	72,750.00
51927	0-5076-5076000101-00001001-0701015060-2110199-50600001-000	Basic Salaries - Permanent - Others	CIC INSURANCE GROUP	27-Nov-19	75,250.00
51929	0-5076-5076000101-00001001-0701015060-2110199-50600001-000	Basic Salaries - Permanent - Others	CIC INSURANCE GROUP	27-Nov-19	82,778.00
52009	0-5076-5076000101-00001001-0701015060-2110199-50600001-000	Basic Salaries - Permanent - Others	IMARISHA SACCO SOCIETY LIMITED	28-Nov-19	42,009.55
52011	0-5076-5076000101-00001001-0701015060-2110199-50600001-000	Basic Salaries - Permanent - Others	KISUMU LISWA GROUP	28-Nov-19	32,883.05
52023	0-5076-5076000101-00001001-0701015060-2110199-50600001-000	Basic Salaries - Permanent - Others	NATIONAL NURSES ASSOCIATION OF KENYA LTD	28-Nov-19	143,639.00
52005	0-5076-5076000101-00001001-0701015060-2110199-50600001-000	Basic Salaries - Permanent - Others	siaya ufanisi sacco ltd	28-Nov-19	60,468.60
52010	0-5076-5076000101-00001001-0701015060-2110199-50600001-000	Basic Salaries - Permanent - Others	OLD MUTUAL LIFE ASSURANCE COMPANY LIMITED	28-Nov-19	43,480.25
52008	0-5076-5076000101-00001001-0701015060-2110199-50600001-000	Basic Salaries - Permanent - Others	JOGOO SACCO SOCIETY LIMITED	28-Nov-19	152,720.10
52024	0-5076-5076000101-00001001-0701015060-2110199-50600001-000	Basic Salaries - Permanent - Others	ASILI SACCO SOCIETY LTD	28-Nov-19	155,551.75
52004	0-5076-5076000101-00001001-0701015060-2110199-50600001-000	Basic Salaries - Permanent - Others	COTU	28-Nov-19	116,960.00

52012	0-5076-5076000101-00001001-0701015060-2110199-50600001-000	Basic Salaries - Permanent - Others	THE ASSOCIATION OF PUBLIC HEALTH OFFIERS (KENYA)	28-Nov-19	36,100.00
52006	0-5076-5076000101-00001001-0701015060-2110199-50600001-000	Basic Salaries - Permanent - Others	UFUNDI SACCO LTD-MAIN ACCOUNT	28-Nov-19	51,794.20
52007	0-5076-5076000101-00001001-0701015060-2110199-50600001-000	Basic Salaries - Permanent - Others	KISUMU MUNICIPAL STAFF BFF	28-Nov-19	69,400.00
52028	0-5076-5076000101-00001001-0701015060-2110199-50600001-000	Basic Salaries - Permanent - Others	XPLICO INSURANCE COMPANY LIMITED	28-Nov-19	2,163.10
52027	0-5076-5076000101-00001001-0701015060-2110199-50600001-000	Basic Salaries - Permanent - Others	LUNAR CREDIT LIMITED	28-Nov-19	9,859.85
52026	0-5076-5076000101-00001001-0701015060-2110199-50600001-000	Basic Salaries - Permanent - Others	KENYA MEDICAL PRACTITIONERS PHARMACISTS AND DENTISTS UNION	28-Nov-19	470,000.00
52032	0-5076-5076000101-00001001-0701015060-2110199-50600001-000	Basic Salaries - Permanent - Others	WINAM DEPOSIT	28-Nov-19	16,333.35
52029	0-5076-5076000101-00001001-0701015060-2110199-50600001-000	Basic Salaries - Permanent - Others	SOCIETY OF RADIOGRAPHY IN KENYA	28-Nov-19	4,000.00
52033	0-5076-5076000101-00001001-0701015060-2110199-50600001-000	Basic Salaries - Permanent - Others	COTU	28-Nov-19	110,290.00
52047	0-5076-5076000101-00001001-0701015060-2110199-50600001-000	Basic Salaries - Permanent - Others	WATER WELFARE ASSOCIATION	28-Nov-19	1,600.00
52048	0-5076-5076000101-00001001-0701015060-2110199-50600001-000	Basic Salaries - Permanent - Others	NGAO CREDIT LIMITED	28-Nov-19	80,593.45
52318	0-5076-5076000101-00001001-0701015060-2110199-50600001-000	Basic Salaries - Permanent - Others	KENYA PROGRESSIVE NURSES ASSOCIATION	11-Dec-19	29,938.95
52325	0-5076-5076000101-00001001-0701015060-2110199-50600001-000	Basic Salaries - Permanent - Others	KENYA CLINICAL OFFICERS ASSOCIATION	11-Dec-19	14,200.00
52319	0-5076-5076000101-00001001-0701015060-2110199-50600001-000	Basic Salaries - Permanent - Others	AFRICAN CAPITAL LTD	11-Dec-19	674,374.45
52321	0-5076-5076000101-00001001-0701015060-2110199-50600001-000	Basic Salaries - Permanent - Others	GUSII MWALIMU SACCO LIMITED	11-Dec-19	349,628.80
52327	0-5076-5076000101-00001001-0701015060-2110199-50600001-000	Basic Salaries - Permanent - Others	JUBILEE INSURANCE COMPANY OF KENYA LIMITED	11-Dec-19	52,044.35
52314	0-5076-5076000101-00001001-0701015060-2110199-50600001-000	Basic Salaries - Permanent - Others	PROVINCIAL FISHERIES STAFF WELFARE ASSOCIATION	11-Dec-19	32,954.35
52307	0-5076-5076000101-00001001-0701015060-2110199-50600001-000	Basic Salaries - Permanent - Others	KENYA CIVIL SERVANTS WELFARE	11-Dec-19	200.00
52310	0-5076-5076000101-00001001-0701015060-2110199-50600001-000	Basic Salaries - Permanent - Others	AFRICAN RETAIL TRADERS	11-Dec-19	5,440.30
52308	0-5076-5076000101-00001001-0701015060-2110199-50600001-000	Basic Salaries - Permanent - Others	AMEK	11-Dec-19	200.00
52313	0-5076-5076000101-00001001-0701015060-2110199-50600001-000	Basic Salaries - Permanent - Others	PROVINCIAL FISHERIES STAFF WELFARE ASSOCIATION	11-Dec-19	25,254.35
52312	0-5076-5076000101-00001001-0701015060-2110199-50600001-000	Basic Salaries - Permanent - Others	AFRICAN RETAIL TRADERS	11-Dec-19	5,440.30
52345	0-5076-5076000101-00001001-0701015060-2110199-50600001-000	Basic Salaries - Permanent - Others	KENYA CIVIL SERVANTS WELFARE	11-Dec-19	200.00

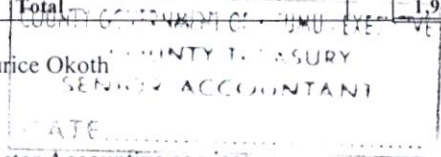
52343	0-5076-5076000101-00001001-0701015060-2110199-50600001-000	Basic Salaries - Permanent - Others	MINISTRY OF LABOUR AND SPORTS ASSOCIATION (MLWASA)-NYERI	11-Dec-19	29,648.30
52320	0-5076-5076000101-00001001-0701015060-2110199-50600001-000	Basic Salaries - Permanent - Others	KENYA PLASTERS ASSOCIATION	11-Dec-19	3,000.00
52323	0-5076-5076000101-00001001-0701015060-2110199-50600001-000	Basic Salaries - Permanent - Others	ELIMU SACCO SOCIETY LTD	11-Dec-19	71,477.85
52311	0-5076-5076000101-00001001-0701015060-2110199-50600001-000	Basic Salaries - Permanent - Others	AFRICAN RETAIL TRADERS	11-Dec-19	10,582.25
52326	0-5076-5076000101-00001001-0701015060-2110199-50600001-000	Basic Salaries - Permanent - Others	JUBILEE INSURANCE COMPANY OF KENYA LIMITED	11-Dec-19	52,044.35
52322	0-5076-5076000101-00001001-0701015060-2110199-50600001-000	Basic Salaries - Permanent - Others	GUSII MWALIMU SACCO LIMITED	11-Dec-19	353,492.40
52315	0-5076-5076000101-00001001-0701015060-2110199-50600001-000	Basic Salaries - Permanent - Others	MWITO SAVINGS AND CREDIT CO-OPERATIVE SOCIETY LIMITED	11-Dec-19	293,525.50
52328	0-5076-5076000101-00001001-0701015060-2110199-50600001-000	Basic Salaries - Permanent - Others	KAKAMEGA RURAL ROADS WORKERS SACCO SOCIETY LTD	11-Dec-19	19,359.30
52317	0-5076-5076000101-00001001-0701015060-2110199-50600001-000	Basic Salaries - Permanent - Others	MAZINGIRA WELFARE AND SPORTS ASSOCIATION	11-Dec-19	9,650.00
52324	0-5076-5076000101-00001001-0701015060-2110199-50600001-000	Basic Salaries - Permanent - Others	KENYA CLINICAL OFFICERS ASSOCIATION	11-Dec-19	16,400.00
52316	0-5076-5076000101-00001001-0701015060-2110199-50600001-000	Basic Salaries - Permanent - Others	MAZINGIRA WELFARE AND SPORTS ASSOCIATION	11-Dec-19	9,650.00
52374	0-5076-5076000101-00001001-0701015060-2110199-50600001-000	Basic Salaries - Permanent - Others	NATIONAL NURSES ASSOCIATION OF KENYA LTD	11-Dec-19	156,239.00
52375	0-5076-5076000101-00001001-0701015060-2110199-50600001-000	Basic Salaries - Permanent - Others	COTU	11-Dec-19	100,590.00
52569	0-5076-5076000101-00001001-0701015060-2110199-50600001-000	Basic Salaries - Permanent - Others	AFRICAN RETAIL TRADERS	19-Dec-19	10,582.25
52629	0-5076-5076000101-00001001-0701015060-2110199-50600001-000	Basic Salaries - Permanent - Others	AFRICAN RETAIL TRADERS	19-Dec-19	10,582.25
52630	0-5076-5076000101-00001001-0701015060-2110199-50600001-000	Basic Salaries - Permanent - Others	AFRICAN RETAIL TRADERS	19-Dec-19	10,582.25
52632	0-5076-5076000101-00001001-0701015060-2110199-50600001-000	Basic Salaries - Permanent - Others	AFRICAN RETAIL TRADERS	19-Dec-19	12,078.00
52631	0-5076-5076000101-00001001-0701015060-2110199-50600001-000	Basic Salaries - Permanent - Others	AFRICAN RETAIL TRADERS	19-Dec-19	10,582.25
52633	0-5076-5076000101-00001001-0701015060-2110199-50600001-000	Basic Salaries - Permanent - Others	AFRICAN RETAIL TRADERS	19-Dec-19	16,678.90
52884	0-5076-5076000101-00001001-0701015060-2110199-50600001-000	Basic Salaries - Permanent - Others	AFRICAN RETAIL TRADERS	8-Jan-20	12,078.00
52907	0-5076-5076000101-00001001-0701015060-2110199-50600001-000	Basic Salaries - Permanent - Others	MOLYN CREDIT LIMITED	9-Jan-20	10,847.00
52909	0-5076-5076000101-00001001-0701015060-2110199-50600001-000	Basic Salaries - Permanent - Others	MOLYN CREDIT LIMITED	9-Jan-20	10,847.00
52908	0-5076-5076000101-00001001-0701015060-2110199-50600001-000	Basic Salaries - Permanent - Others	MOLYN CREDIT LIMITED	9-Jan-20	10,847.00
52911	0-5076-5076000101-00001001-0701015060-2110199-50600001-000	Basic Salaries - Permanent - Others	METROPOLITAN NATIONAL SACCO SOCIETY LTD	9-Jan-20	7,200.00

53117	0-5076-5076000101-00001001-0701015060-2110199-50600001-000	Basic Salaries - Permanent - Others	CIC INSURANCE GROUP	22-Jan-20	77,708.00
53116	0-5076-5076000101-00001001-0701015060-2110199-50600001-000	Basic Salaries - Permanent - Others	JUDICIARY KISUMU	22-Jan-20	12,000.00
53171	0-5076-5076000101-00001001-0701015060-2110199-50600001-000	Basic Salaries - Permanent - Others	CIC INSURANCE GROUP	23-Jan-20	82,778.00
53172	0-5076-5076000101-00001001-0701015060-2110199-50600001-000	Basic Salaries - Permanent - Others	PRIVATE EQUITY COMPANY LIMITED	23-Jan-20	62,513.00
53170	0-5076-5076000101-00001001-0701015060-2110199-50600001-000	Basic Salaries - Permanent - Others	CIC INSURANCE GROUP	23-Jan-20	72,750.00
53269	0-5076-5076000101-00001001-0701015060-2110199-50600001-000	Basic Salaries - Permanent - Others	TERESA OLENYO ACHIENG	30-Jan-20	3,449.95
53989	0-5076-5076000101-00001001-0701015060-2110199-50600001-000	Basic Salaries - Permanent - Others	KENYA POST OFFICE SAVINGS BANK	26-Feb-20	27,760.00
53988	0-5076-5076000101-00001001-0701015060-2110199-50600001-000	Basic Salaries - Permanent - Others	KENYA POST OFFICE SAVINGS BANK	26-Feb-20	27,760.00
53987	0-5076-5076000101-00001001-0701015060-2110199-50600001-000	Basic Salaries - Permanent - Others	KENYA POST OFFICE SAVINGS BANK	26-Feb-20	27,760.00
55518	0-5076-5076000101-00001001-0701015060-2110199-50600001-000	Basic Salaries - Permanent - Others	KISUMU MUNICIPAL STAFF BBF	4-May-20	56,700.00
55512	0-5076-5076000101-00001001-0701015060-2110199-50600001-000	Basic Salaries - Permanent - Others	IZWE LOANS KENYA LTD	4-May-20	1,259,181.90
55509	0-5076-5076000101-00001001-0701015060-2110199-50600001-000	Basic Salaries - Permanent - Others	KENYA COUNTY GOVERNMENT WORKERS UNION KISUMU	4-May-20	331,760.00
55634	0-5076-5076000101-00001001-0701015060-2110199-50600001-000	Basic Salaries - Permanent - Others	STEPHEN OTIENO OROT	5-May-20	151,550.05
55635	0-5076-5076000101-00001001-0701015060-2110199-50600001-000	Basic Salaries - Permanent - Others	WASHINGTON GOGA OLWA	5-May-20	7,500.00
55636	0-5076-5076000101-00001001-0701015060-2110199-50600001-000	Basic Salaries - Permanent - Others	ALPHAEUS ONANGE OMONDI	5-May-20	7,500.00
55637	0-5076-5076000101-00001001-0701015060-2110199-50600001-000	Basic Salaries - Permanent - Others	CALVINCE OTIENO OGWELLA	5-May-20	7,500.00
52366	0-5077-5077000101-00001001-0704015060-2110101-50600001-000	Basic Salaries - Civil Service	MADISON LIFE ASSURANCE KENYA LIMITED	11-Dec-19	1,339,675.20
52364	0-5077-5077000101-00001001-0704015060-2110101-50600001-000	Basic Salaries - Civil Service	JOGOO SACCO SOCIETY LIMITED	11-Dec-19	167,466.90
52368	0-5077-5077000101-00001001-0704015060-2110101-50600001-000	Basic Salaries - Civil Service	NYANDO AGRICULTURE STAFF WELFARE	11-Dec-19	39,500.00
52365	0-5077-5077000101-00001001-0704015060-2110101-50600001-000	Basic Salaries - Civil Service	FAULU KENYA MICROFINANCE BANK LIMITED	11-Dec-19	4,138,476.20
52367	0-5077-5077000101-00001001-0704015060-2110101-50600001-000	Basic Salaries - Civil Service	NATIONAL NURSES ASSOCIATION OF KENYA	11-Dec-19	154,359.25
55972	0-5077-5077000101-00001001-0704015060-2110101-50600001-000	Basic Salaries - Civil Service	SUSPENSE SALARY ACCOUNT FAMILY BANK	28-May-20	3,443,847.95
Total					301,907,864.00

The County Treasury
General Journal

Date	Account Title and Explanations	Ref	Amount (Kshs)	
			Debit	Credit
20/10/2020	Cash and cash equivalent Prior Year Adjustment Being basic salaries included in the ledger relating to the department of Finance as per the attached.		1,942,350	1,942,350
Total			1,942,350	1,942,350

Prepared by: Maurice Okoth
 Sign: *[Signature]*
 Date: _____
 Approved by: Director Accounting services
 Sign: *[Signature]*
 Date: _____



The County Treasury
General Journal

Date	Account Title and Explanations	Ref	Amount (Kshs)	
			Debit	Credit
20/10/2020	Basic Salaries Prior Year Adjustment		301,907,864	301,907,864
	Being basic salaries included in the ledger relating to the department of Finance as per the attached.			
	-			
	Total		301,907,864	301,907,864

COUNTY GOVERNMENT OF SIMU EXECUTIVE
 COUNTY TREASURY
 SENIOR ACCOUNTANT
 Prepared by: Maurice Okoth
 Sign: *[Signature]*
 Date: *[Date]*
 Approved by Director Accounting services
 Sign: *[Signature]*
 Date:

The County Treasury
General Journal

Date	Account Title and Explanations	Ref	Amount (Kshs)	
			Debit	Credit
20/10/2020	Other operating expenses Prior Year Adjustment		11,032,484	11,032,484
	Being Other operating expenses included in the ledger relating to the department of Finance as per the attached.			
Total:			11,032,484	11,032,484

Prepared by: Maurice Okoth

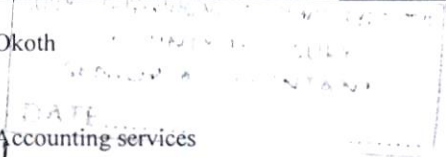
Sign: 

Date:

Approved by: Director Accounting services

Sign: 

Date:



The County Treasury
General Journal

Date	Account Title and Explanations	Ref	Amount (Kshs)	
			Debit	Credit
20/10/2020	Personal Allowances Prior Year Adjustment		165,419,563	165,419,563
	Being Personal allowances included in the ledger relating to the department of Finance as per the attached.			
	Total		165,419,563	165,419,563

Prepared by: Maurice Okoth

Sign:

Date:

Approved by Director Accounting services

Sign:

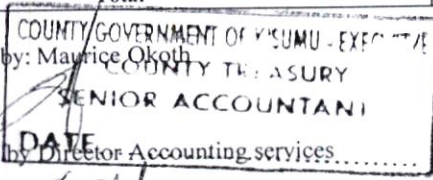
Date:

COUNTY GOVERNMENT OF KISUMU - EXECUTIVE
COUNTY TREASURY
ACCOUNTANT

The County Treasury
General Journal

Date	Account Title and Explanations	Ref	Amount (Kshs)	
			Debit	Credit
20/10/2020	Routine Maintenance- Other assets Prior Year Adjustment		3,528,301	3,528,301
	Being Routine Maintenance- Other assets included in the ledger relating to the department of Finance as per the attached.			
Total			3,528,301	3,528,301

Prepared by: Maurice Okoth
 Sign: *[Signature]*
 Date: *[Signature]*
 Approved by: Director Accounting services.....
 Sign: *[Signature]*
 Date: *[Signature]*



The County Treasury
General Journal

Date	Account Title and Explanations	Ref	Amount (Kshs)	
			Debit	Credit
20/10/2020	Routine Maintenance Prior Year Adjustment Being Routine Maintenance included in the ledger relating to the department of Finance as per the attached.		5,144,750	5,144,750
Total			5,144,750	5,144,750

COUNTY GOVERNMENT OF NIBUMU - EXECUTIVE
 COUNTY TREASURY
 ACCOUNTANT
 DATE:

Prepared by: Marice Okonji

Sign: *[Signature]*

Date: _____

Approved by: Director Accounting services

Sign: *[Signature]*

Date: _____

The County Treasury
General Journal

Date	Account Title and Explanations	Ref	Amount (Kshs)	
			Debit	Credit
20/10/2020	Construction of roads Prior Year Adjustment		53,664,983	53,664,983
	Being Utilities supplies and services included in the ledger relating to the department of Finance as per the attached.			
			53,664,983	53,664,983

COUNTY GOVERNMENT OF SOMU - EXECUTIVE
 COUNTY TREASURY
 GENERAL ACCOUNTANT

Prepared by: Maurice Okoth
 Sign: _____
 Date: DATE

Approved by: Director, Accounting services
 Sign: *[Signature]*
 Date: _____

The County Treasury
General Journal

Date	Account Title and Explanations	Ref	Amount (Kshs)	
			Debit	Credit
20/10/2020	Construction of roads Prior Year Adjustment		13,419,492	13,419,492
	Being Utilities supplies and services included in the ledger relating to the department of Finance as per the attached			
Total			13,419,492	13,419,492

Prepared by Maurice Okoth

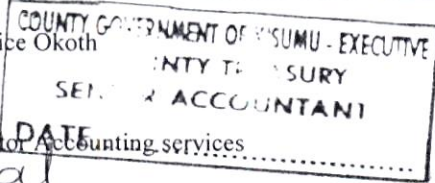
Sign: _____

Date: _____

Approved by Director of Accounting services

Sign: *eat*

Date: _____



The County Treasury
General Journal

Date	Account Title and Explanations	Ref amount (Kshs)	
		Debit	Credit
20/10/2020	training expenses Prior Year Adjustment	357,672	357,672
	Being training expenses included in the ledger relating to the department of Finance as per the attached.		
Total		357,672	357,672

Prepared by: Maurice Okoth

Sign: 

Date: 

Approved by: Director Accounting services

Sign: 

Date:

The County Treasury
General Journal

Date	Account Title and Explanations	Ref	mount (Kshs)	
			Debit	Credit
20/10/2020	hospitality, supplies and services Prior Year Adjustment Being hospitality, supplies and services included in the ledger relating to the department of Finance as per the attached.		3,708,398	3,708,398
Total			3,708,398	3,708,398

Prepared by: Maurice Okoth

Sign: 

Date:

Approved by: Director Accounting services

Sign: 

Date:

The County Treasury
General Journal

Date	Account Title and Explanations	Ref	Amount (Kshs)	
			Debit	Credit
20/10/2020	domestic travel and subsistence allowance Prior Year Adjustment Being domestic travel and subsistence allowance included in the ledger relating to the department of Finance as per the attached.		2,942,205	2,942,205
Total			2,942,205	2,942,205

COUNTY GOVERNMENT OF NAKURU - EXECUTIVE
 Prepared by: Maureen Okoth
 SIGNATURE OF ACCOUNTANT
 Date: _____
 Approved by: Director Accounting services
 Sign: *[Signature]*
 Date: _____

The County Treasury
General Journal

Date	Account Title and Explanations	Ref	Amount (Kshs)	
			Debit	Credit
20/10/2020	printing, advertising and information supplies Prior Year Adjustment Being printing advertising and information supplies included in the ledger relating to the department of Finance as per the attached.		730,521	730,521
Total			730,521	730,521

COUNTY GOVERNMENT OF UMJI - EXECUTIVE
COUNTY TREASURY
SENIOR ACCOUNTANT
DATE.....

Prepared by: Maurice Okoth
 Sign: 
 Date:
 Approved by: Director Accounting services
 Sign: 
 Date:

The County Treasury
General Journal

Date	Account Title and Explanations	Ref	mount (Kshs)	
			Debit	Credit
20/10/2020	office and general supplies Prior Year Adjustment		2,118,425	2,118,425
	Being office and general supplies included in the ledger relating to the department of Finance as per the attached.			
	-			
Total			2,118,425	2,118,425

Prepared by: Maurice Okoth

Sign: *[Signature]*

Date:

Approved by Director Accounting services

Sign: *tel*

Date:

COUNTY GOVERNMENT OF WISUMU - EXECUTIVE
COUNTY TREASURY
SENIOR ACCOUNTANT
DATE

The County Treasury
General Journal

Date	Account Title and Explanations	Ref	Amount (Kshs)	
			Debit	Credit
20/10/2020	Employer contribution to compulsory national scheme Prior Year Adjustment		41,286,470	41,286,470
	Being Employer contribution to compulsory national scheme included in the ledger relating to the department of Finance as per the attached.			
Total			41,286,470	41,286,470

COUNTY GOVERNMENT OF KISUMU EXECUTIVE
 COUNTY TREASURY
 Maurice Okoth
 SENIOR ACCOUNTANT
 DATE

Approved: Director Accounting services
 Sign: *[Signature]*
 Date:

OTHER OPERATING EXPENSES

Vote 5077 Kisumu - Department of Business, Cooperative and Marketing and Vote 5076 Kisumu - Department of Finance and Economic Planning
ween 01-JUL-19 And 30-JUN-20

Class: Recurrent Expenditure					
51960	0-5076-5076000101-00001001-0701015060-2211305-50600001-000	Contracted Guards and Cleaning Services	Awrok Agencies Limited	28-Nov-19	1,086,876.00
54579	0-5076-5076000101-00001001-0701015060-2211305-50600001-000	Contracted Guards and Cleaning Services	Awrok Agencies Limited	20-Mar-20	543,438.00
50331	0-5076-5076000101-00001001-0701015060-2211306-50600001-000	Membership Fees, Dues and Subscriptions to Professional and Trade Bodies	ELIZABETH KYALO WANDERA	17-Oct-19	5,500.00
20001824	0-5076-5076000101-00001001-0701015060-2211306-50600001-000	Membership Fees, Dues and Subscriptions to Professional and Trade Bodies	MARY AMALIA NYAMICHABA	5-Dec-19	5,500.00
52423	0-5076-5076000101-00001001-0701015060-2211306-50600001-000	Membership Fees, Dues and Subscriptions to Professional and Trade Bodies	MARY CHAUSIKU MUSUMBA	13-Dec-19	5,500.00
54207	0-5076-5076000101-00001001-0701015060-2211306-50600001-000	Membership Fees, Dues and Subscriptions to Professional and Trade Bodies	ESTHER NYABONYI MOSETI	4-Mar-20	5,500.00
52360	0-5076-5076000101-00001001-0705015060-2211306-50600001-000	Membership Fees, Dues and Subscriptions to Professional and Trade Bodies	UMMY ABDALLAH	11-Dec-19	20,000.00
53744	0-5076-5076000101-00001001-0705015060-2211306-50600001-000	Membership Fees, Dues and Subscriptions to Professional and Trade Bodies	INSTITUTE OF CERTIFIED PUBLIC ACCOUNTANTS OF KENYA	7-Feb-20	80,000.00
53251	0-5076-5076000201-00001001-0706015060-2211399-50600001-000	Other Operating Expenses - Oth	COLLECTION AFRICA LIMITED	29-Jan-20	999,999.00
54116	0-5076-5076000201-00001001-0706015060-2211399-50600001-000	Other Operating Expenses - Oth	Dalan Enterprises Limited	2-Mar-20	477,450.00
56504	0-5076-5076000201-00001001-0706015060-2211399-50600001-000	Other Operating Expenses - Oth	Awrok Agencies Limited	17-Jun-20	271,719.00
56508	0-5076-5076000201-00001001-0706015060-2211399-50600001-000	Other Operating Expenses - Oth	Awrok Agencies Limited	17-Jun-20	543,438.00
55914	0-5076-5076000201-00001001-0706025060-2211399-50600001-000	Other Operating Expenses - Oth	GDEE STAR ENTERPRISES	25-May-20	147,296.25
55345	0-5076-5076000201-00001001-0706025060-2220101-50600001-000	Maintenance Expenses - Motor Vehicles	KENYA MOSE AUTO GARAGE	28-Apr-20	223,756.00
51280	0-5077-5077000101-00001001-0301025060-2211399-50600001-000	Other Operating Expenses - Oth	SAMUEL ODONGO ANYANGA	11-Nov-19	46,000.00

51615	0-5077-5077000101-00001001-0704015060-2211399-50600001-000	Other Operating Expenses - Oth	ODHIAMBO MALACHY RABARI	15-Nov-19	293,250.00
51616	0-5077-5077000101-00001001-0704015060-2211399-50600001-000	Other Operating Expenses - Oth	JOHN OTIENO OYOO	18-Nov-19	79,800.00
51621	0-5077-5077000101-00001001-0704015060-2211399-50600001-000	Other Operating Expenses - Oth	JOHN OTIENO OYOO	18-Nov-19	109,000.00
51778	0-5077-5077000101-00001001-0704015060-2211399-50600001-000	Other Operating Expenses - Oth	CHARLES MICHAEL. SINGA OLUNGA	20-Nov-19	214,300.00
51850	0-5077-5077000101-00001001-0704015060-2211399-50600001-000	Other Operating Expenses - Oth	OSOME SIMON TILLA	21-Nov-19	329,100.00
53234	0-5077-5077000101-00001001-0704015060-2211399-50600001-000	Other Operating Expenses - Oth	JOHN OTIENO OYOO	28-Jan-20	21,000.00
54485	0-5077-5077000101-00001001-0704015060-2211399-50600001-000	Other Operating Expenses - Oth	Pasaka Ventures Limited	18-Mar-20	1,032,790.00
54582	0-5077-5077000101-00001001-0704015060-2211399-50600001-000	Other Operating Expenses - Oth	SHABROOKE VENTURES	20-Mar-20	695,000.00
55120	0-5077-5077000101-00001001-0704015060-2211399-50600001-000	Other Operating Expenses - Oth	Benet Solutions Limited	16-Apr-20	836,905.00
55872	0-5077-5077000101-00001001-0704015060-2211399-50600001-000	Other Operating Expenses - Oth	Tale Solutions Limited	21-May-20	610,000.00
56473	0-5077-5077000101-00001001-0704015060-2211399-50600001-000	Other Operating Expenses - Oth	SHANVIS INVESTMENTS	15-Jun-20	199,400.00
56702	0-5077-5077000101-00001001-0704015060-2211399-50600001-000	Other Operating Expenses - Oth	CAROLINE RONO CHELANGAT	26-Jun-20	30,000.00
56705	0-5077-5077000101-00001001-0704015060-2211399-50600001-000	Other Operating Expenses - Oth	MOSES OLWENY ARAN	26-Jun-20	30,000.00
Total					11,032,484.00

CONSTRUCTION OF ROADS

Payment Details Between 01-JUL-19 And 30-JUN-20

Class: Development Expenditure					
Voucher	Account Details	Sub item Description	Payee	Payment Date	Amount
29481	1-5076-5076000101-00001001-0701015060-3110499-50600001-000	Construction of Roads - Other	GEDASU ENTERPRISES	23-Dec-19	3,500,840.00
29485	1-5076-5076000101-00001001-0701015060-3110499-50600001-000	Construction of Roads - Other	BORAZZO CONSTRUCTION LTD	23-Dec-19	2,956,840.00
29489	1-5076-5076000101-00001001-0701015060-3110499-50600001-000	Construction of Roads - Other	Awasi Contractors Limited	23-Dec-19	1,304,072.00
29490	1-5076-5076000101-00001001-0701015060-3110499-50600001-000	Construction of Roads - Other	MELACA LINK LIMITED	23-Dec-19	2,954,704.00
29493	1-5076-5076000101-00001001-0701015060-3110499-50600001-000	Construction of Roads - Other	ADMINISTRATIVE AND CONTINGENCY FUND ACCOUNT	23-Dec-19	20,000.00
29498	1-5076-5076000101-00001001-0701015060-3110499-50600001-000	Construction of Roads - Other	HALIJA CONSTRUCTION COMPANY LIMITED	23-Dec-19	760,693.00
29499	1-5076-5076000101-00001001-0701015060-3110499-50600001-000	Construction of Roads - Other	REGIONAL CONSMANTOR LIMITED	23-Dec-19	1,000,662.00
29506	1-5076-5076000101-00001001-0701015060-3110499-50600001-000	Construction of Roads - Other	Jadama Enterprises Limited	23-Dec-19	2,974,698.00
29510	1-5076-5076000101-00001001-0701015060-3110499-50600001-000	Construction of Roads - Other	EPIKAIZO ENTERPRISES	30-Dec-19	553,778.00
29513	1-5076-5076000101-00001001-0701015060-3110499-50600001-000	Construction of Roads - Other	Awrok Agencies Limited	31-Dec-19	1,758,229.00
29518	1-5076-5076000101-00001001-0701015060-3110499-50600001-000	Construction of Roads - Other	Splendid Projects Limited	7-Jan-20	3,221,390.00
29523	1-5076-5076000101-00001001-0701015060-3110499-50600001-000	Construction of Roads - Other	AROMA DEVELOPERS LIMITED	7-Jan-20	3,249,102.00
29531	1-5076-5076000101-00001001-0701015060-3110499-50600001-000	Construction of Roads - Other	MESAL CONSTRUCTION COMPANY LIMITED	7-Jan-20	2,786,900.00
29530	1-5076-5076000101-00001001-0701015060-3110499-50600001-000	Construction of Roads - Other	DAVSIL GENERAL WORKS LIMITED	7-Jan-20	3,734,272.00
29535	1-5076-5076000101-00001001-0701015060-3110499-50600001-000	Construction of Roads - Other	ABELARD ENTERPRISES	9-Jan-20	4,299,399.00
29542	1-5076-5076000101-00001001-0701015060-3110499-50600001-000	Construction of Roads - Other	SIMORI LTD	9-Jan-20	1,911,622.00
29545	1-5076-5076000101-00001001-0701015060-3110499-50600001-000	Construction of Roads - Other	Witchwil Enterprises Limited	21-Jan-20	654,495.00
29548	1-5076-5076000101-00001001-0701015060-3110499-50600001-000	Construction of Roads - Other	Pakimbi General Merchants Limited	21-Jan-20	530,845.00
10013961	1-5076-5076000101-00001001-0701015060-3110499-50600001-000	Construction of Roads - Other	POLO PIACH HOLDINGS LIMITED	27-Jan-20	3,506,680.00
29551	1-5076-5076000101-00001001-0701015060-3110499-50600001-000	Construction of Roads - Other	Mofe Agencies Limited	27-Jan-20	1,026,774.00
10014045	1-5076-5076000101-00001001-0701015060-3110499-50600001-000	Construction of Roads - Other	ADMINISTRATIVE AND CONTINGENCY FUND ACCOUNT	28-Jan-20	20,000.00
29563	1-5076-5076000101-00001001-0701015060-3110499-50600001-000	Construction of Roads - Other	AMBE GENERAL MERCHANTS LTD	8-May-20	4,258,352.00
29566	1-5076-5076000101-00001001-0701015060-3110499-50600001-000	Construction of Roads - Other	BUDKEN BUILDING CONSTRUCTION COMPANY LIMITED	14-May-20	742,782.00
10015272	1-5076-5076000101-00001001-0701015060-3110499-50600001-000	Construction of Roads - Other	POVO CIVIL CONTRACTORS	25-May-20	1,298,423.00
29576	1-5076-5076000101-00001001-0701015060-3110499-50600001-000	Construction of Roads - Other	PELOR SERVICES LTD	8-Jun-20	3,103,968.00
29573	1-5076-5076000101-00001001-0701015060-3110499-50600001-000	Construction of Roads - Other	ADMINISTRATIVE AND CONTINGENCY FUND ACCOUNT	8-Jun-20	100,000.00
29578	1-5076-5076000101-00001001-0701015060-3110499-50600001-000	Construction of Roads - Other	FIRMBASE GENERAL CONSTRUCTION LIMITED	8-Jun-20	1,435,463.00
	TOTAL				53,664,983.00

UTILITIES, SUPPLIES & SERVICES

Vote 5077 Kisumu - Department of Business, Cooperative and Marketing and Vote 5076 Kisumu - Department of Finance and Economic Planning

Details

Class:					
50272	0-5076-5076000101-00001001-0701015060-2210101-50600001-000	Electricity	KENYA POWER AND LIGHTING COMPANY	16-Oct-19	1,210,088.90
50276	0-5076-5076000101-00001001-0701015060-2210101-50600001-000	Electricity	COMMISSIONER OF VAT	16-Oct-19	205,291.50
50277	0-5076-5076000101-00001001-0701015060-2210101-50600001-000	Electricity	COMMISSIONER OF VAT	16-Oct-19	66,004.85
50275	0-5076-5076000101-00001001-0701015060-2210101-50600001-000	Electricity	COMMISSIONER OF VAT	16-Oct-19	267,901.75
50293	0-5076-5076000101-00001001-0701015060-2210101-50600001-000	Electricity	COMMISSIONER OF VAT	16-Oct-19	183,694.30
50292	0-5076-5076000101-00001001-0701015060-2210101-50600001-000	Electricity	COMMISSIONER OF VAT	16-Oct-19	165,076.20
52158	0-5076-5076000101-00001001-0701015060-2210101-50600001-000	Electricity	KENYA POWER AND LIGHTING COMPANY	2-Dec-19	44,645.00
52159	0-5076-5076000101-00001001-0701015060-2210101-50600001-000	Electricity	KENYA POWER AND LIGHTING COMPANY	2-Dec-19	60,130.00
52465	0-5076-5076000101-00001001-0701015060-2210101-50600001-000	Electricity	KENYA POWER AND LIGHTING COMPANY	16-Dec-19	1,833,662.00
53077	0-5076-5076000101-00001001-0701015060-2210101-50600001-000	Electricity	KENYA POWER AND LIGHTING COMPANY	21-Jan-20	2,508,248.00
53119	0-5076-5076000101-00001001-0701015060-2210101-50600001-000	Electricity	KENYA POWER AND LIGHTING COMPANY	22-Jan-20	5,068.00
53240	0-5076-5076000101-00001001-0701015060-2210101-50600001-000	Electricity	KENYA POWER AND LIGHTING COMPANY	28-Jan-20	18,954.00
53537	0-5076-5076000101-00001001-0701015060-2210101-50600001-000	Electricity	KENYA POWER AND LIGHTING COMPANY	5-Feb-20	92,324.00
54085	0-5076-5076000101-00001001-0701015060-2210101-50600001-000	Electricity	KENYA POWER AND LIGHTING COMPANY	28-Feb-20	1,657,370.90
54213	0-5076-5076000101-00001001-0701015060-2210101-50600001-000	Electricity	KENYA POWER AND LIGHTING COMPANY	4-Mar-20	82,796.00
54572	0-5076-5076000101-00001001-0701015060-2210101-50600001-000	Electricity	KENYA POWER AND LIGHTING COMPANY	20-Mar-20	76,237.00
54615	0-5076-5076000101-00001001-0701015060-2210101-50600001-000	Electricity	KENYA POWER AND LIGHTING COMPANY	25-Mar-20	68,066.00
56430	0-5076-5076000101-00001001-0701015060-2210101-50600001-000	Electricity	KENYA POWER AND LIGHTING COMPANY	11-Jun-20	29,334.00
50778	0-5076-5076000101-00001001-0701015060-2210102-50600001-000	Water and Sewerage Charges	KISUMU WATER AND SEWERAGE COMPANY	29-Oct-19	2,153,538.00
53742	0-5076-5076000101-00001001-0701015060-2210102-50600001-000	Water and Sewerage Charges	KISUMU WATER AND SEWERAGE COMPANY	7-Feb-20	47,668.25
53966	0-5076-5076000101-00001001-0701015060-2210102-50600001-000	Water and Sewerage Charges	KISUMU WATER AND SEWERAGE COMPANY	26-Feb-20	8,000.00
54005	0-5076-5076000101-00001001-0701015060-2210102-50600001-000	Water and Sewerage Charges	KISUMU WATER AND SEWERAGE COMPANY	26-Feb-20	48,398.25
54529	0-5076-5076000101-00001001-0701015060-2210102-50600001-000	Water and Sewerage Charges	KISUMU WATER AND SEWERAGE COMPANY	19-Mar-20	49,578.25
54528	0-5076-5076000101-00001001-0701015060-2210102-50600001-000	Water and Sewerage Charges	KISUMU WATER AND SEWERAGE COMPANY	19-Mar-20	76,742.00
55292	0-5076-5076000101-00001001-0701015060-2210102-50600001-000	Water and Sewerage Charges	KISUMU WATER AND SEWERAGE COMPANY	24-Apr-20	568,103.00
56330	0-5076-5076000101-00001001-0701015060-2210102-50600001-000	Water and Sewerage Charges	KISUMU WATER AND SEWERAGE COMPANY	9-Jun-20	815,972.90
56807	0-5076-5076000101-00001001-0701015060-2210102-50600001-000	Water and Sewerage Charges	KISUMU WATER AND SEWERAGE COMPANY	29-Jun-20	1,076,598.95
Total					13,419,492.00

TRAINING EXPENSES

Vote 5077 Kisumu - Department of Business, Cooperative and Marketing and Vote 5076 Kisumu - Department of Finance and Economic Planning

ween 01-JUL-19 And 30-JUN-20

Class:					
Recurrent Expenditure					
51814	0-5076-5076000101-00001001-0203015060-2210710-50600001-000	Accommodation Allowance	ANNE ATIENO OGENDO	21-Nov-19	25,200.00
53312	0-5076-5076000101-00001001-0203015060-2210710-50600001-000	Accommodation Allowance	INSTITUTE OF CERTIFIED PUBLIC ACCOUNTANTS OF KENYA	31-Jan-20	332,472.00
Total					357,672.00

HOSPITALITY SUPPLIES

Vote 5077 Kisumu - Department of Business, Cooperative and Marketing and Vote 5076 Kisumu - Department of Finance and Economic Planning

Details					
Class:					
		Catering Services (receptions), Accommodation, Gifts, Food and Drinks	OTIENO EVANS OGWENO	21-Nov-19	22,400.00
51818	0-5076-5076000101-00001001-0203015060-2210801-50600001-000				
		Catering Services (receptions), Accommodation, Gifts, Food and Drinks	MARY CHAUSIKU MUSUMBA	3-Mar-20	50,000.00
54179	0-5076-5076000101-00001001-0203015060-2210801-50600001-000				
		Catering Services (receptions), Accommodation, Gifts, Food and Drinks	ELIZABETH KYALO WANDERA	25-May-20	45,500.00
55912	0-5076-5076000101-00001001-0203015060-2210801-50600001-000				
		Catering Services (receptions), Accommodation, Gifts, Food and Drinks	MARY CHAUSIKU MUSUMBA	25-May-20	32,500.00
55915	0-5076-5076000101-00001001-0203015060-2210801-50600001-000				
		Catering Services (receptions), Accommodation, Gifts, Food and Drinks	MARY OGADA ORUKO	8-Jun-20	30,000.00
56290	0-5076-5076000101-00001001-0203015060-2210801-50600001-000				
		Catering Services (receptions), Accommodation, Gifts, Food and Drinks	ELIZABETH KYALO WANDERA	28-Oct-19	12,960.00
50656	0-5076-5076000101-00001001-0701015060-2210801-50600001-000				
		Catering Services (receptions), Accommodation, Gifts, Food and Drinks	ROYAL CITY HOTEL LIMITED	30-Oct-19	56,260.00
50908	0-5076-5076000101-00001001-0701015060-2210801-50600001-000				
		Catering Services (receptions), Accommodation, Gifts, Food and Drinks	ELIZABETH KYALO WANDERA	7-Nov-19	29,520.00
51193	0-5076-5076000101-00001001-0701015060-2210801-50600001-000				
		Catering Services (receptions), Accommodation, Gifts, Food and Drinks	ROYAL CITY HOTEL LIMITED	12-Nov-19	91,000.00
51315	0-5076-5076000101-00001001-0701015060-2210801-50600001-000				
		Catering Services (receptions), Accommodation, Gifts, Food and Drinks	ROYAL CITY HOTEL LIMITED	12-Nov-19	91,000.00
51314	0-5076-5076000101-00001001-0701015060-2210801-50600001-000				
		Catering Services (receptions), Accommodation, Gifts, Food and Drinks	BONDO PRIDE HOTEL	14-Nov-19	525,651.00
51574	0-5076-5076000101-00001001-0701015060-2210801-50600001-000				
		Catering Services (receptions), Accommodation, Gifts, Food and Drinks	ROYAL CITY HOTEL LIMITED	29-Nov-19	172,500.00
52064	0-5076-5076000101-00001001-0701015060-2210801-50600001-000				
		Catering Services (receptions), Accommodation, Gifts, Food and Drinks	DAMROZ VENTURES SERVICES	29-Nov-19	153,400.00
52136	0-5076-5076000101-00001001-0701015060-2210801-50600001-000				
		Catering Services (receptions), Accommodation, Gifts, Food and Drinks	ROYAL CITY HOTEL LIMITED	4-Dec-19	116,000.00
52177	0-5076-5076000101-00001001-0701015060-2210801-50600001-000				
		Catering Services (receptions), Accommodation, Gifts, Food and Drinks	ROYAL CITY HOTEL LIMITED	4-Dec-19	48,400.00
52176	0-5076-5076000101-00001001-0701015060-2210801-50600001-000				
		Catering Services (receptions), Accommodation, Gifts, Food and Drinks	PETER SIMON OMOLO KAYILA	4-Dec-19	20,150.00
52189	0-5076-5076000101-00001001-0701015060-2210801-50600001-000				
		Catering Services (receptions), Accommodation, Gifts, Food and Drinks	LILLIAN ALUOCH OCHIENG	2-Mar-20	30,000.00
54115	0-5076-5076000101-00001001-0701015060-2210801-50600001-000				
		Catering Services (receptions), Accommodation, Gifts, Food and Drinks	THREE WAYS RESTAURANT LIMITED	3-Mar-20	148,500.00
54141	0-5076-5076000101-00001001-0701015060-2210801-50600001-000				
		Catering Services (receptions), Accommodation, Gifts, Food and Drinks	MARY AMALIA NYAMICHABA	4-Mar-20	35,930.00
54215	0-5076-5076000101-00001001-0701015060-2210801-50600001-000				
		Catering Services (receptions), Accommodation, Gifts, Food and Drinks	JOAN ANYANGO ODIWUJOR	9-Mar-20	30,825.00
54373	0-5076-5076000101-00001001-0701015060-2210801-50600001-000				
		Catering Services (receptions), Accommodation, Gifts, Food and Drinks	MARY OGADA ORUKO	18-Mar-20	11,420.00
54488	0-5076-5076000101-00001001-0701015060-2210801-50600001-000				
		Catering Services (receptions), Accommodation, Gifts, Food and Drinks	SOSA COTTAGES LTD	19-Mar-20	750,000.00
54510	0-5076-5076000101-00001001-0701015060-2210801-50600001-000				
		Boards, Committees, Conferences and Seminars	MAKOUNDA GENERAL SUPPLIES	7-Apr-20	286,700.00
55025	0-5076-5076000101-00001001-0701015060-2210802-50600001-000				
		Boards, Committees, Conferences and Seminars	JANE MUKHONGO NASIMIYU	8-Apr-20	30,000.00
55063	0-5076-5076000101-00001001-0701015060-2210802-50600001-000				
		Boards, Committees, Conferences and Seminars	ELIAS OWINO NDOLO	9-Apr-20	288,000.00
55071	0-5076-5076000101-00001001-0701015060-2210802-50600001-000				

55106	0-5076-5076000101-00001001-0701015060-2210802-50600001-000	Boards, Committees, Conferences and Seminars	GEORGE ODUOR ONGINJO	16-Apr-20	80,502.00
55103	0-5076-5076000101-00001001-0701015060-2210802-50600001-000	Boards, Committees, Conferences and Seminars	MARY CHAUSIKU MUSUMBA	16-Apr-20	41,000.00
55243	0-5076-5076000101-00001001-0701015060-2210802-50600001-000	Boards, Committees, Conferences and Seminars	ELIZABETH KYALO WANDERA	23-Apr-20	25,580.00
55322	0-5076-5076000101-00001001-0701015060-2210802-50600001-000	Boards, Committees, Conferences and Seminars	PINECONE HOTEL KISUMU PHK LIMITED	27-Apr-20	114,000.00
55327	0-5076-5076000101-00001001-0701015060-2210802-50600001-000	Boards, Committees, Conferences and Seminars	Dunga Lakeside Resort Limited	27-Apr-20	44,000.00
55346	0-5076-5076000101-00001001-0701015060-2210802-50600001-000	Boards, Committees, Conferences and Seminars	OTIENO EVANS OGWENO	28-Apr-20	107,000.00
55391	0-5076-5076000101-00001001-0701015060-2210802-50600001-000	Boards, Committees, Conferences and Seminars	CHARLES OTIENO LUSI	29-Apr-20	25,200.00
55456	0-5076-5076000101-00001001-0701015060-2210802-50600001-000	Boards, Committees, Conferences and Seminars	PINECONE HOTEL KISUMU PHK LIMITED	4-May-20	162,500.00
Total					3,708,398.00

DOMESTIC TRAVEL & SUBSISTENCE

Vote 5077 Kisumu - Department of Business, Cooperative and Marketing and Vote 5076 Kisumu - Department of Finance and Economic Planning

Details

Class:					
55978	0-5076-5076000101-00001001-0101015060-2210302-50600001-000	Accommodation - Domestic Travel	JOE AGER	29-May-20	53,000.00
55980	0-5076-5076000101-00001001-0101015060-2210302-50600001-000	Accommodation - Domestic Travel	JOE AGER	29-May-20	87,860.00
55977	0-5076-5076000101-00001001-0101015060-2210302-50600001-000	Accommodation - Domestic Travel	JOE AGER	29-May-20	35,050.00
50491	0-5076-5076000101-00001001-0701015060-2210301-50600001-000	Travel Costs (airlines, bus, railway, mileage allowances, etc.)	LILIAN ODONGO AKINYI	24-Oct-19	10,000.00
50489	0-5076-5076000101-00001001-0701015060-2210301-50600001-000	Travel Costs (airlines, bus, railway, mileage allowances, etc.)	LILIAN ODONGO AKINYI	24-Oct-19	3,600.00
50593	0-5076-5076000101-00001001-0701015060-2210301-50600001-000	Travel Costs (airlines, bus, railway, mileage allowances, etc.)	SALMON OKOTH ORIMBA	28-Oct-19	7,500.00
50590	0-5076-5076000101-00001001-0701015060-2210301-50600001-000	Travel Costs (airlines, bus, railway, mileage allowances, etc.)	NERRY OTIENO ACHAR	28-Oct-19	108,400.00
50594	0-5076-5076000101-00001001-0701015060-2210301-50600001-000	Travel Costs (airlines, bus, railway, mileage allowances, etc.)	SALMON OKOTH ORIMBA	28-Oct-19	10,000.00
50600	0-5076-5076000101-00001001-0701015060-2210301-50600001-000	Travel Costs (airlines, bus, railway, mileage allowances, etc.)	BUNSON TRAVEL SERVICE LIMITED	28-Oct-19	14,500.00
50604	0-5076-5076000101-00001001-0701015060-2210301-50600001-000	Travel Costs (airlines, bus, railway, mileage allowances, etc.)	BUNSON TRAVEL SERVICE LIMITED	28-Oct-19	7,500.00
50598	0-5076-5076000101-00001001-0701015060-2210301-50600001-000	Travel Costs (airlines, bus, railway, mileage allowances, etc.)	BUNSON TRAVEL SERVICE LIMITED	28-Oct-19	26,500.00
50603	0-5076-5076000101-00001001-0701015060-2210301-50600001-000	Travel Costs (airlines, bus, railway, mileage allowances, etc.)	BUNSON TRAVEL SERVICE LIMITED	28-Oct-19	15,000.00
50618	0-5076-5076000101-00001001-0701015060-2210301-50600001-000	Travel Costs (airlines, bus, railway, mileage allowances, etc.)	KEZIAH RHODA ASEMBO OKOTH	28-Oct-19	5,000.00
50619	0-5076-5076000101-00001001-0701015060-2210301-50600001-000	Travel Costs (airlines, bus, railway, mileage allowances, etc.)	OTIENO EVANS OGWENO	28-Oct-19	10,000.00
50660	0-5076-5076000101-00001001-0701015060-2210301-50600001-000	Travel Costs (airlines, bus, railway, mileage allowances, etc.)	MAURICE OMONDI OYARO	28-Oct-19	10,000.00
50668	0-5076-5076000101-00001001-0701015060-2210301-50600001-000	Travel Costs (airlines, bus, railway, mileage allowances, etc.)	CAROLINE ONJALA AKINYI	29-Oct-19	10,000.00
50861	0-5076-5076000101-00001001-0701015060-2210301-50600001-000	Travel Costs (airlines, bus, railway, mileage allowances, etc.)	SALMON OKOTH ORIMBA	30-Oct-19	10,000.00
50987	0-5076-5076000101-00001001-0701015060-2210301-50600001-000	Travel Costs (airlines, bus, railway, mileage allowances, etc.)	BUNSON TRAVEL SERVICE LIMITED	31-Oct-19	16,000.00
50988	0-5076-5076000101-00001001-0701015060-2210301-50600001-000	Travel Costs (airlines, bus, railway, mileage allowances, etc.)	BUNSON TRAVEL SERVICE LIMITED	31-Oct-19	12,000.00
50991	0-5076-5076000101-00001001-0701015060-2210301-50600001-000	Travel Costs (airlines, bus, railway, mileage allowances, etc.)	BUNSON TRAVEL SERVICE LIMITED	31-Oct-19	130,000.00
50989	0-5076-5076000101-00001001-0701015060-2210301-50600001-000	Travel Costs (airlines, bus, railway, mileage allowances, etc.)	BUNSON TRAVEL SERVICE LIMITED	31-Oct-19	16,000.00
50993	0-5076-5076000101-00001001-0701015060-2210301-50600001-000	Travel Costs (airlines, bus, railway, mileage allowances, etc.)	BUNSON TRAVEL SERVICE LIMITED	31-Oct-19	11,200.00
50996	0-5076-5076000101-00001001-0701015060-2210301-50600001-000	Travel Costs (airlines, bus, railway, mileage allowances, etc.)	BUNSON TRAVEL SERVICE LIMITED	31-Oct-19	10,500.00
50995	0-5076-5076000101-00001001-0701015060-2210301-50600001-000	Travel Costs (airlines, bus, railway, mileage allowances, etc.)	BUNSON TRAVEL SERVICE LIMITED	31-Oct-19	10,000.00

50998	0-5076-5076000101-00001001-0701015060-2210301-50600001-000	Travel Costs (airlines, bus, railway, mileage allowances, etc.)	BUNSON TRAVEL SERVICE LIMITED	31-Oct-19	12,500.00
50985	0-5076-5076000101-00001001-0701015060-2210301-50600001-000	Travel Costs (airlines, bus, railway, mileage allowances, etc.)	BUNSON TRAVEL SERVICE LIMITED	31-Oct-19	10,600.00
50986	0-5076-5076000101-00001001-0701015060-2210301-50600001-000	Travel Costs (airlines, bus, railway, mileage allowances, etc.)	BUNSON TRAVEL SERVICE LIMITED	31-Oct-19	36,000.00
50994	0-5076-5076000101-00001001-0701015060-2210301-50600001-000	Travel Costs (airlines, bus, railway, mileage allowances, etc.)	BUNSON TRAVEL SERVICE LIMITED	31-Oct-19	14,500.00
50997	0-5076-5076000101-00001001-0701015060-2210301-50600001-000	Travel Costs (airlines, bus, railway, mileage allowances, etc.)	BUNSON TRAVEL SERVICE LIMITED	31-Oct-19	19,500.00
50990	0-5076-5076000101-00001001-0701015060-2210301-50600001-000	Travel Costs (airlines, bus, railway, mileage allowances, etc.)	BUNSON TRAVEL SERVICE LIMITED	31-Oct-19	16,000.00
50984	0-5076-5076000101-00001001-0701015060-2210301-50600001-000	Travel Costs (airlines, bus, railway, mileage allowances, etc.)	BUNSON TRAVEL SERVICE LIMITED	31-Oct-19	17,000.00
50983	0-5076-5076000101-00001001-0701015060-2210301-50600001-000	Travel Costs (airlines, bus, railway, mileage allowances, etc.)	BUNSON TRAVEL SERVICE LIMITED	31-Oct-19	7,300.00
50999	0-5076-5076000101-00001001-0701015060-2210301-50600001-000	Travel Costs (airlines, bus, railway, mileage allowances, etc.)	BUNSON TRAVEL SERVICE LIMITED	31-Oct-19	17,600.00
51012	0-5076-5076000101-00001001-0701015060-2210301-50600001-000	Travel Costs (airlines, bus, railway, mileage allowances, etc.)	BUNSON TRAVEL SERVICE LIMITED	1-Nov-19	17,500.00
51010	0-5076-5076000101-00001001-0701015060-2210301-50600001-000	Travel Costs (airlines, bus, railway, mileage allowances, etc.)	BUNSON TRAVEL SERVICE LIMITED	1-Nov-19	8,000.00
51011	0-5076-5076000101-00001001-0701015060-2210301-50600001-000	Travel Costs (airlines, bus, railway, mileage allowances, etc.)	BUNSON TRAVEL SERVICE LIMITED	1-Nov-19	14,000.00
51044	0-5076-5076000101-00001001-0701015060-2210301-50600001-000	Travel Costs (airlines, bus, railway, mileage allowances, etc.)	BUNSON TRAVEL SERVICE LIMITED	4-Nov-19	17,500.00
51835	0-5076-5076000101-00001001-0701015060-2210301-50600001-000	Travel Costs (airlines, bus, railway, mileage allowances, etc.)	BUNSON TRAVEL SERVICE LIMITED	21-Nov-19	17,600.00
51838	0-5076-5076000101-00001001-0701015060-2210301-50600001-000	Travel Costs (airlines, bus, railway, mileage allowances, etc.)	BUNSON TRAVEL SERVICE LIMITED	21-Nov-19	14,500.00
51872	0-5076-5076000101-00001001-0701015060-2210301-50600001-000	Travel Costs (airlines, bus, railway, mileage allowances, etc.)	BUNSON TRAVEL SERVICE LIMITED	25-Nov-19	13,000.00
51957	0-5076-5076000101-00001001-0701015060-2210301-50600001-000	Travel Costs (airlines, bus, railway, mileage allowances, etc.)	ELIZABETH NAFULA KAKAI	28-Nov-19	5,000.00
51956	0-5076-5076000101-00001001-0701015060-2210301-50600001-000	Travel Costs (airlines, bus, railway, mileage allowances, etc.)	ROBERT ODHIAMBO RABURU	28-Nov-19	5,000.00
52037	0-5076-5076000101-00001001-0701015060-2210301-50600001-000	Travel Costs (airlines, bus, railway, mileage allowances, etc.)	EVANS MAGETO GICHANA	28-Nov-19	2,400.00
52036	0-5076-5076000101-00001001-0701015060-2210301-50600001-000	Travel Costs (airlines, bus, railway, mileage allowances, etc.)	EVANS MAGETO GICHANA	28-Nov-19	6,000.00
52034	0-5076-5076000101-00001001-0701015060-2210301-50600001-000	Travel Costs (airlines, bus, railway, mileage allowances, etc.)	SALMON OKOTH ORIMBA	28-Nov-19	5,000.00
52039	0-5076-5076000101-00001001-0701015060-2210301-50600001-000	Travel Costs (airlines, bus, railway, mileage allowances, etc.)	JACQUELINE MUENI KATU	28-Nov-19	10,000.00
52041	0-5076-5076000101-00001001-0701015060-2210301-50600001-000	Travel Costs (airlines, bus, railway, mileage allowances, etc.)	EMILLY AKOTH OTIENO	28-Nov-19	7,000.00
52049	0-5076-5076000101-00001001-0701015060-2210301-50600001-000	Travel Costs (airlines, bus, railway, mileage allowances, etc.)	BUNSON TRAVEL SERVICE LIMITED	29-Nov-19	16,000.00
52050	0-5076-5076000101-00001001-0701015060-2210301-50600001-000	Travel Costs (airlines, bus, railway, mileage allowances, etc.)	TOVI TOURS AND TRAVEL LIMITED	29-Nov-19	24,265.00
52051	0-5076-5076000101-00001001-0701015060-2210301-50600001-000	Travel Costs (airlines, bus, railway, mileage allowances, etc.)	TOVI TOURS AND TRAVEL LIMITED	29-Nov-19	19,500.00

52172	0-5076-5076000101-00001001-0701015060-2210301-50600001-000	Travel Costs (airlines, bus, railway, mileage allowances, etc.)	NICODEMUS OJWANG KOGUYO	4-Dec-19	2,400.00
52190	0-5076-5076000101-00001001-0701015060-2210301-50600001-000	Travel Costs (airlines, bus, railway, mileage allowances, etc.)	PETER SIMON OMOLO KAVILA	4-Dec-19	5,000.00
52188	0-5076-5076000101-00001001-0701015060-2210301-50600001-000	Travel Costs (airlines, bus, railway, mileage allowances, etc.)	DAN OTIENO ONGOR	4-Dec-19	13,200.00
52192	0-5076-5076000101-00001001-0701015060-2210301-50600001-000	Travel Costs (airlines, bus, railway, mileage allowances, etc.)	BUNSON TRAVEL SERVICE LIMITED	4-Dec-19	20,500.00
52191	0-5076-5076000101-00001001-0701015060-2210301-50600001-000	Travel Costs (airlines, bus, railway, mileage allowances, etc.)	JACOB ODHIAMBO OWAKA	4-Dec-19	5,000.00
52194	0-5076-5076000101-00001001-0701015060-2210301-50600001-000	Travel Costs (airlines, bus, railway, mileage allowances, etc.)	BUNSON TRAVEL SERVICE LIMITED	4-Dec-19	16,500.00
52196	0-5076-5076000101-00001001-0701015060-2210301-50600001-000	Travel Costs (airlines, bus, railway, mileage allowances, etc.)	DORAH MAKUNGU	4-Dec-19	5,000.00
52195	0-5076-5076000101-00001001-0701015060-2210301-50600001-000	Travel Costs (airlines, bus, railway, mileage allowances, etc.)	SALMON OKOTH ORIMBA	4-Dec-19	23,100.00
52193	0-5076-5076000101-00001001-0701015060-2210301-50600001-000	Travel Costs (airlines, bus, railway, mileage allowances, etc.)	DANIEL OLANGA OKECH	4-Dec-19	10,000.00
52220	0-5076-5076000101-00001001-0701015060-2210301-50600001-000	Travel Costs (airlines, bus, railway, mileage allowances, etc.)	PHILIP OCHIENG SIAGAH	5-Dec-19	4,000.00
52221	0-5076-5076000101-00001001-0701015060-2210301-50600001-000	Travel Costs (airlines, bus, railway, mileage allowances, etc.)	AMOS OMBUI MARUCHA	5-Dec-19	4,000.00
52219	0-5076-5076000101-00001001-0701015060-2210301-50600001-000	Travel Costs (airlines, bus, railway, mileage allowances, etc.)	RICHARD ONYANGO OMBIJA	5-Dec-19	4,000.00
52413	0-5076-5076000101-00001001-0701015060-2210301-50600001-000	Travel Costs (airlines, bus, railway, mileage allowances, etc.)	OTIENO EVANS OGWENO	13-Dec-19	13,400.00
52417	0-5076-5076000101-00001001-0701015060-2210301-50600001-000	Travel Costs (airlines, bus, railway, mileage allowances, etc.)	BUNSON TRAVEL SERVICE LIMITED	13-Dec-19	22,600.00
52411	0-5076-5076000101-00001001-0701015060-2210301-50600001-000	Travel Costs (airlines, bus, railway, mileage allowances, etc.)	OTIENO EVANS OGWENO	13-Dec-19	5,000.00
52416	0-5076-5076000101-00001001-0701015060-2210301-50600001-000	Travel Costs (airlines, bus, railway, mileage allowances, etc.)	BUNSON TRAVEL SERVICE LIMITED	13-Dec-19	61,400.00
52418	0-5076-5076000101-00001001-0701015060-2210301-50600001-000	Travel Costs (airlines, bus, railway, mileage allowances, etc.)	BUNSON TRAVEL SERVICE LIMITED	13-Dec-19	13,500.00
52414	0-5076-5076000101-00001001-0701015060-2210301-50600001-000	Travel Costs (airlines, bus, railway, mileage allowances, etc.)	OTIENO EVANS OGWENO	13-Dec-19	5,000.00
52420	0-5076-5076000101-00001001-0701015060-2210301-50600001-000	Travel Costs (airlines, bus, railway, mileage allowances, etc.)	MAURICE ODHIAMBO OWINO	13-Dec-19	13,000.00
52415	0-5076-5076000101-00001001-0701015060-2210301-50600001-000	Travel Costs (airlines, bus, railway, mileage allowances, etc.)	OTIENO EVANS OGWENO	13-Dec-19	21,315.00
52422	0-5076-5076000101-00001001-0701015060-2210301-50600001-000	Travel Costs (airlines, bus, railway, mileage allowances, etc.)	KEZIAH RHODA ASEMBO OKOTH	13-Dec-19	22,800.00
52412	0-5076-5076000101-00001001-0701015060-2210301-50600001-000	Travel Costs (airlines, bus, railway, mileage allowances, etc.)	OTIENO EVANS OGWENO	13-Dec-19	5,000.00
52471	0-5076-5076000101-00001001-0701015060-2210301-50600001-000	Travel Costs (airlines, bus, railway, mileage allowances, etc.)	DAN OTIENO ONGOR	16-Dec-19	14,000.00
52470	0-5076-5076000101-00001001-0701015060-2210301-50600001-000	Travel Costs (airlines, bus, railway, mileage allowances, etc.)	SALMON OKOTH ORIMBA	16-Dec-19	18,685.00
52486	0-5076-5076000101-00001001-0701015060-2210301-50600001-000	Travel Costs (airlines, bus, railway, mileage allowances, etc.)	LILLIAN ATIENO OCHAI	17-Dec-19	8,000.00
52488	0-5076-5076000101-00001001-0701015060-2210301-50600001-000	Travel Costs (airlines, bus, railway, mileage allowances, etc.)	HESBON O. BENGO OPUKO	17-Dec-19	20,000.00

52497	0-5076-5076000101-00001001-0701015060-2210301-50600001-000	Travel Costs (airlines, bus, railway, mileage allowances, etc.)	LUKE ODHIAMBO JUMA	17-Dec-19	8,000.00
52519	0-5076-5076000101-00001001-0701015060-2210301-50600001-000	Travel Costs (airlines, bus, railway, mileage allowances, etc.)	BUNSON TRAVEL SERVICE LIMITED	18-Dec-19	5,500.00
52524	0-5076-5076000101-00001001-0701015060-2210301-50600001-000	Travel Costs (airlines, bus, railway, mileage allowances, etc.)	SOPHIA MULAMA	18-Dec-19	5,000.00
52517	0-5076-5076000101-00001001-0701015060-2210301-50600001-000	Travel Costs (airlines, bus, railway, mileage allowances, etc.)	OTIENO EVANS OGWENO	18-Dec-19	5,000.00
51209	0-5076-5076000101-00001001-0705055060-2210301-50600001-000	Travel Costs (airlines, bus, railway, mileage allowances, etc.)	UMMY ABDALLAH	7-Nov-19	33,000.00
51220	0-5076-5076000101-00001001-0705055060-2210301-50600001-000	Travel Costs (airlines, bus, railway, mileage allowances, etc.)	JOSEPH OGWEL SAMBA	7-Nov-19	8,000.00
51215	0-5076-5076000101-00001001-0705055060-2210301-50600001-000	Travel Costs (airlines, bus, railway, mileage allowances, etc.)	JAMES KUNGU	7-Nov-19	2,800.00
51219	0-5076-5076000101-00001001-0705055060-2210301-50600001-000	Travel Costs (airlines, bus, railway, mileage allowances, etc.)	JOSEPH OGWEL SAMBA	7-Nov-19	6,500.00
51221	0-5076-5076000101-00001001-0705055060-2210301-50600001-000	Travel Costs (airlines, bus, railway, mileage allowances, etc.)	JOSEPH OGWEL SAMBA	7-Nov-19	10,000.00
51674	0-5076-5076000101-00001001-0705055060-2210301-50600001-000	Travel Costs (airlines, bus, railway, mileage allowances, etc.)	UMMY ABDALLAH	19-Nov-19	10,000.00
51675	0-5076-5076000101-00001001-0705055060-2210301-50600001-000	Travel Costs (airlines, bus, railway, mileage allowances, etc.)	ELIAS OWINO NDOLO	19-Nov-19	20,000.00
52040	0-5076-5076000101-00001001-0705055060-2210301-50600001-000	Travel Costs (airlines, bus, railway, mileage allowances, etc.)	JOSEPH OGWEL SAMBA	28-Nov-19	7,500.00
54058	0-5076-5076000101-00001001-0705055060-2210301-50600001-000	Travel Costs (airlines, bus, railway, mileage allowances, etc.)	OTIENO EVANS OGWENO	28-Feb-20	14,600.00
54438	0-5076-5076000101-00001001-0705055060-2210301-50600001-000	Travel Costs (airlines, bus, railway, mileage allowances, etc.)	ERICK ANGWENYI ORANGI	13-Mar-20	10,500.00
51221	0-5076-5076000101-00001001-0705055060-2210302-50600001-000	Accommodation - Domestic Travel	JOSEPH OGWEL SAMBA	7-Nov-19	44,800.00
51219	0-5076-5076000101-00001001-0705055060-2210302-50600001-000	Accommodation - Domestic Travel	JOSEPH OGWEL SAMBA	7-Nov-19	22,400.00
51215	0-5076-5076000101-00001001-0705055060-2210302-50600001-000	Accommodation - Domestic Travel	JAMES KUNGU	7-Nov-19	31,500.00
51220	0-5076-5076000101-00001001-0705055060-2210302-50600001-000	Accommodation - Domestic Travel	JOSEPH OGWEL SAMBA	7-Nov-19	78,400.00
51675	0-5076-5076000101-00001001-0705055060-2210302-50600001-000	Accommodation - Domestic Travel	ELIAS OWINO NDOLO	19-Nov-19	42,000.00
51674	0-5076-5076000101-00001001-0705055060-2210302-50600001-000	Accommodation - Domestic Travel	UMMY ABDALLAH	19-Nov-19	78,400.00
52040	0-5076-5076000101-00001001-0705055060-2210302-50600001-000	Accommodation - Domestic Travel	JOSEPH OGWEL SAMBA	28-Nov-19	56,000.00
52172	0-5076-5076000101-00001001-0705055060-2210302-50600001-000	Accommodation - Domestic Travel	NICODEMUS OJWANG KOGUYO	4-Dec-19	44,800.00
53491	0-5076-5076000101-00001001-0705055060-2210302-50600001-000	Accommodation - Domestic Travel	UMMY ABDALLAH	4-Feb-20	38,600.00
53496	0-5076-5076000101-00001001-0705055060-2210302-50600001-000	Accommodation - Domestic Travel	UMMY ABDALLAH	4-Feb-20	62,000.00
53535	0-5076-5076000101-00001001-0705055060-2210302-50600001-000	Accommodation - Domestic Travel	UMMY ABDALLAH	5-Feb-20	14,200.00
56656	0-5076-5076000101-00001001-0705055060-2210303-50600001-000	Daily Subsistence Allowance	PATRICIA ACHIENG OWANG	25-Jun-20	20,250.00
50587	0-5076-5076000201-00001001-0706015060-2210301-50600001-000	Travel Costs (airlines, bus, railway, mileage allowances, etc.)	JOSEPH KWASIRA WITABA	28-Oct-19	8,400.00
50621	0-5076-5076000201-00001001-0706015060-2210301-50600001-000	Travel Costs (airlines, bus, railway, mileage allowances, etc.)	WILSON OPONDO ABIERO	28-Oct-19	8,000.00
50661	0-5076-5076000201-00001001-0706015060-2210301-50600001-000	Travel Costs (airlines, bus, railway, mileage allowances, etc.)	PRAXEDES MARY OLIDA	28-Oct-19	2,700.00
51204	0-5076-5076000201-00001001-0706015060-2210301-50600001-000	Travel Costs (airlines, bus, railway, mileage allowances, etc.)	MARY CHAUSIKU MUSUMBA	7-Nov-19	9,000.00

51711	0-5076-5076000201-00001001-0706015060-2210301-50600001-000	Travel Costs (airlines, bus, railway, mileage allowances, etc.)	ESTHER NYABONYI MOSETI	19-Nov-19	9,000.00
54961	0-5076-5076000201-00001001-0706015060-2210301-50600001-000	Travel Costs (airlines, bus, railway, mileage allowances, etc.)	WILSON OPONDO ABIERO	3-Apr-20	8,000.00
55056	0-5076-5076000201-00001001-0706015060-2210301-50600001-000	Travel Costs (airlines, bus, railway, mileage allowances, etc.)	PHLIX OCHIENG OMOM	7-Apr-20	2,200.00
50621	0-5076-5076000201-00001001-0706015060-2210302-50600001-000	Accommodation - Domestic Travel	WILSON OPONDO ABIERO	28-Oct-19	84,000.00
50661	0-5076-5076000201-00001001-0706015060-2210302-50600001-000	Accommodation - Domestic Travel	PRAXEDES MARY OLIDA	28-Oct-19	18,900.00
51816	0-5076-5076000201-00001001-0706015060-2210302-50600001-000	Accommodation - Domestic Travel	JOSEPH ONYANGO OKELLO	21-Nov-19	42,000.00
54380	0-5076-5076000201-00001001-0706015060-2210302-50600001-000	Accommodation - Domestic Travel	PHLIX OCHIENG OMOM	10-Mar-20	56,000.00
54961	0-5076-5076000201-00001001-0706015060-2210302-50600001-000	Accommodation - Domestic Travel	WILSON OPONDO ABIERO	3-Apr-20	33,600.00
55056	0-5076-5076000201-00001001-0706015060-2210302-50600001-000	Accommodation - Domestic Travel	PHLIX OCHIENG OMOM	7-Apr-20	33,600.00
50587	0-5076-5076000201-00001001-0706015060-2210303-50600001-000	Daily Subsistence Allowance	JOSEPH KWASIRA WITABA	28-Oct-19	22,400.00
50863	0-5076-5076000201-00001001-0706015060-2210303-50600001-000	Daily Subsistence Allowance	PHLIX OCHIENG OMOM	30-Oct-19	50,400.00
51205	0-5076-5076000201-00001001-0706015060-2210303-50600001-000	Daily Subsistence Allowance	JOSEPH KWASIRA WITABA	7-Nov-19	50,400.00
51204	0-5076-5076000201-00001001-0706015060-2210303-50600001-000	Daily Subsistence Allowance	MARY CHAUSIKU MUSUMBA	7-Nov-19	18,900.00
51711	0-5076-5076000201-00001001-0706015060-2210303-50600001-000	Daily Subsistence Allowance	ESTHER NYABONYI MOSETI	19-Nov-19	18,900.00
56714	0-5076-5076000201-00001001-0706015060-2210303-50600001-000	Daily Subsistence Allowance	JOSEPH KWASIRA WITABA	27-Jun-20	23,000.00
51541	0-5076-5076000201-00001001-0706025060-2210301-50600001-000	Travel Costs (airlines, bus, railway, mileage allowances, etc.)	MARY AMALIA NYAMICHABA	14-Nov-19	9,000.00
51541	0-5076-5076000201-00001001-0706025060-2210302-50600001-000	Accommodation - Domestic Travel	MARY AMALIA NYAMICHABA	14-Nov-19	18,900.00
52469	0-5076-5076000201-00001001-0706025060-2210303-50600001-000	Daily Subsistence Allowance	JOSEPH KWASIRA WITABA	16-Dec-19	25,200.00
55332	0-5077-5077000101-00001001-0508015060-2210303-50600001-000	Daily Subsistence Allowance	ROSEMARY AKINYI OCHIEWO	28-Apr-20	79,680.00
52207	0-5077-5077000101-00001001-0704015060-2210303-50600001-000	Daily Subsistence Allowance	CELESTINE ACHIENG OWITI	5-Dec-19	23,900.00
52208	0-5077-5077000101-00001001-0704015060-2210303-50600001-000	Daily Subsistence Allowance	JOHN OTIENO OYOO	5-Dec-19	66,000.00
52206	0-5077-5077000101-00001001-0704015060-2210303-50600001-000	Daily Subsistence Allowance	SAMUEL ODONGO ANYANGA	5-Dec-19	42,000.00
52966	0-5077-5077000101-00001001-0704015060-2210303-50600001-000	Daily Subsistence Allowance	CAROLYNE AWUOR OLANG'O	10-Jan-20	2,100.00
56703	0-5077-5077000101-00001001-0704015060-2210303-50600001-000	Daily Subsistence Allowance	JANE FLORENCE ADHIAMBO	26-Jun-20	38,000.00
56702	0-5077-5077000101-00001001-0704015060-2210303-50600001-000	Daily Subsistence Allowance	CAROLINE RONO CHELANGAT	26-Jun-20	19,000.00
53234	0-5077-5077000101-00001001-0704015060-2210403-50600001-000	Daily Subsistence Allowance	JOHN OTIENO OYOO	28-Jan-20	100,000.00
Total					2,942,205.00

PRINTING, ADVERTISING

Vote 5077 Kisumu - Department of Business, Cooperative and Marketing and Vote 5076 Kisumu - Department of Finance and Economic Planning

Details

Class:							
53726	0-5076-5076000101-00001001-0203015060-2210502-506000001-000	Publishing & Printing Services	MERIX AUTO COMPANY LTD	7-Feb-20	438,750.00		
55103	0-5076-5076000101-00001001-0701015060-2210502-506000001-000	Publishing & Printing Services	MARY CHAUSIKU MUSUMBA	16-Apr-20	4,000.00		
51828	0-5076-5076000101-00001001-0701015060-2210504-506000001-000	Advertising, Awareness and Publicity Campaigns	THE STAR PUBLICATIONS LIMITED	18-Nov-19	168,171.00		
56258	0-5076-5076000101-00001001-0705015060-2210502-506000001-000	Publishing & Printing Services	JANE MUKHONGO NASIMIYU	5-Jun-20	30,000.00		
51956	0-5076-5076000101-00001001-0705015060-2210710-506000001-000	Accommodation Allowance	ROBERT ODHIAMBO RABURU	28-Nov-19	44,800.00		
52196	0-5076-5076000101-00001001-0705015060-2210710-506000001-000	Accommodation Allowance	DORAH MAKUNGU	4-Dec-19	44,800.00		
Total					730,521.00		

GENERAL OFFICE SUPPLIES

Vote 5077 Kisumu - Department of Business, Cooperative and Marketing and Vote 5076 Kisumu - Department of Finance and Economic Planning

Details

Class:					
50658	0-5076-5076000101-00001001-0701015060-2211101-50600001-000	General Office Supplies (papers, pencils, forms, small office equipment etc)	ELIZABETH KYALO WANDERA	28-Oct-19	12,105.00
50657	0-5076-5076000101-00001001-0701015060-2211101-50600001-000	General Office Supplies (papers, pencils, forms, small office equipment etc)	ELIZABETH KYALO WANDERA	28-Oct-19	20,560.00
50662	0-5076-5076000101-00001001-0701015060-2211101-50600001-000	General Office Supplies (papers, pencils, forms, small office equipment etc)	ELIZABETH KYALO WANDERA	28-Oct-19	20,500.00
50859	0-5076-5076000101-00001001-0701015060-2211101-50600001-000	General Office Supplies (papers, pencils, forms, small office equipment etc)	ELIZABETH KYALO WANDERA	30-Oct-19	22,460.00
52410	0-5076-5076000101-00001001-0701015060-2211101-50600001-000	General Office Supplies (papers, pencils, forms, small office equipment etc)	ELIZABETH KYALO WANDERA	13-Dec-19	15,500.00
53911	0-5076-5076000101-00001001-0701015060-2211101-50600001-000	General Office Supplies (papers, pencils, forms, small office equipment etc)	KASUNA ENTERPRISE	20-Feb-20	1,997,300.00
54374	0-5076-5076000101-00001001-0701015060-2211101-50600001-000	General Office Supplies (papers, pencils, forms, small office equipment etc)	ELIZABETH KYALO WANDERA	9-Mar-20	30,000.00
Total					2,118,425.00

EMPLOYER CONTRIBUTION

EMPLOYER CONTRIBUTION TO COMPULSORY NATIONAL SCHEMES

Account Details	Sub Item Description	Payee	Amount
0-5072-5072000101-00001001-0108015060-2120103-50600001-000	Employer Contribution to Staff Pensions Scheme	CHECK-OFF LOANS SUSPENSE-CO-OPERATIVE BANK OF KENYA	3,781,555.15
0-5072-5072000101-00001001-0108015060-2120103-50600001-000	Employer Contribution to Staff Pensions Scheme	INSURANCE CO OF EAST AFRICA	162,574.65
0-5072-5072000101-00001001-0108015060-2120103-50600001-000	Employer Contribution to Staff Pensions Scheme	KENYA POLICE SACCO LTD.	13,390.00
0-5072-5072000101-00001001-0108015060-2120103-50600001-000	Employer Contribution to Staff Pensions Scheme	CHECK-OFF LOANS SUSPENSE-CO-OPERATIVE BANK OF KENYA	3,978,200.00
0-5072-5072000101-00001001-0109015060-2120103-50600001-000	Employer Contribution to Staff Pensions Scheme	SUSPENSE SALARY ACCOUNT FAMILY BANK	3,069,704.05
0-5072-5072000101-00001001-0109015060-2120103-50600001-000	Employer Contribution to Staff Pensions Scheme	MOW SPORTS AND WELFARE ASSOCIATION	510
0-5072-5072000101-00001001-0109015060-2120103-50600001-000	Employer Contribution to Staff Pensions Scheme	siaya ufanisi sacco ltd	56,336.90
0-5072-5072000101-00001001-0109015060-2120103-50600001-000	Employer Contribution to Staff Pensions Scheme	STIMA SACCO SOCIETY LIMITED	32,834.00
0-5072-5072000101-00001001-0109015060-2120103-50600001-000	Employer Contribution to Staff Pensions Scheme	JAMII SACCO SOCIETY LIMITED	139,284.80
0-5072-5072000101-00001001-0109015060-2120103-50600001-000	Employer Contribution to Staff Pensions Scheme	STAKE KENYA SACCO SOCIETY LIMITED	4,130.00
0-5072-5072000101-00001001-0109015060-2120103-50600001-000	Employer Contribution to Staff Pensions Scheme	ELIMU SACCO SOCIETY LTD	51,406.25
0-5072-5072000101-00001001-0109015060-2120103-50600001-000	Employer Contribution to Staff Pensions Scheme	NEWFORTIS SAVINGS AND CREDIT COOPERATIVE SOCIETY LIMITED	16,563.55
0-5072-5072000101-00001001-0109015060-2120103-50600001-000	Employer Contribution to Staff Pensions Scheme	SIAYA KILIMO SELF HELP GROUP	280
0-5072-5072000101-00001001-0109015060-2120103-50600001-000	Employer Contribution to Staff Pensions Scheme	MILIKI SAVINGS AND CREDIT LIMITED	1,520.00
0-5072-5072000101-00001001-0109015060-2120103-50600001-000	Employer Contribution to Staff Pensions Scheme	KAKAMEGA RURAL ROADS WORKERS SACCO SOCIETY LTD	35,721.20
0-5072-5072000101-00001001-0109015060-2120103-50600001-000	Employer Contribution to Staff Pensions Scheme	UFUNDI SACCO LTD-MAIN ACCOUNT	19,585.50
0-5072-5072000101-00001001-0109015060-2120103-50600001-000	Employer Contribution to Staff Pensions Scheme	ASILI SACCO SOCIETY LTD	125,295.90
0-5072-5072000101-00001001-0109015060-2120103-50600001-000	Employer Contribution to Staff Pensions Scheme	CALVINCE OTIENO OGWELLA	7,500.00
0-5072-5072000101-00001001-0109015060-2120103-50600001-000	Employer Contribution to Staff Pensions Scheme	AGGREY MBEKE MBEKE	22,500.00
0-5072-5072000101-00001001-0109015060-2120103-50600001-000	Employer Contribution to Staff Pensions Scheme	ALPHEUS ONANGE OMONDI	7,500.00
0-5072-5072000101-00001001-0109015060-2120103-50600001-000	Employer Contribution to Staff Pensions Scheme	WASHINGTON GOGA OLWA	7,500.00
0-5072-5072000101-00001001-0109015060-2120103-50600001-000	Employer Contribution to Staff Pensions Scheme	KISUMU COUNTY SALARY ACCOUNT	69,695.20
0-5072-5072000101-00001001-0109015060-2120103-50600001-000	Employer Contribution to Staff Pensions Scheme	MEK SACCO LIMITED	55,221.00
0-5072-5072000101-00001001-0109015060-2120103-50600001-000	Employer Contribution to Staff Pensions Scheme	alex o. ayatta	22,500.00
0-5072-5072000101-00001001-0109015060-2120103-50600001-000	Employer Contribution to Staff Pensions Scheme	WILBERFORCE LUGUSA NDAGONA	138,207.55
0-5072-5072000101-00001001-0109015060-2120103-50600001-000	Employer Contribution to Staff Pensions Scheme	KISUMU COUNTY SALARY ACCOUNT	197,400.00
0-5072-5072000101-00001001-0109015060-2120103-50600001-000	Employer Contribution to Staff Pensions Scheme	JEANE HELEN ONYANGO	29,237.65
0-5072-5072000101-00001001-0109015060-2120103-50600001-000	Employer Contribution to Staff Pensions Scheme	KENYA SOCIETY OF PHYSIOTHERAPISTS	1,960.00
0-5072-5072000101-00001001-0109015060-2120103-50600001-000	Employer Contribution to Staff Pensions Scheme	ASSOCIATION OF KENYA MEDICAL LABORATORYSCIENTIFIC OFFICERS	15,840.00
0-5072-5072000101-00001001-0109015060-2120103-50600001-000	Employer Contribution to Staff Pensions Scheme	MAZINGIRA WELFARE AND SPORTS ASSOCIATION	12,171.00
0-5072-5072000101-00001001-0401015060-2120101-50600001-000	Employer Contributions to National Social Security Fund	NATIONAL HOSPITAL INSURANCE FUND	2,300,000.00
0-5072-5072000101-00001001-0401015060-2120101-50600001-000	Employer Contributions to National Social Security Fund	NATIONAL SOCIAL SECURITY FUND	264,900.00
0-5072-5072000101-00001001-0401015060-2120101-50600001-000	Employer Contributions to National Social Security Fund	LETSHEGO KENYA LIMITED	1,346,054.85
0-5072-5072000101-00001001-0401015060-2120103-50600001-000	Employer Contribution to Staff Pensions Scheme	AFYA SACCO FOSA	6,000,000.00
0-5072-5072000101-00001001-0401015060-2120103-50600001-000	Employer Contribution to Staff Pensions Scheme	LOCAL AUTHORITY PROVIDENT FUND	6,000,000.00
0-5072-5072000101-00001001-0401045060-2120101-50600001-000	Employer Contributions to National Social Security Fund	UKULIMA SACCO SOCIETY LTD.	173,000.00
0-5072-5072000101-00001001-0401045060-2120101-50600001-000	Employer Contributions to National Social Security Fund	PLATINUM CREDIT LIMITED	75,000.00
0-5072-5072000101-00001001-0401045060-2120103-50600001-000	Employer Contribution to Staff Pensions Scheme	KAKAMEGA RURAL ROADS WORKERS SACCO SOCIETY LTD	38,701.90
0-5072-5072000101-00001001-0401045060-2120103-50600001-000	Employer Contribution to Staff Pensions Scheme	HAZINA SACCO SOCIETY LTD	276,640.65
0-5072-5072000101-00001001-0401045060-2120103-50600001-000	Employer Contribution to Staff Pensions Scheme	GUSII MWALIMU SACCO LIMITED	344,699.60
0-5072-5072000101-00001001-0401045060-2120103-50600001-000	Employer Contribution to Staff Pensions Scheme	NEWFORTIS SAVINGS AND CREDIT COOPERATIVE SOCIETY LIMITED	22,884.45
0-5072-5072000101-00001001-0401045060-2120103-50600001-000	Employer Contribution to Staff Pensions Scheme	KISUMU COUNTY GOVERNMENT BULK LOANS ACCOUNT	12,280.00
0-5072-5072000101-00001001-0401045060-2120103-50600001-000	Employer Contribution to Staff Pensions Scheme	AFRICAN CAPITAL LTD	758,757.15

0-5072-5072000101-00001001-0401045060-2120103-50600001-000	Employer Contribution to Staff Pensions Scheme	siaya ufanisi sacco ltd	58,865.90
0-5072-5072000101-00001001-0401045060-2120103-50600001-000	Employer Contribution to Staff Pensions Scheme	KENYA MEDICAL SOCIAL WORKERS ASSOCIATION	900
0-5072-5072000101-00001001-0401045060-2120103-50600001-000	Employer Contribution to Staff Pensions Scheme	MILLICENT OBARA ADWAR	75,000.00
0-5072-5072000101-00001001-0401045060-2120103-50600001-000	Employer Contribution to Staff Pensions Scheme	MUTCO SACCO	45,565.60
0-5072-5072000101-00001001-0401045060-2120103-50600001-000	Employer Contribution to Staff Pensions Scheme	KENYA MEDICAL PRACTITIONERS PHARMACISTS AND DENTISTS UNION	438,020.00
0-5072-5072000101-00001001-0401045060-2120103-50600001-000	Employer Contribution to Staff Pensions Scheme	HAZINA SACCO SOCIETY LTD	285,855.85
0-5072-5072000101-00001001-0401045060-2120103-50600001-000	Employer Contribution to Staff Pensions Scheme	IMARISHA SACCO SOCIETY LIMITED	89,354.20
0-5072-5072000101-00001001-0401045060-2120103-50600001-000	Employer Contribution to Staff Pensions Scheme	JAMII SACCO SOCIETY LIMITED	139,284.80
0-5072-5072000101-00001001-0401045060-2120103-50600001-000	Employer Contribution to Staff Pensions Scheme	ELIMU SACCO SOCIETY LTD	48,546.60
0-5072-5072000101-00001001-0401045060-2120103-50600001-000	Employer Contribution to Staff Pensions Scheme	Kenya Union Of Clinical Officers	52,320.00
0-5072-5072000101-00001001-0401045060-2120103-50600001-000	Employer Contribution to Staff Pensions Scheme	ASILI SACCO SOCIETY LTD	125,294.20
0-5072-5072000101-00001001-0401045060-2120103-50600001-000	Employer Contribution to Staff Pensions Scheme	SHIRIKA SACCO SOCIETY LIMITED	253,130.20
0-5072-5072000101-00001001-0501015060-2120101-50600001-000	Employer Contributions to National Social Security Fund	UKULIMA SACCO SOCIETY LTD.	485,000.00
0-5072-5072000101-00001001-0501015060-2120101-50600001-000	Employer Contributions to National Social Security Fund	CALVINES OWINY AND LINDA OWINY	12,333.35
0-5072-5072000101-00001001-0501015060-2120103-50600001-000	Employer Contribution to Staff Pensions Scheme	KISUMU COUNTY OPERATIONS AND IMPREST ACCOUNT	864,000.00
0-5072-5072000101-00001001-0501015060-2120103-50600001-000	Employer Contribution to Staff Pensions Scheme	KISUMU COUNTY OPERATIONS AND IMPREST ACCOUNT	4,676,000.00
0-5072-5072000101-00001001-0501015060-2120103-50600001-000	Employer Contribution to Staff Pensions Scheme	TOWN CLERK'S DEPT. STAFF WELFARE GROUP	6,120.00
0-5072-5072000101-00001001-0501015060-2120103-50600001-000	Employer Contribution to Staff Pensions Scheme	KENYA POST OFFICE SAVINGS BANK	26,900.00
0-5072-5072000101-00001001-0501015060-2120103-50600001-000	Employer Contribution to Staff Pensions Scheme	PHARMACEUTICAL SOCIETY OF KENYA	10,582.00
0-5072-5072000101-00001001-0501015060-2120103-50600001-000	Employer Contribution to Staff Pensions Scheme	NEWFORTIS SAVINGS AND CREDIT COOPERATIVE SOCIETY LIMITED	16,448.40
0-5072-5072000101-00001001-0501015060-2120103-50600001-000	Employer Contribution to Staff Pensions Scheme	STIMA SACCO SOCIETY LIMITED	32,834.00
0-5072-5072000101-00001001-0501015060-2120103-50600001-000	Employer Contribution to Staff Pensions Scheme	KENYA MEDICAL SOCIAL WORKERS ASSOCIATION	840
0-5072-5072000101-00001001-0501015060-2120103-50600001-000	Employer Contribution to Staff Pensions Scheme	CIVIL SERVANTS HOUSING SCHEME FUND	26,715.00
0-5072-5072000101-00001001-0501015060-2120103-50600001-000	Employer Contribution to Staff Pensions Scheme	UNION OF KENYA CIVIL SERVANTS	261,157.05
0-5072-5072000101-00001001-0501015060-2120103-50600001-000	Employer Contribution to Staff Pensions Scheme	KENYA NATIONAL UNION OF NURSES	361,916.80
0-5072-5072000101-00001001-0501015060-2120103-50600001-000	Employer Contribution to Staff Pensions Scheme	MWALIMU NATIONAL SACCO	408,597.65
0-5072-5072000101-00001001-0501015060-2120103-50600001-000	Employer Contribution to Staff Pensions Scheme	SOCIETY OF RADIOGRAPHY IN KENYA	3,380.00
0-5072-5072000101-00001001-0501015060-2120103-50600001-000	Employer Contribution to Staff Pensions Scheme	ARGOS FURNISHERS LIMITED	2,666.55
0-5072-5072000101-00001001-0501015060-2120103-50600001-000	Employer Contribution to Staff Pensions Scheme	siaya ufanisi sacco ltd	55,936.20
0-5072-5072000101-00001001-0501015060-2120103-50600001-000	Employer Contribution to Staff Pensions Scheme	GLOBAL CREDIT LIMITED	6358.9
0-5072-5072000101-00001001-0501015060-2120103-50600001-000	Employer Contribution to Staff Pensions Scheme	KENYA MEDICAL ASSOCIATION SACCO LIMITED	12,555.00
0-5072-5072000101-00001001-0501015060-2120103-50600001-000	Employer Contribution to Staff Pensions Scheme	STAKE KENYA SACCO SOCIETY LIMITED	4,130.00
0-5072-5072000101-00001001-0501015060-2120103-50600001-000	Employer Contribution to Staff Pensions Scheme	MILIKI SAVINGS AND CREDIT LIMITED	1,520.00
0-5072-5072000101-00001001-0501015060-2120103-50600001-000	Employer Contribution to Staff Pensions Scheme	KISUMU MUNICIPAL STAFF BBF	55,260.00
0-5072-5072000101-00001001-0704015060-2120101-50600001-000	Employer Contributions to National Social Security Fund	UKULIMA SACCO SOCIETY LTD.	251,678.55
0-5072-5072000101-00001001-0704015060-2120102-50600001-000	Employer Contributions to Local Government Security Fund	SELECT MANAGEMENT SERVICES LTD	760,724.20
0-5072-5072000101-00001001-0704015060-2120102-50600001-000	Employer Contributions to Local Government Security Fund	LETSHEGO KENYA LIMITED	1,365,542.80
0-5072-5072000101-00001001-0704015060-2120102-50600001-000	Employer Contributions to Local Government Security Fund	SBM bank(scheme loans collection account)	255,021.00
0-5072-5072000101-00001001-0704015060-2120102-50600001-000	Employer Contributions to Local Government Security Fund	KENYA MEDICAL ASSOCIATION SACCO LIMITED	12,800.00
0-5072-5072000101-00001001-0704015060-2120102-50600001-000	Employer Contributions to Local Government Security Fund	ASILI SACCO SOCIETY LTD	146,533.25
0-5072-5072000101-00001001-0704015060-2120102-50600001-000	Employer Contributions to Local Government Security Fund	NGAO CREDIT LIMITED	62,159.05
			41,286,470.05

**COUNTY GOVERNMENT OF KISUMU
OUTSTANDING IMPRESTS AS AT 30TH JUNE 2020**

PF/NO	Vendor Name		Designation
20150022469	MICHAEL ONYANGO		N.A.
Imp 4403	27-Jun-2016		
imp. no. 5035	15-Sep-2016	02-Jun-2016	33,600.00
Outstanding Balance		05-Sep-2016	72,200.00
19850005113	JOSEPH OGWEL SAMBA		105,820.00
IMP NO 6626	30-Jun-2018		N.A.
Outstanding Balance		26-Jun-2018	451,000.00
20130020129	JACKSON OTIENO OMONDI		451,000.00
imp no 006797	30-Jun-2018		N.A.
Outstanding Balance		26-Jun-2018	9,800.00
20150065919	ZACHARY OCHIENG		9,800.00
Imp no 1960	25-Feb-2016		N.A.
Imp no 1969	10-Mar-2016	11-Feb-2016	33,000.00
Outstanding Balance		18-Feb-2016	42,000.00
20130032254	TOM MBOYA OGOLLAH		75,000.00
Imp no 1959	05-Mar-2016		N.A.
Imp no 1973	05-Mar-2016	18-Feb-2016	66,500.00
Outstanding Balance		18-Feb-2016	44,800.00
20130032843	JOHN ODERO OYUCHO		111,300.00
imo no 006796	30-Jun-2018		N.A.
Outstanding Balance		26-Jun-2018	16,800.00
20100004082	ROSE ATIENO KIYAKA		16,800.00
IMP.NO.4597	30-Oct-2016		N.A.
Outstanding Balance		21-Oct-2016	49,800.00
1990085951	ALPHAEUS ONANGE OMONDI		49,800.00
IMP NO 006798	30-Jun-2018		N.A.
Outstanding Balance		26-Jun-2018	9,800.00
2003055185	WASHINGTON GOGA OLWA		9,800.00
IMP NO 07662	30-Jun-2018		N.A.
Outstanding Balance		29-Jun-2018	9,800.00
20170108200	JOHN OKISE OCHOLA		9,800.00
IMP NO 007657	30-Jun-2018		N.A.
Outstanding Balance		27-Jun-2018	16,800.00
20170110120	JUSTUS OKOTH ALOYO		16,800.00
imp no 006799	30-Jun-2018		N.A.
Outstanding Balance		26-Jun-2018	9,800.00
20160145728	EDWARD OKOTH OMOL		9,800.00
imp. no. 6708	31-Oct-2017		N.A.
perdiem nakuru	30-Jun-2018	09-Oct-2017	52,000.00
Outstanding Balance		26-Jun-2018	9,800.00
28696611	DAVID AMAYO WADULO		61,800.00
imp006771nightout to kakamega	03-May-2018		N.A.
IMP NO 006759	30-May-2018	23-Apr-2018	77,400.00
IMP NO 006786	30-May-2018	24-May-2018	74,300.00
Outstanding Balance		24-May-2018	42,800.00
20150009386	KENNEDY OCHIENG		194,500.00
IMP. NO. 3908	29-Apr-2016		N.A.
Outstanding Balance		13-Apr-2016	575,200.00
2013014001	BEN MOGARE MOMANYI		575,200.00
Imp no 3815	30-Apr-2016		N.A.
Outstanding Balance		18-Apr-2016	34,400.00
20160145737	CARREN NANCY ATIENO OTIENO		34,400.00
IMP NO 006789	30-May-2018		N.A.
		24-May-2018	105,800.00

IMP NO 6090	30-Jun-2018	05-Jun-2018	38,600.00
Outstanding Balance			144,400.00
19940013203	STEPHEN SULE OGENDO		N.A.
7 days per diem	25-Mar-2019	28-Feb-2019	54,300.00
Outstanding Balance			54,300.00
20010008269	JAPHETH ORWA OCHIENG		N.A.
per diem	20-May-2019	07-May-2019	59,000.00
Outstanding Balance			59,000.00
19950006130	ZABLON OPUNDO OTIENDE		N.A.
a consultative workshop	20-Jun-2019	24-May-2019	64,000.00
Outstanding Balance			64,000.00
1983002910	PHILIP OLIECH AYODO		N.A.
IMP. NO. 2404	02-Apr-2016	29-Mar-2016	446,630.00
Outstanding Balance			446,630.00
19910012921	ABEID OKECH NGORE		N.A.
Imp no 2408	10-Mar-2016	18-Feb-2016	722,700.00
Outstanding Balance			722,700.00
19940012877	BENARD ODERA ODERA		N.A.
IMP-WARRANT NO.3198	30-Jun-2015	18-Jun-2015	80,800.00
Outstanding Balance			80,800.00
19950006096	CAROLY OMONDI NYUMBA		N.A.
imp no 6359	22-Dec-2018	11-Jan-2019	158,500.00
fire fighting training	20-May-2019	30-Apr-2019	37,300.00
Outstanding Balance			195,800.00
19950007771	CHARLES OCHIENG OMOLLO		N.A.
evaluation committee	31-Mar-2019	30-Apr-2019	43,500.00
per diem	20-May-2019	20-May-2019	59,000.00
consultative workshop	20-Jun-2019	23-May-2019	64,000.00
Outstanding Balance			166,500.00
19990027720	DOROTHY ADHIAMBO ONONGNO		N.A.
imp no 7240	08-Feb-2019	21-Jan-2019	30,000.00
office float	22-Mar-2019	12-Mar-2019	15,000.00
7 day per diem	20-Mar-2019	05-Mar-2019	54,300.00
badminton corporate teams event	31-Mar-2019	12-Apr-2019	25,200.00
Outstanding Balance			124,500.00
20000012939	BEATRICE JANE AWUOR OBADHA		N.A.
imp no 7556	29-Oct-2018	29-Oct-2018	346,620.00
Outstanding Balance			346,620.00
20010005286	VINCENT AMAYO OUKO		N.A.
imp 6540	28-Feb-2019	04-Mar-2019	29,000.00
Outstanding Balance			29,000.00
20010005633	PETER WANYONYI NETONDO		N.A.
imp no 11557	30-Dec-2019	30-Dec-2019	21,000.00
Outstanding Balance			21,000.00
20010006238	FRANCIS OWINO ONDONG'A		N.A.
replacement of electric and mortice lock	15-Dec-2019	20-Feb-2020	22,000.00
Outstanding Balance			22,000.00
20070006281	EUNICE LEKI		N.A.
IMP-WARRANT NO.3197	30-Jun-2015	13-Jun-2015	104,000.00
Outstanding Balance			104,000.00
20070006370	BELLA AMONDI OYUGI		N.A.
per diem ICPAK annual conference	20-May-2019	30-Apr-2019	88,400.00
Outstanding Balance			88,400.00
20100004457	EMMANUEL OTIENO OPETU		KIUCOK AIE
imp no 6377	16-Dec-2018	21-Nov-2018	72,200.00
7 days per diem	25-Mar-2019	28-Feb-2019	78,800.00

per diem ICPAK annual Conference	20-May-2019	30-Apr-2019	88,400.00
consultative workshop	20-Jun-2019		
Outstanding Balance		23-May-2019	64,000.00
20100004484	JOSHUA OKOTH MUNDA		303,400.00
a consultative workshop	20-Jun-2019		N.A.
Outstanding Balance		24-May-2019	78,000.00
20120004560	JOSHUA MIGUDI JUMA		78,000.00
subsistence	28-Feb-2019		N.A.
7 days per diem	25-Mar-2019	12-Mar-2019	15,000.00
meal allowance	25-Mar-2019	28-Feb-2019	24,500.00
Outstanding Balance		04-Mar-2019	15,400.00
20010004216	SAMUEL ORIMBA HONGO		54,900.00
imp 7571	03-Nov-2018		N.A.
imp no 7583	29-Oct-2018	26-Oct-2018	100,000.00
imp no Re 7205	28-Dec-2018	29-Oct-2018	35,000.00
office float	22-Mar-2019	29-Nov-2018	311,840.00
7 days per diem	25-Mar-2019	12-Mar-2019	15,000.00
demolition	15-Apr-2019	28-Feb-2019	54,300.00
Outstanding Balance		27-Mar-2019	143,500.00
20010006176	LILIAN AKOTH OTIENO		659,640.00
badminton corporate teams event	31-Mar-2019	12-Apr-2019	KIU Administration
Outstanding Balance			25,200.00
19990026723	MAURICE ODHIAMBO OTIENO		25,200.00
7 days per diem	25-Mar-2019		N.A.
internet charges	25-Mar-2019	01-Mar-2019	54,300.00
Outstanding Balance		26-Feb-2019	60,000.00
20090004961	PETER ODERO ANDITI		114,300.00
per diem and taxi	30-Mar-2020		N.A.
Outstanding Balance		28-Feb-2020	47,000.00
20120004702	JOSEPH OTIENO ADOYO		47,000.00
Imp no 2445	05-Jun-2016		N.A.
Outstanding Balance		17-May-2016	361,150.00
20010004967	CHARLES AGENGO		361,150.00
a consultative workshop	20-Jun-2019		N.A.
Outstanding Balance		24-May-2019	78,000.00
20010007333	DUNCAN OGANGO OTIENO		78,000.00
imp no 11558	30-Dec-2019		N.A.
Outstanding Balance		09-Dec-2019	110,100.00
20120005398	CARREN AKOTH OLWERO		110,100.00
imp no 6383	08-Feb-2019		KIUCOK ALT HSCM
7 days per diem	25-Mar-2019	04-Mar-2019	25,000.00
evaluation committee	31-Mar-2019	28-Feb-2019	54,300.00
Outstanding Balance		23-Apr-2019	56,000.00
20130032781	DORIS CHANDI OMBARA		135,300.00
per diem to incheon	15-Mar-2019		KIUCOK ALT AIE
consultative workshop	20-Jun-2019	21-Feb-2019	75,118.00
per diem to Abu Dhabi	30-Mar-2020	23-May-2019	92,000.00
Outstanding Balance		23-Mar-2020	99,197.20
19940013258	SELINE ANYANGO OTIENO		266,315.20
imp no 7574	30-Nov-2018		N.A.
Outstanding Balance		17-Oct-2018	52,800.00
19950006701	MICHAEL OPODI OWUOR		52,800.00
IMP 11556	30-Dec-2019		N.A.
Outstanding Balance		30-Dec-2019	21,000.00
19950007860	James Kobe		21,000.00
13-Nov-2018	13-Dec-2018		N.A.
		19-Nov-2018	105,500.00

badminton corporate event	31-Mar-2019	23-Apr-2019	98,200.00
Outstanding Balance			203,700.00
19960012408	Christopher Adhola		N.A.
imp no 6358	16-Dec-2018	21-Nov-2018	12,000.00
Outstanding Balance			12,000.00
19970013355	JACTONE OMONDI OMOLO		N.A.
7 days per diem	25-Mar-2019	28-Feb-2019	24,500.00
Outstanding Balance			24,500.00
19980015978	JEREMIAH APUNDA OMBURA		KIUCOK REQUESTOR
7 days per diem	25-Mar-2019	28-Feb-2019	44,500.00
consultative workshop	20-Jun-2019	24-May-2019	399,500.00
Outstanding Balance			444,000.00
19980016359	Charles Ouma Samba		N.A.
imp no 6528 subsistence allowance	15-Feb-2019	05-Feb-2019	15,000.00
allowances	20-May-2019	28-May-2019	58,800.00
Outstanding Balance			73,800.00
19980016420	Rose Adhiambo Nyakinya		N.A.
imp no 7226	18-Jan-2018	21-Jan-2019	21,000.00
Outstanding Balance			21,000.00
19980016484	Millicent Atieno Onyango		N.A.
3 days per diem to choir members	20-Jun-2019	07-Jun-2019	186,900.00
Outstanding Balance			186,900.00
19980016760	Pamela Akinyi Odhiambo		N.A.
imp no 6531 subsistence allowance	15-Feb-2019	05-Feb-2019	13,600.00
Outstanding Balance			13,600.00
19980016868	SERPHINE AKEYO OKORE		N.A.
facilitation for demolition	30-Mar-2020	20-Feb-2020	90,000.00
Outstanding Balance			90,000.00
20010005071	ALPHONCE OGAYE MISACHI		KIUCOK PO USER
evaluation	20-May-2019	28-May-2019	35,000.00
per diem	30-May-2019	07-May-2019	27,500.00
Outstanding Balance			62,500.00
20010006050	PATRICK OTIENO NYAMITA		N.A.
7 days per diem	25-Mar-2019	28-Feb-2019	54,300.00
evaluation committee	31-Mar-2019	30-Apr-2019	26,000.00
per diem	30-May-2019	07-May-2019	34,500.00
consultative workshop	20-Jun-2019	23-May-2019	39,500.00
Outstanding Balance			154,300.00
20010006247	CHARLES OLOO MBOGO		N.A.
7 days per diem	25-Mar-2019	28-Feb-2019	24,500.00
Outstanding Balance			24,500.00
20010006381	Mary Achieng Onyango		N.A.
imp no 08570	30-Nov-2019	03-Dec-2019	29,384.00
Outstanding Balance			29,384.00
20010007164	Julius Amba Kauma		N.A.
fumigation	28-Feb-2019	04-Mar-2019	29,000.00
Outstanding Balance			29,000.00
20110006810	PAUL OTIENO KODERO		KIUCOK REQUESTOR
evaluation allowance	28-Feb-2019	15-Feb-2019	21,000.00
evaluation committee	28-Feb-2018	07-Feb-2019	21,000.00
78 days per diem	25-Mar-2019	01-Mar-2019	54,300.00
committee allowance	31-Mar-2019	27-Mar-2019	21,000.00
committee opening	25-Apr-2019	12-Apr-2019	21,000.00
opening committee meeting	25-Apr-2019	26-Apr-2019	21,000.00
evaluation committee	30-Dec-2019	13-Nov-2019	134,000.00
05-Jun-2020	30-Jun-2020	10-Jun-2020	406,854.35

Outstanding Balance			
20120003572	Arnold Omondi Guya		700,154.35
7 days per diem	25-Mar-2019		N.A.
office float	25-Mar-2019	28-Feb-2019	54,300.00
reinvoice kirinyaga	30-Apr-2019	01-Mar-2019	15,000.00
devolution allowance		09-Apr-2019	54,300.00
Outstanding Balance			
20120003741	Kipkoech Cheruiyot		123,600.00
imp no 7584	30-Nov-2018	07-Nov-2018	N.A.
imp no 6385	08-Feb-2018	29-Mar-2019	21,000.00
badminton corporate team event	31-Mar-2019	26-Apr-2019	21,000.00
opening committee	20-May-2019	20-May-2019	16,800.00
Outstanding Balance			25,000.00
20120004337	ENOCK ODHIAMBO ONYANGO		83,800.00
evaluation committee	20-May-2019	28-May-2019	N.A.
opening committee	20-May-2019	28-May-2019	25,000.00
evaluation committee	20-Jun-2018	07-Jun-2019	21,000.00
Outstanding Balance			21,000.00
20160159151	JACOB SIMBA OPEPO		67,000.00
7 days per diem	25-Mar-2019	28-Feb-2019	N.A.
Outstanding Balance			24,500.00
20160159268	JACOB OTIENO OPATA		24,500.00
training on fire fighting	20-May-2019	30-Apr-2019	N.A.
Outstanding Balance			27,500.00
20170139241	Kevin Okoth Ajuul		27,500.00
office float	20-Mar-2019	13-Mar-2019	N.A.
7 days per diem	20-Mar-2019	28-Feb-2019	15,000.00
evaluation committee	31-Mar-2019	30-Apr-2019	78,800.00
per diem	20-May-2019	07-May-2019	43,500.00
consultative workshop	20-Jun-2019	23-May-2019	59,000.00
Outstanding Balance			64,000.00
20170139312	Philip Ochieng Okwanyo		260,300.00
7 days per diem	20-Mar-2019	28-Feb-2019	N.A.
evaluation committee	31-Mar-2019	23-Apr-2019	78,800.00
per diem	20-May-2019	07-May-2019	43,500.00
Outstanding Balance			59,000.00
20170144564	Jackson Akelo Ongere		181,300.00
imp no 7204	28-Dec-2018	06-Dec-2018	N.A.
speed governor	08-Feb-2019	07-Jun-2019	36,600.00
installation of speed governor	08-Feb-2019	07-Jun-2019	15,000.00
7 days per diem	25-Mar-2019	28-Feb-2019	15,000.00
Outstanding Balance			78,800.00
27883981	EDWARD WASHINGTON ODANGA		145,400.00
consultative workshop	20-Jun-2019	24-May-2019	N.A.
Outstanding Balance			39,500.00
200100053202	SYLVANCE OKETCH ADOYOH		39,500.00
imp no 08572	30-Dec-2019	30-Dec-2019	N.A.
Outstanding Balance			5,000.00
20170104168	ALPHONCE JUMA ANGOLO		5,000.00
committee allowance	28-Feb-2019	06-Feb-2019	N.A.
office float	20-Mar-2019	26-Feb-2019	21,000.00
7 days per diem	25-Mar-2019	28-Feb-2019	15,000.00
facilitation committee	25-Apr-2019	12-Apr-2019	54,300.00
airtime	25-Apr-2019	12-Apr-2019	21,000.00
Outstanding Balance			45,000.00
20170104177	EVANCE ODWUOR ALALAH		156,300.00
7 days per diem	25-Mar-2019	28-Feb-2019	N.A.
			78,800.00

office float	15-Apr-2019	29-Mar-2019	15,000.00
per diem and transport	31-May-2019	21-May-2019	243,356.00
a consultative workshop	20-Jun-2019	29-May-2019	64,000.00
Outstanding Balance			401,156.00
20070006405	ROBERT ODHIAMBO RABURU		N.A.
three stamp and pad	20-May-2018	30-Apr-2019	10,600.00
Outstanding Balance			10,600.00
19800004746	ADEGO, Mr. ALFRED MATSA		N.A.
IMP/WARRANT NO.0926	30-Aug-2014	18-Aug-2014	9,000.00
Outstanding Balance			9,000.00
20170139205	STEVE ODHIAMBO GOME		KIU Chief Officer LHPP
consultative workshop	20-Jun-2019	24-May-2019	92,000.00
Outstanding Balance			92,000.00
20180049272	DIXON OBUNGU		N.A.
Re-invoiced imp no 7009	28-Dec-2018	28-Nov-2018	288,252.00
Outstanding Balance			288,252.00
20120004391	BERNARD OTIENO OJWANG		N.A.
office float	22-Mar-2019	12-Mar-2019	15,000.00
7 days per diem	25-Mar-2019	28-Feb-2019	78,800.00
evaluation committee	31-Mar-2019	30-Apr-2019	26,000.00
per diem	30-May-2019	07-May-2019	34,500.00
Outstanding Balance			154,300.00
1986105294	MICHAEL OBIERO NGOLO		KIU PFO CA
IMP NO. 2935	30-Jun-2015	12-Jun-2015	300,000.00
Outstanding Balance			300,000.00
20010004618	FELIX OWUOR OKINYI		KIU Accountant CA
consultative workshop	20-Jun-2019	24-May-2019	78,000.00
Outstanding Balance			78,000.00
20090004943	WYCLIFF OTIENO		KIU PROC OFFICER
consultative workshop	20-Jun-2019	24-May-2019	78,000.00
Outstanding Balance			78,000.00
20170074441	CALEB OWUOR OMOROH		N.A.
consultative workshop	20-Jun-2019	12-Jun-2019	78,000.00
Outstanding Balance			78,000.00
20170074487	GEORGE OLOO ONYANGO		N.A.
consultative workshop	20-Jun-2019	24-May-2019	106,000.00
Outstanding Balance			106,000.00
20170074503	STEPHEN OUMA OWITI		N.A.
consultative workshop	20-Jun-2019	12-Jun-2019	78,000.00
Outstanding Balance			78,000.00
20170074601	GEORGE OTHUTHU ABAJA		N.A.
a consultative workshop	20-Jun-2019	24-May-2019	78,000.00
Outstanding Balance			78,000.00
20170074718	JULIUS OCHIENG GENGA		N.A.
a consultative workshop	20-Jun-2019	24-May-2019	78,000.00
Outstanding Balance			78,000.00
20170074781	KENNETH ONYANGO ODHIAMBO		N.A.
consultative workshop	20-Jun-2019	23-May-2019	70,000.00
Outstanding Balance			70,000.00
20170074852	OJUOK PHILEMON JUMA		N.A.
a consultative workshop	20-Jun-2019	24-May-2019	78,000.00
Outstanding Balance			78,000.00
20170075019	ROY OCHIENG SAMO		N.A.
a consultative workshop	20-Jun-2019	24-May-2019	70,000.00
Outstanding Balance			70,000.00
20170075037	GARD OKOTH OLIMA		N.A.
a consultative workshop	20-Jun-2019	24-May-2019	78,000.00

Outstanding Balance			
20170075064	JANE JUMA MANUCHE		78,000.00
a consultative workshop	20-Jun-2019		N.A.
Outstanding Balance		24-May-2019	78,000.00
20170075144	SALLY ACHIENG OKUDO		78,000.00
a consultative workshop	20-Jun-2019		N.A.
Outstanding Balance		24-May-2019	78,000.00
20170075180	MAURICE OTIENO NGETA		78,000.00
a consultative workshop	20-Jun-2019		N.A.
Outstanding Balance		24-May-2019	78,000.00
20170075233	GEORGE OMONDI OLWA		78,000.00
a consultative workshop	20-Jun-2019		N.A.
Outstanding Balance		24-May-2019	78,000.00
20170075260	CAREN JOICE OGUOK		78,000.00
a consultative workshop	20-Jun-2019		N.A.
Outstanding Balance		24-May-2019	78,000.00
20170075386	JOHNSON OTIENO GUYAH		78,000.00
a consultative workshop	20-Jun-2019		N.A.
Outstanding Balance		24-May-2019	78,000.00
20170075528	KENNEDY OOKO OUMA		78,000.00
a consultative workshop	20-Jun-2019		N.A.
Outstanding Balance		24-May-2019	78,000.00
20170075591	ERICK OTIENO AGOLA		78,000.00
a consultative workshop	20-Jun-2019		N.A.
Outstanding Balance		24-May-2019	78,000.00
20170075680	JACKTON OJWANG OGENDO		78,000.00
a consultative workshop	20-Jun-2019		N.A.
Outstanding Balance		24-May-2019	78,000.00
20170076472	SETH OCHIENG		78,000.00
a consultative workshop	20-Jun-2019		N.A.
Outstanding Balance		24-May-2019	78,000.00
ID 29520751	NICHOLAS ODHIAMBO OLOO		78,000.00
consultative workshop	20-Jun-2019		N.A.
Outstanding Balance		24-May-2019	81,000.00
20120003590	CHRISTOPHER OGWENO ONDIJO		81,000.00
office float	15-Apr-2019		N.A.
Outstanding Balance		29-Mar-2019	15,000.00
19850004803	KENNETH OTIENO OPIYO		15,000.00
a consultative workshop	20-Jun-2019		N.A.
Outstanding Balance		24-May-2019	64,000.00
19940007249	NELCO MASANYA SAGWE		64,000.00
consultative workshop	20-Jun-2019		N.A.
Outstanding Balance		24-May-2019	78,000.00
20034201194	DANCUN OTIENO RIAGA		78,000.00
a consultative workshop	20-Jun-2019		N.A.
Outstanding Balance		24-May-2019	76,000.00
20070005499	NICHOLAS OCHUDHO AYORO		76,000.00
a consultative workshop	20-Jun-2019		N.A.
Outstanding Balance		24-May-2019	76,000.00
20090004345	WILLIAM OGADA OTIENO		76,000.00
a consultative workshop	20-Jun-2019		N.A.
Outstanding Balance		24-May-2019	64,000.00
20120004766	DAVID ONYANGO AYIEKO		64,000.00
a consultative workshop	20-Jun-2019		N.A.
Outstanding Balance		24-May-2019	64,000.00
2008158093	SAMSON LINAGALA INJENI		64,000.00
consultative workshop	20-Jun-2019		N.A.
		24-May-2019	56,000.00

Outstanding Balance			56,000.00
1991003106	JANET INGAHIZU ELPHAS		N.A.
IMPR 2291	30-Nov-2015	27-Nov-2015	405,000.00
Outstanding Balance			405,000.00
20100005552	JEPCHUMBA, Miss DIANA		N.A.
imp12037	30-Jun-2020	11-Jun-2020	243,500.00
Outstanding Balance			243,500.00
23997816	PATRICIA ACHIENG OWANG		N.A.
imp no 8269	31-Jan-2019	08-Jan-2020	23,900.00
Outstanding Balance			23,900.00
20120004426	ANNE AKINYI ONG'ELE		N.A.
PER DIEM NAIVASHA	28-Feb-2019	17-Dec-2019	461,800.00
Outstanding Balance			461,800.00
19950006756	ERICK OTIENO ONYANGO		N.A.
IMP 11810	15/Jun/2020	21/May/2020	322,650.00
Outstanding Balance			322,650.00
19960011992	CALEB OTIENO NYAKOTA		N.A.
IMP 13071	30/Apr/2020	01/Apr/2020	700,000.00
Outstanding Balance			700,000.00
20140013038	ERICK ANGWENYI ORANGI		KIU chief finance
IM P N O 10739	28/Oct/2019	16/Oct/2019	37,800.00
imp no 8752	30/Oct/2019	17/Oct/2019	42,800.00
IMP NO 11339	19/Nov/2019	14/Nov/2019	55,900.00
IMPREST FOR ACCOMPANYING GOVERNOR TO CRA OFFICE	30/Mar/2020	20/Feb/2020	21,800.00
Outstanding Balance			158,300.00
20070006692	JANET WANYANDEH		N.A.
IMP NO 09105	30/Jun/2020	29/Oct/2019	150,000.00
Outstanding Balance			150,000.00
19880013605	NICODEMUS OJWANG KOGUYO		N.A.
IMP NO 08421	28/Feb/2020	07/Feb/2020	30,000.00
Outstanding Balance			30,000.00
19900013354	RHODA AKOTH OTIENO		N.A.
IMP 09150	30/Jun/2020	03/Jun/2020	680,000.00
Outstanding Balance			680,000.00
19950006443	ROSE ADHIAMBO ODHIAMBO		KIU storekeeper CT
IMP 7441	31/Mar/2020	19/Mar/2020	20,000.00
IMP 6128	30/Jun/2020	30/Jun/2020	400,000.00
Outstanding Balance			420,000.00
19950006649	PETER SIMON OMOLO KAYILA		N.A.
IMP 08439	30/Jun/2020	17/Jun/2020	700,000.00
Outstanding Balance			700,000.00
19980016715	CHARLES OWINO ODEK		N.A.
IMP 08786	30/Apr/2020	04/Mar/2020	39,500.00
Outstanding Balance			39,500.00
19980017230	ELIZABETH NAFULA KAKAI		N.A.
IMP NO 08411	20/Dec/2019	18/Dec/2019	19,500.00
Outstanding Balance			19,500.00
20010006461	ELIAS OWINO NDOLO		N.A.
IMP 08800	30/Jun/2020	25/Jun/2020	490,000.00
Outstanding Balance			490,000.00
20110006856	PHILIP ODHIAMBO AWILI		N.A.
IMP NO 10744	28/Oct/2019	16/Oct/2019	630,000.00
Outstanding Balance			630,000.00
20120004659	LUKE ODHIAMBO JUMA		N.A.
IMPREST WARRANT FOR TRAINING	30/Mar/2020	26/Feb/2020	39,400.00
Outstanding Balance			39,400.00

20010006176	LILIAN AKOTH OTIENO			
IMP NO 11334	08/Nov/2019	28/Oct/2019	348,000.00	KIU Administration
Outstanding Balance			348,000.00	
20010006443	JOSEPH GOROBA OLUM			
IMP 11805	30/Jun/2020	01/Apr/2020	N.A.	
Outstanding Balance			30,000.00	
20010008223	FANUEL ANDIEGO ADAMBA			
IMP NO 08403	16/Nov/2019	30/Oct/2019	N.A.	
Outstanding Balance			687,000.00	
19990026723	MAURICE ODHIAMBO OTIENO			
IMP NO 6297	18/Dec/2019	17/Dec/2019	N.A.	
Outstanding Balance			156,500.00	
1998016368	FREDRICK OKOTH LWANYA			
imp no 12404	30/Sep/2020	09/Sep/2020	N.A.	
Outstanding Balance			15,750.00	
20120006108	UMMY ABDALLAH			
IMP NO 08775	24/Nov/2019	18/Nov/2019	N.A.	
Outstanding Balance			246,925.00	
20010005482	LETECIA AWUOR ODHIAMBO			
IMP 11037	30/May/2020	13/May/2020	678,600.00	KIU REQ AGRIC
Outstanding Balance			678,600.00	
20160146770	MICHAEL OKELLO ALUOCH			
IMP NO 8258	13/Dec/2019	25/Nov/2019	N.A.	
Outstanding Balance			30,000.00	
20010005446	MWANAMISI KINDULI			
IM PNO 7440	30/Mar/2020	10/Mar/2020	N.A.	
Outstanding Balance			128,400.00	
20120004328	PHOEBE ATIENO OGADA			
IMP NO 09228	14/Nov/2019	04/Nov/2019	N.A.	
Outstanding Balance			39,400.00	
1992007446	CHRISTINE BONARERI ODHIAMBO			
IMP NO 08854	30/Jun/2020	04/Nov/2019	N.A.	
IMP NO 0882	03/Dec/2019	28/Nov/2019	15,000.00	
Outstanding Balance			150,000.00	
20150022049	PHILIP NYUMBA			
IMP 12516	30/Jun/2020	11/Jun/2020	135,000.00	KIU KCPSB REQ
Outstanding Balance			135,000.00	
2013027682	KENNETH ONYANGO GAWO			
imp 08442	30/Jun/2020	17/Jun/2020	N.A.	
Outstanding Balance			42,000.00	
19850005079	BENJAMIN KIPKEROR KIBET			
IMP NO 08401	16/Nov/2019	30/Oct/2019	N.A.	
Outstanding Balance			625,000.00	
19970013104	FRANCIS MUGA ODHIAMBO			
IMP NO 08424	28/Feb/2020	07/Feb/2020	N.A.	
Outstanding Balance			30,000.00	
19980017203	MARY OGADA ORUKO			
IMP NO 08764	30/Jun/2020	04/Nov/2019	N.A.	
IMP 6127	30/Jun/2020	27/Jun/2020	30,000.00	
Outstanding Balance			400,000.00	
19990027739	EUNICE AKINYI OSIRO			
IMP NO 08410	14/Nov/2019	28/Oct/2019	N.A.	
Outstanding Balance			19,500.00	
20020004880	CATHERINE NAFULA NDALILA			
IMP NO 08425	28/Feb/2020	04/Mar/2020	N.A.	
Outstanding Balance			30,000.00	
20120006126	APOLLO ODUOR OGADA			
			30,000.00	N.A.

IMP NO 6290	08/Nov/2019	28/Oct/2019	28,000.00
Outstanding Balance			28,000.00
19940013249	LILIAN ODUOR ATIENO		KIU Requestor Tourism
IMP NO 09762	30/Jun/2020	28/Nov/2019	50,000.00
Outstanding Balance			50,000.00
2009006265	JANET MULONGO WANGORO		KIUDOLHPP REQ
IMP NO 7673	30/Jun/2020	13/Nov/2019	30,000.00
Outstanding Balance			30,000.00
2009007944	GEORGE OMONDI OPIYO		N.A.
IMP NO 08778	31/Jan/2020	04/Feb/2020	176,530.00
Outstanding Balance			176,530.00
2009008217	OTIENO KARUME ZADOCK		N.A.
LSO 08435	30/May/2020	13/May/2020	30,000.00
Outstanding Balance			30,000.00
19940013123	WALTER NDOLO OGENDO		N.A.
IMPREST NO08423	28/Feb/2020	14/Feb/2020	30,000.00
Outstanding Balance			30,000.00
1996011502	EMILY ADHIAMBO AMOLO		N.A.
IMPREST NO08422	28/Feb/2020	14/Feb/2020	30,000.00
Outstanding Balance			30,000.00
1984000155	GEORGE ODUOR ONGINJO		KIUDH REQ
IMP NO 09238	13/Dec/2019	04/Dec/2019	155,500.00
Outstanding Balance			155,500.00
20010004529	JOSEPH OMENO OJANGO		N.A.
IMP 7445	30/Apr/2020	13/May/2020	50,000.00
Outstanding Balance			50,000.00
2009064239	KEVIN KANYUIRA GIKONYO		N.A.
IMP NO 6061	01/Dec/2019	25/Nov/2019	576,400.00
Outstanding Balance			576,400.00
2006007953	JOSEPH ONYANGO OKELLO		N.A.
IMP NO 11327	28/Oct/2019	16/Oct/2019	650,000.00
Outstanding Balance			650,000.00
20170012656	BRIAN OCHIENG MUGA		N.A.
IMP NO 08860	30/Jun/2020	04/Nov/2019	30,000.00
Outstanding Balance			30,000.00
20070006398	ANNE ATIENO OGENDO		KIU PROCUREMENT
WARRANT FOR TRAINING	30/Mar/2020	26/Feb/2020	16,450.00
Outstanding Balance			16,450.00
20170104337	SUSAN AKINYI OMWA		N.A.
IMP NO 08818	31/Jan/2020	04/Feb/2020	28,000.00
Outstanding Balance			28,000.00
20160159213	CHARLES OTIENO LUSI		N.A.
IMP NO 09241	30/Dec/2019	06/Jan/2020	3,000.00
Outstanding Balance			3,000.00
1988060505	CHARLES MAURICE OOKO		N.A.
IMP 11014	30/Apr/2020	21/Apr/2020	283,500.00
Outstanding Balance			283,500.00
2009011600	EUNICE ACHIEN'G RADIRO		KIU SCMA
imp 13008	30/Apr/2020	15/Apr/2020	600,000.00
Outstanding Balance			600,000.00
2010035170	MERCYLINE AWOUR OMOLLO		N.A.
imp 13006	30/Apr/2020	15/Apr/2020	600,000.00
Outstanding Balance			600,000.00
2010036265	JULIET ADISA LIVETE		N.A.
13005	30/Apr/2020	15/Apr/2020	650,000.00
Outstanding Balance			650,000.00

1997033599	BENARD GRUTENBURG KAGUNZA			
IMP NO 6060	01/Dec/2019			N.A.
Outstanding Balance		25/Nov/2019		631,500.00
1988046690	HARRISON OMOLLO OKELLO			631,500.00
IMP 13007	30/Apr/2020		15/Apr/2020	N.A.
Outstanding Balance				600,000.00
1989095058	THADEUS AGURE OUKO			600,000.00
IMP 11818	30/Jun/2020		30/Jun/2020	N.A.
Outstanding Balance				400,000.00
20100004751	OKOTH BRIAN OCHIENG			400,000.00
IMP NO 11333	08/Nov/2019		28/Oct/2019	KIU SCMA
Outstanding Balance				406,000.00
20000013641	DANIEL OLANGA OKECH			406,000.00
imp no 8765	30/Nov/2019			KIU inspector CT
IMP NO 08770	01/Dec/2019		04/Nov/2019	659,500.00
Outstanding Balance			21/Nov/2019	499,500.00
1990143000	HEBISIBA ORINA MAGOMA			1,159,000.00
IMP NO 08855	30/Jun/2020			N.A.
Outstanding Balance			04/Nov/2019	30,000.00
2007038290	BENSON OUMA NYAGOL			30,000.00
IMP 13072	30/Apr/2020			N.A.
Outstanding Balance			18/Mar/2020	207,400.00
201200054140	MARGARET AKIRING OSILI			207,400.00
IMP NO.4461	10-Dec-2014		04-Dec-2014	N.A.
PREP/IMP-WARRANT NO.4294	31-Mar-2015		22-Jan-2015	22,000.00
PREP/IMP-WARRANT NO.4082	30-May-2015		06-Mar-2015	95,520.00
IMP.NO 3323	30-Jun-2015			388,400.00
Imp No 2577	03-Jan-2016		26-Jun-2015	89,000.00
Outstanding Balance			16-Dec-2015	12,000.00
19980016411	CEPHAS KASERA ODHIAMBO			606,920.00
IMP/WARRANT NO.4463	31-Dec-2014			N.A.
imp no.4468	26-Nov-2014		13-Nov-2014	71,000.00
PREP/IMP-WARRANT NO.3966	31-Mar-2015		15-Nov-2014	280,140.00
Imp no 3780	15-Nov-2015		13-Feb-2015	272,403.00
IMP.NO.005420	05-Dec-2016		29-Oct-2015	50,400.00
Outstanding Balance			02-Dec-2016	17,600.00
20140045870	JAMES KUNGU			733,543.00
IMP NO 006840	30-Nov-2018			N.A.
Outstanding Balance			26-Nov-2018	64,000.00
20010004403	SAMSON OCHIENG OJUONDO			64,000.00
IMP NO.4451	05-Nov-2014			N.A.
Outstanding Balance			30-Oct-2014	5,200.00
19850005453	DAVID OTIENO AMOI			5,200.00
Imprest no 2403	25-Dec-2015			N.A.
Outstanding Balance			10-Dec-2015	686,560.00
20140013038	ERICK ANGWENYI ORANGI			686,560.00
IMP NO 07515	29-Jun-2018			KIU chief finance
IMP NO 7199	24-Mar-2019		25-Jun-2018	75,200.00
IMP 09208	28-Jun-2019		27-Feb-2019	117,600.00
Outstanding Balance			26-Jun-2019	94,000.00
20150022469	MICHAEL ONYANGO			200,800.00
IMP. NO. 4449	10-Aug-2016			N.A.
Outstanding Balance			01-Aug-2016	200,485.00
1989018640	NICODEMUS O OCHUNG'			200,485.00
NATIONAL DAY FACILITATION	21-Oct-2015			N.A.
Outstanding Balance			15-Oct-2015	30,000.00
				30,000.00

19850005113	JOSEPH OGWEL SAMBA		N.A.
IMP/WARRANT NO.2076	30-Nov-2014	30-Oct-2014	22,500.00
IMP NO. 2004	25-Nov-2014	19-Nov-2014	24,500.00
IMP.NO. 3315	30-Jun-2015	27-Jun-2015	20,000.00
IMP.NO. 5018	31-Aug-2016	29-Aug-2016	35,000.00
IMP.NO.005024	30-Oct-2016	18-Oct-2016	28,000.00
IMP.NO.005036	30-Nov-2016	02-Nov-2016	20,000.00
imp. no. 004819	20-Nov-2016	14-Nov-2016	58,600.00
imp. no. 6091	31-May-2017	08-May-2017	83,400.00
IMP. NO. 005700	30-Sep-2017	15-Sep-2017	307,500.00
imp. no. 7060	31-Oct-2017	04-Oct-2017	99,000.00
IMP. NO. 7080	30-Nov-2017	14-Nov-2017	346,150.00
IMP. NO 6761	15-Jan-2018	05-Jan-2018	16,800.00
IMP 6782	29-Apr-2018	29-Mar-2018	81,000.00
IMP NO 07514	29-Jun-2018	24-Jun-2018	52,800.00
Outstanding Balance			1,195,750.00
19850005195	MAURICE OTUNGA OMBEWA		N.A.
impr no. 2562	18-Feb-2016	09-Feb-2016	568,400.00
Outstanding Balance			568,400.00
19880011245	JOHN NGERE OKWAMA		N.A.
Imp no2439	16-Apr-2016	06-Apr-2016	77,600.00
IMP NO 7434	30-Jun-2019	20-Jun-2019	540,000.00
Outstanding Balance			617,600.00
19880013605	NICODEMUS OJWANG KOGUYO		N.A.
IMP NO.2029	31-Oct-2014	17-Oct-2014	40,000.00
IMP NO.4483	20-Dec-2014	15-Dec-2014	30,000.00
IMP/WARRANT NO 2091	31-Mar-2015	19-Jan-2015	60,800.00
Imp no 3762	30-Jun-2016	19-Oct-2015	30,000.00
IMP.NO. 005279	30-Jan-2017	27-Jan-2017	60,800.00
IMP NO 005274	30-Jan-2017	27-Jan-2017	65,000.00
imp. no 6012	30-Nov-2017	22-Nov-2017	18,700.00
IMPR6006	15-Dec-2017	29-Nov-2017	30,000.00
IMPREST NO 007129	15-Sep-2018	31-Aug-2018	30,000.00
Outstanding Balance			365,300.00
19900014388	ALFRED NYADIDA AKOMO		N.A.
imp. no. 4675/4674	30-Sep-2016	22-Sep-2016	37,800.00
Outstanding Balance			37,800.00
19910012921	ABEID OKECH NGORE		N.A.
IMP 6029	21-Apr-2018	28-Mar-2018	491,350.00
IMP NO 007117	30-Jun-2018	30-Jun-2018	508,500.00
Outstanding Balance			900,850.00
19930008834	RAPHAEL MBUYA OTIENO		N.A.
imp/warrant no.2072	30-Nov-2014	22-Oct-2014	7,244.00
IMP NO.4485	20-Dec-2014	15-Dec-2014	30,000.00
IMP NO.4490	20-Dec-2014	16-Dec-2014	22,500.00
PREP/IMP/WARRANT NO.087	31-Mar-2015	21-Jan-2015	17,600.00
Imp no 3758	30-Jun-2015	19-Oct-2015	30,000.00
IMP.NO.004814	30-Nov-2016	14-Nov-2016	58,000.00
Outstanding Balance			175,344.00
19940012877	BENARD ODERA ODERA		N.A.
IMP NO 6010	29-Dec-2017	17-Jan-2018	30,000.00
Outstanding Balance			30,000.00
19950006523	SILAS OWITI OSIR		N.A.
IMP NO 006968	20-May-2018	10-May-2018	47,800.00
IMP NO 6968		29-Jun-2018	(37,800.00)
IMP NO 6169	15-Oct-2018	20-Sep-2018	16,800.00
IMP NO 6181	31-Oct-2018	18-Oct-2018	16,800.00

Outstanding Balance				
19950006649	PETER SIMON OMOLO KAYILA			43,600.00
IMP NO 7485	18-Dec-2018			N.A.
Outstanding Balance		03-Dec-2018		64,000.00
19980016537	JOHN ARUM OOKO			83,000.00
IMP. NO.3825	30-Sep-2016			N.A.
Outstanding Balance		30-Sep-2016		10,000.00
19980016662	JEREMIAH WILSON O OBANDA			10,000.00
IMP. NO. 6007	30-Nov-2017			N.A.
Outstanding Balance		17-Nov-2017		195,880.00
19990027720	DOROTHY ADHIAMBO ONONGNO			195,880.00
IMP NO 7458	30-Nov-2018			N.A.
Outstanding Balance		07-Nov-2018		33,200.00
20000013098	PERESIA AKOTH OMINO			33,200.00
Imp NO 006988	15-Jun-2018			KIUDFP AIE
IMP NO 07516	29-Jun-2018		05-Jun-2018	94,000.00
Outstanding Balance		24-Jun-2018		64,000.00
20000013758	VALENTINE OIRO OBONYO			158,000.00
IMP NO7172	31-Oct-2018			N.A.
Outstanding Balance		25-Oct-2018		300,000.00
20010004556	WYCLIFE ORWA AMBUSO			300,000.00
imp. no. 4390	15-Aug-2016			N.A.
IMP NO 4433	30-Jan-2018		02-Aug-2016	8,400.00
IMP NO 7421	28-Feb-2019		22-Jan-2018	30,000.00
Outstanding Balance		13-Feb-2019		29,000.00
20010005802	JOHN MATHEW SANDE			67,400.00
IMP NO 007200	29-Jun-2018			KIU Ag.chief officer
Outstanding Balance		26-Jun-2018		25,200.00
20010005820	LILIAN ODONGO AKINYI			25,200.00
IMP NO 7197	24-Mar-2019			N.A.
Outstanding Balance		28-Feb-2019		37,400.00
20070006281	EUNICE LEKI			37,400.00
IMP NO 007130	30-Oct-2018			N.A.
Outstanding Balance		05-Nov-2018		50,000.00
20070006656	SAMUEL OCHIENG JAOKO			50,000.00
IMP. NO.005492	30-Jan-2017			KIU procurement
Outstanding Balance		27-Jan-2017		287,500.00
20080003961	AUGUSTINE NYAOKE ARODI			287,500.00
IMP/WARRANT NO.3155	30-Jun-2015			N.A.
Outstanding Balance		19-May-2015		66,000.00
20100003987	GEORGE ROMBO ORUDE			66,000.00
IMPREST NO. 6992	15-Jan-2018			N.A.
IMP NO 007513	29-Jun-2018		14-Feb-2018	39,700.00
Outstanding Balance		24-Jun-2018		33,200.00
20100004457	EMMANUEL OTIENO OPETU			72,900.00
imp. no. 5799	31-Oct-2017			KIUCOK AIE
IMP NO 6045	10-Feb-2018		06-Oct-2017	148,550.00
IMP NO 6048	10-Feb-2018		31-Jan-2018	300,000.00
Outstanding Balance		31-Jan-2018		109,000.00
20120004819	CAROLINE RONO CHELANGAT			557,550.00
Outstanding Balance				KIU procurement
20130011059	JOSEPH OKECH AMOLO KOHOGO			32,050.00
IMP/WARRANT NO.3060	30-Oct-2014			N.A.
Outstanding Balance		11-Sep-2014		18,000.00
20130019117	GEORGE ONGAYA OKOTH			18,000.00
IMP/WARRANT NO. 2005	31-Dec-2014			N.A.
IMP NO 6 762	15-Jan-2018		20-Nov-2014	41,000.00
			17-Jan-2018	25,200.00

Outstanding Balance			65,200.00
201400068695	WYCLIFFE LAMEK OCHIENG		N.A.
IMP NO.3663	30-Jun-2015	17-Jun-2015	111,640.00
Outstanding Balance			111,640.00
20140068408	SAMUEL OMONDI ORON		N.A.
IMP-WARRANT NO.3194	30-Jun-2015	20-Jun-2015	144,295.00
IMP NO 007070	06-May-2018	27-Apr-2018	42,000.00
imp no 007253	31-May-2018	04-May-2018	200,000.00
imp7556	03-Oct-2018	27-Sep-2018	20,450.00
Outstanding Balance			406,745.00
20150009395	SOLOMON OGIRE ABONGO		N.A.
IMP.NO.005497	30-Jan-2017	27-Jan-2017	400,000.00
IMP.NO.005496	30-Jan-2017	27-Jan-2017	387,500.00
Outstanding Balance			787,500.00
ID 25963181	ANDREW ODHIAMBO OTIENDE		N.A.
IMP NO.2032	25-Dec-2014	17-Dec-2014	9,000.00
Outstanding Balance			9,000.00
ID 7423079	SAMSON JAGERO		N.A.
NATIONAL DAY FACILITATION	21-Oct-2015	15-Oct-2015	30,000.00
Outstanding Balance			30,000.00
ID 8974555	MAURICE MBOM ORICHO		N.A.
NATIONAL DAY FACILITATION	21-Oct-2015	15-Oct-2015	30,000.00
06793		30-Jun-2016	(30,000.00)
imp 6793	17-Nov-2018	08-Nov-2018	30,000.00
Outstanding Balance			30,000.00
ID10923083	VINCENT OCHIENG ORAYO		N.A.
NATIONAL DAY FACILITATION	21-Oct-2015	15-Oct-2015	30,000.00
Outstanding Balance			30,000.00
199569667	ATIENO OSODO ELVINA		N.A.
IMP/WARRANT NO. 4496	31-Mar-2014	19-Jan-2015	30,000.00
PREP/IMO-WARRANT NO.3952	31-Mar-2015	27-Jan-2015	400,000.00
PREP/IMP-WARRANT NO.3981	30-May-2015	03-Mar-2015	33,000.00
IMP 3997	14-Mar-2015	10-Mar-2015	61,000.00
IMP NO.3470	20-May-2015	15-May-2015	170,000.00
IMP. NO.3470	30-Jun-2015	23-Jun-2015	170,000.00
Outstanding Balance			864,000.00
20010006176	LILIAN AKOTH OTIENO		KIU Administration
PREP/IMP-WARRANT NO.3963	31-Mar-2015	13-Feb-2015	27,995.00
IMP.NO.3487	30-Jun-2015	22-May-2015	20,000.00
Outstanding Balance			47,995.00
ID 20519040	EZRA UTHANT ANGIELA		N.A.
imp no.2034	05-Dec-2014	22-Dec-2014	9,000.00
Outstanding Balance			9,000.00
19890016798	HESBON OTIENO ONONO		N.A.
IMP. NO. 6015	30-Nov-2017	17-Nov-2017	15,000.00
Outstanding Balance			15,000.00
20090004961	PETER ODERO ANDITI		N.A.
IMP NO 07507	30-Jun-2018	30-Jun-2018	52,800.00
Outstanding Balance			52,800.00
20120004588	JOHN OMONDI OBIERO		N.A.
Imp no 3923/Aug 2015	24-Aug-2015	18-Aug-2015	8,575.00
Imp no 3806	30-May-2016	16-May-2016	30,000.00
KICOSCA GAMES	27-Aug-2016	09-Aug-2016	56,700.00
IMP. NO. 7099	30-Nov-2017	17-Nov-2017	15,000.00
IMP NO 7857	31-May-2019	07-May-2019	645,000.00

Outstanding Balance			16,800.00
19950006309	JOSEPH LIKWIRO KISENGO		KIU Accountant T & I
imp 6784	12-May-2018	12-Apr-2018	286,300.00
IMP WAR NO 6784		23-Apr-2018	(282,800.00)
IMPREST NO 6062	28-Sep-2018	12-Sep-2018	700,000.00
Outstanding Balance			703,500.00
20100004466	SILVANUS MUNALA		KIU Accountant T & I
IMP NO.1878	20-Jan-2015	16-Jan-2015	29,000.00
PREP//IMP-WARRANT NO.3982	30-May-2015	02-Mar-2015	15,000.00
IMP.NO.3486	30-Jun-2015	28-May-2015	13,300.00
IMP/WARRANT NO.3310	30-Jun-2015	16-Jun-2015	366,975.00
Outstanding Balance			424,275.00
11664091	JOHN OBIERO OGONE		N.A.
IMP NO 007512	30-Jun-2018	30-Jun-2018	75,200.00
Outstanding Balance			75,200.00
19790007797	ROSE GENGA AKUMU		N.A.
IMP.NO.004837	20-Dec-2016	07-Dec-2016	43,600.00
IMPR 9715	15-Dec-2017	29-Nov-2017	15,000.00
Outstanding Balance			58,600.00
19840002066	MOSES NYAMBURA OSEWE		N.A.
IMP NO 5789	15-Jan-2018	18-Jan-2018	30,000.00
IMPREST NO 007127	15-Sep-2018	06-Sep-2018	30,000.00
Outstanding Balance			60,000.00
19960012668	DUNCAN OBELL OBIERO		N.A.
19970013104	FRANCIS MUGA ODHIAMBO		N.A.
IMPREST NO 001709	30-Apr-2018	30-Apr-2018	14,915.00
Outstanding Balance			14,915.00
19980016215	JOSHUA VICTOR OTIENO NYADIANGA		N.A.
IMPREST NO 007125	15-Sep-2018	06-Sep-2018	30,000.00
Outstanding Balance			30,000.00
19990027739	EUNICE AKINYI OSIRO		N.A.
IMP NO 007142	30-Jan-2019	11-Jan-2019	174,000.00
Outstanding Balance			174,000.00
20090004630	ERICK ONYANGO MUTULA		N.A.
IMP NO 007135	15-Oct-2018	25-Sep-2018	40,000.00
IMP NO 7402	30-Nov-2018	01-Nov-2018	22,000.00
IM NO 7407	30-Nov-2018	19-Nov-2018	120,000.00
IMP NO 7412	30-Jan-2019	14-Jan-2019	30,000.00
IMP NO 7420	28-Feb-2019	12-Feb-2019	14,000.00
Outstanding Balance			226,000.00
20160145728	EDWARD OKOTH OMOL		N.A.
imp. no. 6292	30-Jun-2017	30-Jun-2017	237,157.00
Outstanding Balance			237,157.00
20170141689	NERRY OTIENO ACHAR		N.A.
IMPREST NO 007846	28-Sep-2018	10-Sep-2018	94,000.00
IMP NO 6166	15-Oct-2018	20-Sep-2018	21,000.00
IMP NO 7538	30-Oct-2018	02-Oct-2018	38,600.00
IMP NO 6179	31-Oct-2018	18-Oct-2018	42,000.00
IMP NO6193	31-Oct-2018	29-Oct-2018	233,772.00
IMP NO 7468	30-Nov-2018	13-Nov-2018	55,400.00
IMP NO 7482	18-Dec-2018	03-Dec-2018	38,600.00
IMP NO 7486	18-Dec-2018	03-Dec-2018	33,600.00
IMP NO 09207	28-Jun-2019	26-Jun-2019	94,000.00
Outstanding Balance			650,972.00
20170104220	ODHIAMBO KEN KOYOOH		N.A.
IMP NO 007194	30-Jun-2018	25-Jun-2018	31,500.00
Outstanding Balance			31,500.00

20170144537	LUDFINE AKETCH KOSOME			
IMP NO 007196	30-Jun-2018	30-Jun-2018		N.A.
Outstanding Balance				25,200.00
20170144662	VINCENT PETER ODHIAMBO			25,200.00
IMP NO 007199	29-Jun-2018	26-Jun-2018		N.A.
Outstanding Balance				25,200.00
19960012471	MAURICE AKUMU ONYANGO			25,200.00
STANDING IMPREST	28-Dec-2014			KIUDWENR
IMP NO. 1873	05-Jan-2015	19-Dec-2014		100,000.00
IMP/WARRANT NO.3475	30-Jun-2015	22-Dec-2014		194,500.00
IMP NO. 3326	30-Jun-2015	08-May-2015		500,000.00
Outstanding Balance		26-Jun-2015		42,800.00
1984123149	MARY AMALIA NYAMICHABA			837,300.00
imp 6201	30-Sep-2018	06-Sep-2018		N.A.
Outstanding Balance				700,000.00
1989131993	EVANS MAGETO GICHANA			700,000.00
Outstanding Balance				N.A.
2006068365	MARGARET ACHIENG OUMA			39,000.00
IMP/WARRANT NO.2020	31-Oct-2014			N.A.
IMP/WARRANT NO.2021	31-Dec-2014	14-Oct-2014		39,000.00
IMP/WARRANT NO.2022	31-Dec-2014	15-Dec-2014		26,000.00
Imp no 3191	30-Apr-2016	15-Dec-2014		3,375.00
IMP. NO. 5022	31-Aug-2016	05-Apr-2016		87,500.00
IMP_NO.005017	30-Oct-2016	29-Aug-2016		35,000.00
IMP NO 4442	13-Apr-2018	18-Oct-2016		28,000.00
Outstanding Balance		14-Mar-2018		500,000.00
2010056419	DANIEL ODHIAMBO			718,875.00
IMP/WARRANT NO.2021	31-Oct-2014			SDHUD DCFO
Outstanding Balance		14-Oct-2014		39,000.00
2010056443	WILSON OPONDO ABIERO			39,000.00
IMP/WARRANT NO.2019.	31-Oct-2014			KIU Chief Officer
Outstanding Balance		14-Oct-2014		39,000.00
1982071590	GEORGE OUKO AGINGU			39,000.00
IMP NO 007982	30-Jun-2018	30-Jun-2018		N.A.
Outstanding Balance				2,100.00
1996032354	EMILLY AKOTH OTIENO			2,100.00
IMP NO 007989	30-Jun-2018	30-Jun-2018		N.A.
IMP NO 007955	30-Jun-2018	30-Jun-2018		297,000.00
Outstanding Balance		30-Jun-2018		14,700.00
20030001364	LUCY A MATENGO			311,700.00
IMP-WARRANT NO.3214	30-Jun-2015	26-Jun-2015		KIU Director
Outstanding Balance				174,440.00
20010005080	BELINDA NYAKINYA			174,440.00
IMP NO 007195	29-Jun-2018	22-Jun-2018		N.A.
IMP NO 007509	30-Jun-2018	30-Jun-2018		25,200.00
IMP NO 007952	30-Jun-2018	30-Jun-2018		52,800.00
IMP NO 7453	31-Oct-2018	30-Jun-2018		378,900.00
Outstanding Balance		24-Oct-2018		52,800.00
20140045914	BERYLL SEMMO			509,700.00
IMP-WARRANT NO.3192	30-Jun-2015			N.A.
IMP 7403	08-Dec-2018	11-Jun-2015		13,300.00
IMP NO 7403		08-Nov-2018		270,600.00
Outstanding Balance		11-Feb-2019		(256,200.00)
1984000155	GEORGE ODUOR ONGINJO			27,700.00
imp no 10474	31-Jan-2019			KIUDH REQ
Outstanding Balance		17-Jan-2019		532,000.00
1984106197	ONUDI OLANGO CHARLES			532,000.00
				N.A.

IMP NO 07506	30-Jun-2018	30-Jun-2018	75,200.00
Outstanding Balance			75,200.00
ID11809820	WASHINGTON ODUOR OKOTH		N.A.
IMP NO. 4471	26-Nov-2014	15-Nov-2014	301,244.00
IMP/WARRANT NO. 2043	31-Dec-2014	19-Nov-2014	15,000.00
IMP NO. 2009	20-Dec-2014	15-Dec-2014	15,000.00
IMP NO. 2044	05-Jan-2015	22-Dec-2014	58,000.00
PREP/IMP/WRNT NO. 2093	31-Mar-2014	30-Dec-2014	49,500.00
IMP NO. 1887	20-Jan-2015	16-Jan-2015	12,500.00
Outstanding Balance			451,244.00
20160145737	CARREN NANCY ATIENO OTIENO		N.A.
imp. no. 6291	30-Jun-2017	30-Jun-2017	237,157.00
Outstanding Balance			237,157.00
20010005768	EDWIN OUMA KISIA		KIU Head SCM CA
IMP/WARRANT NO. 1639	31-Aug-2014	19-Aug-2014	18,000.00
IMP/WARRANT NO. 2003	30-Jun-2015	30-Sep-2014	100,000.00
IMP/WARRANT NO. 2079	31-Dec-2014	13-Nov-2014	34,250.00
IMP NO. 3996	20-Mar-2015	10-Mar-2015	49,800.00
Outstanding Balance			202,050.00
20150101769	COLLINS OMONDI ONYANGO		KIU Ag. accountant
imp no 10478	31-Jan-2019	17-Jan-2019	500,000.00
IMP 10490	25-Feb-2019	05-Feb-2019	19,000.00
Outstanding Balance			519,000.00
1985024306	STEPHEN GEORGE OMONDI ONDUU		N.A.
IMPREST 5995	30-Apr-2018	23-Apr-2018	72,500.00
Outstanding Balance			72,500.00
20160159213	CHARLES OTIENO LUSI		N.A.
imp. no.	31-May-2017	24-May-2017	12,600.00
27-Feb-2019	20-Mar-2019	28-Feb-2019	31,000.00
Outstanding Balance			33,571.00
20120003590	CHRISTOPHER OGWENO ONDIJO		N.A.
IMP NO 7429	15-Jun-2019	17-May-2019	147,716.00
Outstanding Balance			147,716.00
20100004751	OKOTH BRIAN OCHIENG		KIU SCMA
IMP. NO. 4405	30-Nov-2017	22-Nov-2017	29,290.00
Outstanding Balance			29,290.00
2007074319	MARTINE OMONDI OMBWAYO		N.A.
Imp no 962	20-Sep-2015	11-Sep-2015	17,500.00
Outstanding Balance			17,500.00
2009122346	HEZRON N'GIELA MANDUKU		N.A.
Imp no 3028	30-Jan-2016	14-Jan-2016	38,500.00
Imp no 3845	20-May-2016	09-May-2016	21,800.00
Outstanding Balance			60,300.00
2009123114	ALOYCE OMBOYO OBAMA		Principal Accountant
IMP NO. 3052	30-Sep-2014	27-Aug-2014	14,750.00
IMP/WARRANT NO. 4476	31-Dec-2014	28-Nov-2014	50,000.00
PREP/IMP-WARRANT NO. 3965	31-Mar-2015	23-Feb-2015	210,000.00
PREP/IMP-WARRANT NO. 4854	30-May-2015	18-Mar-2015	10,500.00
PREP/IMP-WARRANT NO. 4884	30-Jun-2015	07-Apr-2015	81,125.00
Outstanding Balance			366,375.00
2009123635	JOEL PATRICK OPONDO		N.A.
IMP NO. 4453	06-Nov-2014	31-Oct-2014	54,000.00
IMP/WARRANT NO. 4494	31-Dec-2014	19-Dec-2014	97,700.00
IMP/WARRANT NO. 3979	30-May-2015	10-Mar-2015	100,000.00
IMP NO. 3496	20-May-2015	15-May-2015	21,700.00

IMP NO.3321	30-Jun-2015	26-Jun-2015	72,200.00
Outstanding Balance			345,600.00
20100004000	JACOB ODHIAMBO OWAKA		KIU procurement
imp no.2077	25-Nov-2014	22-Nov-2014	20,000.00
Imp no 2591	20-Jan-2016	23-Dec-2015	30,000.00
imp. no. 6076	28-Apr-2017	04-Apr-2017	52,250.00
IMP NO 7414	30-Jan-2019	25-Jan-2019	30,000.00
Outstanding Balance			132,250.00
1987121659	ROSEMARY ATIENO OTIENO		N.A.
IMP NO 07518	29-Jun-2018	24-Jun-2018	75,200.00
Outstanding Balance			75,200.00
19990027202	BENTER ATIENO OBURA		N.A.
imp 12075	25/Mar/2020	25/Mar/2020	26,000.00
Outstanding Balance			26,000.00
20080004264	ADRIAN O OUMA		N.A.
IMP.NO4372	30/Nov/2016	01/Nov/2016	33,600.00
Outstanding Balance			33,600.00
20140009169	BEATRICE ATIENO OMOLLO		N.A.
IMP.NO.4696	30/Oct/2016	19/Oct/2016	140,128.00
Outstanding Balance			140,128.00
2014240035	ROBERT GIKUNDA MWENDA		N.A.
IMP.NO.004915	30/Dec/2016	07/Dec/2016	18,900.00
Outstanding Balance			18,900.00
19900013498	LILLIAN ACHIENG OBANDA		N.A.
IMP/WARRANT NO.2052	30/Jun/2015	04/Sep/2014	5,000.00
IMP NO.2061	15/Jun/2015	25/Sep/2014	7,000.00
IMP/WARRANT NO. 2062	30/Nov/2014	09/Oct/2014	10,000.00
Imp no 3721	06/Sep/2015	01/Sep/2015	25,000.00
Imp no 766	05/Oct/2015	24/Sep/2015	23,900.00
Imp 2109	30/Nov/2015	24/Nov/2015	37,500.00
Outstanding Balance			101,400.00
19940013605	DEBORAH ANYANGO OMWA		N.A.
IMP 13569	31/Dec/2020	14/Sep/2020	30,000.00
Outstanding Balance			30,000.00
19950006649	PETER SIMON OMOLO KAYILA		N.A.
IMP.NO.004922	18/Feb/2017	18/Jan/2017	53,600.00
Outstanding Balance			53,600.00
1996020739	JUDITH OMOGO AKINYI		KIU Sec.-county
Imp no 2112	15/Dec/2015	23/Nov/2015	37,500.00
IMP.NO.4486	30/Nov/2016	16/Nov/2016	49,100.00
imp 007009	20/Apr/2018	11/Apr/2018	19,500.00
imp 100074 omogo	30/Jun/2019	27/Jun/2019	150,000.00
imp 8304	30/Oct/2019	24/Oct/2019	100,000.00
Outstanding Balance			356,100.00
19970012698	DANIEL OTIENO OKUTAH		N.A.
IMP 11964	26/Jun/2020	17/Feb/2020	119,000.00
Outstanding Balance			119,000.00
19980016466	CHRISTINE JANE ANYANGO		N.A.
26/Nov/2014	31/Dec/2014	26/Nov/2014	15,000.00
IMP NO.2980	20/Dec/2014	15/Dec/2014	15,000.00
Outstanding Balance			30,000.00
19990027275	JUDITH NORA AWUJOR		N.A.
imp.no.4664	30/Sep/2016	30/Sep/2016	30,000.00
IMP.6837	30/Dec/2017	27/Nov/2017	15,000.00
Outstanding Balance			45,000.00
19990027499	LILIAN ANYANGO OUMA		N.A.
imp no 6752	08/Oct/2018	02/Oct/2018	23,800.00

IMP 6752		07/Nov/2018	(23,700.00)
imp no 10073	18/Jun/2019	13/Jun/2019	100,000.00
Outstanding Balance			100,100.00
19990030281	ESTHER AWUOR		N.A.
IMP. NO. 3959	23/Mar/2016	18/Mar/2016	31,500.00
Outstanding Balance			31,500.00
20010004225	SOLOMON OLANG OKINYI		N.A.
IMP 11969	04/Mar/2020	02/Mar/2020	88,400.00
Outstanding Balance			88,400.00
20010004350	GEORGE TINDI OWUOTH		N.A.
PREP/IMP-WARRANT NO. 4838	30/Jun/2015	23/Apr/2015	7,000.00
IMP.NO.4493	30/Nov/2016	30/Nov/2016	17,500.00
imp.no.4492	30/Jan/2017	05/Jan/2017	42,000.00
Outstanding Balance			66,500.00
20010004609	JAMES OMONDI NDIRE		KIU procurement
IMP NO.2059	30/Oct/2014	18/Sep/2014	20,000.00
Outstanding Balance			20,000.00
20010005820	LILIAN ODONGO AKINYI		N.A.
IMP-WARRANT NO.2410	30/Jun/2015	19/Jun/2015	13,000.00
imp.no.4674	30/Sep/2016	30/Sep/2016	21,800.00
IMP. NO.004803	10/Nov/2016	01/Nov/2016	255,000.00
Outstanding Balance			289,800.00
20070006389	JAMES AMOS NYAWANDA		N.A.
IMP. NO.2159	30/Jun/2015	27/Jun/2015	29,400.00
Outstanding Balance			29,400.00
20080004164	ADRIAN OUMA		N.A.
Imp no 1497	15/Dec/2015	04/Dec/2015	16,800.00
Imp no 4039	30/Apr/2016	21/Apr/2016	44,800.00
Outstanding Balance			61,600.00
20100003996	MILLICENT ATIENO OМУYA		N.A.
IMP/WARRANT NO.2058	30/Dec/2014	26/Sep/2014	10,000.00
Imp no 1987	25/Sep/2015	17/Sep/2015	15,000.00
Imp no 765	05/Oct/2015	24/Sep/2015	17,600.00
IMP. NO. 3236	02/Apr/2016	24/Mar/2016	36,500.00
IMPR NO 007281	30/May/2018	11/Jun/2018	18,600.00
i11415	11/Jan/2019	31/Jan/2019	110,500.00
Outstanding Balance			208,200.00
20100072821	PEREZ AGINGA OGONJO		KIU secretary to the
IMP NO.1928	30/Sep/2014	27/Aug/2014	16,000.00
Imp no 1967	20/Sep/2015	09/Sep/2015	115,000.00
Imp no 618	28/Nov/2015	12/Nov/2015	426,200.00
Imp no 2110	30/Nov/2015	25/Nov/2015	62,000.00
Imp no 2174	02/Jan/2015	15/Dec/2015	293,450.00
Imp no 2497	30/Jan/2016	18/Jan/2016	370,494.00
IMP. NO. 3987	08/Apr/2016	29/Mar/2016	394,000.00
IMP. NO. 3991	08/Apr/2016	31/Mar/2016	42,100.00
Imp no 3961	25/Apr/2016	15/Apr/2016	271,750.00
Inv no 4023	30/Apr/2016	20/Apr/2016	42,000.00
Imp no 3821	30/Apr/2016	21/Apr/2016	246,000.00
impr. no. 2199	15/Aug/2016	01/Aug/2016	200,485.00
Impr. no. 2200	15/Aug/2016	01/Aug/2016	87,870.00
imp. no2198	15/Aug/2016	01/Aug/2016	87,870.00
IMP. NO.752	15/Aug/2016	01/Aug/2016	87,870.00
office float	30/Aug/2016	11/Aug/2016	50,000.00
breakfast meeting	31/Aug/2016	29/Aug/2016	205,200.00
surrender		21/Apr/2018	(200,000.00)
imp. no.4654	30/Sep/2016	16/Sep/2016	153,600.00

13091

IMP.NO.005487	18/Feb/2017	18/Jan/2017	451,800.00
IMP.NO.005486	18/Feb/2017	18/Jan/2017	136,000.00
IMP NO 005485	15/Feb/2017	07/Feb/2017	283,800.00
Outstanding Balance			3,669,489.00
20120003563	SOSPETER MIMBA ONUNGA		KIU Administrator
prep/imp/warrant no.4414	31/Mar/2015	20/Jan/2015	270,000.00
PREP/IMP-WARRANT NO.4054	31/Mar/2015	13/Feb/2015	170,000.00
PREP/IMP-WARRANT NO.3296	30/Jun/2015	30/Apr/2015	178,800.00
Outstanding Balance			618,800.00
20120003634	COLLINS SAMO		N.A.
IMP. NO. 3979	08/Apr/2016	30/Mar/2016	18,600.00
Imp no 3983	10/May/2016	04/May/2016	18,600.00
Imp no 3865	20/May/2016	09/May/2016	18,650.00
Outstanding Balance			55,850.00
20120004499	AGNES OTIENO ACHIENG		N.A.
IMP. NO. 3110	23/Mar/2016	16/Mar/2016	34,400.00
imp. no. 4999	30/Sep/2016	22/Sep/2016	30,000.00
Outstanding Balance			64,400.00
20120004560	JOSHUA MIGUDI JUMA		N.A.
PREP/IMP-WARRANT NO.4815	30/May/2015	02/Apr/2015	94,500.00
Imp no 3970	30/Apr/2016	18/Apr/2016	12,600.00
Outstanding Balance			107,100.00
20120005683	GRACE ADHIAMBO AJWANG		N.A.
IMP/WARRANT NO.3004	30/Oct/2014	04/Sep/2014	53,000.00
PREP/IMP-WARRANT NO.2064	30/May/2015	03/Mar/2015	10,500.00
sure		30/Jun/2016	(10,500.00)
Imp no 2166	20/Jan/2016	05/Jan/2016	28,400.00
Outstanding Balance			81,400.00
20130011513	JACTONE NYANUNGO RANGUMA		N.A.
imp. no. 4786	30/Aug/2016	26/Aug/2016	76,154.00
imp. no. 4952	31/Aug/2016	29/Aug/2016	72,800.00
imp no.4994	30/Sep/2016	13/Sep/2016	36,400.00
imp.no.4395	30/Oct/2016	11/Oct/2016	426,911.00
IMP NO 5839	30/Mar/2017	08/Mar/2017	54,600.00
Outstanding Balance			666,865.00
20130020129	JACKSON OTIENO OMONDI		N.A.
SURRENDER IMP		30/Jun/2020	65,200.00
Outstanding Balance			65,200.00
20130020183	DAN KIDHA KIDHA		N.A.
IMP NO.4832	05/May/2015	30/Apr/2015	31,500.00
Imp no 1469	25/Oct/2015	16/Oct/2015	34,000.00
Imp no 3888	05/Jun/2016	19/May/2016	48,000.00
IMPR. no. 4488 for visa processing	15/Aug/2016	03/Aug/2016	29,770.00
Outstanding Balance			143,270.00
20130032772	ERICK AWUONDO ODIDA		N.A.
Inv no 4024	30/Apr/2016	20/Apr/2016	50,400.00
Imp no 3991	15/May/2016	04/May/2016	62,000.00
imp. no. 4997	20/Sep/2016	14/Sep/2016	33,000.00
Outstanding Balance			145,400.00
20140068408	SAMUEL OMONDI ORON		N.A.
imp 11999	04/Mar/2020	26/Feb/2020	250,000.00
Outstanding Balance			250,000.00
20150065928	JACINTA ALUOCH		N.A.
IMP 2122	31/Dec/2015	07/Dec/2015	100,000.00
Imp no 800	10/Mar/2016	18/Feb/2016	48,000.00

Imp no 3996	16/May/2016	05/May/2016	33,000.00
Imp no 3855	16/May/2016	05/May/2016	16,500.00
IMP 4983	30/Sep/2016	08/Sep/2016	300,000.00
imp.no.4396	30/Oct/2016	11/Oct/2016	271,626.00
Outstanding Balance			769,126.00
ID 8974555	MAURICE MBOM ORICHO		N.A.
imp 12000	04/Mar/2020	26/Feb/2020	250,000.00
Outstanding Balance			250,000.00
ID10923083	VINCENT OCHIENG ORAYO		N.A.
imp 8370 jamhuri	23/Dec/2019	13/Dec/2019	30,000.00
Outstanding Balance			30,000.00
19970012929	DIDACUS OCHIENG OLOYA		N.A.
IMP.NO.4453	30/Oct/2016	18/Oct/2016	26,000.00
imp no 007094	06/May/2018	27/Apr/2018	24,500.00
impr no 07673	29/Jul/2018	30/Jun/2018	8,400.00
Outstanding Balance			58,900.00
19980016831	JOHN MUNOKO WAMALWA		N.A.
IMP 13567	31/Dec/2020	14/Sep/2020	300,130.00
Outstanding Balance			300,130.00
20100004126	FANUEL ODHIAMBO ONYANGO		N.A.
IMP/WARRANT NO.2162	30/Jun/2015	26/Jun/2015	77,000.00
Outstanding Balance			77,000.00
20140068095	WYCLIFFE LAMECK OCHIENG		N.A.
IMPR 2337	30/Nov/2015	11/Nov/2015	233,200.00
IMP.NO.004913	30/Dec/2016	02/Dec/2016	33,600.00
Outstanding Balance			266,800.00
20140068506	RAPHAEL JUMA OKISE		N.A.
IMP 6827	20/Dec/2017	08/Dec/2017	44,100.00
IMP NO 6827		30/Jun/2018	(15,000.00)
Outstanding Balance			29,100.00
20140068604	DOMINIC OLUOCH ONYANGO		N.A.
IMP 13571	31/Dec/2020	09/Sep/2020	300,130.00
Outstanding Balance			300,130.00
ID 13602094	RICHARD AWITI OGIRA		N.A.
imp 11168	20/Mar/2019	22/Feb/2019	50,400.00
Outstanding Balance			50,400.00
ID 20960726	MAGDALINE AOKO WASAMA		N.A.
imp 12095	14/May/2020	07/May/2020	488,000.00
Outstanding Balance			488,000.00
ID 26130667	HIBRAHIM OTIENO MBOYA		N.A.
IMP 6810	30/Nov/2017	27/Nov/2017	15,000.00
Outstanding Balance			15,000.00
10165788	AMOS WILLIAM OMOLO		N.A.
KSG PERDIEM	30/Nov/2015	04/Nov/2015	117,600.00
Imp no 2113	15/Dec/2015	23/Nov/2015	25,000.00
Imp no 3241	05/Mar/2016	19/Feb/2016	106,800.00
IMPR NO. 3995	04/Apr/2016	01/Apr/2016	39,600.00
SURR		21/Jun/2016	(39,600.00)
Imp no 3149	25/Apr/2016	08/Apr/2016	106,800.00
Imp no 3887	05/Jun/2016	19/May/2016	39,600.00
icpsk, international conferences	30/Aug/2016	17/Aug/2016	89,000.00
imp. no. 4790	20/Sep/2016	14/Sep/2016	72,200.00
imp. no. 4570	30/Sep/2016	15/Sep/2016	247,140.00
IMP.NO.4475	30/Nov/2016	02/Nov/2016	55,400.00
IMP.NO.005058	30/Nov/2016	29/Nov/2016	62,400.00
IMP.NO.005057	30/Nov/2016	29/Nov/2016	171,770.00
IMP.NO.05071	30/Nov/2016	30/Nov/2016	38,600.00

IMP. NO.005453	18/Feb/2017	18/Jan/2017	84,000.00
Outstanding Balance			1,216,310.00
20120003778	MARTIN NYAGOL OLWA		N.A.
Inv no 4028	30/Apr/2016	20/Apr/2016	17,600.00
Outstanding Balance			17,600.00
20120005763	DANIEL OKOTH OGADA		N.A.
IMP/WARRANT NO.1949	30/Oct/2014	22/Sep/2014	42,400.00
IMP/WARRANT NO.2457	31/Oct/2014	15/Oct/2014	24,000.00
IMP/WARRANT NO.2475	31/Dec/2014	12/Nov/2014	245,000.00
PREP/IMP-WARRANT NO.4424	31/Mar/2015	22/Jan/2015	150,000.00
Imp no 4014	30/Apr/2016	21/Apr/2016	50,000.00
Imp no 4112	05/Jun/2016	20/May/2016	150,000.00
imp. no.4354	30/Sep/2016	16/Sep/2016	195,000.00
IMP. NO.4688	30/Oct/2016	04/Oct/2016	16,500.00
IMP. NO. 005093	30/Dec/2016	02/Dec/2016	25,200.00
Outstanding Balance			898,100.00
20130013464	RUTH ADHIAMBO BUSIA ODINGA		N.A.
imp11957	24/Jan/2020	09/Jan/2020	558,973.00
Outstanding Balance			558,973.00
20130032790	ERIC OTIENO ORICHO		N.A.
TRASPORT	10/Dec/2014	04/Dec/2014	5,000.00
PRE/IMP WARNT NO. 4403	31/Mar/2015	16/Jan/2015	25,000.00
Imp no 1485	15/Nov/2015	29/Oct/2015	24,750.00
Outstanding Balance			54,750.00
20130032807	TOM MBOYA WABORE		N.A.
IMP NO.2495	12/Dec/2014	08/Dec/2014	86,100.00
IMP. NO. 3 958	23/Mar/2016	18/Mar/2016	31,500.00
Imp no 4043	30/Apr/2016	21/Apr/2016	25,200.00
IMP. NO.4376	30/Oct/2016	26/Oct/2016	19,600.00
Outstanding Balance			162,400.00
ID 8974947	SAMWEL OMONDI ORON		N.A.
imp 8376 jamhuri	23/Dec/2019	13/Dec/2019	30,000.00
imp 7629	29/Dec/2019	13/Dec/2019	42,840.00
Outstanding Balance			72,840.00
20130032754	DANCUN OTIENO OMORO		N.A.
IMP NO.2452	27/Oct/2014	10/Oct/2014	15,375.00
Outstanding Balance			15,375.00
20130046098	BELINDA ACHIENG OLOO		N.A.
IMP NO.1397	03/Oct/2014	09/Oct/2014	7,500.00
PREP/IMP-WARRANT NO.2099	31/Mar/2015	28/Jan/2015	50,000.00
surren		30/Jun/2015	(50,000.00)
Outstanding Balance			7,500.00
20140068588	STEPHEN ODAWO ONYANGO OUTA		N.A.
IMP. NO. 3983	02/Apr/2016	30/Mar/2016	39,600.00
IMP. 6840	30/Nov/2017	27/Nov/2017	15,000.00
Outstanding Balance			54,600.00
1990085951	ALPHAEUS ONANGE OMONDI		N.A.
imp no 6711	21/Aug/2018	18/Sep/2018	8,400.00
IMPR NO 6711	21/Aug/2018	18/Sep/2018	12,600.00
Outstanding Balance			21,000.00
1997069613	MAURICE NGALA KISERA		N.A.
IMP/WARRANT N.1942	30/Oct/2014	15/Sep/2014	72,542.40
Imp no 3967	30/Apr/2016	18/Apr/2016	29,400.00
imp. no 4995	30/Sep/2016	13/Sep/2016	12,600.00

IMP NO 5836	30/Mar/2017	08/Mar/2017	18,900.00
Outstanding Balance			133,442.40
1997086615	DANIEL OMOLO MIRUKA		N.A.
Imp no 789	20/Oct/2015	08/Oct/2015	25,200.00
Imp no 1476	20/Oct/2015	13/Oct/2015	31,500.00
impr no. 2156	31/Dec/2015	07/Dec/2015	9,800.00
Outstanding Balance			66,500.00
1999015806	MICHAEL COLLYNS OKETCH OWUOR		N.A.
IMP/WARRANT NO.1943	30/Oct/2014	12/Sep/2014	72,542.40
Imp no 3965	30/Apr/2016	18/Apr/2016	34,400.00
Imp no 4127	05/Jun/2016	20/May/2016	17,500.00
Outstanding Balance			124,442.40
2001006512	PHILLIP ANYUL ANYUL		N.A.
imp 5967	30/Jan/2018	22/Jan/2018	15,000.00
Outstanding Balance			15,000.00
2001010082	WELLINGTON OWISO ODHIAMBO		N.A.
imp. no. 630 to senate meeting	15/Aug/2016	02/Aug/2016	12,600.00
imp. no. 4953	31/Aug/2016	29/Aug/2016	25,200.00
Outstanding Balance			37,800.00
2005009300	VICTOR ODHIAMBO OMONDI		N.A.
IMP 11197	20/Mar/2019	22/Feb/2019	29,400.00
imp no 9725	28/Jun/2019	28/Jun/2019	300,000.00
Outstanding Balance			329,400.00
2005009512	JOASY NYARANGO OMBACH		N.A.
Imp no 2106	30/Nov/2015	17/Nov/2015	31,500.00
Imp no 3969	30/Apr/2016	18/Apr/2016	29,400.00
imp. no. 5806	28/Feb/2017	22/Feb/2017	50,400.00
IMP NO 5838	30/Mar/2017	08/Mar/2017	37,800.00
Outstanding Balance			149,100.00
2008126444	LILIAN ACHIENG OTIENO		N.A.
PREP-IMP/W NO 3634	30/Aug/2015	13/Aug/2015	44,100.00
PREP-IMP/W NO. 3419	30/Aug/2015	14/Aug/2015	24,500.00
Imp no 1490	15/Nov/2015	22/Oct/2015	6,300.00
Imp no 2346	25/Nov/2015	16/Nov/2015	25,200.00
Imp no 2161	20/Jan/2016	21/Dec/2015	18,900.00
Imp no 3232	20/Feb/2016	08/Feb/2016	25,200.00
Imp no 4017	30/Apr/2016	18/Apr/2016	21,000.00
Imp 3878	20/May/2016	13/May/2016	19,600.00
Imp 3894	05/Jun/2016	20/May/2016	18,900.00
Outstanding Balance			203,700.00
2008132233	MESHACH S. ONGALO OWINO		N.A.
i 11441	18/Feb/2019	11/Feb/2019	18,900.00
Outstanding Balance			18,900.00
2008135346	ROGERS ONSARE M. OMWANCHA		N.A.
Imp no 3851	16/May/2016	05/May/2016	12,600.00
Imp 3879	20/May/2016	13/May/2016	19,600.00
Imp no 3767	29/Jun/2016	20/Jun/2016	50,400.00
NO 4974	30/Sep/2016	08/Sep/2016	12,600.00
imp. no. 4992	30/Sep/2016	08/Sep/2016	25,200.00
IMP.NO.4366	30/Oct/2016	14/Oct/2016	25,200.00
IMP.NO.4377	30/Oct/2016	26/Oct/2016	19,600.00
Outstanding Balance			165,200.00
2011350639	PROSPER BAHATIDOLA OBIERO		N.A.
IMPR NO. 3970	28/Mar/2016	18/Mar/2016	18,900.00
Imp no 3997	10/May/2016	04/May/2016	12,600.00
IMP.NO.005099	30/Dec/2016	02/Dec/2016	21,000.00
IMP.NO.005098	30/Dec/2016	07/Dec/2016	52,500.00

IMP.NO.005100	30/Dec/2016	07/Dec/2016	21,000.00
Outstanding Balance			126,000.00
20120003858	JOSEPH JUMA ONYANGO		N.A.
IMO/WARRANT NO.2067	31/Dec/2014	10/Dec/2014	8,000.00
Imp no 2065	20/May/2016	06/May/2016	10,000.00
IMP.NO.4483	30/Nov/2016	04/Nov/2016	170,880.00
imp. no. 6570	31/Oct/2017	17/Oct/2017	13,400.00
Outstanding Balance			202,280.00
20120004417	ROBERT OUKO OGONYO		N.A.
IMPR NO. 3985	08/May/2016	10/May/2016	18,600.00
Outstanding Balance			18,600.00
5102	WILSON NASHON OGWANG' OGUYA		N.A.
IMP. NO. 3717	27/Aug/2016	10/Aug/2016	77,200.00
Outstanding Balance			77,200.00
19960012337	WILSON ANYANGO OCHIENG		N.A.
imp.no.4675	30/Sep/2016	30/Sep/2016	49,800.00
Outstanding Balance			49,800.00
ID13601366	GEDFREY OCHIENG DIENYA		N.A.
IMP NO.2402	10/Oct/2014	06/Oct/2014	15,000.00
IMP/WARRANT NO.2486	31/Dec/2014	15/Nov/2014	32,000.00
Imp no 2438	24/Dec/2015	11/Dec/2015	61,000.00
IMP. NO. 3214	10/Feb/2016	29/Jan/2016	35,500.00
Imp no 3248	15/Mar/2016	25/Feb/2016	138,500.00
IMP. NO. 3141	08/Apr/2016	30/Mar/2016	61,000.00
Imp no 3028	05/Jun/2016	18/May/2016	37,500.00
IMP NO 004908	15/Feb/2017	07/Feb/2017	65,000.00
Outstanding Balance			445,565.00
2008099964	HARRISON NYAGWE MAGAWA		N.A.
imp6757	12/Oct/2018	08/Oct/2018	5,500.00
Outstanding Balance			5,500.00
2012033146	PAUL KIPROP BIWOT		N.A.
IMP.NO.4494	30/Nov/2016	30/Nov/2016	17,500.00
IMP. NO. 5844	30/Mar/2017	20/Mar/2017	25,200.00
IMP. NO. 5814	30/Mar/2017	24/Mar/2017	18,000.00
Outstanding Balance			60,700.00
20160159188	GEORGE OTIENO OWAGA		N.A.
imp 6224	20/Feb/2018	14/Feb/2018	16,800.00
Outstanding Balance			16,800.00
0722235620	PATRICK OGADA MADANJI		N.A.
imp 5998	28/Feb/2018	20/Feb/2018	28,000.00
impr no 007236	31/May/2018	31/May/2018	28,000.00
I 7275	05/Dec/2018	22/Nov/2018	100,000.00
IMP 8329 MADANJI	15/Nov/2019	23/Oct/2019	216,496.00
IMP8327	15/Oct/2019	23/Oct/2019	300,000.00
IMP 8325	07/Nov/2019	23/Oct/2019	206,500.00
Outstanding Balance			878,996.00
13789298	KENNEDY OTIENO AJWANG		N.A.
08350 imp	15/Nov/2019	21/Nov/2019	279,000.00
Outstanding Balance			279,000.00
20010006470	ERICK KIBET LAIGONG		KIUDTI REQ
IMP 13570	30/Jun/2021	04/Sep/2020	200,000.00
Outstanding Balance			200,000.00
20160146789	PETER OCHIENG OMBEDU		N.A.
kicosca	30/Jan/2018	05/Feb/2018	15,000.00
Outstanding Balance			15,000.00
20160159142	AGREY OKINYI OJIJO		N.A.
IMP NO 007066	09/May/2018	30/Apr/2018	19,600.00
IMP NO 007268	30/May/2018	31/May/2018	10,500.00

Outstanding Balance			30,100.00
20160159295	HERBERT OMONDI ONDITI		N.A.
imp 6831	15/Dec/2018	21/Nov/2018	7,000.00
Outstanding Balance			7,000.00
20160159302	JOHN OKOTH OTIENO		N.A.
IMP NO 007085	09/May/2018	30/Apr/2018	17,500.00
Outstanding Balance			17,500.00
20170104159	ROBERT OUKO DETE		N.A.
IMP NO 12538	30/Jun/2019	19/Jun/2020	102,000.00
Outstanding Balance			102,000.00
20170104177	EVANCE ODWUOR ALALAH		N.A.
imp 6167	15/Mar/2018	28/Feb/2018	22,400.00
imp no 6218	10/Apr/2018	21/Mar/2018	242,500.00
imp 007018	20/Apr/2018	05/Apr/2018	71,200.00
imp 007027	20/Apr/2018	12/Apr/2018	342,500.00
imp no 007261	25/May/2018	15/May/2018	776,050.60
IMP NO 7261		06/Jun/2018	(536,935.00)
IMP NO 6282	20/Jun/2018	11/Jun/2018	47,000.00
Outstanding Balance			964,715.60
201701055709	MATHEW OCHIENG OWILI		N.A.
imp 6156	30/Jan/2018	22/Jan/2018	30,000.00
imp 6192	20/Feb/2018	07/Feb/2018	72,800.00
imp 6216	30/Mar/2018	13/Mar/2018	72,800.00
IMP NO 6266	20/Jun/2018	11/Jun/2018	18,200.00
imp no 6739	27/Aug/2018	21/Sep/2018	29,200.00
i114444	18/Feb/2019	11/Feb/2019	36,400.00
imp 10063	25/Jun/2019	11/Jun/2019	442,666.00
imp 11951 owili	14/Feb/2020	08/Jan/2020	1,690,992.00
Outstanding Balance			2,393,058.00
20170108200	JOHN OKISE OCHOLA		N.A.
imp 6800	03/Nov/2018	23/Oct/2018	25,200.00
i11160	18/Mar/2019	22/Feb/2019	50,400.00
Outstanding Balance			75,600.00
20170113381	PATRICK ONYANGO OMOLLO		N.A.
imp no 6226	15/Apr/2018	28/Mar/2018	80,000.00
Outstanding Balance			80,000.00
20200047410	LEONARD OGWENO KWAMA		N.A.
IMP 13568	31/Dec/2020	14/Sep/2020	300,130.00
Outstanding Balance			300,130.00
27172432	EDDY REUBEN ILLAH		N.A.
imp 11979	06/Feb/2020	03/Feb/2020	40,000.00
IMP 12610	30/Jun/2020	11/Sep/2020	150,000.00
Outstanding Balance			190,000.00
6795980	JOSEPH OUNO OMONDI		N.A.
i6785	25/Oct/2018	18/Oct/2018	55,200.00
i11156	20/Mar/2019	22/Feb/2019	63,000.00
Outstanding Balance			118,200.00
86046767	VICTOR NYAGAYA		N.A.
IMP NO 007034	05/May/2018	25/Apr/2018	14,000.00
Outstanding Balance			14,000.00
19990030325	REDEMPTOR OSANO		N.A.
imp 08331	29/Nov/2019	13/Nov/2019	30,000.00
Outstanding Balance			30,000.00
20120003821	DENNIS OCHIENG OKATCH		N.A.
IMP 11992	28/Feb/2020	26/Feb/2020	644,000.00
Outstanding Balance			644,000.00
20160146823	FRANCIS OWINO OLUWENYI		N.A.

IMP NO 007258	30/May/2018	31/May/2018	14,000.00
IMP NO 6280	20/Jun/2018	11/Jun/2018	17,500.00
Outstanding Balance			31,500.00
20160146887	ERICK OKELLO AJIGO		N.A.
IMP NO 007202	06/May/2018	27/Apr/2018	14,000.00
imp 8395	24/Jan/2020	06/Feb/2020	19,600.00
Outstanding Balance			33,600.00
20160159311	GEORGE BWANA NJARA		N.A.
imp no 007042	06/May/2018	27/Apr/2018	14,000.00
IMP NO 6281	20/Jun/2018	11/Jun/2018	17,500.00
IMP 11191	20/Mar/2019	22/Feb/2019	21,000.00
Outstanding Balance			52,500.00
20160159320	CLAIN WASONGA OGINDO		N.A.
imp 5981	20/Feb/2018	08/Feb/2018	16,800.00
imp 6161	20/Feb/2018	08/Feb/2018	13,200.00
imp 5999	28/Feb/2018	26/Feb/2018	10,400.00
imp 6164	15/Mar/2018	28/Feb/2018	16,800.00
IMP NO 007088	05/May/2018	25/Apr/2018	14,000.00
Outstanding Balance			71,200.00
28696611	DAVID AMAYO WADULO		N.A.
imp 11985	28/Feb/2019	28/Feb/2020	43,075.00
Outstanding Balance			43,075.00
19980016591	METABEL ATIENO OPIYO		N.A.
imp 6597	30/Jan/2018	26/Jan/2018	50,400.00
imp 6878	30/Jan/2018	13/Feb/2018	30,000.00
imp 6215	20/06/2021	30/Jan/2018	30,000.00
imp 6223	20/Feb/2018	06/Feb/2018	25,200.00
imp 6222	20/Feb/2018	06/Feb/2018	67,200.00
Outstanding Balance			202,800.00
20170141714	LUCY ACHIENG OJANY		N.A.
impr no 007263	14/May/2018	03/May/2018	234,000.00
Outstanding Balance			234,000.00
20160146814	FRANCIS OTIENO OBAT		N.A.
imp 007672	02/Jul/2018	30/Jun/2018	20,500.00
Outstanding Balance			20,500.00
20170139349	BONFACE KITOTO ABAJA		N.A.
IMP 12093	30/Jun/2020	07/May/2020	400,000.00
Outstanding Balance			400,000.00
20150009386	KENNEDY OCHIENG		N.A.
IMP 6801	30/Dec/2017	21/Dec/2017	44,100.00
Outstanding Balance			44,100.00
2006038996	DANIEL ABSALOM OTWOMA		N.A.
IMP/WARRANT NO.2057	30/Oct/2014	11/Sep/2014	35,000.00
Outstanding Balance			35,000.00
1984106197	ONUDI OLANGO CHARLES		N.A.
imp 6157	30/Jan/2018	26/Jan/2018	18,000.00
imp no 6724	26/Sep/2018	18/Sep/2018	18,000.00
imp no 6811	19/Nov/2018	23/Oct/2018	25,200.00
I7280	05/Nov/2018	22/Nov/2018	21,800.00
IMP 11411	04/Feb/2018	31/Jan/2019	18,000.00
i11155	18/Mar/2018	22/Feb/2019	75,600.00
imp 11147 onudi	24/May/2019	17/Apr/2019	136,274.00
imp 10086 onudi	25/Jun/2019	17/Jun/2019	33,600.00
Outstanding Balance			346,474.00
20170012674	LORRAINE HERINE OPONDO		N.A.
imp 12053	05/May/2020	28/Apr/2020	30,000.00
Outstanding Balance			30,000.00
20170012692	MATILDA ATIENO OCHICH		N.A.

imp 11953	28/Jan/2020	06/Feb/2020	175,000.00
Outstanding Balance			175,000.00
1994037015	OKUKU HUMPHREY NAKITARI		KIU county secretary
IMP/WARRANT NO.1944	30/Oct/2014	17/Sep/2014	64,000.00
IMP NO. 1400.	21/Oct/2014	08/Oct/2014	126,884.00
IMP/WARRANT NO.3804	30/Jun/2015	29/May/2015	62,816.00
Imp no 3611/ Aug 2015	24/Aug/2015	18/Aug/2015	84,000.00
Imp no 1985	25/Sep/2015	08/Sep/2015	319,200.00
Imp no 3023	20/May/2016	06/May/2016	304,691.00
imp. no. 4785	30/Aug/2016	26/Aug/2016	194,324.00
IMP. NO.005315	30/Nov/2016	14/Nov/2016	153,878.00
IMP NO.5860	30/Jan/2017	24/Jan/2017	56,400.00
Outstanding Balance			1,366,193.00
2004003018	ELIAKIM MUSEWE OKOTH		N.A.
IMP NO 1958	03/Sep/2015	26/Aug/2015	19,600.00
Outstanding Balance			19,600.00
20170145249	NELSON MANDELA OKORE		N.A.
i6783	21/Oct/2018	17/Oct/2018	94,800.00
i11102	18/Mar/2019	26/Feb/2019	63,600.00
imp no 11119	29/Apr/2019	17/Apr/2019	24,995.00
imp 11142	30/Apr/2019	17/Apr/2019	26,300.00
Outstanding Balance			209,695.00
ID 23241708	ANTON OKOTH ATINDA		N.A.
7276i	26/Nov/2018	21/Nov/2018	66,000.00
imp 11105 atinda	13/Mar/2019	03/Apr/2019	56,000.00
Outstanding Balance			122,000.00
1986077394	JOHN ODIAGA OLOO		N.A.
Imp no 4038	30/Apr/2016	21/Apr/2016	33,600.00
Outstanding Balance			33,600.00
2009054234	STEPHEN OCHIENG AJOWI		N.A.
imp 11955	14/Jan/2020	04/Feb/2020	10,500.00
Outstanding Balance			10,500.00
2010124050	CHRISTINE ATIENO OYUGA		N.A.
IMP.6578	30/Dec/2017	22/Nov/2017	44,500.00
Outstanding Balance			44,500.00
1981050567	ALEX OGUTU AYATTA		N.A.
IMP.NO.4476	30/Nov/2016	02/Nov/2016	47,000.00
Outstanding Balance			47,000.00
1983088338	SOTERI NYAKUNDI NYAKUNDI		N.A.
imp 6225	15/Mar/2020	28/Feb/2018	25,200.00
Outstanding Balance			25,200.00
1993072004	MICHAEL ABALA WANGA		N.A.
imp 8394	24/Jan/2020	04/Feb/2020	42,000.00
Outstanding Balance			42,000.00
1985054864	EMMANUEL KILINDA KILEI		N.A.
IMP. NO. 4779	30/Aug/2016	24/Aug/2016	350,000.00
imp. no.4668	30/Sep/2016	28/Sep/2016	145,600.00
imp. no. 6370	30/Nov/2017	09/Nov/2017	131,250.00
Outstanding Balance			626,850.00
20000013641	DANIEL OLANGA OKECH		KIU inspector CT
IMP NO.4411	20/Jan/2015	16/Jan/2015	152,000.00
Outstanding Balance			152,000.00
20120004462	DANIEL OCHIENG OTENE		N.A.
IMP. NO. 3972	29/Apr/2016	19/Apr/2016	12,600.00
Outstanding Balance			12,600.00
20120004506	DANIEL ODHIAMBO MAYOGA		N.A.
Imp no 3971	30/Apr/2016	18/Apr/2016	12,600.00

imp. no 4770.kicosca games	30/Aug/2016	15/Aug/2016	107,800.00
IMP.NO.4386	30/Nov/2016	01/Nov/2016	24,600.00
imp. no. 4386	07/Nov/2016	03/Nov/2016	24,600.00
imp. no. 005079	30/Dec/2016	09/Dec/2016	31,000.00
Outstanding Balance			200,600.00
1984097568	JOASH OTIENO OWIRO		KIU Ag.chief
impr no. 1496	31/Dec/2015	07/Dec/2015	25,200.00
IMPR NO. 3977	28/Mar/2016	18/Mar/2016	39,750.00
Imp no 4036	30/Apr/2016	21/Apr/2016	67,200.00
IMP.NO.4369	30/Oct/2016	26/Oct/2016	50,400.00
Outstanding Balance			182,550.00
2007038290	BENSON OUMA NYAGOL		N.A.
i 11419	18/Feb/2018	11/Feb/2019	49,000.00
Outstanding Balance			49,000.00
19950006952	GAUDENSIA MONY ONOKA		N.A.
IMP NO 6268	30-Jan-2019	19-Dec-2018	38,600.00
	6268	11-Jun-2019	(38,000.00)
Outstanding Balance			600.00
20100004822	ISAAC OTIENO OWINO		N.A.
IMP NO 11096	30-Apr-2020	03-Apr-2020	50,000.00
Outstanding Balance			50,000.00
20120003634	COLLINS SAMO		N.A.
IMP NO 6628	25-Jun-2018	30-May-2018	152,250.00
Outstanding Balance			152,250.00
201500068045	FREDRICK ODUOR MOI		N.A.
IMP NO 10672	30-Mar-2019	19-Mar-2019	31,625.00
Outstanding Balance			31,625.00
20150067182	VICTOR OMONDI AJUMBO		N.A.
IMP NO 11083	30-Mar-2019	27-Jan-2020	12,600.00
Outstanding Balance			12,600.00
2015098545	JOANNE MITTOW		N.A.
IMP NO 10794	30-Dec-2019	13-Nov-2019	27,200.00
Outstanding Balance			27,200.00
0722235620	PATRICK OGADA MADANJI		N.A.
IMPREST NO 007691	31-Jul-2018	30-Jun-2018	454,050.00
Outstanding Balance			454,050.00
19990027686	JANET PEREZ ACHIENG		N.A.
IMP NO 10654	30-Mar-2019	27-Feb-2019	46,200.00
Outstanding Balance			46,200.00
2011353932	BETHWEL OGOT OTIENO		N.A.
IMP NO 11082	30-Mar-2020	04-Feb-2020	184,000.00
Outstanding Balance			184,000.00
2011414105	MILTONE OKUMU MAINA		N.A.
IMP NO 10799	30-Dec-2019	29-Nov-2019	412,200.00
Outstanding Balance			412,200.00
19960010799	KENNEDY ODHIAMBO ONDUTO		N.A.
imp. no. 6607	31-Oct-2017	19-Oct-2017	38,934.00
IMP NO 6607		11-Jan-2019	(38,934.00)
Outstanding Balance			-
19950006210	MILLICENT ATIENO		KISM HEALTH REQ
IMP NO 6338	30-May-2020	07-May-2020	108,000.00
Outstanding Balance			108,000.00
2011244276	COLLINS OMONDI HAMISI		KIU Ag.accountant
IMP/WARRANT NO.0659	31-Aug-2014	19-Aug-2014	300,000.00
STD/SURR, NO. 0659		23-Oct-2014	(295,064.00)
Outstanding Balance			4,936.00
2006008145	FELIX ODHIAMBO TINDI		N.A.

IMP NO 10961	30-Mar-2020	30-Jan-2020	612,250.00
Outstanding Balance			612,250.00
1991071442	PHILIP ONYANGO AGUTU		N.A.
IMP NO 10776	20-Jul-2019	28-Jun-2019	261,968.10
Outstanding Balance			261,968.10
1993068738	SHADRACK OCHIEWO JUMA		N.A.
IMP NO 11095	30-Apr-2020	03-Apr-2020	24,072.00
Outstanding Balance			24,072.00
2010124911	JUDITH AKOTH ANEYA		N.A.
IMP NO 11069	30-Dec-2019	02-Dec-2019	8,650.00
Outstanding Balance			8,650.00
2010149767	EDGAR ONYANGO OUMA		N.A.
IMP10976	30-Jun-2020	17-Jun-2020	72,600.00
Outstanding Balance			72,600.00
1993059179	PHILIP OTIENO ADINGO		N.A.
PREP-IMP/WARRANT NO.0682	30-May-2015	27-Apr-2015	27,200.00
Outstanding Balance			27,200.00
1995062801	LILIAN MUSSANGI KAYESI		N.A.
IMP NO 10664	30-Mar-2019	01-Mar-2019	70,400.00
Outstanding Balance			70,400.00
2009137090	GILBERT WAFULA SIMIYU		N.A.
IMP NO 10800	30-Dec-2019	29-Nov-2019	514,080.00
IMPB NO 11065	30-Dec-2019	29-Nov-2019	649,300.00
Outstanding Balance			1,163,380.00
2010124050	CHRISTINE ATIENO OYUGA		N.A.
IMP NO 10791	30-Nov-2019	30-Oct-2019	30,000.00
IMP NO 11097	30-May-2020	13-May-2020	92,400.00
Outstanding Balance			122,400.00
2010160098	EVA CHELIMO TENAI		N.A.
IMP NO 10753	30-Jun-2019	17-Jun-2019	560,000.00
Outstanding Balance			560,000.00
1985053931	PETER GITENYA NYABERI		N.A.
SURRENDER IMP		30-Jun-2020	126,700.00
SURRENDER IMP		30-Jun-2020	(124,900.00)
Outstanding Balance			1,800.00
1994060238	FLORENCE ATIENO ANEYA		N.A.
imp. no. 5998	30-Jun-2017	24-Jun-2017	69,525.00
Outstanding Balance			69,525.00
1998005044	JOHN ONYANGO OLLONGO		N.A.
IMP NO 6339	30-Jul-2020	15-Jun-2020	80,000.00
Outstanding Balance			80,000.00
1993068144	JEREMIAH ONGWARA OCHIENG'		N.A.
IMP NO 11064	30-Apr-2020	14-May-2020	120,000.00
Outstanding Balance			120,000.00
1983059737	ABSALOM INGABO HAMADI		N.A.
IMP NO 10962	30-Mar-2020	30-Jan-2020	399,850.00
Outstanding Balance			399,850.00
1986064618	LILLIAN ATIENO ONGORO		N.A.
IMP NO 7491	30-Nov-2018	07-Nov-2018	91,250.00
Outstanding Balance			91,250.00
2005025940	RAEL WANYONA MWANDO		N.A.
IMP NO.0685	30-Jun-2015	12-Jun-2015	64,900.00
Outstanding Balance			64,900.00
2008018552	FESTUS OGADA OGADA		N.A.
IMP NO 11075	30-Mar-2020	22-Jan-2020	100,000.00
Outstanding Balance			100,000.00
96055637	GEORGE OWITI		N.A.

Imp no 2367	15-Feb-2016	21-Jan-2016	47,000.00
Outstanding Balance			47,000.00
20010006069	PATRICIA JOYCE WAITHERA		N.A.
IMP NO.2727	07-Nov-2014	30-Oct-2014	17,000.00
Outstanding Balance			17,000.00
20130019279	RANA HANIF MOHAMED		N.A.
IMP3707	15-Jun-2015	03-Jun-2015	50,400.00
Outstanding Balance			50,400.00
20130019340	GLADYS OMUODO LORNA		KIU Ag,chief officer
inv. no..3732	30-Sep-2015	21-Sep-2015	33,783.00
Imp no 3902	25-Jun-2016	25-May-2016	603,707.00
Outstanding Balance			637,490.00
20100004126	FANUEL ODHIAMBO ONYANGO		N.A.
IMP NO 6409	15-Dec-2018	03-Dec-2018	30,000.00
Outstanding Balance			30,000.00
19980016582	THOMAS NYANGANYO IMBOKA		N.A.
IMP/WARRANT NO.4755	30-May-2015	17-Mar-2015	12,250.00
IMP 3709	15-Jun-2015	03-Jun-2015	16,100.00
Outstanding Balance			28,350.00
20160146716	JULIUS ONYANGO AYIEKO		N.A.
IMP 6094	31-May-2018	14-Feb-2018	16,000.00
Outstanding Balance			16,000.00
1989131993	EVANS MAGETO GICHANA		N.A.
IMP NO 6936	30-Apr-2018	23-Apr-2018	38,836.00
Outstanding Balance			38,836.00
20140045914	BERYLL SEMMO		N.A.
imp 6475	20-Jun-2019	06-Jun-2019	28,950.00
Outstanding Balance			28,950.00
2009050989	ERIC GESIMBA OMANGA		N.A.
IMP. NO. 4517	30-Mar-2017	13-Mar-2017	13,510.00
Outstanding Balance			13,510.00
1989096436	SAMUEL NYAKUNDI MOGENI		N.A.
IMP/WARRANT NO. 2731	31-Dec-2014	21-Nov-2014	19,000.00
IMP SURRENDER		10-Mar-2015	(18,000.00)
Outstanding Balance			1,000.00
1986042381	LUCAS MUTHAMI LUGANDA		KIU Snr Asst. Dir. Cop.
IMP/WARRANT NO.1196	31-Aug-2014	19-Aug-2014	153,700.00
IMP. 1196		13-Mar-2015	(153,000.00)
Outstanding Balance			700.00
2007000182	ANTONY OPIYO ONANDA		BUS Chief Finance
IMP/WARRANT NO.1197	30-Oct-2014	18-Sep-2014	150,000.00
IMP/WARRANT NO.2716	30-Oct-2014	18-Sep-2014	25,000.00
IMP NO.2725	07-Nov-2014	28-Oct-2014	134,000.00
Outstanding Balance			309,000.00
1998013940	JOHNSTONE KIPLAGAT RONO		N.A.
imp. no. 4802	31-Aug-2016	02-Sep-2016	30,000.00
Outstanding Balance			30,000.00
1978016334	ELIZABETH ATIENO OPONDO ANGWECH		N.A.
IMP/WARRANT NO.2713	30-Jun-2015	23-Sep-2014	25,000.00
IMP NO.4756	15-May-2015	06-May-2015	119,500.00
Outstanding Balance			144,500.00
19940013203	STEPHEN SULE OGENDO		N.A.
IMP 7660	10/Jun/2019	31/May/2019	36,500.00
Outstanding Balance			36,500.00
20000015181	LILLIAN ALUOCH OCHIENG		N.A.
imp6632	29/Oct/2018	26/Sep/2018	30,000.00
iw7652	30/May/2019	23/May/2019	36,500.00

imp7690	05/Jan/2020	27/Feb/2020	27,840.00
Outstanding Balance			94,340.00
20010004350	GEORGE TINDI OWUOTH		N.A.
IMP6642 NIGHTOUT AND FUEL TO BOMET	05/Nov/2018	25/Oct/2018	11,200.00
Outstanding Balance			11,200.00
19980016706	SAMUEL OTIENO ONDOLA		N.A.
IMP/WARRANT NO.2601	30/Sep/2014	21/Aug/2014	6,000.00
IMP/WARRANT NO.2910	31/Dec/2014	15/Nov/2014	18,000.00
Outstanding Balance			24,000.00
20010004216	SAMUEL ORIMBA HONGO		N.A.
PREP/IMP-WARRANT NO. 2614	31/Mar/2015	17/Feb/2015	134,000.00
Outstanding Balance			134,000.00
20130032254	TOM MBOYA OGOLLAH		N.A.
IMP6648	15/Nov/2018	05/Dec/2018	50,000.00
imp7656	10/Jun/2019	31/May/2019	75,000.00
Outstanding Balance			125,000.00
20160145728	EDWARD OKOTH OMOL		N.A.
imp7019	15/Feb/2019	24/Jan/2019	670,600.00
IMP7019		07/Jun/2019	(670,000.00)
Outstanding Balance			600.00
20010006596	LEA APIYO OSIRO		KIU Accountant
imp7684	25/Jun/2020	04/Dec/2019	70,000.00
Outstanding Balance			70,000.00
2009006265	JANET MULONGO WANGORO		KIUDOLHPP REQ
imp7675	30/Dec/2019	10/Dec/2019	237,500.00
Outstanding Balance			237,500.00
20180049272	DIXON OBUNGU		N.A.
imp7017 3nightout to nrb 15 to 18jan	30/Jan/2019	24/Jan/2019	55,400.00
Outstanding Balance			55,400.00
2010016930	FREDRICK ADUR OCHIENG		N.A.
IMP/WARRANT NO.2606	31/Oct/2014	16/Oct/2014	30,000.00
Outstanding Balance			30,000.00
19990028174	GEORGE OBINY		N.A.
imp 7040	15/May/2019	03/May/2019	74,000.00
Outstanding Balance			74,000.00
1978112821	JOHN WAFULAH SIMIYU		N.A.
imp7015	25/Feb/2019	19/Feb/2019	22,500.00
IMP 7032	30/Mar/2019	21/Feb/2019	695,000.00
IMP7032		07/Jun/2019	(663,600.00)
IMP7039 facilitation of planning of markets	20/May/2019	13/May/2019	332,600.00
Outstanding Balance			386,500.00
1984125921	HENRY JAKOYO ODUMA		N.A.
IMP/WARRANT NO.2624	30/Jun/2015	19/Jun/2015	29,500.00
imp. no. 650	31/Aug/2016	02/Sep/2016	6,300.00
Outstanding Balance			35,800.00
2012005106	LEAH CATHERINE SOITA		N.A.
imp. no. 646	31/Aug/2016	07/Sep/2016	37,000.00
Outstanding Balance			37,000.00
2008094778	ARTHUR ALBERT MUMBO		N.A.
iw7692	27/Feb/2020	17/Feb/2020	380,000.00
imp 7687 allowances procurement committee	15/May/2020	08/May/2020	623,000.00
Outstanding Balance			1,003,000.00
20120003518	JOSEPH ODUGA		N.A.

iw7651	30/Jun/2019	23/May/2019	39,900.00
Outstanding Balance			39,900.00
20140045870	JAMES KUNGU		N.A.
IMP NO 11321	25-Mar-2019	20-Mar-2019	33,000.00
Outstanding Balance			33,000.00
20010007182	ESTHER NYABONYI MOSETI		N.A.
IMPREST NO 6207	15-Oct-2018	20-Sep-2018	30,000.00
Outstanding Balance			30,000.00
20140013038	ERICK ANGWENYI ORANGI		KIU chief finance
IMP NO 10723	30-Apr-2019	23-May-2019	38,600.00
Outstanding Balance			38,600.00
20110006856	PHILIP ODHIAMBO AWILI		N.A.
IMPREST NO 007535	15-Oct-2018	20-Sep-2018	630,000.00
IMP NO 11314	28-Feb-2019	20-Feb-2019	700,000.00
11314		10-Jun-2019	(700,000.00)
Outstanding Balance			630,000.00
20130019340	GLADYS OMUODO LORNA		KIU Ag, chief officer
Imp no.3719	30-Aug-2015	19-Aug-2015	150,000.00
Outstanding Balance			150,000.00
20130019617	BARAK ABONYO OTIENO		N.A.
IMP/WARRANT NO.2654	30-Oct-2014	17-Sep-2014	48,000.00
IMP/WARRANT NO.2664	31-Dec-2014	15-Nov-2014	24,000.00
IMP/WARRANT NO.2670	31-Dec-2014	11-Dec-2014	24,000.00
Outstanding Balance			96,000.00
1993053610	JAFFER KIPKEBOE ELUIS		N.A.
IM PNO 10725	29-Apr-2019	30-Apr-2019	9,800.00
Outstanding Balance			9,800.00
19890017786	JOSHUA MARK OTIENO		N.A.
IMP NO 10499	13-May-2019	07-May-2019	166,000.00
imp no 10499 fy 18/19		27-May-2020	(166,000.00)
imp no 10499 fy 18/19		24-Aug-2020	166,000.00
Outstanding Balance			166,000.00
11089340	RICHARD DICK OGENDO		N.A.
IMP NO 6230	30-Nov-2018	19-Nov-2018	31,500.00
IMP NO 6242	30-Jan-2019	15-Jan-2019	25,200.00
IMP NO 11308	12-Mar-2019	19-Feb-2019	95,600.00
Outstanding Balance			152,300.00
20170141689	NERRY OTIENO ACHAR		N.A.
IMPO NO 11319	25-Mar-2019	20-Mar-2019	38,600.00
IMP NO 10718	24-Apr-2019	18-Apr-2019	50,400.00
07-Jun-2019	30-Jun-2019	10-Jun-2019	38,600.00
Outstanding Balance			127,600.00
2010056443	WILSON OPONDO ABIERO		KIU Chief Officer
IMP NO6243	30-Jan-2019	10-Jan-2019	25,200.00
Outstanding Balance			25,200.00
2012012345	JOSEPH KWASIRA WITABA		N.A.
IMP N O 6210	31-Oct-2018	18-Oct-2018	30,000.00
Outstanding Balance			30,000.00
1996055637	GEORGE OLUOCH OWITI		N.A.
IMP/WARRANT NO.2656	30-Oct-2014	18-Sep-2014	24,000.00
IMP/WARRANT NO. 2665	31-Dec-2014	19-Nov-2014	95,000.00
Outstanding Balance			119,000.00
2006007953	JOSEPH ONYANGO OKELLO		N.A.
IMP NO 6779	30-Jun-2019	25-Jun-2019	429,000.00
Outstanding Balance			429,000.00
20070006692	JANET WANYANDEH		N.A.
imp. no.4321	30/Aug/2016	19/Aug/2016	37,800.00

Outstanding Balance			37,800.00
19890015728	KENNETH FRANCIS OUMA		N.A.
imp/warrant no.0930	30/Oct/2014	09/Sep/2014	68,000.00
STD/IMP NO.0930		26/Jan/2015	(67,999.00)
IMP NO7346	30/Jun/2019	13/May/2019	20,000.00
Outstanding Balance			20,001.00
19890017795	ELIZABETH ANYANGO ODUOR		SIA CO TCSA
PREP/IMP-WARRANT NO. 3114	31/Mar/2015	06/Feb/2015	22,400.00
PREP/IMP-WARRANT NO.3121	30/May/2015	02/Mar/2015	42,400.00
IMP.NO.3126	30/Jun/2015	20/May/2015	25,200.00
Imp no 534	20/Oct/2015	08/Oct/2015	41,294.00
Imp no 2121	20/Jan/2016	05/Jan/2016	49,800.00
Outstanding Balance			181,280.00
19980016993	SUSAN NAMONO NYONGESA		N.A.
IMP. NO. 3064	02/Apr/2016	29/Mar/2016	19,500.00
IMP. N O. 3064		25/Jun/2016	(19,000.00)
imp 6481 3nightout to Nakuru	20/Apr/2018	28/Mar/2018	18,000.00
IMP NO 6481		04/Jun/2018	(16,000.00)
Outstanding Balance			2,500.00
20100004760	ISRAEL OLIK OPANA		N.A.
PREP/IMP-WARRANT NO.1322	30/May/2015	02/Mar/2015	30,800.00
Outstanding Balance			30,800.00
1995085639	SIMON OSOME TILLA		N.A.
IMP.NO.5139	20/Dec/2016	07/Dec/2016	14,200.00
imp. no. 5874	28/Feb/2017	22/Feb/2017	25,400.00
Outstanding Balance			39,600.00
20120003723	BENJAMIN NDUATI MWAURA		N.A.
imp 6478	15/Apr/2018	28/Mar/2018	367,000.00
IMP 6487		30/Jun/2018	(337,000.00)
Outstanding Balance			30,000.00
2009080170	MWAKA JANE WAITHERA		KIU Trade development
IMP/WARRANT NO 3110	31/Dec/2014	11/Dec/2014	100,000.00
Outstanding Balance			100,000.00
20150074310	THOMAS OCHIENG OUKO		KIU Chief Officer
IMP7808	30/May/2019	15/May/2019	90,200.00
Outstanding Balance			90,200.00
20090004630	ERICK ONYANGO MUTULA		N.A.
IMP NO 7343	30/Apr/2019	08/Apr/2019	63,000.00
Outstanding Balance			63,000.00
19980016797	IBRAHIM RAMADHAN ABDALLAH KASALA		N.A.
IMP NO 5872	20/Feb/2017	14/Feb/2017	8,400.00
imp. no. 5894	30/Mar/2017	03/Mar/2017	12,600.00
SURRENDER		06/Feb/2020	(12,600.00)
SURRENDER		30/Jun/2020	12,600.00
SURRENDER		30/Jun/2020	(12,600.00)
IMP. NO. 5857	31/May/2017	12/May/2017	8,400.00
imp no 5879	22/Nov/2017	15/Nov/2017	61,700.00
IMP NO 5879		17/Jan/2018	(61,700.00)
imp 6460 6nightout for staff retreat in eldoret	03/Feb/2018	26/Jan/2018	26,000.00
IMP NO 6460		20/Apr/2018	(26,000.00)
imp 6492 purchase of exhibition materials	30/Apr/2018	20/Apr/2018	351,000.00
IMP NO 6492		08/Jun/2018	(351,000.00)
IMP NO7316	15/Mar/2019	27/Feb/2019	28,000.00
IMP NO 7316		20/Jun/2019	(28,000.00)

Outstanding Balance				
20170104364	JOAN ANYANGO ODIWUOR			16,800.00
IMP NO08859	04/Dec/2019	18/Dec/2019		N.A.
Outstanding Balance				29,100.00
20170141714	LUCY ACHIENG OJANY			29,100.00
IMP NO 7807	20/May/2019	14/May/2019		N.A.
IMP NO 7807		20/Jun/2019		90,000.00
Outstanding Balance				(72,200.00)
20170104239	BRUNO ORANGA ADUMA			17,800.00
IMP NO 08897	28/Feb/2020	06/Feb/2020		N.A.
Outstanding Balance				97,200.00
20000013301	DAVID OMONDI OMBETE			97,200.00
IMP/WARRANT NO.0946	31/Dec/2014	11/Nov/2014		N.A.
Outstanding Balance				102,660.00
20160068897	GEORGE OCHIENG AUMA			102,660.00
IMP NO 7809	30/May/2019	16/May/2019		N.A.
Outstanding Balance				15,000.00
20120004686	AMOS ONYANGO OKOTH			15,000.00
IMP. NO. 3075	29/Apr/2016	15/Apr/2016		N.A.
Outstanding Balance				29,400.00
20170012656	BRIAN OCHIENG MUGA			29,400.00
IMP NO 11507	30/Jun/2020	24/Jun/2020		N.A.
Outstanding Balance				142,000.00
20170145249	NELSON MANDELA OKORE			142,000.00
imp007312 5nightout to nrb	20/Jun/2018	08/Jun/2018		N.A.
Outstanding Balance				132,000.00
2009054234	STEPHEN OCHIENG AJOWI			132,000.00
IMPR NO. 2149	31/Dec/2015	16/Dec/2015		N.A.
imp. surrender		03/Feb/2016		398,316.00
Outstanding Balance				(398,000.00)
20120003590	CHRISTOPHER OGWENO ONDIJO			316.00
IMP NO7430	30/May/2019	16/May/2019		N.A.
Outstanding Balance				157,284.00
2009122540	OTIENO EVANS OGWENO			157,284.00
IMP NO 7835	30/Aug/2019	26/Jun/2019		N.A.
Outstanding Balance				141,600.00
1990143000	HEBISIBA ORINA MAGOMA			141,600.00
IMP NO 007350	30/Oct/2018	29/Oct/2018		N.A.
007350		10/Jun/2019		14,800.00
IMP NO 08886	31/Dec/2019	30/Dec/2019		(14,800.00)
Outstanding Balance				33,000.00
20140009169	BEATRICE ATIENO OMOLLO			33,000.00
IMP.NO.6192	15/Feb/2018	05/Mar/2018		N.A.
Outstanding Balance				75,000.00
20000013758	VALENTINE OIRO OBONYO			75,000.00
IMP/WARRANT NO.2905	31/Dec/2014	19/Nov/2014		N.A.
IMP.NO.4774	30/Jun/2015	22/May/2015		27,000.00
IMP 11232	31/Mar/2019	15/Jan/2019		26,900.00
Outstanding Balance				20,800.00
20100005507	BENARD OUMA OJUANG			74,700.00
imp no 9824	30/Nov/2019	19/Nov/2019		KIU Architect
Outstanding Balance				10,500.00
20020005083	LILIAN AMONDI OWUOR			10,500.00
IMP. 6159	13/Dec/2017	07/Dec/2017		N.A.
Outstanding Balance				30,000.00
20010005482	LETECIA AWUOR ODHIAMBO			30,000.00
IMP NO 07354	02/May/2018	24/Apr/2018		KIU REQ AGRIC
				618,800.00

IMP NO 7354		30/Jun/2018	(618,000.00)
Outstanding Balance			800.00
20170139214	JUDITH AMONDI OKORE		N.A.
imp no11206	31/Dec/2018	29/Nov/2018	88,400.00
Outstanding Balance			88,400.00
20170139278	BRIAN OTIENO ONDIEK		N.A.
IMP 09844	31/Mar/2020	30/Jan/2020	33,600.00
Outstanding Balance			33,600.00
19960012471	MAURICE AKUMU ONYANGO		KIUDWENR
imp no 6179	28/Feb/2018	19/Feb/2018	43,800.00
IMP NO 6179		20/Apr/2018	(43,600.00)
Outstanding Balance			200.00
1986105294	MICHAEL OBIERO NGOLO		KIU PFO CA
STD/AUG 2014 SAL	30/Jun/2015	01/Sep/2014	100,000.00
IMP NO. 2913	20/Dec/2014	15/Dec/2014	280,000.00
IMP NO. 2949	30/Jun/2015	08/Jun/2015	67,200.00
Outstanding Balance			447,200.00
20170144500	ERICK OTIENO		N.A.
IMP NO 11287	31/May/2019	16/Apr/2019	58,350.00
Outstanding Balance			58,350.00
20170144546	ELIZABETH ADHIAMBO OTIENO		N.A.
IMP NO 11284	31/May/2019	16/Apr/2019	58,350.00
IMP NO 11284		30/Jun/2019	(58,350.00)
Outstanding Balance			-
1977079957	ELLY ODERO DEYA		N.A.
IMP/WARRANT NO.0987	30/Oct/2014	16/Sep/2014	30,000.00
Outstanding Balance			30,000.00
1984129323	SHEM OKEWE ONDIEK		N.A.
IMP NO 11258	31/May/2019	15/Feb/2019	14,320.00
Outstanding Balance			14,320.00
1987011359	POLYCURP WALWANGA OMOLO		N.A.
IMP/WARRANT NO 0990	30/Jun/2015	11/Sep/2014	30,000.00
Outstanding Balance			30,000.00
20060001363	ABISAE NDEGE OGALO		N.A.
09850	31/Dec/2019	18/Dec/2019	30,000.00
Outstanding Balance			30,000.00
2007074319	MARTINE OMONDI OMBWAYO		N.A.
IMP. NO. 935	29/Feb/2016	19/Feb/2016	26,700.00
Outstanding Balance			26,700.00
20120003625	JOSEPH OGEMBO		KIU procurement
IMP. NO. 4607	30-Sep-2016	26-Sep-2016	30,000.00
Outstanding Balance			30,000.00
19950006578	HARUN RASHID GULLAH		N.A.
IMP NO. 1999	20-Nov-2014	30-Oct-2014	255,900.00
Outstanding Balance			255,900.00
19960012355	JOSEPH OCHIENG OJWANG		N.A.
IMP NO 10234	15-Jun-2020	13-Dec-2019	30,000.00
Outstanding Balance			30,000.00
20010005802	JOHN MATHEW SANDE		KIU Ag.chief officer
IMP NO. 1975	30-Oct-2014	12-Sep-2014	40,000.00
IMP NO.3662	30-Jun-2015	11-Jun-2015	23,000.00
Imp no 3162	20-Feb-2016	03-Feb-2016	21,000.00
IMP. NO. 5783	30-Mar-2017	14-Mar-2017	59,000.00
IMP. NO. 5792	30-Mar-2017	23-Mar-2017	2,100.00
Outstanding Balance			145,100.00
20080004173	MATHEWS ODHIAMBO ODINGA		N.A.
IMP NO 6699	14-Feb-2019	31-Jan-2019	200,000.00

Outstanding Balance			200,000.00
20120003563	SOSPETER MIMBA ONUNGA		KIU Administrator
IMP/WARRANT NO.1962.	30-Oct-2014	08-Sep-2014	16,000.00
IMP-WARRANT NO.3667	30-Jun-2015	26-Jun-2015	589,400.00
Imp no 1049	20-Jan-2016	05-Jan-2016	285,250.00
Imp no 3167	15-Mar-2016	25-Feb-2016	21,900.00
Imp no 4076	18-May-2016	05-May-2016	283,500.00
Imp no 3886	30-May-2016	17-May-2016	61,200.00
Imp no 4067	20-May-2016	16-May-2016	24,900.00
waste evacuation	22-Aug-2016	10-Aug-2016	60,000.00
imp. no. 4860	15-Sep-2016	06-Sep-2016	3,150.00
IMP.NO.4640	30-Nov-2016	02-Nov-2016	42,800.00
IMP.NO.005314	30-Nov-2016	14-Nov-2016	92,454.00
IMP.NO.005342	30-Dec-2016	29-Dec-2016	390,000.00
imp. no. 5784	30-Mar-2017	14-Mar-2017	34,500.00
imp. no. 6605	30-Jun-2017	23-Jun-2017	25,200.00
IMP NO 6659	23-Nov-2018	12-Nov-2018	429,000.00
Outstanding Balance			2,359,254.00
20130019171	RHODA ATIENO AHONOOBADHA		N.A.
IMP NO.1991	17-Oct-2014	09-Oct-2014	25,200.00
Outstanding Balance			25,200.00
ID10923083	VINCENT OCHIENG ORAYO		N.A.
imprest surrender		17-Dec-2015	50,000.00
Outstanding Balance			50,000.00
ID 20960726	MAGDALINE AOKO WASAMA		N.A.
Imp no 3686	25-Oct-2015	15-Oct-2015	50,000.00
Outstanding Balance			50,000.00
19950006676	SILA OKAL OTENE		N.A.
imp08827 facilitationof garbage collection	28-Feb-2020	18-Feb-2020	64,500.00
Outstanding Balance			64,500.00
28019479	JANET ACHIENG OCHELE		N.A.
IMP NO 10240	15-Jun-2020	13-Dec-2019	30,000.00
Outstanding Balance			30,000.00
0722235620	PATRICK OGADA MADANJI		N.A.
IMPREST NO 007699	31-Jul-2018	30-Jun-2018	80,720.00
Outstanding Balance			80,720.00
201701055709	MATHEW OCHIENG OWILI		N.A.
IMP NO 0 7687	30-Jun-2018	30-Jun-2018	36,400.00
IMP NO 07685	30-Jun-2018	30-Jun-2018	18,200.00
Outstanding Balance			54,600.00
20120003803	ERIC ONYANGO NDEGE		N.A.
IMP NO 10250	15-Mar-2020	20-Mar-2020	118,000.00
Outstanding Balance			118,000.00
20170144537	LUDFINE AKETCH KOSOME		N.A.
imp 10242	30-Nov-2019	19-Nov-2019	100,000.00
Outstanding Balance			100,000.00
20170144644	SILVESTER OWINO ONGUDI		N.A.
IMP NO 10233	15-Jun-2020	13-Dec-2019	30,000.00
Outstanding Balance			30,000.00
1984050794	DANISH ODERO ADEMBA		N.A.
IMP NO 10324	07-Apr-2019	04-Apr-2019	30,000.00
Outstanding Balance			30,000.00
1983052060	SOSPETER AKIRI OBIERO		N.A.
IMP 3285	16-May-2015	18-May-2015	100,000.00
Outstanding Balance			100,000.00
1989102033	PETER KIPRONO NGETICH		N.A.
IMP/WARRANT NO.1998	31-Dec-2014	13-Nov-2014	25,400.00

Outstanding Balance			25,400.00
1978049638	THADDEUS ALLAN ONYAGO JUMA		N.A.
IMP/WARRANT NO.3258	31-Dec-2014	13-Nov-2014	10,000.00
IMP NO.3275	05-Jan-2014	22-Dec-2014	10,000.00
Imp no 3689	30-Jun-2016	03-Nov-2015	10,000.00
Outstanding Balance			30,000.00
1982071590	GEORGE OUKO AGINGU		N.A.
IMP NO 5 758	31-Jan-2017	31-Jan-2017	4,900.00
imp. no. 005347	28-Feb-2017	23-Feb-2017	13,400.00
Outstanding Balance			18,300.00
1982071621	CHARLES NYAMBUGA ODENY		N.A.
IMP-WARRANT NO.2695	30-Jun-2015	11-Jun-2015	100,000.00
Outstanding Balance			100,000.00
1988127153	JOHN OMOLLO OGWAG		N.A.
IMP NO.1990	30-Jun-2015	06-Oct-2014	15,000.00
Outstanding Balance			15,000.00
1989128356	CHRISTOPHER OCHIENG ARODI		N.A.
IMP NO.1973	20-Sep-2014	15-Sep-2014	5,000.00
Outstanding Balance			5,000.00
1990070980	APUT JAMES AURA		N.A.
imp 10239	30-Nov-2019	26-Nov-2019	30,000.00
Outstanding Balance			30,000.00
1996055637	GEORGE OLUOCH OWITI		N.A.
IMP NO.2672	20-Dec-2014	15-Dec-2014	12,000.00
Outstanding Balance			12,000.00
1996056455	REGINALD OCHIENG OLANG		N.A.
IMP NO 10245	15-Jan-2020	13-Dec-2019	41,500.00
Outstanding Balance			41,500.00
1987078945	EMMA OGINGA OLENYO		N.A.
Imp no 3699	30-Jun-2016	03-Nov-2015	10,000.00
IMP NO.5518	29-Dec-2017	02-Jan-2018	30,000.00
Outstanding Balance			40,000.00
20010007360	PETER OTIENO NGARE		N.A.
IMP NO.1993	14-Oct-2014	10-Oct-2014	4,500.00
Outstanding Balance			4,500.00
19850004474	SOPHIA MULAMA		N.A.
IMP NO 08814	18-Jan-2020	17-Dec-2019	34,800.00
Outstanding Balance			34,800.00
ID 3336113	LOICE MILRED AKINYI OMORO		N.A.
IMP NO.005318	30-Nov-2016	30-Nov-2016	12,600.00
imp. no. 6568	31-May-2017	05-May-2017	16,800.00
Outstanding Balance			29,400.00
20140026455	YANZAR MARYLINE AGWA		KIUDWENR AIE
im13216	30-Jun-2020	27-Jun-2020	300,000.00
Outstanding Balance			300,000.00
1989145196	MAURICE NYADIANGA OGINGA		N.A.
IMP. NO. 5793	30-Mar-2017	23-Mar-2017	4,900.00
imp. no.6569	31-May-2017	05-May-2017	30,200.00
imp. no. 6607	30-Jun-2017	23-Jun-2017	30,200.00
Outstanding Balance			65,300.00
20130012314	MIDEU WILLIS OGONYO		N.A.
Imp no 4063	26-Apr-2016	18-Apr-2016	34,000.00
Outstanding Balance			34,000.00
20060001363	ABISAE NDEGE OGALO		N.A.
IMP NO.3253	07-Oct-2014	31-Oct-2014	153,800.00
Outstanding Balance			153,800.00
2007028928	ANDREA OWINO OLOO		N.A.

IMP NO 07690	30-Jun-2018	30-Jun-2018	18,900.00
Outstanding Balance			18,900.00
12	MAMA NGINA CHILDREN'S HOME		N.A.
IMP NO.1544	30/Sep/2014	29/Aug/2014	160,000.00
STD/AUG 2014 FLOAT	31/Dec/2014	07/Nov/2014	158,400.00
Outstanding Balance			318,400.00
20100004733	KENEDY AYIECHO JOHN		N.A.
imp no 10369	15/Sep/2018	15/Oct/2018	208,000.00
imp no 8087	25/Mar/2019	01/Feb/2019	411,500.00
7917		30/Jun/2019	(251,200.00)
imp no 8075	15/Apr/2019	28/Feb/2019	12,600.00
7917		30/Jun/2019	251,200.00
imp no 7944	20/Dec/2019	24/Oct/2019	620,000.00
claim	31/Dec/2019	09/Dec/2019	590,000.00
Outstanding Balance			1,842,100.00
199820016224	GILBERT WASIKE		N.A.
imp 7939	29/Jun/2020	24/Oct/2019	30,000.00
FLOAT		18/Aug/2020	(29,980.00)
Outstanding Balance			20.00
20010006149	ADDAH MERAB AKOTH		N.A.
imp no 8708	15/Apr/2019	28/Feb/2019	56,000.00
Outstanding Balance			56,000.00
20100003987	GEORGE ROMBO ORUDE		N.A.
IMP NO. 1535	30/Sep/2014	29/Aug/2014	125,000.00
IMP NO. 1941	30/Nov/2014	28/Nov/2014	81,800.00
impr. no.4093 to kicosca games	15/Aug/2016	05/Aug/2016	66,700.00
IMP.NO.4290	30/Dec/2016	02/Dec/2016	13,450.00
imp 6053	25/May/2018	26/Apr/2018	41,600.00
imp no 08744	02/Jun/2019	30/Apr/2019	390,000.00
Outstanding Balance			718,550.00
20110005126	NICHOLAS STEPHEN OKOLA		N.A.
IMP/WARRANT NO.1909	31/Oct/2014	15/Oct/2014	21,000.00
Outstanding Balance			21,000.00
20120003385	DOROTHY ATIENO ODHIAMBO		N.A.
IMP/WARRANT NO.1983	30/Nov/2014	25/Sep/2014	100,000.00
Outstanding Balance			100,000.00
20130019591	KENNEDY HONGO AKELLO		N.A.
imp. no. 4094 to kicosca games	20/Aug/2016	05/Aug/2016	151,200.00
Outstanding Balance			151,200.00
ID 7423079	SAMSON JAGERO		N.A.
IMP NO 816	20/Jan/2018	11/Dec/2018	89,000.00
Outstanding Balance			89,000.00
ID10923083	VINCENT OCHIENG ORAYO		N.A.
IMP NO 8034	20/Feb/2019	15/Jan/2019	76,000.00
Outstanding Balance			76,000.00
19990027506	PATRICK OGUTU ODHIAMBO		N.A.
i mp. no. 4339	07/Nov/2016	04/Nov/2016	330,000.00
Outstanding Balance			330,000.00
20020004791	GEORGE ONDIEK ADEL		N.A.
Imp no 1410	25/Oct/2015	16/Oct/2015	4,900.00
Iso no 8709	25/Mar/2019	26/Feb/2019	35,200.00
imp no 8039	15/Apr/2019	28/Feb/2019	14,000.00
claim for sub	31/Dec/2019	09/Dec/2019	576,000.00
Outstanding Balance			630,100.00
20100004019	FREDRICK ONYANGO MUSUMBA		N.A.
imp no 2397	20/Jun/2020	16/Dec/2019	30,000.00
Outstanding Balance			30,000.00

20120003367	CATHERINE AWUOR ONYANGO		N.A.
IMP NO 7134	15/May/2018	17/Apr/2018	25,550.00
Outstanding Balance			25,550.00
ID 13602094	RICHARD AWITI OGIRA		N.A.
PREP/IMP-WARRANT NO.4220	31/Dec/2015	18/Feb/2015	36,000.00
Outstanding Balance			36,000.00
20020004808	RICHARD OMMUSI		N.A.
IMP NO.4205	05/Jan/2014	22/Dec/2014	15,280.00
imrest no 6973	07/Dec/2018	15/Dec/2017	15,000.00
Outstanding Balance			30,280.00
20150098892	PETER OCHIENG DAWO		N.A.
Imp no 1994	20/May/2016	04/May/2016	881,500.00
Outstanding Balance			881,500.00
20120006108	UMMY ABDALLAH		N.A.
PREP-IMP/WARRANT NO.4248	30/Jun/2015	08/Apr/2015	20,000.00
imp no 10396	15/Nov/2018	22/Oct/2018	41,500.00
Outstanding Balance			61,500.00
20140068453	ANDREW ODHIAMBO OTIENDE		N.A.
imp no 8733	15/May/2019	08/Apr/2019	62,800.00
Outstanding Balance			62,800.00
1985050454	MARGARET ADOYO OTIENO		N.A.
imp no 8014	20/Jan/2018	11/Dec/2018	27,500.00
Outstanding Balance			27,500.00
2012032590	DOUGLAS NYAKWARA ONWONG"A		N.A.
imp no 7932	20/Jun/2020	24/Oct/2019	30,000.00
claim for sub	31/Dec/2019	09/Dec/2019	650,000.00
Outstanding Balance			680,000.00
2012033146	PAUL KIPROP BIWOT		N.A.
Imp no 3002	30/Aug/2015	19/Aug/2015	10,500.00
Imp no 1411	20/Oct/2015	09/Oct/2015	7,000.00
IMP. NO. 1440	20/Feb/2016	10/Feb/2016	7,000.00
Outstanding Balance			24,500.00
19850004910	PATRICIAH ANYANGO ODERA		N.A.
imp no 7937	20/Mar/2020	19/Feb/2020	30,000.00
Outstanding Balance			30,000.00
19950006667	JUDITH AWUOR ACHIANJA		N.A.
imp no 7950	20/Apr/2020	31/Mar/2020	30,000.00
Outstanding Balance			30,000.00
19980016886	CAROLYNE AKINYI AGER		N.A.
imp no 7948	20/Jun/2020	13/Nov/2019	30,000.00
Outstanding Balance			30,000.00
1978090265	ROSE OLANDO OWITI		N.A.
Imp no 3050	30/Jun/2016	05/Oct/2015	15,000.00
Imp no 1401	30/Oct/2015	19/Oct/2015	50,250.00
Outstanding Balance			65,250.00
1992007446	CHRISTINE BONARERI ODHIAMBO		N.A.
imp/warrant no. 1546	30/Jun/2015	10/Sep/2014	30,000.00
IMP NO 3019	15/Sep/2015	02/Sep/2015	80,000.00
imprest no 6964	30/Dec/2017	07/Dec/2017	39,700.00
Outstanding Balance			149,700.00
19950007931	ELIZABETH ATIENO ODORO		N.A.
imp no 10375	15/Sep/2018	15/Oct/2018	20,000.00
Outstanding Balance			20,000.00
20010005553	EUNICE AKOTH ODETTE		N.A.
imp no 11669	20/Jun/2020	04/Feb/2020	30,000.00
Outstanding Balance			30,000.00

20160068959	NELSON RUSANA OCHIENG			N.A.
IMPREST NO 6979	05/Jan/2018	15/Dec/2017		15,000.00
Outstanding Balance				15,000.00
20160145728	EDWARD OKOTH OMOL			N.A.
Iso no 8097	25/Mar/2019	01/Mar/2019		109,000.00
8097		11/Jun/2019		(90,000.00)
imp no 8097	15/Apr/2019	01/Mar/2019		69,000.00
Outstanding Balance				88,000.00
19960012471	MAURICE AKUMU ONYANGO			KIUDWENR
Imp no 3219	06/Sep/2015	01/Sep/2015		150,000.00
Outstanding Balance				150,000.00
1986023816	PATRICK ONYANGO KEYA			N.A.
imp no 7897	15/Jun/2019	01/Oct/2018		30,000.00
imp no 8041	20/Feb/2018	07/Jan/2019		500,000.00
IMP 08041		07/Jun/2019		(300,000.00)
Outstanding Balance				230,000.00
19990028585	LILIAN AMONDI ONEYA			N.A.
Office Float	20/Oct/2015	09/Oct/2015		20,000.00
Outstanding Balance				20,000.00
19940012886	GRACE ATIENO OSORE			N.A.
IMP/WARRANT NO.1982	30/Oct/2014	26/Sep/2014		100,000.00
Outstanding Balance				100,000.00
20010004725	BENSON OWANO			N.A.
imp no 8702	15/Apr/2019	28/Feb/2019		124,000.00
Outstanding Balance				124,000.00
20160068897	GEORGE OCHIENG AUMA			N.A.
IMP 6981	14/Apr/2018	15/Mar/2018		19,650.00
Outstanding Balance				19,650.00
2011216572	MARTIN MURONO OWINO			N.A.
imp no 8735	15/May/2019	08/Apr/2019		29,200.00
Outstanding Balance				29,200.00
2011232936	EMILY OHORE			N.A.
IMP NO. 1930	07/Nov/2014	28/Oct/2014		124,500.00
STD/IMP NO. 1930		21/Jan/2015		(123,500.00)
Outstanding Balance				1,000.00
20170104346	MAXWEL OTIENO OBURA			N.A.
IMP NO 7890	15/Oct/2018	01/Oct/2018		44,375.00
imp no 11668	20/Mar/2020	19/Feb/2020		30,000.00
Outstanding Balance				74,375.00
2008029456	JACQUILINE AUMA MUYUMO			N.A.
IMP/WARRANT NO.1911	31/Dec/2014	15/Nov/2014		30,000.00
Outstanding Balance				30,000.00
1982027119	ADDAH ATIENO KASERA			N.A.
IMP NO 10363	15/Oct/2018	01/Oct/2018		61,000.00
imp no 8032	20/Feb/2019	22/Jan/2019		80,000.00
imp no 08040	20/Feb/2019	22/Jan/2019		35,600.00
imp no 8076	15/Apr/2019	28/Feb/2019		14,400.00
imp no 8731	26/May/2019	16/Apr/2019		420,000.00
Outstanding Balance				611,000.00
19990027579	FLORENCE AWINO OJWANG			N.A.
IMP.NO.4320	30/Oct/2016	19/Oct/2016		10,000.00
Outstanding Balance				10,000.00
20000015163	LETENSIA AWINO OKELLO			N.A.
imp no 7949	20/Jun/2020	13/Nov/2019		30,000.00
Outstanding Balance				30,000.00
2007066403	WEKESA FRED WAFULA			N.A.
imp 11700	30/May/2020	31/Mar/2020		19,205.00

Outstanding Balance			19,205.00
1990026436	ZACHARY NYAIRO OKORA		KIU chief officer
IMP/WARRANT NO. 1950	31/Dec/2014	09/Dec/2014	408,500.00
Outstanding Balance			408,500.00
1988094122	JOSEPH NDINYO BUCHAMU		N.A.
Imp no 4102	03/May/2016	20/Apr/2016	33,600.00
IMP NO 005740	15/Feb/2016	10/Feb/2017	12,600.00
Outstanding Balance			46,200.00
1987121659	ROSEMARY ATIENO OTIENO		N.A.
imp no 10377	15/Nov/2001	17/Oct/2018	26,400.00
IMP 10377		13/Nov/2018	(24,600.00)
imp no 08034	15/Dec/2018	14/Nov/2018	27,400.00
Outstanding Balance			29,200.00
2007036688	EUNICE AKINYI ONGUKA		N.A.
imp no 10376	15/Nov/2018	18/Oct/2018	30,000.00
Outstanding Balance			30,000.00
2007038290	BENSON OUMA NYAGOL		N.A.
IMP NO 8870	30/Mar/2020	04/Feb/2020	112,000.00
TELECONFRENCING	30/May/2020	22/Apr/2020	300,000.00
Outstanding Balance			412,000.00
2007051808	YVONNE ANYANGO NYAKWAMBA		N.A.
imp 6377	20/May/2018	23/Apr/2018	30,000.00
IMP NO 6377		08/Jun/2018	(29,630.00)
Outstanding Balance			370.00
2008002292	SOPHIE ACHIENG CHUCHU		N.A.
IMP NO. 1902	30/Sep/2014	17/Sep/2014	30,000.00
Outstanding Balance			30,000.00
GRAND TOTAL			114,831,010.00

12 copy

ANNEX 11

Schedule for Retention received from Contractors

Date	Name of the company	Amount (Kshs,)
27-Dec-19	Halija Construction	76,069.30
7-Jan-20	Kisumu Marinetime Centre	184,055.10
9-Jan-20	Abelard Enterprises	429,939.90
9-Jan-20	Davsil General	373,427.20
9-Jan-20	Aroma Developers	324,910.20
9-Jan-20	Splendid Projects	322,139.00
9-Jan-20	Mesal Construction	278,690.00
29-Jan-20	Witchwil Enterprises ltd)	65,449.50
29-Jan-20	Pakimbi General Merchants	53,084.50
29-Jan-20	Sehawi Enterprises	22,318.40
13-Feb-20	Damtech Enterprises	5,100,461.60
13-Feb-20	chaju builders	4,313,624.40
13-Feb-20	Pinnie Agencies Ltd	2,930,313.70
13-Feb-20	Pinnie Agencies Ltd	2,766,298.90
1-Apr-20	Sonibo Ltd	332,315.10
1-Apr-20	Diwosar Enterprises	232,162.50
1-Apr-20	Danscotec Enterprises	227,665.50
1-Apr-20	Shanaiza Enterprises	226,580.00
1-Apr-20	Abela Investments	224,840.00
1-Apr-20	Fastlink Express Ltd	199,546.60
1-Apr-20	Nyobonyo Enterprises	169,652.70
8-Apr-20	mwangaza Civil Works Rehabilitation of streetlights	297,105.00
8-Apr-20	(SJ Developers	289,916.90
8-Apr-20	Mericider Enterprises	208,540.00
8-Apr-20	Nouvel Ecriete	206,970.00
9-Apr-20	Sonye Construction	289,907.30
10-Apr-20	Frabe Contractors	289,864.10
11-Apr-20	Westhomes Electrical and General	285,500.00
12-Apr-20	Islington Drove Ltd	278,445.00
13-Apr-20	Aletheia Enterprises	277,990.00
14-Apr-20	Berijoh Agencies	276,107.00
15-Apr-20	Eltmon Edge Enterprises	268,160.00
16-Apr-20	Dodet Agencies	256,988.00
17-Apr-20	Tita Shuttle Investments	234,390.00
15-Jun-20	Maslany Construction	114,960.00
15-Jun-20	Perfect Services Enterprises	105,583.00
23-Jun-20	Sonara Ventures Ltd	449,914.10
23-Jun-20	Awot Enterprises ltd	410,566.90
23-Jun-20	Nyanza Holdings	387,393.30
23-Jun-20	Lenacha and Sons Building	378,852.90
23-Jun-20	Lavrox Company Ltd	354,124.80



12 Copies

23-Jun-20	Nyanza Holdings	288,233.25
23-Jun-20	Ceetech Construction	213,218.85
23-Jun-20	Sadajo Ltd	198,339.00
29-Jun-20	Waymax Enterprises	487,009.55
29-Jun-20	Geosco Construction Ltd	414,007.35
29-Jun-20	Braze Ltd	309,765.05
29-Jun-20	Scolper Scovique Ltd	237,813.40
29-Jun-20	Lancone Investment Company	156,568.85
29-Jun-20	Mugelleh Investments Ltd	123,968.80
29-Jun-20	Co and Brothers Ventures	49,215.55
30-Jun-20	Naliye Agencies	397,523.10
30-Jun-20	Nyams Trading company Ltd	380,056.00
	Total	27,770,541.15