

REPUBLIC OF KENYA



Enhancing Accountability

REPORT


OF

THE AUDITOR-GENERAL

ON

RUIRU MUNICIPALITY

**FOR THE YEAR ENDED
30 JUNE, 2024**







RUIRU MUNICIPALITY

County Government of Kiambu

ANNUAL REPORT AND FINANCIAL STATEMENTS
FOR THE FINANCIAL YEAR ENDED
30TH JUNE, 2024

Prepared in accordance with the Accrual Basis of Accounting Method under the International
Public Sector Accounting Standards (IPSAS)

*County Government of Kiambu
Ruiru Municipality
Annual Report and Financial Statements for the year ended June 30, 2024*

Contents

1. ACRONYMS & GLOSSARY OF TERMS	IV
2. KEY ENTITY INFORMATION AND MANAGEMENT.....	V
3. MUNICIPALITY BOARD.....	VIII
4. KEY MANAGEMENT TEAM.....	XI
5. MUNICIPALITY BOARD CHAIRPERSON'S REPORT	XIII
6. REPORT OF THE MUNICIPALITY MANAGER.....	XVI
7. STATEMENT OF PERFORMANCE AGAINST PREDETERMINED OBJECTIVES FOR THE FY 2023/2024	XVII
8. CORPORATE GOVERNANCE STATEMENT	XIX
9. MANAGEMENT DISCUSSION AND ANALYSIS	XX
10. ENVIRONMENTAL AND SUSTAINABILITY REPORTING	XXI
11. REPORT OF THE MUNICIPALITY BOARD MEMBERS.....	XXV
12. STATEMENT OF MANAGEMENT'S RESPONSIBILITIES.....	XXVI
13. REPORT OF THE INDEPENDENT AUDITOR.....	XXVIII
14. STATEMENT OF FINANCIAL PERFORMANCE FOR THE YEAR ENDED 30 TH JUNE 2024	1
15. STATEMENT OF FINANCIAL POSITION AS AT 30 TH JUNE 2024.....	2
16. STATEMENT OF CHANGES IN NET ASSETS FOR THE YEAR ENDED 30 TH JUNE 2024	4
17. STATEMENT OF CASH FLOWS FOR THE YEAR ENDED 30 TH JUNE 2024	5
18. STATEMENT OF COMPARISON OF BUDGET & ACTUAL AMOUNTS FOR YEAR ENDED 30 TH JUNE 2024.....	6
19. NOTES TO THE FINANCIAL STATEMENTS.....	7
ANNEXES	32

1. Acronyms & Glossary of Terms

PSASB	Public Sector Accounting Standards Board
FY	Financial Year
OSHA	Occupational Safety & Health Act
DOSH	Department of Occupational Health and Safety
KUSP	Kenya Urban Support Programme
MAUD	Municipal Administration and Urban Development
OAG	Office of the Auditor General
UACA	Urban Areas and Cities Act
AUIP	Annual Urban Investment Plans
ISUDP	Integrated Strategic Urban Development Plans
IPSAS	International Public Sector Accounting Standards
APA	Annual Performance Assessment
IDEP	Integrated Development Plans
PAP	Project Affected Persons
P4R	Performance for Results
PFMA	Public Finance Management Act
PPADA	Public Procurement and Disposal Act
NMT	Non-Motorized Transport
NEMA	National Environment and Management Authority
CIDP	County Integrated Development Plan
SDG	Sustainable Development Goals
ESMP	Environmental and Social Management Plan

2. Key Entity Information and Management

a) Background information

Ruiru Municipality was established by and derives its authority and accountability from Urban Areas and Cities Act No. 13 of 2011 and Cities and Municipal Charter on 27th June, 2018, the Municipality is under the County Government of Kiambu and is domiciled in Kenya.

b) Principal Activities

The municipality vision is to provide affordable, reliable and equitable distribution of services by creating a world class industrial and technological hub through harnessing partnerships and promoting green energy use.

The municipality's mission is to be an innovative and sustainable industrial city.

The municipality will strive to achieve the above Mission by:

- a) Contributing actively to the development of its environment, human and social capital;
- b) Offering high-quality services to all who live in, do business in or visit Ruiru Municipality; and being known for its responsive, efficient, effective

c) Key Management

The Municipality management is under the following key organs:

- County department of in charge of Municipalities i.e. municipal Administration and Urban development
- Board of Management
- Municipal Manager
- Management
- County Planning and Urbanization Assembly Committee

d) Fiduciary Management

The key management personnel who held office during the financial year ended 30th June, 2024 and who had direct fiduciary responsibility were:

SN	Position	Name
1	Municipality Manager	Joanne N. Kihori
2	Resident Engineer	Eng. John Wachira
3	Programme Coordinator	Martin Kangiri
4	Assistant Resident Engineer	Eng. rukunga

e) Fiduciary Oversight Arrangements

- i) Audit and Risk Management Committee-The board sub-committee comprises of three key board members who reports to the overall board on audit and risk matters. Members who sit in this committee are representatives of professional bodies who are in good standing.
- ii) Kiambu County Assembly: The municipal budget is anchored in the department of Land, Housing Physical Planning Municipal Administration and Urban Development before execution, it's approved by the County Assembly of Kiambu. Quarterly reports are also submitted to ensure budget executions are adhered.
- iii) Kenya Urban Support Program – The State Department of Housing and Urban Development manages the overall grant for all the municipalities in the counties. As part of their monitoring, the County submit quarterly statements of expenditure as part of control
- iv) Office of the Auditor General: The OAG has a statutory obligation where it audits financial statements for all the municipals in the County
- v) Internal Audit: The county has a vibrant internal audit office that undertakes internal controls for the undertaking of the programs.
- vi) World Bank Office: This is the main donor of the program and undertakes impact assessments on improvement of urban areas in the counties to support devolution.

f) Registered Offices

P.O. Box 2344-00900
Ruiru Municipal Manager's Office
Off Ruiru-Kiambu Road,
KENYA

g) Contacts

Telephone: 0718318881
E-mail: ruirumunicipality@kiambu.go.ke
Website: <https://kiambu.go.ke/ruiru-municipality>

h) Bankers

Commercial Banks
Family Bank, Ruiru Branch
A/c No-024000031555, Ruiru Branch.




i) Independent Auditor

Auditor General
Office of The Auditor General
Anniversary Towers, University Way
P.O. Box 30084
GPO 00100
Nairobi, Kenya



j) Principal Legal Adviser

The Office of the County Attorney
County Government of Kiambu
P.O. Box 2344 - 00200
Kiambu, Kenya

3. Municipality Board

Name	Details of qualifications and experience
<p>1. Samuel Mwaniki</p>  <p>Independent Board Member</p>	<p>Age: 45 Samuel Mwaniki Waithaka. ID.2051538 Dip.in industrial chemistry, Dip.in Management, Dip.in safety Aviation (international)certificate in fire and safety. A member of Occupational health and safety. Chairman Board of Management Wahundura high Sch, Uhuru Kenyatta Sec. Chairman Kahawa Sukari Welfare association, Municipal Board, Ruiru. Finance, Revenue & Audit committee Legal committee</p>
<p>2. Dr. David Muchina Kamau</p>  <p>Independent Board Member</p>	<p>Age:50 Academic profession: Harvesters Bible College-Diploma in Theology Pathfinder International-Certificate on paralegal free aid/counselling, Luther Rice Institute Work experience: C.E.O-Goshen Havilah Ltd, Director at Denkam Education Centre, Director at Leanmol Senior Academy, Bishop at Shalom Christ Ambassador Miracle Church of Africa - Infrastructure Development Committee Finance, Revenue & Audit committee</p>
<p>3.Hon. Salome Kimata OGW</p>  <p>Independent Board Member</p>	<p>Age: 43 She is a social practitioner holder of Bachelor of Arts in Public Administration and Governance & Executive Masters in Business Administration. She has over 20 years working experience in NGO; s, Private & Public Sectors where she served in different capacities i.e., Legislator, Executive Director, Program Coordinator, Project Head, Advocacy Manager and Senior Computer Programmer, Founder of United Disability Empowerment in Kenya (UDEK). Currently engaged in Disability Inclusive Development training for CBM International partner organizations for a disability inclusive health system targeting Kiambu county among other counties.</p>

	<p>Currently working at Forces Network Global serving as Inclusion & Diversity Director. She has received several recognition awards by the Government, Private Sector and UN Agency On advocacy and capacity building. Legal committee Gender Mainstreaming committee</p>
<p>4. Monica Muthoni Mwangi</p>  <p>Independent Board Member</p>	<p>Age:45 Academic profession: Masters of Business Administration Swiss Management Academy, Nairobi Bachelor of Business (Marketing & Management), Edith Cowan University, Australia Work experience: Sales & Marketing Manager, Nairobi Law Monthly Publication Manager, Venjack Ltd Gender Mainstreaming committee Finance, Revenue & Audit committee</p>
<p>5. Simon Githiora Njuguna (Rev.)</p>  <p>Independent Board Member</p>	<p>Age: 54 Academic profession: Masters of Theology in peace building BBA Bachelor of Business Administration (HRM) CPA I Certified Public Accountant Work experience: Church Minister National Youth Director, Head of Department and departmental staff, Coordination, network and Partnership in charge of international engagements. Infrastructure Development Committee Finance, Revenue & Audit committee Legal committee Gender Mainstreaming committee</p>
<p>6. Francis K. Kaminju</p>	<p>Age: 65 Years Education: Higher National Dip. Business Management National Dip. B. Management part two Advanced National Cert. Business Administration Materials Monitoring and Food Control System (NCPB) Six sigma Green Belt Training. (GEII)</p>

 <p>Independent Board Member</p>	<p>Computer Software Applications. East African Certificate of Education. (EACE)</p> <p>Career Backgrounds: Age:53 1997 - 2007: General Electricity International Inc. (Geii) Materials Co-Ordinator/ Administrations Manager. Overhauling and subsequent maintenance work on 35 U26 locomotive engines for Kenya railways Infrastructure Development Committee Finance, Revenue & Audit committee</p>
<p>7. Veronica Gitau</p>  <p>Independent Board Member</p>	<p>Age: 48yrs</p> <p>Academic profession: Diploma – Purchasing &Supplies Management Kenya School of Professional (SPS) Certificate of Training and Leadership St Paul University.</p> <p>Work experience: Kenyatta university- as a Purchasing Officer Super Clear Company - Manager. Legal committee Gender Mainstreaming committee</p>

4. Key Management Team

Name	Details of qualifications and experience
<p>1. Joanne Nduta Kihori - Municipality Manager</p> 	<p>Academic profession: Age: 38 BAC (PR) Daystar University Higher Diploma – Air travel & Related Studies College Customer Care Training –Safaricom Headquarters Sales & marketing, Customer Service Karatina High School</p> <p>Work Experience: Safaricom Headquarters – customer Care Capital Real-time/capital FM – Ssales & Marketing and Customer Service Supervisor EABL (Pilsner Pool Challenge/Tournament)- Assistant Coordinator Nairobi and Coast Region No Bantu enterprises – Founder & Director</p>
<p>2.CECP MAUD</p>  <p>Salome Muthoni Wainaina</p>	<p>Age:52 Salome Wainaina is a holder of a Bachelor of Economics and Political Science degree and has an MBA in Strategic Management. She additionally has certifications in Leadership and Governance courses. She has over 20 years' experience in marketing and strategic management in both private and public sector.</p>
<p>8. Chief Officer MAUD</p> 	<p>Age:39 Martin has an ongoing Ph.D. Urban Economics-University of South Africa, an Executive Diploma in Urban Development - London School of Economics and Political Science, Master of Economics (Finance) and Bachelor of Arts (Economics). Martin is an Economist with over ten years working experience for both public and private sector organizations in Coordination, supervision and promotion of economic ties with development partners. He is the Ag. Chief Officer Municipal administration & Urban Development and the County Programme Coordinator-Kenya Urban Support Programme and the Technical Team Leader (TTL)-Creation of Thika Industrial Smart City, Kabete, Githunguri, Juja, Gatundu.</p>

*County Government of Kiambu
Ruiru Municipality
Annual Report and Financial Statements for the year ended June 30, 2024*

	Githurai and Kimende Municipalities. Current Chief Officer Municipal Administration and urban Development.
--	--

5. Municipality Board Chairperson's Report

Ruiru Municipality is located in Kiambu County and borders Nairobi's City boundary. It is the most populated urban area in the jurisdiction of Kiambu County. It is a dormitory town for the nation's capital and is connected by both rail and road. The urban area covers an area of 292 km² with eight wards that define the municipality. Ruiru has been absorbing Nairobi City's urban overspill due to proximity to the primate city, availability of large tracts of developable land, and their relative lower prices as compared to Nairobi and with improved road accessibility. The improvement of the Nairobi-Thika Superhighway and opening of the Eastern and Northern By-pass roads further increased Ruiru's attractiveness to new developments. Ruiru has since emerged as a busy commercial hub that hosts several industries and is well connected by road and rail to neighbouring towns. Ruiru's fast-paced urban growth, however, was largely market-driven and not guided by deliberate urban planning and coordination. It is thus now challenged with a leap-frogging pattern of urban growth which has resulted to several challenges such as: premature loss of agricultural lands, scattered settlements un-serviced by appropriate public physical infrastructure, environmental degradation, etc. Backlogs in the requisite social infrastructure services such as health and education were also engendered by the planning area's fast population growth.

With the establishment of the Ministry of Nairobi Metropolitan Development, the council fell within the metropolitan boundaries. This was a growth opportunity to the municipality since it enjoyed the benefits attached to it; for instance, the infrastructure improved, specifically the roads due to the construction of the Nairobi-Thika superhighway, construction of the BRT system from Thika to Nairobi and the proposed construction of Ruiru Railway Station.

Ruiru is also an industrial town with several major factories, including Devki Steel Mills, Super Foam, Spinners & Spinners Garment Factory and Ruiru Feeds. It is well served by banks and shopping malls and currently is enjoying a housing boom, as many coffee estates are converted into residential areas, including an upcoming multi-billion Tatu City and Northlands City.

ICT businesses are also emerging, including Smart Edge PASHA center, a digital village by the KICT Board where the community can buy computers and get free computer training.

The Municipality has a number of successes which include;

- ❖ Establishment of the municipality through a charter granted by the Kiambu County Government executive.
- ❖ Establishment of the board and the Municipal Manager's office.
- ❖ Drafting and approval of the Annual Urban Investment Plans.
- ❖ Funding of the municipalities through the World Bank Programme for three consecutive years.
- ❖ Infrastructural projects that have enabled ease of movement of people, goods and services, enhanced security, improved municipal aesthetics amongst others.

The Municipality has also had its fair share of challenges ranging from:

- ❖ Delayed delegation of municipal functions by the County Government.
- ❖ Inadequate budgetary allocations to meet the infrastructure needs of the municipality.
- ❖ Lack of adequate political goodwill by the county executive in the day to day running of the municipality's activities including lack of budgetary allocation to the Municipality.
- ❖ Delayed municipal board remuneration.
- ❖ Gender balance quorum in the board.

Ruiru Municipality was established through a charter dated 27th June 2018. Ruiru Municipality has 8 wards namely; Biashara, Gitothua, Gatong'ora, Kahawa Wendani, Kahawa Sukari, Mwiki, Mwhoko and Kiuu. Ruiru Municipality's Population was 490,007 as per (2019 Census).

The Municipal manager was appointed in accordance with the Urban Areas and Cities Act, 2011 (Amended 2019) and reports to the Municipal Board. The Municipal Board was established, inaugurated and is headed by a chairperson elected by the Board members.

Since the establishment of the Municipality through the Kenya Urban Support Programme, as guided by the Urban Areas and Cities Act, 2011 (Amended, 2019) the Municipality has been allocated Ksh 1,094,827,116 for the last three financial years. The money has been utilized on infrastructural projects ranging from roads, street lighting, fire and disaster management equipment, liquid and solid waste management, urban aesthetics, recreational facilities, non-motorized transport among others.

The management of these projects are overseen by Project Implementation Teams which handle various issues ranging from Environmental issues, social safeguard issues, and contract payment structures.

These projects have changed the face of the municipality with the following key benefits realized:

- ❖ Street lighting has helped beef up security as well as enabling more night working hours for traders in the informal sector such as street hawkers and vendors.
- ❖ The constructed sewer lines have helped lower construction costs to building developers as well as managing liquid waste more efficiently.
- ❖ Public parks contribute to the carbon sinks of the highly urbanized municipality as well as providing a place where people can recreate.
- ❖ Job creation.
- ❖ Newly constructed roads enhance the movement of goods, people and services.

A number of challenges have however been realized, ranging from:

- ❖ Inadequacy of funds to invest more on infrastructural projects to serve the high population.
- ❖ Vandalism of street furniture such as road signs.
- ❖ Overlapping of the board's functions with those of the Sub County Administrator.
- ❖ Delayed delegations of functions as stipulated by UACA 2011, (Amended 2019).

Future outlook of the Municipality Board

As per the strategic focus areas outlined in the Municipal Draft Strategic Plan (2022-2027), emphasis has been put on the following areas; ease of doing business, employment creation, environmental sustainability, health, youth and gender empowerment, education, trade and industry as well as improving the overall road connectivity of the municipality. Our ability to serve the public in Ruiru municipality has been clearly outlined and an exciting future lies ahead if we all work together to make this the incredible Municipality that our children will inherit from us.

On the governance front, the Board inducted 6 new board members into the activities and operations of the Municipality. The 6 members have brought on the board fresh and diverse perspectives and increased the efficiency and reach of the Municipality.

Name: Samuel Mwaniki



Ruiru Municipality, Board Chairman.

6. Report of the Municipality Manager

I am pleased to present the annual report and financial statement of Ruiru Municipal Board and demonstrate how far we have come.

Ruiru Municipal Board has continued to operate within a progressively challenging environment. The municipality has come up with a strategic plan 2022/23- 2027/28 anchored to the CIDP III. It will be used to improve service delivery and ensure achievement of set targets emphasizing on areas of priority in UACA 2011 amended 2019.

Financial Overview

The financial performance during the period was dependent on the Annual Performance Appraisal (APA) on the performance of the municipality under KUSP- World Bank conditional grant which is a Performance for Results Program(P4R). The municipality was able to absorb all the funds granted in the grant during the FY 2023/24.

Public Participation

The municipality was able to conduct several citizen fora, stakeholder forums and various citizen engagement facilitated by the World Bank Fund and the Municipal Administration Department Kiambu County.

Staff Acquisition

The municipality has requested for the deployment of staff in line with the proposed governance and institution framework proposed to the county for the operationalization of the municipality.

Future Plans

Ruiru municipality has however faced similar challenges over the years including – low funding, lack of budget vote head, lack of designation for all officers despite numerous requests to the county. The municipality will continue to partner with development partners to strengthen municipalities.

Name: Joanne N. Kihori



Municipality Manager

7. Statement of Performance Against Predetermined Objectives for the FY 2023/2024

Introduction

Section 164 (2) (f) of the Public Finance Management Act, 2012 requires that, at the end of each financial year, the Accounting Officer for a County Government entity shall prepare financial statements in respect of the entity in formats to be prescribed by the Accounting Standards Board including a statement of the county government entity's performance against predetermined objectives. The key development objectives of the Ruiru Municipality are:

- a) Provide quality physical infrastructure.
- b) Urban planning.
- c) Urban governance and administration

Most of the projects listed below were continuing projects from FY 2022/2023 since there was no funding for the year FY 2023/2024.

Detailed analysis for each objective and outcome is presented in the table below:

Programme Name: Ruiru Municipality						
Objective: To Improve Infrastructural Developments in Ruiru Municipality and its Urban Areas						
Outcome: Creation of liveable cities, improved urban infrastructure, revenue improvement						
Sub Programme	Key output	Key performance indicator	Baseline			
			Year	Value	Planned Target FY 23/24	Actual FY 23/24
General Administration & Support Services: Costing of Salaries	Improved efficiency and effectiveness in quality service delivery	No. of Officers Recruited	2022	0	2	1
Staff Training and development programs	Sustainable and satisfied work force	No. of staff sponsored for promotional, refresher courses & CPD programs	2022	0	10	12
Operation & Maintenance: General office	Consistency of information, methods, skills and controls	No. of offices equipped & furnished and general office maintenance	2022	0	1	1
Construction and upgrading of Municipal Infrastructures	Improvement of Roads	Kilometres of Roads Constructed	2022	km	10km	10km
	Improvement of Sewer System	Kilometres of Sewer lines constructed	2022	km	0km	0km
	Improvement of Street Lighting	No. of Street Lights Installed	2022	0	70	60
	Improvement of Bus Parks	No. Bus parks Rehabilitated	2022	0	0	0

*County Government of Kiambu
Ruiru Municipality
Annual Report and Financial Statements for the year ended June 30, 2024*

	Improvement of Market sheds & Ablution Blocks	No. of Market sheds & Ablution Blocks	2022	0	0	0
	Construction & Rehabilitation of Stadium	No. of Stadia built or rehabilitated	2022	0	0	0
	Provision of Waste Management & Equipment	No. of Waste Management stations constructed or/& Equipment bought	2022	0	0	0
	Improvement of NMT & Parking Lots	No. of NMTs & Parking Lots constructed	2022	km	8km	8km
	Construction of Recreational centers	No. Recreational facilities Constructed	2022	0	0	0
	Construction of Fire station and Purchase of Disaster management Equipment	No. of Fire stations constructed and Disaster management Equipment Purchased	2022	0	0	0
	Construction of Storm water Drains	Kilometers of storm water Drains Constructed	2022	km	10 km	10 km
Renewable Energy and Climate Change	Incorporation of green energy as an alternative source of power within the municipality	No. of KWh units of wind energy generated	2022	0	0	0
		Volume of bio gas produced	2022	0	0	0
		No. of KWh units of solar PV energy generated	2022	0	0	0
Total						

8. Corporate Governance Statement

Process of appointment and removal of Board members-

Ruiru Municipality Board has been appointed and fully constituted through a competitive process by the county executive committee, with the approval of the county assembly as per the Urban Areas and Cities Act 2011.

Removal of any board member can only be done by the county governor, the board, supported by the vote of at least two-thirds of the members of the board and upon petition by the residents of a city or municipality.

Roles and functions of the Municipality Board members

The Boards major roles and functions include but is not limited to:

- (a) oversee the affairs of the city or municipality;
- (b) develop and adopt policies, plans, strategies and programmes, and may set targets for delivery of services;
- (c) formulate and implement an integrated development plan;
- (d) monitor and, where appropriate, regulate city and municipal services where those services are provided by service providers other than the board of the city or municipality;
- (e) establish, implement and monitor performance management systems
- (f) as may be delegated by the county government, promote and undertake infrastructural development and services within the city or municipality;

Induction and training, Municipality Board members and member's performance

The board has been inducted and trained on project management, corporate ethics, social safeguard issues and process of creating a municipal strategic plan among others.

Number of Municipality Board meetings held and the attendance to those meetings by members

The Board holds four board meetings annually in addition to the committee meetings

Succession plan

A board member is only allowed to hold office for a 5-year term.

Existence of a service charter

The Board has an established charter

Board remuneration

The Board is remunerated as per the salaries and remuneration commission guidelines.

9. Management Discussion and Analysis

The municipality has increased revenue collection improving financial performance of the entity within the year by improving service delivery and enforcement.

The county devolved all functions to the municipalities thus making them autonomous.

	Project	Project Budget	Awarded Budget	Overall Progress
1	Upgrading of Full Gospel Kamiti Rd to Githunguri Primary Bypass Road to bituminous standards.	50,000,000	47,640,257.50	Project Complete & In Use
2	Upgrading of Ruiru Town Parking lots and NMT to Paving Blocks standards and improved drainage in Ruiru Municipality	50,000,000	50,344,174.29	Project Complete & In Use
3	Upgrading of Kahawa Wendani Maguna to Kiuu river road to bituminous standards	50,000,000	46,308,827.19	Project Complete & In Use
4	Upgrading of Gitothua Mama Shop to Bypass Road and upgrading of 300 metres road near Chief Camp in Gatong'ora to bituminous standards in Ruiru Municipality	50,000,000	47,044,853.86	Project Complete & In Use

Compliance with statutory requirements

The municipality is compliant with the various statutory requirements:

- NEMA requirements were complied with by obtaining the licenses for our projects
- KRA on remittance of statutory deductions

Major risks facing the organization

1. Unaligned Ruiru Municipality Charter

The municipality needs support and goodwill from the County Government for the charter to be reviewed and aligned to the UACA 2011. (Amended, 2019).

2. Lack of implementation of the Governance and Institutional Framework

The municipality needs support and goodwill from the County Government for deployment of staff and delegation of responsibilities according to the UACA 2011. (Amended,2019).

10. Environmental And Sustainability Reporting

Ruiru municipality exists to transform lives. This is our purpose; the driving force behind everything we do. It's what guides us to deliver our strategy, which is founded on three pillars of sustainability ie economic viability, environmental protection and social equity: putting the residents/Citizen first, delivering relevant goods and services, and improving operational excellence. Below is a brief highlight of our achievements in each pillar.

1. Sustainability strategy and profile.

A sustainability responsibility strategy is a prioritized set of actions. It provides us with agreed framework to focus investment and drive performance, as well as engage in internal and external stakeholders within the municipality. Sustainability responsibility has helped has to make decision mostly on natural resource use where by the resources available are utilized responsibly not only for the current generation but also for the future use. The municipality sustainability strategy has been informed by various sustainable development efforts where the municipality is focused on SDG no. 11 which is to 'make cities and human settlements inclusive, safe, resilient and sustainable urban areas which ensures effective urban development and management'. Programmes of the National Government and the CIDP also informs that sustainability strategy of the municipality. The municipality has been able to develop a strategic plan anchored in the CIDP III of the Kiambu County Government. This strategic plan, a product of public participation considers the five pillars of sustainability: Governance, The Economy, Environment, Culture and Social pillars.

2. Environmental performance

The municipality is located next to rich agricultural areas and recognizes that environmental sustainability as the greatest challenge of the 21st century and commits to ensuring that all its major strategies and operations consider their environmental and ecological aspects and impacts. This has been achieved by increasing forest cover within the municipality by planting more trees in public institutions roads and giving out seedlings to the community.

The Municipality has a robust Solid Waste Management Policy and Solid Waste Management Plan approved by the Municipal Board. This policy framework is a response to the growing challenges of solid waste management within the municipality and creates a blueprint for:

- a. Protecting public health and environment
- b. Facilitating public and private sector collaboration and participation.

- c. Encouraging full stakeholder support.
- d. Unfolding of more detailed plants, programmes and project
- e. Structure planning and sustainability
- f. Effective and achievable implementation and monitoring
- g. Promoting greater public awareness and behavior change.

The municipality has ensured that contractors adhere strictly to their Environmental and Social Management Plans (ESMP) prepared by the municipality and contractors

The ESMPs prepared are based on an overall environmental and social assessment, which includes

- (i) the general baseline at project areas
- (ii) Evaluation of potential environmental and social impacts of different project components and subcomponents and
- (iii) Assessment of environmental practices in different ongoing and completed projects. This standardized ESMPs provides the guidelines for the preparation of all mitigation plans to respond to the anticipated project impacts once projects begin after contractors are procured.

3. *Employee welfare*

Currently, the hiring of employees is guided by the County Public Service Board with a manager appointed on 27 June 2018. Four more employees i.e., Civil and Electrical Engineer, Surveyor and Environment Officer were seconded to the manager by the Chief Officer, Municipal Administration to assist the manager in the implementation of the Kenya Urban Support Program -World Bank Grant.

Policies that guide Staff development are currently undertaken by the Department of Municipal Administration although the municipality has been willing to take care of its own employees.

The municipality has requested for the deployment of more staff in order to discharge its mandate under the UACA 2011, 2019 after delegation of responsibilities by the County and its allocation of attendant resources.

The municipality always ensures that contractors of projects stay on compliance to the *Occupational Safety and Health Act of 2007*, OSHA guidelines and require registration of contractors with Department of Occupational Health and Safety (DOSHS).

4. Market place practices

The municipality has increase established more market centres to improve support the economic development for the farmers and other traders within and outside municipality.

The market centers are established in line with modern standards to promote sustainability solid waste management and promote economic growth.

a) Responsible competition practice.

The municipality has ensured that all its practices adhere to the relevant legal and institutional framework including the competition act (2010). Procurement of contractors is done through competitive bidding and preventing unfair and misleading market conduct;

b) Responsible Supply chain and supplier relations

The municipality has ensured that all its practices adhere to the relevant legal and institutional framework including the Public Procurement and Asset Disposal Act (2015)-PPADA and the Public Procurement and Asset Disposal Regulations (2020)-PPADR, Circulars from County and National Government and Executive Orders from the Office of the President. This is included in procurement planning, procurement processing, inventory and asset management, disposal of assets and contract management.

The Municipality also maintains good relationships and has ensured that suppliers and contractors are treated fairly and equally.

c) Responsible marketing and advertisement

The municipality has ensured advertisement for competitive bidding of projects as well as public participation forums.

d) Product stewardship

Consumer rights in Kenya are fundamental rights afforded to consumers provided for under the Bill of Rights in the Constitution of Kenya (2010). Article 46(1) (TCK) provides that consumers have certain rights in respect of goods and services offered by public entities or private persons: -

- To goods and services of reasonable quality;
- To the information necessary for them to gain full benefit from goods and services;
- To the protection of their health, safety, and economic interests; and
- To compensation for loss or injury arising from defects in goods or services.

The municipality is aware of the legal framework protecting these rights in the undertaking of infrastructural projects and consumption of public goods and service delivery.

5. *Community Engagements*

The municipality has undertaken various CSR engagements within the projects undertaken in the municipality sensitizing the community on their health. In particular, the municipality did a HIV /AIDs campaign within the projects undertaken within the F/Y 2023/24.

The municipality also undertook awareness campaigns on COVID-19 prevention and care by buying masks and ensuring COVID protocols are adhered to in the workplace.

11. Report of the Municipality Board Members

The Board Members submit their report together with the audited financial statements for the period ended 30th June 2024 which shows the state of the municipality's affairs.

Principal activities

The principal activity of the Municipality is to strengthen urban institutions and to provide the necessary urban infrastructure to the residents.

Performance

The performance of the Municipality for the financial period ended 30th June, 2024 is set out on section 8 of this report.

Board Members

The members of the Board who served during the year are shown as per section 2 of this report.

Auditors

The Auditor General is responsible for the statutory audit of the Municipality in accordance with Article 229 of the Constitution of Kenya and the Public Audit Act 2015.



Name: Joanne N. Kihori
Secretary of the Board

12. Statement of Management’s Responsibilities

Section 180 of the Public Finance Management Act, 2012 requires that, at the end of each financial year, the Accounting Officer of the Municipality established by Urban Areas and Cities Act No. 13 of 2011 shall prepare financial statements in accordance with the standards and formats prescribed by the Public Sector Accounting Standards Board.

The Municipality manager is responsible for the preparation and presentation of the Municipality’s financial statements, which give a true and fair view of the state of affairs of the Municipality for and as at the end of the financial year ended on June 30, 2024. This responsibility includes: (i) maintaining adequate financial management arrangements and ensuring that these continue to be effective throughout the reporting period, (ii) maintaining proper accounting records, which disclose with reasonable accuracy at any time the financial position of the Municipality, (iii) Designing, implementing and maintaining internal controls relevant to the preparation and fair presentation of the financial statements, and ensuring that they are free from material misstatements, whether due to error or fraud, (iv) Safeguarding the assets of the Municipality, (v) Selecting and applying appropriate accounting policies, and (vi) Making accounting estimates that are reasonable in the circumstances.

The Municipality Manager accepts responsibility for the financial statements, which have been prepared using appropriate accounting policies supported by reasonable and prudent judgments and estimates, in conformity with International Public Sector Accounting Standards (IPSAS), and in the manner required by the PFM Act, 2012 and *Urban Areas and Cities Act No. 13 of 2011*. The Municipality Manager is of the opinion that the financial statements give a true and fair view of the state of Municipality’s transactions during the financial year ended June 30, 2024, and the financial position as at that date.

The Municipality Manager further confirms the completeness of the accounting records which have been relied upon in the preparation of financial statements as well as the adequacy of the systems of internal financial control. In preparing the financial statements, the Municipality Manager has

County Government of Kiambu
Ruiru Municipality
Annual Report and Financial Statements for the year ended June 30, 2024

assessed the Municipality's ability to continue as a going concern and disclosed, as applicable, matters relating to the use of going concern basis of preparation of the financial statements.

Nothing has come to the attention of the Municipality Manager to indicate that the Municipality will not remain a going concern for at least the next twelve months from the date of this statement.

Approval of the financial statements

The Municipality's financial statements were approved by the Board on 16th September 2024 and signed on its behalf by:



Name: Samuel Mwaniki

Chairperson of the Board




Name: Joanne N. Kihori

Municipal Manager

REPUBLIC OF KENYA

Telephone: +254-(20) 3214000
Email: info@oagkenya.go.ke
Website: www.oagkenya.go.ke



HEADQUARTERS
Anniversary Towers
Monrovia Street
P.O Box 30084-00100
NAIROBI

REPORT OF THE AUDITOR-GENERAL ON RUIRU MUNICIPALITY FOR THE YEAR ENDED 30 JUNE, 2024

PREAMBLE

I draw your attention to the contents of my report which is in three parts:

- A. Report on Financial Statements that considers whether the financial statements are fairly presented in accordance with the applicable financial reporting framework, accounting standards and the relevant laws and regulations that have a direct effect on the financial statements;
- B. Report on Lawfulness and Effectiveness in the Use of Public Resources which considers compliance with applicable laws, regulations, policies, gazette notices, circulars, guidelines and manuals and whether public resources are applied in a prudent, efficient, economic, transparent and accountable manner to ensure the Government achieves value for money and that such funds are applied for the intended purpose; and,
- C. Report on Effectiveness of Internal Controls, Risk Management and Governance which considers how the entity has instituted checks and balances to guide internal operations. This responds to the effectiveness of the governance structure, risk management environment and internal controls, developed and implemented by those charged with governance for orderly, efficient and effective operations of the entity.

A Qualified Opinion is issued when the Auditor-General concludes that, except for material misstatements noted, the financial statements are fairly presented in accordance with the applicable financial reporting framework. The Report on Financial Statements should be read together with the Report on Lawfulness and Effectiveness in the Use of Public Resources, and the Report on Effectiveness of Internal Controls, Risk Management and Governance.

The three parts of the report are aimed at addressing the statutory roles and responsibilities of the Auditor-General as provided by Article 229 of the Constitution, the Public Finance Management Act, 2012, and the Public Audit Act, 2015. The three parts of the report when read together constitute the report of the Auditor-General.

REPORT ON THE FINANCIAL STATEMENTS

Qualified Opinion

I have audited the accompanying financial statements of Ruiru Municipality set out on pages 1 to 31, which comprise the statement of financial position as at 30 June, 2024

and the statement of financial performance, statement of changes in net assets, statement of cash flows and statement of comparison of budget and actual amounts for the year then ended and a summary of significant accounting policies and other explanatory information in accordance with the provisions of Article 229 of the Constitution of Kenya and Section 35 of the Public Audit Act, 2015. I have obtained all the information and explanations which to the best of my knowledge and belief, were necessary for the purpose of the audit.

In my opinion, except for the effect of the matters described in the Basis for Qualified Opinion section of my report, the financial statements present fairly, in all material respects, the financial position of the Ruiru Municipality as at 30 June, 2024 and of its financial performance and its cash flows for the year then ended, in accordance with International Public Sector Accounting Standards (Accrual Basis) and comply with Urban Areas and Cities Act, 2011 and the Public Finance Management Act, 2012.

Basis for Qualified Opinion

1. Inaccuracies in the Financial Statements

Review of the financial statements revealed the following inconsistencies:

- i. The statement of cash flows reflects net cash flows from operating activities amounting to Kshs.(9,645) and Kshs.1,140,487 for 2023/2024 and 2022/2023 financial years respectively. However, Note 28 to the financial statements reflects nil balances for cash generated from operations.
- ii. The statement of comparison of budget and actual amounts reflects nil performance difference for infrastructure projects payment and finance costs-bank charges. However, recomputation of the balances revealed infrastructure projects payment and finance costs-bank charges amounting to Kshs.640,567 and Kshs.5,355 respectively. Further, the statement reflects nil total expenditure and deficit for the period under performance difference column. However, recomputation of the balances revealed total expenditure and surplus for the year amounting to Kshs.645,922.
- iii. Note 22 to the financial statements reflects property, plant and equipment comparative year net book value amounting to Kshs.217,032,007. However, the prior year audited financial statements reflects property, plant and equipment net book value amount of Kshs.423,606,040 resulting to an unexplained and unsupported variance of Kshs.206,574,033.

In the circumstances, the accuracy and completeness of the financial statements could not be confirmed.

2. Double Accounting of Infrastructure Projects

The statement of financial performance and Note 15b to the financial statements reflects infrastructure projects payments amounting to Kshs.15,359,433. Similarly, Note 22 to the

financial statements reflects property, plant and equipment additions amount of Kshs.15,359,253 under other assets, an indicator of capitalization of projects. Review of the schedule provided in support of the balance revealed that the balance related to payments for the projects whose contracts occurred and were recognized in the year of occurrence.

In the circumstances, the accuracy and completeness of infrastructure projects expenditure totalling Kshs.15,359,433 could not be confirmed.

3. Misstatement of Property, Plant and Equipment

The statement of financial position and as disclosed in Note 22 to the financial statements reflects property, plant and equipment balance of Kshs.232,391,260 under the category of other assets which is cumulative balance for property, plant and equipment since 1 July, 2022. However, the financial statements reported nil balance for depreciation charge and accumulated depreciation for the year under review. Further, review of the donor fund transfers schedule revealed that the Municipality received a total amount of Kshs.1,094,827,116 for the period between 2018 to 2021 for project development in Ruiru Municipality, however, the said capital projects have not been disclosed under property plant and equipment. In addition, Management did not maintain an updated asset register to record the assets acquired.

In the circumstances, the accuracy and completeness of the property plant and equipment balance totalling Kshs.232,391,260 could not be confirmed.

4. Unreconciled Cash and Cash Equivalentents

The statement of financial position and Note 17 to the financial statements reflects cash and cash equivalentents balance of Kshs.4,831,283. However, Management did not provide monthly bank reconciliations for audit verification and no evidence was provided as evidence that Management submitted monthly bank reconciliation to the County Treasury and a copy to the Auditor-General as required. Further, Management did not maintain a retention account and as a result the amounts owed to contractors in form of retention money which is included in the cash and cash equivalentents balance could not be determined.

In the circumstances, the accuracy and completeness of the cash and cash equivalentents balance of Kshs.4,831,283 could not be confirmed.

The audit was conducted in accordance with International Standards for Supreme Audit Institutions (ISSAIs). I am independent of the Ruiru Municipality Management in accordance with ISSAI 130 on the Code of Ethics. I have fulfilled other ethical responsibilities in accordance with the ISSAI and in accordance with other ethical requirements applicable to performing audits of financial statements in Kenya. I believe that the audit evidence I have obtained is sufficient and appropriate to provide a basis for my qualified opinion.

Emphasis of Matter

Budgetary Control and Performance

The statement of comparison of budget and actual amounts reflects final receipts budget and actual on a comparable basis of Kshs.Nil, resulting in no revenue budget or funding of the Municipality. Further, the statement reflects final expenditure budget and actual on comparable basis totalling Kshs.16,015,000 and Kshs.15,369,078 respectively, resulting to under expenditure of Kshs.645,922 or 4% of the budget.

Failure to fund and under absorption of approved budget is an indication that all activities and projects in the annual work-plan were not implemented by the County Executive which may have negatively impacted on the delivery of services to the public.

My opinion is not modified in respect of this matter.

Key Audit Matters

Key audit matters are those matters that, in my professional judgement, are of most significance in the audit of the financial statements. Except for the matters described in the Basis for Qualified Opinion section, I have determined that there are no other key audit matters to communicate in my report.

Other Matter

Unresolved Prior Year Matters

The audit report for the year ended 30 June, 2023 raised several unsatisfactory issues in regard to balances reflected in the financial statements, lawfulness and effectiveness in use of resources and effectiveness of internal controls, risk management and governance. However, the issues remained unresolved as at 30 June, 2024 and the status of the issues has not been incorporated in the financial statements.

Other Information

The Management is responsible for the other information set out on page v to xxvi which comprise of Key Entity Information and Management, Municipality Board, Key Management Team, Municipality Board Chairman's Report, Report of the Municipality Manager, Statement of Performance Against Predetermined Objectives, Corporate Governance Statement, Management Discussion and Analysis, Environmental and Sustainability Reporting, Report of the Municipality Board Members and Statement of Management Responsibilities. The Other Information does not include the financial statements and my audit report thereon.

In connection with my audit on the Ruiru Municipality financial statements, my responsibility is to read the other information and in doing so, consider whether the other information is materially inconsistent with the financial statements or my knowledge obtained in the audit or otherwise appears to be materially misstated. If based on the work

I have performed, I conclude that there is a material misstatement of this Other Information, I am required to report that fact. I have nothing to report in this regard.

My opinion on the financial statements does not cover the Other Information and accordingly, I do not express an audit opinion or any form of assurance conclusion thereon.

REPORT ON LAWFULNESS AND EFFECTIVENESS IN THE USE OF PUBLIC RESOURCES

Conclusion

As required by Article 229(6) of the Constitution, based on the audit procedures performed, except for the effect of the matters described in the Basis for Conclusion on Lawfulness and Effectiveness in the Use of Public Resources section of my report, I confirm that nothing else has come to my attention to cause me to believe that public resources have not been applied lawfully and in an effective way.

Basis for Conclusion

1. Non-Compliance with Public Sector Accounting Standards Board Reporting Template

Review of financial statements for the Municipality revealed the following anomalies: -

- i. Municipality Board composition does not define all the Board members as independent and does not state the committee of the Board members. Further one board member was not included in the financial statements.
- ii. The responsibilities of the management team in the Municipality are not indicated.
- iii. The report of Municipality manager does not include project performance against actual, programmes implemented, and risk management strategies. Further, the Municipal Manager did not append her signature on her report.
- iv. Management discussion analysis does not contain discussion on operational and financial performance of the entity.
- v. The statement of comparison of budget and actual amounts for the year ended 30 June, 2024 has indicated deficit for the period as surplus for the period.
- vi. The ICPAK membership number for the head of Finance has not been indicated in pages 1, 3, 4 and 5 of the financial statements.
- vii. The Municipality Board Chairperson's Report does not indicate review of the Municipality Board's performance, changes in the Municipality Board during the year in terms of the Board or Key Management Team and future outlook of the Municipality Board.

- viii. Section 13 to the financial statements under the report of the Independent Auditor is supposed to be left blank.
- ix. Page number xxiv is blank and should be deleted.
- x. The statement of comparison of budget and actual amounts has the budget foot notes omitted.
- xi. The statement of financial performance foot note indicates the notes of the financial statements as being from page 19 to page 32 instead of page 7 to page 32.
- xii. Progress on follow up of auditors' recommendations was not included in the financial statements.
- xiii. The statement of financial performance and the statement of financial position have not been signed by the Chairperson of the Board.

In the circumstances, the preparation and presentation of the annual reports and financial statements is not as per the standards prescribed and published template by the Public Sector Accounting Standards Board.

2. Failure to Maintain a Retention Account

Review of project records revealed that Management deducted 10% retention from all approved certificates for payments for the projects. However, Management did not maintain a retention account and as a result the amounts owed to contractors in form of retention money was included in the cash and cash equivalents balance for the operations account and could not be confirmed.

In the circumstances, Management was in breach of the law.

3. Failure to Provide Annual Revenue Estimates

The Urban and Cities Act, 2011 requires Ruiru Municipality to prepare and submit revenue estimates for approval by the Board committee, the Board itself and the County Assembly. However, no evidence was provided as evidence that Management prepared and submitted revenue estimates for the financial year 2023/2024 for approval as required.

In the circumstances, Management was in breach of the Urban Areas and Cities Act of 2011.

4. Irregular Composition of the Board

Section 3 to the financial statements on Municipality Board revealed that Ruiru Municipality had a composition of seven (7) Board members as opposed to the Urban Areas and Cities Act of 2011 which recommends the Board to have nine (9) Board

members. Further, no information was provided showing whether the Board Members were appointed through a competitive process by the County Executive Committee, with the approval of the County Assembly. In addition, letters of appointment for the Board members were not provided for audit.

In the circumstances, Management was in breach of the Urban Areas and Cities Act of 2011.

5. Lack of Supporting Documents for the Newly Appointed Board Members

Section 3 to the financial statements on Municipality Board for the year ended 30 June, 2024 revealed that Ruiru Municipality had six (6) new Board Members appointed in the current year under audit. However, no information was provided showing whether the Board members were appointed through a competitive process by the County Executive Committee with the approval of the County Assembly. In addition, letters of appointment for the new Board members were not provided for audit.

In the circumstances, Management was in contravention of Section 9(e) of the Public Audit Act, 2015.

6. Failure to Convene the Minimum Threshold of Board Meetings

Review of Board meeting minutes' files provided for audit revealed that the Board held two (2) meetings on 17 April, 2024 and 23 May, 2024 within the financial year which is contrary to Section 23 of the Urban Areas and Cities Act, 2011 which recommends to convene once in every three months which is at least four meetings during the year.

In the circumstances, Management was in breach of the law.

The audit was conducted in accordance with ISSAI 3000 and ISSAI 4000. The standards require that I comply with ethical requirements and plan and perform the audit to obtain assurance about whether the activities, financial transactions and information reflected in the financial statements comply in all material respects, with the authorities that govern them. I believe that the audit evidence I have obtained is sufficient and appropriate to provide a basis for my conclusion.

REPORT ON EFFECTIVENESS OF INTERNAL CONTROLS, RISK MANAGEMENT AND GOVERNANCE

Conclusion

As required by Section 7(1)(a) of the Public Audit Act, 2015, based on the audit procedures performed, except for the effect of the matters described in the Basis for Conclusion on Effectiveness of Internal Controls, Risk Management and Governance section of my report, I confirm that nothing else has come to my attention to cause me to believe that internal controls, risk management and governance were not effective.

Basis for Conclusion

1. Lack of Risk Management Policy and Disaster Recovery Plan

Ruiru Municipality spent a total amount of Kshs.15,369,078 during the year under review. Review of the Municipal records, processes and systems revealed that the Municipality operated without a risk management policy and thus had no framework for management of risks. Further, the Municipal did not have a disaster recovery or business continuity plan in place. In the absence of a disaster recovery or business continuity plan, Management lacks a blue print for identifying, preventing and mitigating against disasters and ensuring that its operations are not interrupted. In addition, there were no mechanisms in place to recover lost data in case of a disaster. Lack of risk management policy is an indication that the Board does not have a framework for management of risk and hence it is not possible to identify, assess and control risk.

In the circumstances, the lack of risk policy may lead to weak internal controls and failure to prevent or detect risks.

2. Lack of Board and Committee Charter

The Municipality as per the Urban Areas and City Act, is required to have the Board and the Committees of the Board. Review of the Board records indicated that the Board had not developed or adopted a Board Charter since inception in 2018. Further, the Board had three (3) Committees namely technical, planning and oversight, human resources, finance and administration and partnership, audit and risk management committees established to run its affairs, however, none of the committees had a charter that outlines its roles and responsibilities.

In the circumstances, the effectiveness of management by the Board could not be confirmed.

The audit was conducted in accordance with ISSAI 2315 and ISSAI 2330. The standards require that I plan and perform the audit to obtain assurance about whether effective processes and systems of internal controls, risk Management and overall governance were operating effectively in all material respects. I believe that the audit evidence I have obtained is sufficient and appropriate to provide a basis for my conclusion.

Responsibilities of the Management and the Municipality Board

Management is responsible for the preparation and fair presentation of these financial statements in accordance with International Public Sector Accounting Standards (Accrual Basis) and for maintaining effective internal controls as Management determines is necessary to enable the preparation of financial statements that are free from material misstatement, whether due to fraud or error and for its assessment of the effectiveness of internal controls, risk management and governance.

In preparing the financial statements, Management is responsible for assessing the Municipality's ability to continue as a going concern, disclosing, as applicable, matters

related to going concern and using the going concern basis of accounting unless Management is aware of the intention to cease operations.

Management is also responsible for the submission of the financial statements to the Auditor-General in accordance with the provisions of Section 47 of the Public Audit Act, 2015.

In addition to the responsibility for the preparation and presentation of the financial statements described above, Management is also responsible for ensuring that the activities, financial transactions and information reflected in the financial statements comply with the authorities which govern them and that public resources are applied in an effective way.

The Municipality Board is responsible for overseeing the Municipality's financial reporting process, reviewing the effectiveness of how Management monitors compliance with relevant legislative and regulatory requirements, ensuring that effective processes and systems are in place to address key roles and responsibilities in relation to governance and risk management, and ensuring the adequacy and effectiveness of the control environment.

Auditor-General's Responsibilities for the Audit

My responsibility is to conduct an audit of the financial statements in accordance with Article 229(4) of the Constitution, Section 35 of the Public Audit Act, 2015 and the International Standards for Supreme Audit Institutions (ISSAIs). The standards require that, in conducting the audit, I obtain reasonable assurance about whether the financial statements as a whole are free from material misstatements, whether due to fraud or error and to issue an auditor's report that includes my opinion in accordance with Section 48 of the Public Audit Act, 2015. Reasonable assurance is a high level of assurance but is not a guarantee that an audit conducted in accordance with IFPP will always detect a material misstatement when it exists. Misstatements can arise from fraud or error and are considered material if, individually or in the aggregate, they could reasonably be expected to influence the economic decisions of users taken on the basis of these financial statements.

In conducting the audit, Article 229(6) of the Constitution also requires that I express a conclusion on whether or not in all material respects, the activities, financial transactions and information reflected in the financial statements are in compliance with the authorities that govern them and that public resources are applied in an effective way. In addition, I consider the entity's control environment in order to give an assurance on the effectiveness of internal controls, risk management and governance processes and systems in accordance with the provisions of Section 7(1)(a) of the Public Audit Act, 2015.

Further, I am required to submit the audit report in accordance with Article 229(7) of the Constitution.

Detailed description of my responsibilities for the audit is located at the Office of the Auditor-General's website at: <https://www.oagkenya.go.ke/auditor-generals-responsibilities-for-audit/>. This description forms part of my auditor's report.


FCPA Nancy Gathungu, CBS
AUDITOR-GENERAL

Nairobi

24 December, 2024

County Government of Kiambu
Ruiru Municipality
Annual Report and Financial Statements for the year ended June 30, 2024

14. Statement of Financial Performance for the Year ended 30th June 2024.

	Notes	FY 2023/2024	FY 2023/2024
		Kshs.	Kshs.
Revenue from non-exchange transactions			
Transfers from the County Government	6	-	1,194,559
Public contributions and donations	7	-	-
Levies Fines and Penalties	8	-	-
Other revenues (<i>Specify</i>)	9	-	-
		-	1,194,559
Revenue from exchange transactions			
Interest income	10	0	0
Other Income	11	0	0
		0	0
Total revenue		-	1,194,559
Expenditure			
Use of goods and services	12	-	-
Staff costs	13	-	-
Board expenses	14	-	-
Finance costs	15a	9,645	54,072
Infrastructure Projects	15b	15,359,433	214,740,740
Total expenses		15,369,078	214,794,812
Other gains/losses			
Gain/loss on disposal of assets	16	-	-
Surplus/(deficit) for the period		(15,369,078)	(213,600,253)

The notes set out on pages 19 to 32 form an integral part of these Financial Statements. The entity financial statements were approved on 16th September 2024 and signed by:



.....
Name: Joanne N. Kihori
Municipality Manager



.....
Name: Brian Mwangi
Head of Finance
ICPAK M/No

15. Statement of Financial Position As At 30th June 2024

	Note	FY 2023/2024	FY 2023/2024
		Kshs.	Kshs.
Assets			
Current assets			
Cash and cash equivalents	17	4,831,283	20,200,961
Receivables from exchange transactions	18	-	-
Receivables from Non- exchange transactions	19	-	-
Prepayments	20	-	-
Inventories	21	-	-
Total Current Assets		4,831,283	20,200,961
Non-current assets			
Property, plant, and equipment	22	232,391,260	217,032,007
Intangible assets	23	-	-
Total Non-current Assets		-	-
Total assets		237,222,543	237,232,968
Liabilities			
Current liabilities			
Trade and other payables	24	-	-
Provisions	25	-	-
Borrowings	26	-	-
Employee benefit obligations	27	-	-
		-	-
Non-current liabilities			
Provisions	25	-	-
Borrowings	26	-	-
Non-current employee benefit obligation	27	-	-
		-	-
Total liabilities		-	-
Net assets		237,222,543	237,232,968
Capital/Development Grants/Fund			
Reserves			
Accumulated surplus		237,222,543	237,232,968
Total net assets and liabilities		237,222,543	237,232,968

The accounting policies and explanatory notes to these financial statements form an integral part of the financial statements. The entity financial statements were approved on 16th September 2024 and signed by:



.....

Name: Joanne N. Kihori
Municipality Manager



.....

Name: Brian Mwangi
Head of Finance
ICPAK M/No

16. Statement of Changes In Net Assets for the Year ended 30th June 2024

	Capital/ Development Grants/Fund	Revaluation Reserve	Accumulated surplus	Total
		Kshs.	Kshs.	Kshs.
Balance as at 1st July 2022			233,801,214	233,801,214
Surplus/(deficit) for the period			(213,600,253)	(213,600,253)
Funds received during the year				-
Revaluation gain				-
Balance as at 30th June 2023	-	-	20,200,961	20,200,961
				-
Balance as at 1st July 2024	-	-	20,200,961	20,200,961
Surplus/(deficit) for the period		-	(15,369,078)	(15,369,078)
Funds received during the year				
Revaluation gain				
Balance as at 30th June 2024	-	-	4,831,283	4,831,283



.....
Name: Joanne N. Kihori
Municipality Manager



.....
Name: Brian Mwangi
Head of Finance
ICPAK M/No

17. Statement of Cash Flows for the Year ended 30th June 2024

	Note	FY 2023/2024	FY 2023/2024
		Kshs.	Kshs.
Cash flows from operating activities			
Receipts			
Transfers from the County Government	6	-	1,194,559
Public contributions and donations	7	-	-
Interest received	10	-	-
<i>Other receipts (Specify)</i>			
Total Receipts		-	1,194,559
Payments			
Use of goods and services	12	-	-
Staff costs	13	-	-
Board expenses	14		-
Finance costs	15a	(9,645)	(54,072)
Total Payments		(9,645)	(54,072)
Net cash flows from operating activities		(9,645)	1,140,487
Cash flows from investing activities			
Purchase of PPE & intangible assets		(15,359,433)	(214,740,740)
Proceeds from sale of PPE		-	-
Net cash flows used in investing activities		(15,359,433)	(214,740,740)
Cash flows from financing activities			
Receipts from Capital grants		0	0
Proceeds from borrowings		0	0
Repayment of borrowings		0	0
Net cash flows used in financing activities		0	0
Net increase/(decrease) in cash & cash equivalents		(15,369,078)	(213,600,253)
Cash And Cash Equivalents At 1 July		20,200,961	233,801,214
Cash And Cash Equivalents At 30 June	17	4,831,283	20,200,961



.....
Name: Joanne N. Kihori

Municipality Manager



.....
Name: Brian Mwangi

Head of Finance

ICPAK M/No

County Government of Kiambu
Ruiru Municipality
Annual Report and Financial Statements for the year ended June 30, 2024

18. Statement of Comparison of Budget & Actual Amounts for Year ended 30th June 2024

DESCRIPTION	Original budget	Adjustments	Final budget	Actual on comparable basis	Performance difference	% of utilization
	Kshs.	Kshs.	Kshs.	Kshs.	Kshs.	
	A	b	c=(a+b)	d	e=(c-d)	f=d/c
Revenue		Kshs.	Kshs.	Kshs.	Kshs.	
Transfers from the County Government	0	0	0	0	0	0%
Public contributions and donations	-	(-)	-	-	(-)	%
Interest income	-	(-)	-	-	(-)	%
Other income (<i>specify</i>)	-	(-)	-	-	(-)	%
Total Revenue	0	0	0	0	0	%
Expenses						
Infrastructural projects payment	16,000,000	(-)	16,000,000	15,359,433	(-)	94%
Board expenses	-	(-)	-	-	(-)	%
staff expenses	-	(-)	-	-	(-)	%
Finance costs –bank charges	15,000	(-)	15,000	9,645	(-)	67%
Total Expenditure	16,015,000	(0.00)	16,015,000	15,369,078	(-)	94%
Deficit for the period	(16,015,000)	0	(15,015,000)	(15,369,078)	0	94%
Capital Expenditure	-	-	-	-		

19. Notes to the Financial Statements

1. General Information

Ruiru Municipality is established by and derives its authority and accountability from the Urban Areas and Cities Act 2011 amended 2019. The Municipality is under the Kiambu County Government and is domiciled in Kenya

2. Statement of Compliance and Basis of Preparation

The financial statements have been prepared on a historical cost basis except for the measurement at re-valued amounts of certain items of property, plant and equipment, marketable securities and financial instruments at fair value, impaired assets at their estimated recoverable amounts, and actuarially determined liabilities at their present value. The preparation of financial statements in conformity with International Public Sector Accounting Standards (IPSAS) allows the use of estimates and assumptions. It also requires management to exercise judgment in the process of applying the *entity's* accounting policies. The areas involving a higher degree of judgment or complexity, or where assumptions and estimates are significant to the financial statements, are disclosed in Note 5 of these financial statements.

The financial statements have been prepared and presented in Kenya Shillings, which is the functional and reporting currency of the *entity*.

The financial statements have been prepared in accordance with the PFM Act, the State Corporations Act and International Public Sector Accounting Standards (IPSAS). The accounting policies adopted have been consistently applied to all the periods presented.

*County Government of Kiambu
Ruiru Municipality
Annual Report and Financial Statements for the year ended June 30, 2024*

Notes to financial statements continued

3. Application of New and revised standards (IPSAS)

i. New and amended standards and interpretations in issue effective in the year ended 30 June 2022

IPSASB deferred the application date of standards from 1st January 2022 owing to covid 19. This was done to provide entities with time to effectively apply the standards. The deferral was done on 1st January 2023.

ii. New and amended standards and interpretations in issue but not yet effective in the year ended 30 June 2022.

Standard	Effective date and impact:
IPSAS 43	<p><i>Applicable 1st January 2025</i></p> <p>The standard sets out the principles for the recognition, measurement, presentation, and disclosure of leases. The objective is to ensure that lessees and lessors provide relevant information in a manner that faithfully represents those transactions. This information gives a basis for users of financial statements to assess the effect that leases have on the financial position, financial performance and cashflows of an Entity.</p> <p>The new standard requires entities to recognise, measure and present information on right of use assets and lease liabilities.</p>
IPSAS 44: Non- Current Assets Held for Sale and Discontinued Operations	<p><i>Applicable 1st January 2025</i></p> <p>The Standard requires,</p> <p>Assets that meet the criteria to be classified as held for sale to be measured at the lower of carrying amount and fair value less costs to sell and the depreciation of such assets to cease and:</p> <p>Assets that meet the criteria to be classified as held for sale to be presented separately in the statement of financial position and the results of discontinued operations to be presented separately in the statement of financial performance.</p>

iii. Early adoption of standards

The entity adopted new IPSAS standards as above mentioned in FY year 22/23

4. Significant Accounting Policies

a) Revenue recognition

i) Revenue from non-exchange transactions

Transfers from other government entities

Revenues from non-exchange transactions with other government entities are measured at fair value and recognized on obtaining control of the asset (*cash, goods, services and property*) if the transfer is free from conditions and it is probable that the economic benefits or service potential related to the asset will flow to the Municipality and can be measured reliably. To the extent that there is a related condition attached that would give rise to a liability to repay the amount, the amount is recorded in the statement of financial position and realised in the statement of financial performance over the useful life of the assets that has been acquired using such funds.

ii) Revenue from exchange transactions

Interest income

Interest income is accrued using the effective yield method. The effective yield discounts estimated future cash receipts through the expected life of the financial asset to that asset's net carrying amount. The method applies this yield to the principal outstanding to determine interest income for each period.

b) Budget information

The original budget for FY 2023/24 was approved by the County Assembly on April 2023. Subsequent revisions or additional appropriations were made to the approved budget in accordance with specific approvals from the appropriate authorities. The additional appropriations are added to the original budget by the Municipality upon receiving the respective approvals in order to conclude the final budget. The Municipality's budget is prepared on a different basis to the actual income and expenditure disclosed in the financial statements. The financial statements are prepared on accrual basis using a classification based on the nature of expenses in the statement of financial performance, whereas the budget is prepared on a cash basis. The amounts in the financial statements were recast from the accrual basis to the cash basis and reclassified by presentation to be on the same basis as the approved budget. A comparison of budget and actual amounts, prepared on a comparable basis to the approved budget, is then presented in the statement of comparison of budget and actual amounts. A statement to reconcile the actual amounts on a comparable basis included in the statement of comparison of budget and actual amounts and the actuals as per the statement of financial performance has been presented under section xxx of these financial statements.

Significant Accounting Policies (Continued)

Financial assets

Classification of financial assets

The entity classifies its financial assets as subsequently measured at amortised cost, fair value through net assets/ equity or fair value through surplus and deficit on the basis of both the entity's management model for financial assets and the contractual cash flow characteristics of the financial asset. A financial asset is measured at amortized cost when the financial asset is held within a management model whose objective is to hold financial assets in order to collect contractual cash flows and the contractual terms of the financial asset give rise on specified dates to cash flows that are solely payments of principal and interest on the principal outstanding. A financial asset is measured at fair value through net assets/ equity if it is held within the management model whose objective is achieved by both collecting contractual cashflows and selling financial assets and the contractual terms of the financial asset give rise on specified dates to cash flows that are solely payments of principal and interest on the principal amount outstanding. A financial asset shall be measured at fair value through surplus or deficit unless it is measured at amortized cost or fair value through net assets/ equity unless an entity has made irrevocable election at initial recognition for particular investments in equity instruments.

Subsequent measurement

Based on the business model and the cash flow characteristics, the entity classifies its financial assets into amortized cost or fair value categories for financial instruments. Movements in fair value are presented in either surplus or deficit or through net assets/ equity subject to certain criteria being met.

Amortized cost

Financial assets that are held for collection of contractual cash flows where those cash flows represent solely payments of principal and interest, and that are not designated at fair value through surplus or deficit, are measured at amortized cost. A gain or loss on an instrument that is subsequently measured at amortized cost and is not part of a hedging relationship is recognized in profit or loss when the asset is de-recognized or impaired. Interest income from these financial assets is included in finance income using the effective interest rate method.

c) Property, plant and equipment

All property, plant and equipment are stated at cost less accumulated depreciation and impairment losses. Cost includes expenditure that is directly attributable to the acquisition of the items. When significant parts of property, plant and equipment are required to be replaced at intervals, the Municipality recognizes such parts as individual assets with specific useful lives and depreciates them accordingly. Likewise, when a major inspection is performed, its cost is recognized in the carrying amount of the plant and equipment as a replacement if the recognition criteria are satisfied. All other repair and maintenance costs are recognized in surplus or deficit as incurred. Where an asset is acquired in a non-exchange transaction for nil or nominal consideration the asset is initially measured at its fair value.

d) Intangible assets

Intangible assets acquired separately are initially recognized at cost. The cost of intangible assets acquired in a non-exchange transaction is their fair value at the date of the exchange. Following initial recognition, intangible assets are carried at cost less any accumulated amortization and accumulated impairment losses. Internally generated intangible assets, excluding capitalized development costs, are not capitalized and expenditure is reflected in surplus or deficit in the period in which the expenditure is incurred. The useful life of the intangible assets is assessed as either finite or indefinite.

e) Financial instruments

The entity does not have any hedge relationships and therefore the new hedge accounting rules have no impact on the Company's financial statements.

A financial instrument is any contract that gives rise to a financial asset of one entity and a financial liability or equity instrument of another entity. At initial recognition, the entity measures a financial asset or financial liability at its fair value plus or minus, in the case of a financial asset or financial liability not at fair value through surplus or deficit, transaction costs that are directly attributable to the acquisition or issue of the financial asset or financial liability.

Fair value through net assets/ equity

Financial assets that are held for collection of contractual cash flows and for selling the financial assets, where the assets' cash flows represent solely payments of principal and interest, are measured at fair value through net assets/ equity. Movements in the carrying amount are taken through net assets, except for the recognition of impairment gains or losses, interest revenue and foreign exchange gains and losses which are recognized in surplus/deficit. Interest income from these financial assets is included in finance income using the effective interest rate method.

Fair value through surplus or deficit

Financial assets that do not meet the criteria for amortized cost or fair value through net assets/ equity are measured at fair value through surplus or deficit. A business model where the entity manages financial assets with the objective of realizing cash flows through solely the sale of the assets would result in a fair value through surplus or deficit model.

Trade and other receivables

Trade and other receivables are recognized at fair values less allowances for any uncollectible amounts. Trade and other receivables are assessed for impairment on a continuing basis. An estimate is made of doubtful receivables based on a review of all outstanding amounts at the year end.

Impairment

The entity assesses, on a forward-looking basis, the expected credit loss ('ECL') associated with its financial assets carried at amortized cost and fair value through net assets/equity. The entity recognizes a loss allowance for such losses at each reporting date. Critical estimates and significant judgments made by management in determining the expected credit loss (ECL) are set out in *Note xx*.

Financial liabilities

Classification

The entity classifies its liabilities as subsequently measured at amortized cost except for financial liabilities measured through profit or loss.

f) Inventories

Inventory is measured at cost upon initial recognition. To the extent that inventory was received through non-exchange transactions (for no cost or for a nominal cost), the cost of the inventory is its fair value at the date of acquisition. Costs incurred in bringing each product to its present location and conditions are accounted for, as follows:

- Raw materials: purchase cost using the weighted average cost method
- Finished goods and work in progress: cost of direct materials and labour and a proportion of manufacturing overheads based on the normal operating capacity, but excluding borrowing costs

After initial recognition, inventory is measured at the lower of cost and net realizable value. However, to the extent that a class of inventory is distributed or deployed at no charge or for a nominal charge, that class of inventory is measured at the lower of cost and current replacement cost. Net realizable value is the estimated selling price in the ordinary course of operations, less the estimated costs of completion and the estimated costs necessary to make the sale, exchange, or distribution. Inventories are recognized as an expense when deployed for utilization or consumption in the ordinary course of operations of the Municipality.

g) Provisions

Provisions are recognized when the Municipality has a present obligation (legal or constructive) as a result of a past event, it is probable that an outflow of resources embodying economic benefits or service potential will be required to settle the obligation and a reliable estimate can be made of the amount of the obligation. Where the Municipality expects some or all of a provision to be reimbursed, for example, under an insurance contract, the reimbursement is recognized as a separate asset only when the reimbursement is virtually certain. The expense relating to any provision is presented in the statement of financial performance net of any reimbursement.

h) Social Benefits

Social benefits are cash transfers provided to i) specific individuals and / or households that meet the eligibility criteria, ii) mitigate the effects of social risks and iii) Address the need of society as a whole. The entity recognises a social benefit as an expense for the social benefit scheme at the same time that it recognises a liability. The liability for the social benefit scheme is measured at the best estimate of the cost (the social benefit payments) that the entity will incur in fulfilling the present obligations represented by the liability.

i) Contingent liabilities

The Municipality does not recognize a contingent liability, but discloses details of any contingencies in the notes to the financial statements unless the possibility of an outflow of resources embodying economic benefits or service potential is remote

j) Contingent assets

The Municipality does not recognize a contingent asset but discloses details of a possible asset whose existence is contingent on the occurrence or non-occurrence of one or more uncertain future events not wholly within the control of the Municipality in the notes to the financial statements. Contingent assets are assessed continually to ensure that developments are appropriately reflected in the financial statements. If it has become virtually certain that an inflow of economic benefits or service potential will arise and the asset's value can be measured reliably, the asset and the related revenue are recognized in the financial statements of the period in which the change occurs.

k) Nature and purpose of reserves

The Municipality creates and maintains reserves in terms of specific requirements.

l) Changes in accounting policies and estimates

The Municipality recognizes the effects of changes in accounting policy retrospectively. The effects of changes in accounting policy are applied prospectively if retrospective application is impractical.

m) Employee benefits – Retirement benefit plans

The Municipality provides retirement benefits for its employees and directors. Defined contribution plans are post-employment benefit plans under which the Municipality pays fixed contributions into a separate fund and will have no legal or constructive obligation to pay further contributions if the Municipality does not hold sufficient assets to pay all employee benefits relating to employee service in the current and prior periods. The contributions to scheme obligations for the payment of retirement benefits are charged against income in the period in which they become payable. Defined benefit plans are post-employment benefit plans other than defined-contribution plans. The defined benefits are actuarially valued tri-annually on the projected unit credit method basis. Deficits identified are recovered through lump sum payments or increased future contributions on proportional basis to all participating employers. The contributions and lump sum payments reduce the post-employment benefit obligation.

n) Foreign currency transactions

Transactions in foreign currencies are initially accounted for at the ruling rate of exchange on the date of the transaction. Trade creditors or debtors denominated in foreign currency are reported in the statement of financial position reporting date by applying the exchange rate on that date. Exchange differences arising from the settlement of creditors, or from the reporting of creditors at rates different from those at which they were initially recorded during the period, are recognized as income or expenses in the period in which they arise.

o) Borrowing costs

Borrowing costs are capitalized against qualifying assets as part of property, plant and equipment. Such borrowing costs are capitalized over the period during which the asset is being acquired or constructed and borrowings have been incurred. Capitalization ceases when construction of the asset is complete. Further borrowing costs are charged to the statement of financial performance.

p) Related parties

The Municipality regards a related party as a person or an entity with the ability to exert control individually or jointly, or to exercise significant influence over the Municipality, or vice versa. Members of key management are regarded as related parties and comprise the Board members, the Municipality Managers and Municipality Accountant.

q) Cash and cash equivalents

Cash and cash equivalents comprise cash on hand and cash at bank, short-term deposits on call and highly liquid investments with an original maturity of three months or less, which are readily convertible to known amounts of cash and are subject to insignificant risk of changes in value. Bank account balances include amounts held at various commercial banks at the end of the financial period. For the purposes of these financial statements, cash and cash equivalents also include short-term cash imprests and advances to authorised public officers and/or institutions which were not surrendered or accounted for at the end of the financial period.

r) Comparative figures

Where necessary comparative figures for the previous financial period have been amended or reconfigured to conform to the required changes in presentation.

County Government of Kiambu
Ruiru Municipality
Annual Report and Financial Statements for the year ended June 30, 2024

Significant Accounting Policies (Continued)

s) Events after the reporting period

Events after the reporting date are those events, both favourable and unfavourable, that occur between the reporting date and the date when the financial statements are authorized for issue. Two types of events can be identified:

(a) Those that provide evidence of conditions that existed at the reporting date (adjusting events after the reporting date); and

(b) Those that are indicative of conditions that arose after the reporting date.

The Municipality should indicate whether there are material adjusting and non- adjusting events after the reporting period.

t) Currency

The financial statements are presented in Kenya Shillings (Kshs) with the values being rounded off to the nearest shilling.

5. Significant judgments and sources of estimation uncertainty

The preparation of the Municipality's financial statements in conformity with IPSAS requires management to make judgments, estimates and assumptions that affect the reported amounts of revenues, expenses, assets and liabilities, and the disclosure of contingent liabilities, at the end of the reporting period. However, uncertainty about these assumptions and estimates could result in outcomes that require a material adjustment to the carrying amount of the asset or liability affected in future periods.

State all judgements, estimates and assumptions made e.g.

Estimates and assumptions

The key assumptions concerning the future and other key sources of estimation uncertainty at the reporting date, that have a significant risk of causing a material adjustment to the carrying amounts of assets and liabilities within the next financial period, are described below. The Municipality based its assumptions and estimates on parameters available when the consolidated financial statements were prepared. However, existing circumstances and assumptions about future developments may change due to market changes or circumstances arising beyond the control of the Municipality. Such changes are reflected in the assumptions when they occur.

Useful lives and residual values

The useful lives and residual values of assets are assessed using the following indicators to inform potential future use and value from disposal:

- i) The condition of the asset based on the assessment of experts employed by the Municipality.
- ii) The nature of the asset, its susceptibility and adaptability to changes in technology and processes.
- iii) The nature of the processes in which the asset is deployed.
- iv) Availability of funds to replace the asset.
- v) Changes in the market in relation to the asset.

County Government of Kiambu
Ruiru Municipality
Annual Report and Financial Statements for the year ended June 30, 2024
(Notes to the Financial Statements)

6. Transfers from the County Government

Description	FY 2023/2024	FY 2022/2023
	Kshs.	Kshs.
Transfers from County Govt. – Development	-	1,194,559
Payments by County on behalf of the entity	-	-
Total	-	1,194,559

b) Transfers from County Government entities

Name Of The Entity Sending The Grant	Amount recognized to Statement of Financial performance for the period KShs	Amount deferred under deferred income during the period KShs		Amount recognised in capital fund during the period KShs	Total transfers for the period ended June 2023 KShs	Comparative period prior year KShs
Department	0	0		0	0	0
Department	0	0		0	0	0
Total	0	0		0	0	0

7. Public Contributions and Donations

Description	FY 2023/2024	FY 2022/2023
	Kshs.	Kshs.
Donation from development partners	0	0
Contributions from the public	0	0
Total	0.00	0.00

8. Levies, Fines and penalties

Description	FY 2023/2024	FY 2022/2023
	Kshs.	Kshs.
Levies	0	0
Fines	0	0
Penalties	0	0
Others (<i>indicate and specify</i>)	0	0
Total	0.00	0.00

9. Other Revenues from Non-Exchange Transactions

Description	FY 2023/2024	FY 2022/2023
	Kshs.	Kshs.
Transfers from other government entities	0	0
Others (<i>indicate and specify</i>)	0	0
Total	0.00	0.00

10. Interest income

Description	FY 2023/2024	FY 2022/2023
	Kshs.	Kshs.
Interest income from investments	0	0
Interest income on bank deposits	0	0
Others (<i>Specify</i>)	0	0
Total interest income	0.00	0.00

11. Other income

Description	FY 2023/2024	FY 2022/2023
	Kshs.	Kshs.
Income from sale of tender documents	0	0
Others (<i>specify</i>)	0	0
Total other income	0.00	0.00

County Government of Kiambu
Ruiru Municipality
Annual Report and Financial Statements for the year ended June 30, 2024
(Notes To the Financial Statements (Continued))

12. Use of Goods and Services

Description	FY 2023/2024	FY 2022/2023
	Kshs.	Kshs.
Utilities, supplies and services	0	0
Communication, supplies and services	0	0
Domestic travel and subsistence	0	0
Foreign travel and subsistence	0	0
Printing, advertising, supplies & services	0	0
Rent and rates	0	0
Training expenses	0	0
Hospitality supplies and services	0	0
Insurance costs	0	0
Specialized materials and services	0	0
Office and general supplies and services	0	0
Fuel, oil and lubricants	0	0
Other operating expenses (<i>Specify</i>)	0	0
Routine maintenance – vehicles and other equipment	0	0
Routine maintenance – other assets	0	0
Contracted Professional Services	0	0
Audit fees	0	0
Hire of Transport, equipment etc	0	0
Bank Charges	0	0
Depreciation and amortisation	0	0
Total	0.00	0.00

13. Staff costs

Description	FY 2023/2024	FY 2022/2023
	Kshs.	Kshs.
Salaries and wages	0	0
Staff gratuity	0	0
Social security contribution	0	0
Other staff costs (<i>Specify</i>)	0	0
Total	0.00	0.00

County Government of Kiambu

Ruiru Municipality

Annual Report and Financial Statements for the year ended June 30, 2024

(Notes To the Financial Statements (Continued))

14. Board expenses

Description	FY 2023/2024	FY 2022/2023
	Kshs.	Kshs.
Chairman/Members' Honoraria	0	0
Sitting allowances	0	0
Medical Insurance	0	0
Induction and Training M&E, Design & Costing	0	0
Travel and accommodation	0	0
Conference Costs	0	0
Other allowances (<i>Specify</i>)	0	0
Total	0.00	0.00

15. (a) Finance costs

Description	FY 2023/2024	FY 2022/2023
	Kshs.	Kshs.
Interest on Bank overdrafts	-	-
Bank Charges	9,645	54,072
Retention Pay	-	-
Total	9,645	54,072

15b. Infrastructure Projects

Description	FY 2023/2024	FY 2022/2023
	Kshs.	Kshs.
Infrastructure payments	15,359,433	217,032,007
Others (Retention Monies)		(2,291,267)
Total	15,359,433	214,740,740

County Government of Kiambu
Ruiru Municipality
Annual Report and Financial Statements for the year ended June 30, 2024
(Notes To the Financial Statements Continued)

16. Gain/(loss) on disposal of assets

Description	FY 2023/2024	FY 2022/2023
	Kshs.	Kshs.
Property, plant and equipment	0	0
Intangible assets	0	0
Total	0.00	0.00

17. Cash and cash equivalents

Description	FY 2023/2024	FY 2022/2023
	Kshs.	Kshs.
Fixed deposits account	0	0
On – call deposits	0	0
Current account	4,831,283	20,200,961
Others(<i>specify</i>)	-	-
Total cash and cash equivalents	4,831,283	20,200,961

Detailed analysis of the cash and cash equivalents are as follows:

		FY 2023/2024	FY 2022/2023	Audited June 2022
Financial institution	Account number	Kshs.	Kshs.	Kshs.
a) Fixed deposits account				
Kenya Commercial bank		-		-
Equity Bank, etc		-		-
Sub- total		-		-
b) On - call deposits				
Kenya Commercial bank		-		-
Equity Bank - etc		-		-
Sub- total		-		-
c) Current account				
Family bank UDG Account	024000031555	4,831,283	20,200,961	20,200,961
Equity Bank - etc				
Sub- total				
d) Others(specify)				
Cash in transit				
Cash in hand				
Mobile Money				
Sub- total				
Grand total		4,831,283	20,200,961	20,200,961

County Government of Kiambu
Ruiru Municipality
Annual Report and Financial Statements for the year ended June 30, 2024
{Notes To the Financial Statements Continued}

18. Receivables from exchange transactions

Description	FY 2023/2024	FY 2022/2023
	Kshs.	Kshs.
Current Receivables		
Service, water and electricity debtors	-	-
Other exchange debtors	-	-
Less: impairment allowance	(0)	(0)
Total Current receivables (a)	0.00	0.00
Non-Current receivables		
Service, water and electricity debtors	-	-
Other exchange debtors	-	-
Less: impairment allowance	(0)	(0)
Total Non- current receivables (b)	-	-
Total receivables from exchange transactions	0.00	0.00

19. Receivables from Non-Exchange transaction

Description	FY 2023/2024	FY 2022/2023
	Kshs.	Kshs.
Transfer from County Executive	0	0
Transfer from Fund	0	0
Total receivables from non-exchange transactions	0.00	0.00

20. Prepayments

Description	FY 2023/2024	FY 2022/2023
	Kshs.	Kshs.
Prepaid rent	0	0
Prepaid insurance	0	0
Prepaid electricity costs	0	0
Other prepayments(<i>specify</i>)	0	0
Total	0.00	0.00

County Government of Kiambu
Ruiru Municipality
Annual Report and Financial Statements for the year ended June 30, 2024
(Notes To the Financial Statements Continued);

21. Inventories

Description	FY 2023/2024	FY 2022/2023
	Kshs.	Kshs.
Stationery	0	0
Consumables	0	0
Other inventories(<i>specify</i>)	0	0
Total inventories at the lower of cost and net realizable value	0.00	0.00

County Government of Kiambu
Ruiru Municipality
Annual Report and Financial Statements for the year ended June 30, 2024
(Notes to the Financial Statements Continued)

22. Property, Plant and Equipment

	Infrastructure	Building	Motor vehicles	Furniture and fittings	Computers	Other Assets (specify)	Capital Work in progress	Total
Description	Shs	Shs	Shs	Shs	Shs	Shs	Shs	Shs
As at 1st July 2023	-	-	-	-	-	-	-	-
Additions	-	-	-	-	-	217,032,007	-	217,032,007
Disposals	(-)	(-)	(-)	(-)	(-)	-	-	-
Transfers/adjustments	-	-	(-)	-	(-)	-	-	-
As at 30th June 2024	-	-	-	-	-	217,032,007	-	217,032,007
Additions	0	0 0	0 00	0 00	0 00	15,359,253	-	15,359,253
Disposals	(0.00)	(0 00)	(0 00)	(0 00)	(0 00)	-	-	-
Transfer/adjustments	(0.00)	-	0 00	0 00	(0 00)	-	-	-
As at 30th June 2024	-	-	-	-	-	232,391,260	-	232,391,260
Depreciation and impairment								
At 1st July 2023		-	-	-	-	-	-	-
Depreciation		-	-	-	-	-	-	-
Impairment		-	-	-	-	-	-	-
Transfers/ Adjustments		-	-	-	-	-	-	-
As at 30th June 2024		-	-	-	-	-	-	-

*Coungs Government of Kiambu
Ruira Municipality
Annual Report and Financial Statements for the year ended June 30, 2024*

Description	Infrastructure Shs	Building Shs	Motor vehicles Shs	Furniture and fittings Shs	Computers Shs	Other Assets (specify) Shs	Capital Work in progress Shs	Total Shs
Depreciation		-	-	-	-	-	-	-
Disposals		(0.00)	(0.00)	(0.00)	-	-	-	-
Impairment		-	(0.00)	-	-	-	-	-
Transfer/adjustment		-	(0.00)	(0.00)	-	-	-	-
As at period ended 30th June 2024		-	-	-	-	-	-	-
NBV as at Audited 30th June 2023	0.00	0.00	0.00	0.00	0.00	217,032,007	-	217,032,007
NBV as at period ended 30th June 2024	0.00	0.00	0.00	0.00	0.00	232,391,260	-	232,391,260

County Government of Kiambu
Ruiru Municipality
Annual Report and Financial Statements for the year ended June 30, 2024
(Notes to The Financial Statements Continued)

23. Intangible assets

Description	FY 2023/2024	FY 2022/2023
	Kshs.	Kshs.
Cost		
At beginning of the year	0	0
Additions	0	0
At end of the year	0.00	0.00
Amortization and impairment		
At beginning of the year	0	0
Amortization	0	0
At end of the year	0	0
Impairment loss	0	0
At end of the year	0	0
NBV	0.00	0.00

24. Trade and other payables from exchange transactions

Description	FY 2023/2024	FY 2022/2023
	Kshs.	Kshs.
Trade payables	0	0
Refundable deposits (Retentions, court bonds etc)	-	-
Accrued expenses	-	-
Other payables (<i>Specify</i>)		
Total trade and other payables	-	-

25. Provisions

Description	FY 2023/2024	FY 2022/2023
	Kshs.	Kshs.
Balance at the beginning of the year	0	0
Additional Provisions (<i>Specify</i>)	0	0
Provision utilised	(0)	(0)
Balance at the end of the year	0.00	0.00
Current Portion of provision	0	0
Long term portion of provision	0	0
Total Provisions	0.00	0.00

*County Government of Kiambu
Ruiru Municipality
Annual Report and Financial Statements for the year ended June 30, 2024
(Notes To the Financial Statements Continued)*

26. Borrowings

The table below shows the classification of borrowings long-term and current borrowings:

Description	FY 2023/2024	FY 2022/2023
	Kshs.	Kshs.
Short term borrowings (current portion)	0	0
Long term borrowings	0	0
Total	0.00	0.00

Description	FY 2023/2024	FY 2022/2023
	Kshs.	Kshs.
Balance at beginning of the period	0	0
Borrowings during the year	0	0
Repayments of borrowings during the period	(0)	(0)
Balance at end of the period	0.00	0.00

The table below shows the Distribution of borrowings:

	FY 2023/2024	FY 2022/2023
	Kshs.	Kshs.
Borrowings		
Kenya Shilling loan from KCB	0	0
Kenya Shilling loan from Barclays Bank	0	0
Kenya Shilling loan from Consolidated Bank	0	0
Borrowings from other government institutions	0	0
Total balance at end of the year	0.00	0.00

County Government of Kiambu
Ruiru Municipality
Annual Report and Financial Statements for the year ended June 30, 2024
(Notes To the Financial Statements Continued)

27. Employee benefit obligations

Description	Defined benefit plan	Post-employment medical benefits	Other Provisions	Total
	Kshs.	Kshs.	Kshs.	Kshs.
Current benefit obligation	-	-	-	-
Non-current benefit obligation	-	-	-	-
Total employee benefits obligation	-	-	-	-

28. Cash generated from operations

	FY 2023/2024	FY 2022/2023
	Kshs.	Kshs.
Surplus/ (deficit) for the year before tax	-	-
Adjusted for:		
Depreciation	-	-
Amortisation	-	-
Gains/ losses on disposal of assets	(-)	(-)
Interest income	(-)	(-)
Finance cost	-	-
Working Capital adjustments		
Increase in inventory	(-)	(-)
Increase in receivables	(-)	(-)
Increase in payables	-	-
Net cash flow from operating activities	-	-

*County Government of Kiambu
Ruiru Municipality
Annual Report and Financial Statements for the year ended June 30, 2024*

Other Disclosures

29. Related party balances

a) Nature of related party relationships

Entities and other parties related to the Municipality include those parties who have ability to exercise control or exercise significant influence over its operating and financial decisions. Related parties include management personnel, their associates and close family members. The Municipality is related to the following entities:

- a) The County Government.
- b) The Parent County Government Ministry.
- c) County Assembly.
- d) Key management.
- e) Municipality Board;

b) Related party transactions

	FY 2023/2024	FY 2022/2023
	Kshs.	Kshs.
Transfers from related parties'	-	-
Transfers to related parties	-	-

c) Key management remuneration

	FY 2023/2024	FY 2022/2023
	Kshs.	Kshs.
Board of Board Members	-	-
Key Management Compensation	-	-
Total	-	-

d) Due from related parties

	FY 2023/2024	FY 2022/2023
	Kshs.	Kshs.
Due from parent Ministry	-	-
Due from County Government	-	-
Due from County Assembly	-	-
Total	-	-

County Government of Kiambu
Ruiru Municipality
Annual Report and Financial Statements for the year ended June 30, 2024
(Other Disclosures continued)

e) Due to related parties

	FY 2023/2024	FY 2022/2023
	Kshs.	Kshs.
Due to parent Ministry	-	-
Due to County Government	-	-
Due to Key management personnel	-	-
Due to County Assembly	-	-
Total	-	-

30. Contingent liabilities

Contingent liabilities	FY 2023/2024	FY 2022/2023
	Kshs.	Kshs.
Court case against the entity	-	-
Bank guarantees	-	-
Total	-	-

(Give details)

31. Contingent Assets

Contingent liabilities	FY 2023/2024	FY 2022/2023
	Kshs.	Kshs.
Court case against the entity	-	-
Others Specify	-	-
Total	-	-

County Government of Kiambu
Ruiru Municipality
Annual Report and Financial Statements for the year ended June 30, 2024

Annexes

Annexe 1: Statement of Financial Performance

	Notes	Period ended September	Period ended December	Period ended March	Period ended June	Cumulative*	Prior year total
		Kshs	Kshs	Kshs	Kshs	Kshs	Kshs
Revenue from non-exchange transactions							
Transfers from the County Government	6	-	-	-	-	-	1,194,559
Public contributions and donations	7	-	-	-	-	-	-
Levies Fines and Penalties	8	-	-	-	-	-	-
Other revenues (<i>Specify</i>)	9	-	-	-	-	-	-
		-	-	-	-	-	-
Revenue from exchange transactions							
Interest income	10	-	-	-	-	-	-
Other Income	11	-	-	-	-	-	-
Total revenue		-	-	-	-	-	1,194,559
Expenditure							
Use of goods and services	12	-	-	-	-	-	-
Staff costs	13	-	-	-	-	-	-
Board expenses	14	-	-	-	-	-	-
Finance costs	15a	2,606	2,606	2,606	2,606	10,425	54,072
Infrastructure Projects	15b	3,839,813	3,839,813	3,839,813	3,839,813	15,359,253	214,740,740
Total expenses		3,842,420	3,842,420	3,842,420	3,842,420	15,369,678	214,794,812
Other gains/losses							
Gain/loss on disposal of assets	16	-	-	-	-	-	-
Surplus/(deficit) for the period		(3,842,420)	(3,842,420)	(3,842,420)	(3,842,420)	(15,369,678)	(213,600,253)

County Government of Kiambu
 Ruiru Municipality
 Annual Report and Financial Statements for the year ended June 30, 2024
 Annex 2: Inter Entity Transfers for the period ended 30th June 2024

RUIRU MUNIPLALITY				
Breakdown of Transfers from the County Executive of Kiambu County				
FY 2023/2024				
a	Recurrent Grants	<u>Bank Statement Date</u>	<u>Amount (Kshs)</u>	<u>Indicate the FY to which the amounts relate</u>
			0	
			0	
		Total	0	
b	Development Grants	<u>Bank Statement Date</u>	<u>Amount (Kshs)</u>	<u>Indicate the FY to which the amounts relate</u>
			0	Relate to FY 2023/2024
			0	
			0	
		Total	0	
c	Direct Payments	<u>Bank Statement Date</u>	<u>Amount (Kshs)</u>	<u>Indicate the FY to which the amounts relate</u>
			0	
			0	
		Total	0	

Signed by

Accountant Municipalities

Director Accounts Kiambu County

*County Government of Kiambu
Ruiru Municipality
Annual Report and Financial Statements for the year ended June 30, 2024*

Annex 3: Reporting of Climate Relevant Expenditures for the period ended 30th June 2024

Name of the Organization Ruiru Municipality
 Telephone Number 0721209450
 Email Address ruirumunicipality@kiambu.go.ke
 Name of CEO/MD/Head Joanne N. Kihori

Project Name	Project Description	Project Objectives	Project Activities					Source Of Funds	Implementing Partners
				Q1	Q2	Q3	Q4		
N/A									

County Government of Kiambu
 Ruiru Municipality
 Annual Report and Financial Statements for the year ended June 30, 2024

Appendix 4: Disaster Expenditure Reporting Template

Date: 16TH September 2024

Entity Ruiru Municipality

Column I	Column II	Column III	Column IV	Column V	Column VI	Column VII
Programme	Sub-programme	Disaster Type	Category of disaster related Activity that require expenditure reporting (response/recovery/mitigation/preparedness)	Expenditure item	Amount (Kshs.)	Comments
N/A						