

Republic of Kenya



Kenya National Audit Office

REPORT

OF

**THE CONTROLLER
AND AUDITOR GENERAL**

ON

**THE ABSTRACTS OF
ACCOUNTS OF THE COUNTY
COUNCIL OF LAMU
FOR THE
YEAR
ENDED
30 JUNE 2007**





KENYA NATIONAL AUDIT OFFICE

REPORT OF THE CONTROLLER AND AUDITOR GENERAL ON THE ABSTRACTS OF ACCOUNTS OF THE COUNTY COUNCIL OF LAMU FOR THE YEAR ENDED 30 JUNE 2007

The attached Abstracts of Accounts of the County Council of Lamu which comprise the Balance Sheet as at 30 June 2007, the Income and Expenditure Account and the Cash Flow Statement for the year then ended, and other explanatory notes have been audited under my direction in accordance with the provisions of Section 23 of the Public Audit Act, 2003.

1.0 The Council's Responsibility for the Abstracts of Accounts

The Council is responsible for the preparation of Abstracts of Accounts in accordance with the Local Government Act, Cap 265; the Local Authorities Transfer Fund (LATF) Act, 1998; the International Public Sector Accounting Standards (IPSAS) and other generally accepted accounting principles. This responsibility includes: designing, implementing and maintaining internal controls relevant to the preparation and fair presentation of the Abstracts of Accounts that are free from material misstatement, whether due to fraud or error; selecting and applying appropriate accounting policies; and making accounting estimates that are reasonable in the circumstances.

2.0 Responsibility of the Controller and Auditor General

My responsibility is to express an opinion on the Abstract of Accounts based on the audit. The audit was conducted in accordance with the International Standards on Auditing. Those Standards require compliance with ethical requirements and that the audit be planned and performed with a view to obtaining reasonable assurance that the Abstracts of Accounts are free from material misstatement.

An audit involves performing procedures to obtain audit evidence about the amounts and disclosures in the Abstracts of Accounts. The procedures selected depend on the auditor's judgement, including assessment of the risks of a material misstatement of the Abstracts of Accounts, whether due to



fraud or error. In making those risk assessments, the auditor considers internal controls relevant to the entity's preparation and fair presentation of the Abstracts of Accounts in order to design audit procedures that are appropriate in the circumstances, but not for the purpose of expressing an opinion on the effectiveness of the Council's internal controls. An audit also includes evaluating the appropriateness of accounting policies used and the reasonableness of accounting estimates made by the Council, as well as evaluating the overall presentation of the Abstracts of Accounts.

I believe the audit evidence obtained is sufficient and appropriate to provide a basis for the audit opinion.

3.0 Qualification Points:

3.1 Non-Submission, Opening Balances and Accuracy of the Accounts

- (i) As previously reported, the Council had not prepared and submitted for audit Accounts for 1996/1997 and prior years as required by Section 229 (1) of the Local Government Act, Cap 265. The Council therefore continues to be in breach of the law. In the absence of audited and certified Accounts for 1996/1997 and prior period, the accuracy of the opening balances for the 1997/1998 Accounts as at 01 July 1997 and for the subsequent years, including 2006/2007, could not be confirmed.
- (ii) The Cash Flow Statement as at 30 June 2007 did not include comparative figures as required. Further, the notes to the Accounts did not include detailed accounting policies. The comparative figures in respect of fixed assets, current assets and fund balances differed from the 2005/2006 audited amounts and the resultant differences have not been explained or reconciled.

In view of the issues discussed above, the accuracy of the Accounts for 2006/2007 could not be confirmed.

3.2 Fixed Assets

The fixed assets balance increased by Kshs.5,081,173.00 from Kshs.26,677,731.00 as at 30 June 2006 to Kshs.31,758,904.00 as at 30 June 2007. However, the comparative figure of Kshs.26,677,731.00 differed from the audited amount of Kshs.30,004,903.00 by an unexplained or

unreconciled figure of Kshs.3,327,172.00. Further, the Council's Fixed Assets Register was not updated. In addition, no board of survey was constituted at the end of the year to establish the existence and condition of the Council's fixed assets, while ownership documents in respect of thirteen (13) plots and three (3) motor vehicles were not made available for audit verification. In the circumstances, it has not been possible to confirm the existence, ownership, location, security and the accuracy of the Council's fixed assets stated at Kshs.31,758,904.00 as at 30 June 2007.

3.3 Renewals Funds

Section 219 of the Local Government Act, Cap 265 requires the Council to create and set aside adequate renewals funds to provide for the entire or partial replacement of some or all of the assets, which, owing to depreciation or other cause, will require at some future date to be replaced. During the year however, no renewals funds were created and set aside as required. Further, no provision for depreciation was made in the Accounts. The Council was therefore in breach of the law. It has not been clarified how the Council intends to finance the replacement of its assets, in future, in the absence of renewals funds.

3.4 Debtors

The debtors balance increased from Kshs.10,660,093.00 as at 30 June 2006 to Kshs.31,172,078.00 as at 30 June 2007. However, debtors ledgers, detailed schedules, listings and aging analyses were not made available for audit verification. The debtors included Contributions in Lieu of Rates (CILOR) – Kshs.16,276,000.00 and public land rates – Kshs.14,896,078.00. Although the debtors balance had been increasing, no provision for bad and doubtful debts has been made in the Accounts. Consequently, it has not been possible to confirm the correctness of the debtors balance of Kshs.31,172,078.00 as at 30 June 2007.

3.5 Cash and Bank Balances

The cash and bank balance decreased from Kshs.5,837,075.00 as at 30 June 2006 to Kshs.4,141,895.00 as at 30 June 2007. However, the main cash book was not regularly updated during the year and no monthly bank reconciliation statements were prepared as required. In the circumstances,



the accuracy of the cash and bank balance of Kshs.4,141,895.00 reflected in the Accounts as at 30 June 2007 could not be confirmed.

3.6 Creditors

The creditors balance decreased from Kshs.29,332,767.00 as at 30 June 2006 to Kshs.25,107,495.00 as at 30 June 2007. However, the Council did not make available for audit verification the creditors' control ledger or detailed supporting schedules. The creditors amount of Kshs.25,107,495.00 included Kshs.16,566,045.85 in respect of Salary and Councillors' Arrears (representing approximately 70% of the total creditors) and Kshs.6,579,324.00 in respect of statutory deductions and other dues. It has not been explained why the creditors balance of Kshs.25,107,495.00 has not been cleared. Further, non-remittance of statutory deductions was likely to attract substantial penalties and fines. In the circumstances, it has not been possible to ascertain the accuracy of the creditors balance of Kshs.25,107,495.00 as at 30 June 2007.

3.7 Local Authorities Transfer Fund (LATF)

During 2006/2007, the Council received a sum of Kshs.21,234,758.00 as LATF grant. No LATF Balance Sheet was however prepared as required. Out of the above sum, Kshs.4,382,667.00 was spent on debt resolution, Kshs.11,795,631.00 was used in operations, Kshs.4,762,925.00 on capital projects, while a balance of Kshs.293,535.00 was retained in the books. This was however contrary to LATF Regulations which require that at least 50% of the fund be spent on capital projects. Further, a scrutiny of the bank statements for the period revealed a LATF bank balance of Kshs.2,908,130.40 as at 30 June 2007 which was not reflected in the Abstracts of Accounts and no reason has been given for the anomaly. In view of the foregoing, it has not been possible to confirm the accuracy of the LATF grant of Kshs.21,234,758.00 as at 30 June 2007 and that such grant was used for the intended purposes.

3.8 Budget and Budgetary Control

The Council did not operate within the approved estimates during the year. The Council incurred over-expenditure of Kshs.8,368,341.00 or about 29% of the approved estimates of Kshs.28,514,675.00 without Ministerial approval. The Council was again in breach of the law.



4.0 Opinion

Because of the significance of the matters discussed in the preceding paragraphs, I am unable to express an opinion on the Abstracts of Accounts as required by Section 24(2) of the Public Audit Act, 2003 that: all the information and explanations required for the purpose of the audit were received; the Accounts have been properly maintained and are in order; the Abstracts of Accounts present a true and fair view of the financial position of the Council; and, the Accounts comply with the Local Government Act, Cap 265.



A. S. M. Gatumbu

CONTROLLER AND AUDITOR GENERAL

Nairobi

5 August 2009

COUNTY COUNCIL OF LAMU
ABSTRACT OF ACCOUNTS FOR THE YEAR ENDED 30TH JUNE, 2007

A. TREASURER`S REPORT

NOTES ON ACCOUNTS FOR THE YEAR 2006/2007

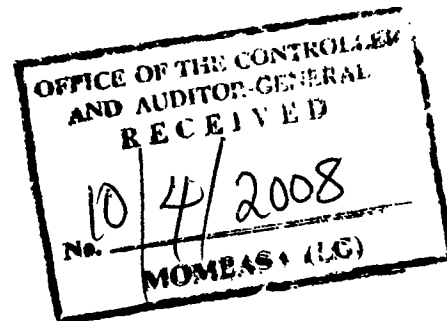
1.1 INTRODUCTION

Its my pleasure to present the County Council of Lamu Abstract of Accounts for the year ending 30th June, 2007.

The Council had seven operational divisions or cost centres.

These are:-

1. Clerks Department
2. Treasurers Department
3. Community Department
4. Conservancy Department
5. Market Department
6. Civic Department
7. Local Authority Transfer Fund
8. Kenya Roads Board Fund



1.2 RESPONSIBILITY CENTRES ACCOUNT STATEMENT

Each individual cost centre financial performance is given separately which represents both income and expenditures respectively.

Local revenue increased from 12,616,283.00 to 13,938,200.00 representing an increase of 10%. All this had positive impact on council's performance.

1.3 EXPENDITURE

The ratio of expenditure on Personnel operations and maintenance was 48: 30: 22.

It should also be noted that some of the funds used during the accounting period were budgeted for use in previous accounting periods especially on debt payments and construction of new projects. They could not be constructed as planned partly due to logistical problems as the council covers the whole District which is expensive.

2. FIXED ASSETS

Fixed assets increased with addition of new ones from 26,677,730.00 to 31,758,904.00.

3. MAJOR CONCEPTS USED

The Accounts have been prepared using generally accepted principles. These include:


1. Continuity or going concern: It is assumed the council will continue operations for foreseeable future.
2. The period of fiscal period: The accounting period has been taken as one year running from July 2006 to June, 2007
3. Cost consideration: The assets have been entered into the books at their historical cost.
4. Accrual accounting or matching: Revenues have been matched against cost incurred during the accounting period.
5. Consistency: Transactions and reporting are similar to the other financial accounting years.
6. Full disclosure: Financial data and other relevant information has been fully disclosed.

4. ADDITIONAL NOTES


- a) Included in the liabilities and presented as others (Kshs. 133,711) as are debts owed to Telkom Ksh. 79,1719 ,Mwema and Associates Ksh. 30,000, Nation News Papers Ksh. 16,684 and Kenya times 7,308

b) Salary arrears and councillor's arrears have not gone down considerably because of huge increases of salaries and allowances during 2006/2007

c) Debtors also went up considerably from Kshs 10,660,093 to 32,704,218.00 mainly because of rates defaulters. The high increase is attributed to new valuation roll which has been put in place.



Signed Date 08/24/08
COUNTY CLERK



Signed Date 8/4/2008
COUNTY TREASURER





B. STATEMENT OF ASSETS AND LIABILITIES AS OF 30TH JUNE, 2007

<u>FIXED ASSETS</u>	<u>2007</u>	<u>2006</u>
Land & Building	25,260,469.00	24,294,620.85
Motor Vehicle	4,587,125.00	1,625,000.00
Furniture & Fittings		
Computer	<u>1,911,310.00</u>	<u>758,110.00</u>
TOTAL FIXED ASSETS	<u>31,758,904.00</u>	<u>26,677,730.85</u>
	=====	=====
<u>CURRENT ASSETS</u>		
Debtors: Land Rates (CILOR)	16,276,000.00	10,660,093.90
Land Rates (Public)	14,896,078.00	-
Prepaid Tax	926,140.00	-
Cash at Bank	4,141,894.00	5,814,124.65
Cash on hand	-	22,950.00
TOTAL CURRENT ASSETS	<u>36,846,113.00</u>	<u>16,497,398.55</u>
TOTAL ASSETS	68,605,017.00	43,175,129.00
<u>CURRENT LIABILITIES</u>		
ALGE	-	-
NSSF	3,612,118.00	4,191,118.00
PROVIDENT FUND	2,071,105.00	3,291,886.00
SUPER FUND	-	-
PAYE (KRA)	-	-
TOYOTA KENYA LTD	1,962,125.00	-
KLGWU (HQ)	358,379.00	430,669.00
KLGWU (Branch)	-	-
COTU	64,356.00	58,396.00
SALARY ARREARS	14,566,832.00	15,407,042.00
COUNCILLORS ARREARS	1,999,214.00	2,374,713.00
SACCO	339,055.00	445,232.00
ALGAK	-	-
OTHERS	<u>133,711.00</u>	<u>133,711.00</u>
	<u>25,107,495.00</u>	<u>29,332,767.00</u>
	=====	=====

COUNTY COUNCIL OF LAMU
ABSTRACT OF ACCOUNTS FOR THE YEAR ENDED 30 JUNE 2007
AMMENDED

		2007 NOTES KSHS.	KSHS.	2006 KSHS.
FIXED ASSETS				
LAND AND BUILDING	2	25,260,469		24,294,621
VEHICLE		4,587,125		1,625,000
FURNITURE AND FITTINGS		758,110		758,110
FURNITURE AND COMPUTER		<u>1,153,200</u>		<u>-</u>
TOTAL			<u>31,758,904</u>	<u>26,677,731</u> ✓
CURRENT ASSETS				
DEBTOR'S	3	32,704,218		10,660,093
CASH AT BANK	4	4,141,895		5,814,125
CASH AT HAND		<u>-</u>		<u>22,950</u>
TOTAL			<u>36,846,113</u>	<u>16,497,168</u> ✓
CURRENT LIABILITIES				
CREDITORS	5		<u>25,107,495</u>	<u>29,332,767</u> ✓
NET CURRENT ASSETS			<u>11,738,618</u>	(12,835,599)
AUTHORITY NET WORTH			<u>43,497,522</u>	<u>13,842,132</u>
FINANCED BY				
CAPITAL DISCHARGES	6	31,758,904		26,677,731
FUND BALANCES	7	11,738,618		(12,835,599)
			<u>43,497,522</u>	<u>13,842,132</u>



 SIGNED BY
 COUNTY CLERK
 DATE 8/4/2008


 SIGNED BY
 COUNTY TREASURER
 DATE 8/4/2008

COUNTY COUNCIL OF LAMU
ABSTRACT OF ACCOUNTS FOR THE YEAR ENDED 30TH JUNE 2007
INCOME AND EXPENDITURE ACCOUNT

SUBJECTIVE HEAD	2005-2006	2006-2007	BUDGET	2006-2007
	ACTUAL	APPROVED	VARIANCE	ACTUAL
	KES	KES	%	KES
CORPORATE INCOME				
Building Forms (Application)	124,800.00	74,600.00		79,400.00
Application for subdivision	40,000.00	30,000.00		25,000.00
Bank commission	11,000.00	-		18,500.00
Building Plan Approval	607,750.00	350,000.00		595,500.00
Bus Park fees	64,550.00	90,000.00		120,210.00
Application for consolidation	-	-		15,000.00
Change of user application	15,000.00	20,000.00		-
Charcoal cess	43,783.00	30,000.00		125,030.00
Contribution in lieu of rates	-	-		-
Crop cess	774,422.00	719,000.00		586,069.00
World Heritage grant	-	-		-
Drainage Fees	223,585.00	500,000.00		395,700.00
Film Shooting Fees	35,000.00	-		112,500.00
Fish Cess	1,794,499.00	1,700,000.00		1,608,219.00
Fish Stalls Fees	20,500.00	50,000.00		43,500.00
Forest Cess	406,685.00	200,000.00		350,435.00
Fruits & Vegetables Fee	386,250.00	300,000.00		254,750.00
Government grant	-	-		-
Hides & Skins	11,500.00	10,000.00		11,900.00
Hire of social Halls	-	-		1,000.00
Hire of Tractor	3,000	-		4,500
Impounding Charges	-	-		1,200.00
Kiosk Allocation Fees	-	-		-
Land rates	1,598,920.00	2,500,000.00		2,631,395.00
Latf Allocation	15,390,164.00	21,234,758.00		21,234,758.00
Legal Persons (Fees)	500.00	-		-
Local Quarry	635,079.00	400,000.00		584,488.00
Market Deposit Fees	-	-		-
Meat Stalls	36,000.00	70,000.00		98,000.00
Miraa Cess	90,380.00	80,000.00		154,610.00
Miscellaneous	2,120.00	-		29,020.00
Mitumba Stalls Fees	26,500.00	50,000.00		53,500.00
Grazing Fees	-	-		-
Open Air Market	158,735.00	80,000.00		156,890.00
Penalty on SBL	13,320.00	20,000.00		5,750.00
Prepaid Land Rates	12,580.00	-		21,539.00
Rates Clearance	87,000.00	100,000.00		114,000.00
Permit for Pit Latrine	-	-		4,800.00
Removal Fees (Export Fees)	104,440.00	70,000.00		121,700.00
Sale of Bursary Forms	150.00	-		-
Sale of Licence Forms	119,900.00	80,000.00		122,900.00
Sale of Tender Forms	2,000.00	-		2,000.00
Sale of Water	80,950.00	80,000.00		102,050.00
Shop Rent/ Tea Room	7,500.00	10,000.00		13,750.00
Sign Board	21,000.00	12,000.00		41,000.00
Arrears of Land Rates	1,037,515.00	-		1,373,255.00
Dipping Fees	9,780.00	-		-
KRB	-	1,135,000.00		1,737,134.00

SUBJECT HEAD	2005-2006	2006-2007	BUDGET	2006-2007
	ACTUAL	APPROVED	VARIANC	ACTUAL
	KES	KES	%	KES
Slaughter House Fee	490,890.00	400,000.00		409,480.00
Stock Auction Fee	83,730.00	80,000.00		63,170.00
Trade Licence	3,193,270.00	3,000,000.00		3,154,850.00
Transfer Plots	210,000.00	200,000.00		285,000.00
Registration of School	5,000.00	-		2,000.00
Other Markets	26,700.00	40,000.00		44,640.00
TOTAL INCOME	28,006,447.00	33,715,358.00	0.00	36,910,092.00
EXPENDITURE:-				
PERSONNEL				
Salary arrears	1,386,396.00	1,800,000.00		1,685,547.00
Salaries	6,871,579.00	7,022,040.00		9,251,590.00
Hardship Allowance	-	998,400.00		
House Allowance		3,873,000.00		
Casual Wages	-	-		-
Contribution to celebrations	15,750.00	20,000.00		19,000.00
Leave Allowance	113,844.00	273,855.00		200,585.00
Lamu Water Services	123,760.00	100,000.00		31,250.00
NHIF	164,620.00	-		210,360.00
NSSF	505,200.00	56,400.00		901,200.00
Overtime Payment	69,293.00	30,000.00		29,056.00
Provident Fund	2,411,559.00	2,283,577.00		2,257,051.00
Special duty allowance	-	-		-
LAP TRUST	369,723.00	510,000.00		718,238.00
Contribution to sports	20,000.00	20,000.00		12,000.00
PAYE	201,022.00	-		1,670,440.00
Arrears of councillors Allowance	509,490.00	1,000,000.00		824,120.00
House rent (VSO)	52,500.00			54,000.00
TOTAL PERSONNEL	12,934,736.00	17,987,272.00	0.00	17,864,437.00
OPERATIONS:-				
ADMINISTRATION				
ALGAK	263,807.00	70,000.00		16,500.00
ALGE	5,000.00	5,000.00		5,000.00
Ash pit Drainage	75,146.00	60,000.00		111,760.00
Entertainment General	78,946.00	120,000.00		36,600.00
Committee Chairman Allowance	504,110.00	888,000.00		209,130.00
Cost of collection	580,538.00	250,000.00		322,353.00
Councillor's Allowance	2,810,129.00	4,035,000.00		4,620,700.00
COTU	6,840.00	-		-
Chairman's Allowance	139,500.00	252,000.00		48,250.00
Honorarium Allowance	1,000.00	-		22,000.00
KLGWU (Branch Dues)	16,840.00	-		-
KLGWU (HQ Dues)	113,950.00	100,000.00		100,000.00
Legal fees	200,265.00	150,000.00		220,290.00
Medical Expenses	17,095.00	20,000.00		41,465.00
Refund of Land Rates	-	-		116,840.00
Co-operative Dues (SACCO)	688,318.00			998,336.00
Show stand	15,000.00	15,000.00		-
Training & Courses	125,750.00	200,000.00		185,130.00
Travelling & subs	986,655.00	900,000.00		1,737,318.00
Uniform and clothing	112,213.00	50,000.00		12,454.00
World Heritage Reg Fee	2,404.00	50,000.00		80,703.00
Public Officer	74,198.00			42,099.00
Licence Refund				500.00



UBJECT HEAD	2005-2006 ACTUAL KES	2006-2007 APPROVED KES	BUDGET VARIANC %	2006-2007 ACTUAL KES
Purchase of Computer	70,060.00	120,000.00		53,000.00
World Heritage Sites Grants Exp.	-	-		-
Clerks Entert		20,000.00		15,250.00
Chairman's Allownce -Vice	120,700.00	242,400.00		49,200.00
TOTAL ADMINISTRATION	7,008,472.00	7,547,400.00	0.00	9,044,879.00
Controller.& A. General				300,000.00
Contribution to Education	3,500.00	300,000.00		-
Bank charges	320,600.00	-		238,444.00
Equipment & Tools	123,143.00	200,000.00		219,723.00
Africities	-	100,000.00		348,348.00
Printing, Stationery dvertisement	633,569.00	250,000.00		409,168.00
Telephone & postage	91,015.00	80,000.00		110,165.00
Total Supplies & Service	1,171,827.00	930,000.00	0.00	1,625,848.00
Premises related Office Rent				12,000.00
Electricity and Water	86,938.00	80,000.00		65,134.00
Maintenance of Building	461,619.00	100,000.00		200,721.00
Total Premises related	548,557.00	180,000.00	0.00	277,855.00
Transport & Plant Related Exp				
Vehicle Operating Expenses	10,144.00	30,000.00		46,324.00
Hire of transport	65,432.00	30,000.00		60,848.00
Total trans & Plant related exp	75,576.00	60,000.00	0.00	107,172.00
TOTAL OPERATIONS	8,804,625.00	26,704,672.00		11,055,754.00
HIV/AIDS Programme		60,000.00		27,000.00
Disaster Fund		100,000.00		129,275.00
Construction ,Repairs & Maintenance				
Replacement of office Equipment	-	100,000.00		17,535.00
Fuel & Lubricants	546,795.00	700,000.00		606,090.00
Survey of Dumpsite	15,000.00	-		40,000.00
Maintenance of Market	81,760.00	150,000.00		119,718.00
Maintenance of S/house	271,473.00	50,000.00		40,610.00
Maintenance office equipment	70,207.00	100,000.00		69,784.00
Maintenance of pound	-			11,920.00
Maintenance of streetlights	12,990.00	70,000.00		28,421.00
Maintenance of vehicle	468,421.00	300,000.00		447,757.00
Maintenance of water supply	2,155.00	100,000.00		1,100.00
VAT	403,781.00	-		682,289.00
LASDAP	-	80,000.00		20,500.00
Repairs and Maintenance general	1,280.00			25,615.00
Street repairs	97,832.00			28,070.00
Projects undertaken	2,863,106.00			4,706,667.00
KRBF				960,474.00
TOTAL CONSTRUCTION, REPAIRS, ALTERATION AND MAINTENANCE	4,849,800.00	1,810,000.00	0.00	7,962,825.00
TOTAL EXPENDITURE	26,589,161.00	28,514,675.00		36,883,016.00
NET SURPLUS (DEFICIT)	-417,286.00			27,076.00

COUNTY COUNCIL OF LAMU
FINAL ACCOUNTS FOR THE YEAR ENDED JUNE 2007
CLERK'S DEPARTMENT

A- To provide advice to elected councillor's in the policy management of the council

B - To provide leadership to the paid of the council, ensuring smooth operations effective
 effective personnel administration and legality actions

SUBJECT HEAD	2005-2006	2006-2007	BUDGET	2006-2007
	ACTUAL	APPROVED	VARIANC	ACTUAL
	KES	KES	%	KES
SERVICE INCOME				
Court Fees	500.00	-		-
Rate Clearance	87,000.00	100,000.00		114,000.00
Transfer of plots	210,000.00	200,000.00		285,000.00
Sale of tender Forms	2,000.00	-		2,000.00
Land Rates	1,598,920.00	2,500,000.00		2,631,395.00
Prepaid Land Rates	12,580.00	-		21,539.00
Sale of Bursary Forms	150.00	-		-
World Heritage Grant	-	-		-
Occupational Certificatefor Business	-	-		-
Film Shooting Fees	35,000.00	-		112,500.00
Arrears of Land Rates	1,037,515.00	-		1,373,255.00
Application for Change of User	15,000.00	20,000.00		-
Application for consolidation				15,000.00
Bank Interest				-
TOTAL INCOME	2,998,665.00	2,820,000.00	0.00	4,554,689.00
EXPENDITURE				
NHIF	7,480.00	-		
Salaries and Allowances	481,320.00	1,142,880.00		627,566.00
House Allowance		766,500.00		-
Hardship Allowance		76,800.00		-
Superfund		203,562.00		
House rent (VSO)	52,500.00	-		42,000.00
Provident Fund	-	94,365.00		
Leave Allowance	12,878.00	42,854.00		27,854.00
Training and Courses	103,000.00	100,000.00		49,630.00
ALGE	5,000.00	5,000.00		-
TOTAL PERSONNEL	662,178.00	2,431,961.00	0.00	747,050.00
OPERATIONS :-				
ADMINISTRATION				116,840.00
Refund of Land rates				27,890.00
Medical Expenses	11,135.00	10,000.00		6,714.00
VAT	4,609.00	-		490,314.00
Travelling & Subs	242,657.00	200,000.00		3,914.00
Uniform & Clothing	35,000.00	10,000.00		16,500.00
ALGAK Exp	13,000.00	70,000.00		-
World Heritage Sites Grant	2,404.00	-		15,000.00
Honorarium Allowance	1,000.00	-		15,250.00
Clerk's Enter	18,400.00	20,000.00		20,290.00
Legal Fees	26,915.00	150,000.00		-
Constrution of Ndambwe Well	20,000.00			
Total Administration	375,120.00	460,000.00	0.00	712,712.00

SUBJECT HEAD	2005-2006 ACTUAL KES	2006-2007 APPROVED KES	BUDGET ARIANCE %	2006-2007 ACTUAL KES
				303,722.00
Printing and Advertisement	439,816.00	200,000.00		110,165.00
Telephone & Postage	87,715.00	80,000.00		69,784.00
Office Equipments		80,000		61,272.00
Electricity & Water	39,421.00	100,000.00		31,250.00
Lamu Water Services Co	117,760.00	100,000.00		
Afrocities		80,000.00		20,500.00
LASDAP		60,000.00		
HIV/AIDS Program		100,000.00		129,275.00
Disaster Fund		100,000.00		
Total Supplies \$ Services	157,181.00	684,712.00		725,968.00
Transport & Plant related Exp				38,454.00
Vehicle operating expenses	10,144.00	30,000.00		-
Overtime	-			60,848.00
Hire of transport	65,432.00	30,000.00		99,302.00
TOTAL TRANSPORT &RELATED	75,576.00	60,000.00		
TOTAL OPERATIONS	1,135,408.00	1,144,712.00		1,537,982.00
REPAIRS, ALTERATIONS & MAIN.				
				200,721.00
Maintenance of Building	320,508.00	100,000.00		17,535.00
Maintenance of office equipment	70,207.00	140,000.00		218,256.00
TOTAL RAM	390,715.00	240,000.00		
TOTAL EXPENDIURE	2,198,301.00	3,816,673.00		2,503,288.00
NET SURPLUS (DEFICIT)	803,844.00	-996,673		2,051,401.00

COUNTY COUNCIL OF LAMU
ABSTRACT OF ACCOUNTS FOR THE YEAR ENDED 30TH JUNE 2007
TREASURER'S DEPARTMENT

- A-To provide Financial advice to the councillors, the town clerk and other service officer for the efficient operation of the council
 B-To establish and operate sound financial systems for the council
 C-To ensure financial transactions are properly recorded and internet control are adhered to.
 D-To collect all revenues properly due to the council
 E-To prepare up to date accounts and other financial management reports as required by the law.

SUBJECT HEAD	2005-2006 ACTUAL KES	2006-2007 APPROVED KES	BUDGET VARIANC %	2006-2007 ACTUAL KES
SERVICE INCOME				
Government Grant	-			122,900.00
Sale of licence Forms (SBP)	119,900.00	80,000.00		79,400.00
Building plan forms (Application)	124,800.00	74,600.00		29,020.00
Miscellaneous Income	2,120.00	-		595,500.00
Building plan approval	607,750.00	350,000.00		-
Application for approval	-	-		25,000.00
Application for Subdivisiion	40,000.00	30,000.00		11,900.00
Hides & Skin	11,500.00	10,000.00		63,100.00
Stock Auction Fee	83,730.00	80,000.00		121,700.00
Removal Fee	104,440.00	70,000.00		586,069.00
Crop cess	774,422.00	719,000.00		1,608,219.00
Fish cess	1,794,499.00	1,700,000.00		5,750.00
Penalty on SBBL	13,320.00	20,000.00		125,030.00
Charcoal cess	43,783.00	30,000.00		350,435.00
Forest cess	406,685.00	200,000.00		584,488.00
Local Quarry	635,079.00	400,000.00		3,154,850.00
Trade Licence (SBP)	3,193,270.00	3,000,000.00		18,500.00
Bank commision	11,000.00	10,000.00		-
Dipping Fees	9,780.00	-		154,610.00
Miraa cess	90,380.00	80,000.00		120,210.00
Bus Park Fees	64,550.00	90,000.00		41,000.00
Sign Board	21,000.00	12,000.00		-
Grazing Fees	-	-		7,797,681.00
TOTAL INCOME	8,152,008.00	6,955,600.00		
EXPENDITURE PERSONNEL				
Salaries and Allowances	3,481,133.00	2,598,120.00		4,750,974.00
House allowance		1,437,000.00		12,000.00
Hardship Allowance		259,200.00		-
N.S.S.F		2,400.00		-
Provident Fund		315,739.00		-
Super Fund		306,855.00		-
Overtime pay	55,135.00	20,000.00		25,399.00
Special duty allowance		-		-
Leave allowance	63,080.00	98,340.00		81,657.00
Acting Allowance		-		-
TOTAL PERSONNEL	3,599,348.00	5,037,654.00		4,870,030.00

SUBJECT HEAD	2005-2006 ACTUAL KES	2006-2007 APPROVED KES	BUDGET VARIANC %	2006-2007 ACTUAL KES
OPERATIONS Administration				
Cost of collection	571,260.00	250,000.00		322,353.00
Uniforms and clothing	-	-		
Medical expenses	3,910.00	10,000.00		13,575.00
show stand	-	15,000.00		-
Miscellaneous expenses	-	-		
Training courses	22,750.00	100,000.00		-
Office Rent	-	18,000.00		12,000.00
Travelling and subs	414,568.00	300,000.00		534,045.00
TOTAL ADMINISTRATION	1,012,488.00		0.00	881,973.00
SUPPLIES & SERVICES				
Printing and stationery	5,077.00	50,000.00		-
Tools and equipment	2,500.00	20,000.00		43,707.00
Sacco Dues	-	-		-
Licence Books and Disk	-	10,000.00		500.00
Bank charges	172,722.00	200,000.00		145,116.00
TOTAL SUPPLIES & SERVICES	180,299.00		0.00	189,323.00
TOTAL OPERATIONS	1,192,787.00	973,000.00		1,071,296.00
TOTAL EXPENDITURE	4,792,135.00	5,990,654.00		5,941,326.00
NET SURPLUS DEFICIT	3,634,462.00	954,946.00		1,856,425.00

COUNTY COUNCIL OF LAMU
ABSTRACT OF ACCOUNTS FOR THE YEAR ENDED 30TH JUNE 2007
COMMUNITY DEPARTMENT

SUBJECT HEAD	2005-2006 ACTUAL KES	2006-2007 APPROVED KES	BUDGET VARIANC %	2006-2007 ACTUAL KES
SERVICE INCOME				
Registration of Schools	5,000.00	-		2,000.00
Hire of Social Hall	-	-		500.00
TOTAL INCOME	5,000.00			2,500.00
EXPENDITURE PERSONNEL				
Salaries and Allowances	803,609.00	1,451,520.00		479,551.00
House Allowance		603,000.00		
Hardship Allowance		211,200.00		
Contribution to celebration	15,750.00	20,000.00		19,000.00
Contribution to sports	14,000.00	20,000.00		12,000.00
Provident Fund		339,948.00		
Leave allowance	18,130.00	58,000.00		25,370.00
Overtime				
TOTAL PERSONNEL	851,489.00	2,703,668.00		535,921.00
OPERATIONS				
Administration				
Travelling	-			
Total Administration	-			-
Supplies of Services	-			
Equipment Tools	-			
Total supplies and services	-			-
TOTAL OPERATION	-	-		-
TOTAL EXPENDITURE	851,489.00	2,703,668.00		535,921.00
NET SURPLUS (DEFICIT)	-846,489.00	-2,703,668		-533,421.00

COUNTY COUNCIL OF LAMU
ABSTRACT OF ACCOUNTS FOR THE YEAR ENDED 2006
CONSERVANCY DEPARTMENT

SUBJECTIVE HEAD	2005-2006	2006-2007	BUDGET	2006-2007
	ACTAUL	APPROVED	VARIANC	ACTAUL
	KES	KES		KES
SERVICE INCOME				
Approval of work on streets	-			-
Sale of water	80,950.00	80,000.00		102,050.00
Hire of tractor	3,000.00			4,500.00
Impounding charges	-			1,200.00
Drainage Fees	223,585.00	500,000.00		395,700.00
Pit latrine permit	-			
TOTAL INCOME	307,535.00	580,000.00	0.00	508,250.00
EXPENDITURE PERSONNEL				
Salaries and Allowances	928,524.00	660,600.00		705,207.00
House allowance		405,000.00		
Hardship allowance		172,800.00		
Overtime payment	7,368.00	-		
Casual wages	-	-		
NSSF	-	2,600.00		
Leave allowance	19,756.00	26,421.00		65,704.00
TOTAL PERSONNEL	955,648.00	1,267,421.00	0.00	770,911.00
OPERATIONS				
Administratiion				
Ash Pit Drainage	75,146.00	60,000.00		101,730.00
Total Administration	75,146.00	60,000.00		
Suppliers and Services				
Uniforms and clothing	56,293.00	30,000.00		1,540.00
Equipment and Tools	99,348.00	30,000.00		146,211.00
Fuel and Lubricants fuel lubricants	43,815.00	700,000.00		51,720.00
Total Suppliers and Services		760,000.00		146,211.00
TOTAL OPERATIONS	274,602.00	1,580,000.00		247,941.00
REPAIRS ALTERATIONS AND MAINTANANCE				
Maintenance of pound	-			11,920.00
maintenance of P-Lavatory	-	10,000.00		
maintenance of water supply	2,155.00	110,000.00		1,000.00
maintenance of market	-	50,000.00		1,100.00
street repairs	97,832.00	1,420,000.00		28,070.00
maintenance of vehicle	204,491.00	300,000.00		140,531.00
maintenance of street lights	12,990.00	70,000.00		28,421.00
TOTAL RAM	317,468.00	1,960,000.00	0.00	211,042.00
TOTAL EXPENDITURE	1,547,718.00	4,687,421.00		1,229,894.00
NET SURPLUS (DEFICIT)	-1,240,183.00	-4,107,421.00		-721,644.00

COUNTY COUNCIL OF LAMU
ABSTRACT OF ACCOUNTS FOR THE YEAR ENDED 30TH JUNE 2007
MARKET DEPARTMENT

SUBJECTIVE HEAD	2005-2006 ACTUAL KES	2006-2007 APPROVED KES	BUDGET VARIANC %	2006-2007 ACTUAL KES
SERVICE INCOME				
Slaughter House Fee	490,890.00	400,000.00		409,480.00
Fruits and Vegetable Fee	386,250.00	300,000.00		254,750.00
Mitumba Stall Fee	26,500.00	50,000.00		53,500.00
Whole Sale Fee	-			-
Kiosk Allocation Fee	-			-
Fish Stall Fee	20,500.00	50,000.00		43,500.00
Meat Stalls Fee	36,000.00	70,000.00		98,000.00
Miscellaneous	-			-
Open Air Market	158,735.00	80,000.00		156,870.00
Tea Room/ Shop Rent	7,500.00	10,000.00		13,750.00
Other Market/ Plot Rent	26,700.00			44,640.00
Market Deposit				-
Market fees arrears				-
TOTAL INCOME	1,153,075.00	960,000.00	0.00	1,074,490.00
EXPENDITURE PERSONEL				
Salaries and Allowances	740,687.00	1,168,920.00		840,206.00
House allowance		661,500.00		-
Hardship allowance		278,400.00		-
Overtime Payment	6,790.00	10,000.00		3,657.00
NSSF	-	32,200.00		
Provident Fund	-	33,525.00		
Leave allowance	-	48,176.00		
TOTAL PERSONNEL	747,477.00	2,232,721.00	0.00	843,863.00
OPERATIONS				
Travelling Expenses	3,450.00			
Bank Charges	24,404.00			13,384.00
Total Administration	27,854.00		0.00	-
Suppliers and Services				
Uniforms and clothing	2,520.00	30,000.00		
Tools and equipment	4,025.00	30,000.00		
VAT	-			768.00
TOTAL SUPPLIE& SERVICES	6,545.00	60,000.00		
PREMISES RELATED				
Electricity and water	20,590.00			3,862.00
TOTAL PREMISES RELATED				3,862.00
TOTAL OPERATIONS	54,989.00			18,014.00
REPAIRS ALTERATIONS AND MAINTENANCE				
Maintenance of Tractor	21,770.00	50,000.00		
Maintenance of market	81,760.00	100,000.00		55,063.00
Maintenance of S/house	72,073.00	100,000.00		40,610.00
TOTAL RAM	175,603.00	250,000.00		95,673.00
TOTAL EXPENDITURE	978,069.00	2,542,721.00		957,550.00
NET SURPLUS (DEFICIT)	175,006.00	-1,582,721.00		116,940.00

COUNTY COUNCIL OF LAMU
ABSTRACT OF ACCOUNTS FOR THE YEAR ENDED 30TH JUNE, 2007
CIVIC DEPARTMENT

To facilitate the representation of the public's view to ensure that of council are in accordance with the aspirations of the public.

SUBJECTIVE HEAD	2005-2006 ACTUAL KES	2006-2007 APPROVED KES	BUGET VARIANC %	2006-2007 ACTUAL KES
SERVICE INCOME				-
TOTAL INCOME				-
EXPENDITURE				-
TOTAL PERSONNEL				-
OPERATIONS				
Public Officer	74,198.00			
Chairman's Entertainment	57,976.00	100,000.00		42,099.00
Travelling Expenses	253,690.00	400,000.00		36,600.00
Councillor's Allowance	1,802,491.00	4,035,600.00		541,860.00
Comm. Chairman Allowance	504,110.00	888,000.00		2,986,201.00
Vice Chairman Allowance	120,700.00	242,400.00		209,130.00
Chairman's Allowance	139,500.00	252,000.00		49,200.00
TOTAL ADMINISTRATION	2,952,665.00		0.00	3,913,340.00
TOTAL EXPENDITURE	2,952,665.00	5,918,000.00		3,913,340.00
NET SURPLUS (DEFICIT)	-2,952,665.00	-5,918,000.00		-3,913,340.00

COUNTY COUNCIL OF LAMU
ABSTRACT OF ACCOUNTS FOR THE YEAR ENDED 30TH JUNE 2007
LOCAL AUTHORITY TRANSFER FUND DEPARTMENT

SUBJECT HEAD	2005-2006	2006-2007	BUDGET	2006-2007
	ACTUAL	APPROVED	VARIANC	ACTUAL
	KES	KES		KES
SERVICE INCOME	14,390,164.00			21,234,758.00
TOTAL INCOME	14,390,164.00			21,234,758.00
EXPENDITURE PERSONEL				1,685,547.00
Salary Arrears	1,386,396.00			800,000.00
NSSF ARREARS	595,200.00			100,000.00
NHIF ARREARS	157,140.00			824,120.00
Councillor's Arrears	436,306.00			100,000.00
KLGWU				750,000.00
Provident Fund				123,000.00
Coop. dues				
TOTAL PERSONNEL	2,575,042.00	0.00	0.00	4,382,667.00
OPERATIONS				
Administration				1,675,704.00
Income Tax/PAYE	201,022.00			718,238.00
LAP Trust	369,723.00			100,000.00
KLGWU (HQ Dues)	113,950.00			1,507,051.00
Provident Fund	2,441,559.00			1,848,085.00
Salaries and Allowances	509,490.00			875,336.00
Co-operative Dues	688,318.00			-
KLGWU (Branch)	6,840.00			5,000.00
ALGE				-
Telephone & Postage	3,300.00			-
ALGAK	250,807.00			-
Chairman's Entertainment	2,570.00			105,446.00
Printing Advert	188,676.00			80,703.00
World Heritage Registration fees	-			1,634,498.00
Councillor's allowance	1,007,638.00			200,000.00
Legal Fees	173,350.00			-
Lamu Water & services Co.	6,000.00			300,000.00
Controller & Auditor General				101,200.00
NSSF - Current Contribution				110,360.00
NHIF - Current Contribution				307,226.00
Vechile Maintenance				10,030.00
Ashpit Drainage				348,348.00
Africities				135,500.00
Training & Courses				7,000.00
Honorarium Allowance				64,657.00
Maintenance of L. Market				10,134,382.00
TOTAL ADMINISTRATION	5,963,243.00			
SUPPLIES AND SERVICE				53,000.00
Purchase of Computer	70,060.00			68,793.00
Bank Charges	123,674.00			670,311.00
VAT	399,172.00			29,805.00
Tools and Equipment	17,270.00			40,000.00
Survey of council Dumpsite	15,000.00			-
Contribution to show stand	15,000.00			-
(COTU)	6,840.00			-
Contribution to Education	3,500.00			-
Contribution to Sports	6,000.00			7,000.00
Uniform & Clothing	18,400.00			-
Electricity and Water (KPLC)	26,927.00			-
Medical Expenses	2,050.00			27,000.00
HIV/AIDS Programme	-			

SUBJECT HEAD	2005-2006 ACTUAL KES	2006-2007 APPROVED KES	BUDGET VARIANC %	2006-2007 ACTUAL KES
Cost of Collection	9,278.00			-
TOTAL SUPPLIES & SERVICES	713,189.00			895,909.00
Transport & Plant related Exp.				
Travelling Expenses	72,290.00			203,100.00
Vehicle Operating Cost	-			7870
Fuel and Lubricants	502,980.00			554,370.00
TOTAL TRANSPORT & SERVICES	575,270.00		0.00	765,340.00
TOTAL OPERATIONS	7,251,684.00			11,795,631.00
CONSTRUCTION REPAIRS				
ALTERATION & MAINTENANCE				
Fencing of Baharini Market	51725			
Manda water djabia	86,896.00			
Construction of Rubu Water. C	-			302,200.00
Preparation Valuation Roll	1,077,591.00			-
Kizingitini Social Hall	158,935.00			199,272.00
Mkunumbi Bus Stage	58,620.00			-
Ndambwel well	32,758.00			-
Faza N. School	120,000.00			419,205.00
Kiunga S. House	116,000.00			-
Ndau Nursery School	27,231.00			-
Construction of Condmnation pit	-			10,000.00
Improvement of Land Drainage System	227,298.00			-
Rehabilitation of Mwambore W.C	-			20,310.00
Rehalibitation of Tractors	242,160.00			-
Construction of Matondoni Social Hall				565,950.00
Repairs and Maintenance	16,280.00			56,258.00
Repairs of County Premises	141,111.00			-
Witu Nusery School	219,762.00			-
Didawaride Water Pipe Project	514,140.00			-
Rehabilitation of Harambee Road Genera	8,300.00			115,250.00
Pandanguo Nursery School (Ment)	259,650.00			16,000.00
Rehabilitation of Lamu S. House	83,400.00			148,124.00
Purchase of Office Furniture				164,417.00
Rehabilitation of County Hall				951,663.00
Construcation of Kiunga Djabia				296,600.00
Construction of Siyu N/School				497,676.00
Purchase of Motor Vechicle				1,000,000.00
TOTAL RAM	3,441,857.00			4,762,925.00
TOTAL EXPENDITURE	13,268,583.00			20,941,223.00
NET SUPLUS/DEFICIT	431,425.00			293,535.00

COUNTY COUNCIL OF LAMU
ABSTRACT OF ACCOUNTS FOR THE YEAR ENDED 30TH JUNE 2007
KENYA ROAD BOARD FUNDS

SUBJECTIVE HEAD	2005-2006	2006-2007	BUDGET	2006-2007
	ACTUAL	APPROVED	VARIANCE	ACTUAL
	KES	KES	%	KES
Service Income	753,765.00			1,737,134.00
Total Income	753,765.00			1,737,134.00
OPERATIONS				
Travelling Expenses	72,740.00			54,300.00
Training & Meetings				3,000.00
Transport	25,210.00			35,740.00
Tools And Equipment	2,000.00			
Withholding VAT	23,617.00			83,352.00
Withholding TAX				2,349.00
Watchman	6,100.00			12,382.00
Printing & Stationery				9,400.00
Telephone				1,000.00
Clerical & Adm				3,000.00
Misc. & Other Charges				1,700.00
Construction and Maintenance	276,500.00			224,440.00
Construction	754,090.00			529,811.00
TOTAL EXPENDITURE MATERIALS	1,160,257.00			960,474.00

Notes to the accounts financial year ended 30 June 2007;

1. The accounts have been prepared on accrual basis for expenditure and the assets are reported at historical costs.
2. Schedule of assets as at 30 June 2007;

	balance as at 1.07.06	additions	balance as
			at 30.06.07
PARTICULARS	Kshs.	Kshs.	Kshs.
kizingitini water catchment	130,400.00	-	130,400.00
siyu water catchment	191,400.00	-	191,400.00
faza water catchment	-	-	-
faza water catchment 1 and 2	161,950.00	-	161,950.00
ndau water catchment	115,200.00	-	115,200.00
tchundwa water catchment	117,200.00	-	117,200.00
mbwajumwazi water catchment	80,065.00	-	80,065.00
nyabogi water catchment	81,586.00	-	81,586.00
kiwayu water catchment	58,000.00	-	58,000.00
stock auction yard	486,556.00	-	486,556.00
public toilets	250,000.00	-	250,000.00
mokowe slaughter slab	135,500.00	-	135,500.00
kiunga slaughter slab	80,000.00	-	80,000.00
hongwe toilets	81,000.00	-	81,000.00
manda water project	583,891.95	-	583,891.95
kizingitini baraza	67,736.55	-	67,736.55
boni nursery	241,170.35	-	241,170.35
matandoni public toilets	81,000.00	-	81,000.00
furniture tchundwa pry school	50,000.00	-	50,000.00
gate mpeketoni market	118,438.90	-	118,438.90
baharini toilets	82,000.00	-	82,000.00
mokowe toilets	82,000.00	-	82,000.00
ndau nursery	300,000.00	-	300,000.00
rubu water reservoir	171,866.30	302,200.00	474,066.30
kizingitini social hall	415,000.00	-	415,000.00
mkunubi bus stage	81,000.00	-	81,000.00
witu nursery school	300,000.00	-	300,000.00
pandaguo nursery school	300,000.00	-	300,000.00
diwarade pipe water	600,000.00	-	600,000.00
ndambwe wall	58,000.00	-	58,000.00
faza pry school	300,000.00	239,205.00	539,205.00
Baharini fence	58,000.00	-	58,000.00
kiunga nursery school	300,000.00	-	300,000.00
matandoni social hall		565,950.00	565,950.00
kiunga djabia		296,600.00	296,600.00
siyu nursery school		497,676.20	497,676.20
TOTAL	6,158,961.05	1,901,631.20	8,060,592.25



equipments	-	-	-
computer	488,192.80	53,000.00	541,192.80
furniture	447,590.00	164,416.85	612,006.85
TOTAL	935,782.80	217,416.85	1,153,199.65
Plant and equipments		-	
TAFE-Tractor-KAB 386Q	795,000.00	-	795,000.00
TAFE-Tractor-KAM 055T	650,000.00	-	650,000.00
TRAILERS	180,000.00	-	180,000.00
motor vehicle		2,962,125.00	2,962,125.00
TOTAL	1,625,000.00	2,962,125.00	4,587,125.00
LAMU BLOCK I/1202 office building	6,000,000.00	-	6,000,000.00
LAMU BLOCK II/20 Mala play ground	500,000.00	-	500,000.00
Lamu Fruits & Vegetables	5,589,877.00	-	5,589,877.00
Lamu Fish Market	1,000,000.00	-	1,000,000.00
Lamu Meat Market	1,000,000.00	-	1,000,000.00
Faza Fish Market	300,000.00	-	300,000.00
Kizingitini Fish Market	300,000.00	-	300,000.00
Lamu Slaughter House	250,000.00	-	250,000.00
Mokowe Slaughter Slab	150,000.00	-	150,000.00
Kiunga Slaughter Slab	100,000.00	-	100,000.00
Kiunga Market (cold storage)	500,000.00	-	500,000.00
Mokowe Car Park (land only)	250,000.00	-	250,000.00
Mokowe land for Housing Scheme	500,000.00	-	500,000.00
Office Furniture (Fittings)	758,110.00	-	758,110.00
Lamu Block II/102 dumping site	760,000.00	-	760,000.00
TOTAL	17,957,987.00	0.00	17,957,987.00
GRAND TOTAL	26,677,730.85	5,081,173.05	31,758,903.90

3. Schedule of debtors as at 30 June 2007;

	balance as at 1.07.06	additions	reduction	balance as at 30.06.07
PARTICULARS	Kshs.	Kshs.	Kshs.	Kshs.
PREPAID TAX	144,373.00	781,767.00		926,140.00
RATES-CILOR	9,333,334.00	6,942,666.00		16,276,000.00
RATES GENERAL	576,387.00	14,319,691.00		14,896,078.00
MARKET STALLS	606,000.00	-		606,000.00
TOTAL	10,660,094.00	22,044,124.00	-	32,704,218.00

4. Bank balances and cash at hand;

		balance as at 1.07.06	additions	balance as at 30.06.07
PARTICULARS		Kshs.	Kshs.	Kshs.
main a/c	205670077	160,173.70		75,300.10
market a/c	205670352	25,803.15		12,928.30
LATF a/c	205670432	5,399,889.10		2,908,130.40
Kenya roads board a/c	205640592	365,229.75		1,145,535.95
old town market (E.U)	205671100			-
		5,951,095.70	-	4,141,894.75
				-
cash at hand		22,950.00		0

5. Schedule of creditors as 30 June 2007;

	balance as at 1.07.06	additions	reduction	balance as at 30.06.07
PARTICULARS	Kshs.	Kshs.	Kshs.	Kshs.
NSSF	4,412,718.00		(800,000.00)	3,612,718.00
PROVIDENT FUND	3,571,105.00		(1,500,000.00)	2,071,105.00
NHIF	-	-		-
KLGWU HQ	430,669.00		(72,290.00)	358,379.00
TOYOTA KENYA LTD	-	1,962,125.00		1,962,125.00
COTU	58,396.00	5,960.00		64,356.00
SALARY ARREARS	15,407,042.00		(840,210.00)	14,566,832.00
COUNCILLORS ARREARES	2,374,712.85		(375,499.00)	1,999,213.85
SACCO	445,232.00		(106,177.00)	339,055.00
ALGAK	-	-		-
OTHERS	133,711.00		-	133,711.00
TOTAL	26,833,585.85	1,968,085.00	(3,694,176.00)	25,107,494.85



6. Schedule of capital discharges as at 30 June 2007;

	balance as at 1.07.06	reduction	additions	balance as at 30.06.07
PARTICULARS	Kshs.	Kshs.	Kshs.	Kshs.
	26,677,730.85			
rubu water reservoir			302,200.00	302,200.00
faza pry school			239,205.00	239,205.00
matandoni social hall			565,950.00	565,950.00
kiunga djabia			296,600.00	296,600.00
siyu nursery school			497,676.20	497,676.20
computer			53,000.00	53,000.00
furniture			164,416.85	164,416.85
motor vehicle			2,962,125.00	2,962,125.00
	26,677,730.85	-	5,081,173.05	31,758,903.90

7. Fund balances;

	balance as at 1.07.06	additions	reduction	balance as at 30.06.07
PARTICULARS	Kshs.	kshs.	kshs.	kshs.
FUND BALANCE	(12,835,368.45)	24,573,988.35		11,738,617.90