


REPUBLIC OF KENYA



Enhancing Accountability

REPORT

OF



THE AUDITOR-GENERAL

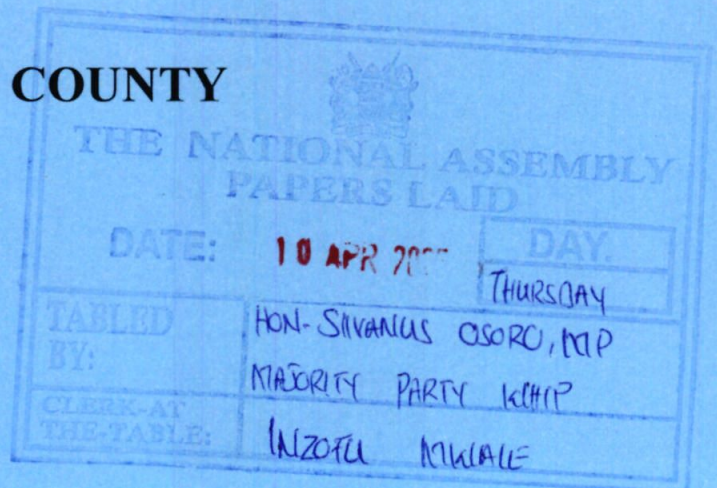
ON

KISII HIGH SCHOOL

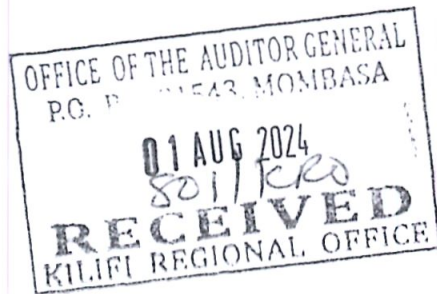
FOR THE YEAR ENDED

30 JUNE, 2023

KISII COUNTY



Revised 30th June 2023.



(Add your School Logo)



KISII HIGH SCHOOL
ANNUAL REPORT AND FINANCIAL STATEMENTS
FOR THE FINANCIAL YEAR ENDED
30 JUNE 2023

Prepared in accordance with the Cash Basis of Accounting Method under the International Public Sector Accounting Standards (IPSAS)



(Leave this page blank)

KISII HIGH SCHOOL
Annual Report and Financial Statements For the year ended 30th June 2023

Table of Contents	Page
1. Acronyms and Glossary of Terms.....	ii
2. Key School Information and Management	iii
3. Summary Report of Performance of The School.....	viii
4. Statement of School Management Responsibility.....	xii
5. Report Of The Independent Auditors (<i>To be attached</i>)	xiii
6. Statement Of Receipts and Payments For the Year Ended 30 th June 2023	1
7. Statement of Assets and Liabilities As At 30 th June 2023	2
8. Statement of Cash Flows for the Year Ended 30 th June 2023	3
9. Statement Of Budgeted Versus Actual Amounts for The Year Ended 30 th June 2023	5
10. Significant Accounting Policies	11
11. Notes To The Financial Statements	13
12. Annexes.....	23

1. Acronyms and Glossary of Terms

Provide a list of all applicable acronyms and glossary of terms e.g.

BOM	Board of Management
CEB	County Education Board
IPSAS	International Public Sector Accounting Standards
KCSE	Kenya Certificate of Secondary Education
PFM	Public Finance Management
PSASB	Public Sector Accounting Standards Board
FY	Financial Year
FDSE	

2. Key School Information and Management

[Customise the details in this section to suit your School]

(a) Background information

The school is domiciled in Kenya and its operations are governed under the Basic Education Act, 2013. It is in Kisii County, Kisii Central Sub-County.

The school was registered in **06/2006** under registration number **GP/A/380/2006** and is currently categorized as a National public school established, owned or operated by the Government.

The school is a boarding school and had 2468 number of students as at 30th June 2023. It has 10 streams and 124 teachers of which 13 teachers are employed by the School Board of Management.

(b) School Board of Management - Board Members

The School Board of Management established under Section 55 of the Basic Education Act, 2013; is composed of the following members:

Ref	Name of Board Member	Designation	Date of appointment
1	MR. PATRICK NYAGOSIA	Chairman	19.01.2021
2	MR. FRED MOGAKA	Secretary - Principal	19.01.2021
3	DR. CECILIAH SANG	Member	19.01.2021
4	DR. ROSE OTIENO	Member	19.01.2021
5	MR. JOELEX ORORA	Member	19.01.2021
6	MRS. FLORENCE OGERO	Member	19.01.2021
7	MR. AUNGA MOMANYI	Member	19.01.2021
8	DR. CAROLINE SITIENI	Member – Rep CEB	19.01.2021
9	MR. EDWIN NYABOGA	Member Rep Teachers	19.01.2021
10	PROF. CHRISTOPHER NGACHU	3 Members - Sponsor	19.01.2021
11	PROF. MABURURU NTABO	Member - Community	19.01.2021
12	DR. ALICE OYONGO	Member Special Needs	19.01.2021
13	HILLARY OTIENO	Rep Students	19.01.2023
14	MR. GEOFFREY KEMONI	Member	19.01.2021
15	MR. MICHAEL NYACHAE	Member	19.01.2021

The functions of the School Board of Management are to:

- Promote the best interests of the School and ensure its development.
- Promote quality education for all pupils in accordance with the standards set under the Basic Education Act, 2013.
- Ensure and assure the provision of proper and adequate facilities for the School.
- Manage the School's affairs in accordance with the rules and regulations governing occupational safety and health.
- Advise the County Education Board on the staffing needs of the School.
- Determine cases of pupils' discipline and make reports to the CEB.
- Prepare comprehensive termly report on all areas of its mandate and submit the report to CEB.
- Administer and manage the resources of the School.
- Receive, collect and account for any funds accruing to the institution in accordance with Article 226 (1) (a) of the Constitution of Kenya, Section 81 of the Public Finance Management Act, 2012 and the Fourth Schedule para 21 and 23 of the Basic Education Act, 2013.

(c) Committees of the Board

(Provide the names of the various committees of the Board established by the Board and the names of the committee members):

Ref	Name of Committee	Names of Members	Designation	Number of meetings attended during the year
1	Executive Committee	1.Patrick Nyagosia 2.Fred Mogaka 3.Dr. Cecilian sang 4. Evans Atambo 5. Dr. Rose Otieno	Chairman BoM Secretary BoM	2 out of 3
2	Audit Committee	1.Michael Nyachae 2. Fred Mogaka 3.Joelex Orora 4. Dr. Caroline Sitien	Chairman Secretary	0 out of 3
3	Finance, procurement and general purposes Committee	1.Patrick Nyagosia 2.Fred Mogaka 3.Dr. Cecilian sang 4. Evans Atambo 5. Dr. Rose Otieno 6. Henry Mosioma 7. Joyce Nyaega 8. Edwin Nyaboga	Chairman Secretary member member member member finance member	2 out of 3

KISII HIGH SCHOOL

Annual Report and Financial Statements For the year ended 30th June 2023

4	Academic Committee	1.Prof. Mabururu M. 2. Mr. Ayieko Dennis 3. Mr. Patrick Nyagosia 4. Mr. Fred Mogaka 5. Mr. Evans Atambo 6. Prof. Christopher N. 7. Dr. Cecilian Sang 8.Mr. Edward Nyangoya	Chairman Secretary BoM chair Principal PA chair member member	2 out of 3
5	Development Committee	1.Ar. Peter Asati 2. Mr. Edwin Nyaboga 3. Mr. Fred Mogaka 4. Mr. Patrick Nyagosia 5. Mr. Evans Atambo 6. Dr. Alice Oyongo 7. Prof. Michael Ntabo 8.Mr. Dan Nyarunda 9.S.C.D.E 10. MoPW	Chairman Secretary Principal member member member member member member	2 out of 3
6	Discipline and welfare Committee	1.Mr. Aunga Momanyi 2.Mr. Fred Mogaka 3. Dr. Alice Oyongo 4.Mrs. Florence Ogero 5.Mr. Joelex Orora 6. Mr. Edwin Nyaboga 7. Mr. George Okoth	Chairman Secretary member member member DP Discipline member	
7	Adhoc Committee (if any during the year)			

KISII HIGH SCHOOL**Annual Report and Financial Statements For the year ended 30th June 2023**

(d) School operation Management

For the financial year ended 30th June 20XX the School day-to-day management was under the following persons:

Ref:	Designation	Name	Identification
1	Principal	Mr. Fred O. Mogaka	TSC No. 421904
2	Deputy Principal	Mr. Edwin K. Nyaboga	TSC No.458696
3	Deputy Principal	Mr. Dennis Ayieko	TSC No.424876
4	School Bursar	Ms. Joyce M. Nyaega	ICPAK No. 30534
5	Other (specify)		

(e) Schools contacts

Post Office Box: 11 - 40200
Telephone: 0706499422
E-mail: kisiischool@yahoo.com
Website: www.kisiischool.co.ke
Twitter:

(f) School Bankers

Provide details of the school bankers.

Name of Bank: NATIONAL BANK-SCHOOL FUND A/C
Branch KISII
Postal Address. 01021033721100

Name of Bank: NATIONAL BANK- OPERATIONS A/C
Branch KISII
Postal Address. 01021033721101

Name of Bank: NATIONAL BANK -PERSONAL EMOL
Branch KISII
Postal Address. 0124203374500

Name of Bank: NATIONAL BANK- INFRASTRUCTURE
Branch KISII
Postal Address. 01025033721101

Name of Bank: NATIONAL BANK-TUTION
Branch KISII
Postal Address.01025033721100

KISII HIGH SCHOOL

Annual Report and Financial Statements For the year ended 30th June 2023

Name of Bank: NATIONAL BANK – P.T.A
Branch KISII
Postal Address. 01242034453300

Name of Bank: EQUITY BANK-FEES COLLECTION A/C
Branch KISII
Postal Address.0510261438417

Name of Bank: SIDIAN BANK-FEES COLLECTION
Branch KISII
Postal Address.01015020003401

Name of Bank: KCB BANK-FEES COLLECTION
Branch KISII
Postal Address.1180746740

Name of Bank: ABSA BANK-FEES COLLECTION
Branch KISII
Postal Address. 2025572230

Name of Bank: ABSA BANK- FARM ACCOUNT
Branch KISII
Postal Address. 2025577496

Name of Bank: EQUITY BANK – GRATUITY
Branch KISII
Postal Address. 0510278541143

MPESA Pay Bill No.4080623 - KCB BANK

MPESA Pay Bill No.4102125 – SIDIAN BANK

(g) Independent Auditors

Office of the Auditor General
Anniversary Towers, University Way
P.O. Box 30084
GPO 00100
Nairobi, Kenya

3. Summary Report of Performance of The School

The following is a summary report of the performance of the school against the set performance evaluation criteria:

a) Financial performance:

- Surplus/ deficit for the year and a comparison of the same for the last three years

YEAR	2022/2023	2021/2022	2020/2021
SURPLUS/(DEFICIT)	48,084,222	38,561,065	25,733,332

- Capitation grants from the Ministry of Education for the last three years

ACCOUNT	2022/2023	2021/2022	2020/2021
TUITION	6,384,746	7,950,667	7,482,940
OPERATIONS	18,882,842	33,995,512	42,448,316
INFRASTRUCTURE	9,458,000		

- A three-year overview of growth of other income(s) earned by the school.

YEAR	2022/2023	2021/2022	2020/2021
SCHOOL FUND ACCOUNT	191,665,560	170,454,624	167,594,630

- A three-year overview of growth in expenditure of the school

	2022/2023	2021/2022	2020/2021
TUITION A/C	19,263,127	21,990,537	17,834,864
OPERATIONS A/C	33,333,359	24,762,582	10,604,617
INFRASTRUCTURE	18,528,049	-	-
SCHOOL FUND A/C	203,350,835	204,208,750	141,993,425

- Movement of debtors and creditors of the school over the last three years

Debtors Movement

YEAR	2022/2023	2021/2022	2020/2021
Debtors	85,212,551	79,915,738	70,498,303

Creditors Movement

<i>YEAR</i>	<i>2022/2023</i>	<i>2021/2022</i>	<i>2020/2021</i>
<i>Creditors</i>	<i>112,198,564</i>	<i>67,175,020</i>	<i>17,799,268</i>

Graphical presentation, ratios, tables, and pie charts should be used to show/ indicate trends unless the school is new).

b) Teacher Student ratio:

(Include the teacher to student ratio, number of teachers recruited and posted to the school within the year, number of teachers that were transferred/ retired during the period as well as number of teachers employed by TSC, and number employed by BOM. One may also include how many teachers the school has for each subject in order to indicate shortage/ allocation of resources).

TEACHERS AS AT 30TH JUNE 2023

	NUMBER
<i>Existing TSC teachers</i>	<i>111</i>
<i>Recruited & posted TSC teachers</i>	<i>11</i>
<i>Transferred /retired TSC teachers</i>	<i>1</i>
<i>Teachers employed by BoM</i>	<i>13</i>
<i>School enrolment</i>	<i>2468</i>
<i>Teacher – student ratio</i>	<i>1:20</i>

e) **Mean score in the 2022 KCSE:**

Give performance of the school for each over the last three years. Include the number of students that have since transitioned to institutions of higher learning. Include the mean score and comment on improvement or otherwise as compared to the school's set score.

PARTICULARS	2022	2021	2020
<i>Mean score attained</i>	9.12	8.891	9.019
<i>Set target</i>	10.2	9.60	9.60
<i>Number to university</i>	500	519	421
<i>Percentage pass</i>	95%	91%	91%

d) **Number of Candidates in the 2022 KCSE:**

(Tabulate the number of candidates sitting for KCSE over the last three years).

Year	2022	2021	2020
<i>Candidates entry</i>	527	569	463

e) **Capacity of the school:**

FACILITY	NUMBER	ENROLMENT	RATIO
<i>Dormitories</i>	13	2468	1:190
<i>Dinning hall</i>	02	2468	1:1234
<i>Labs -Sciences</i>	05	2468	1:494
<i>ICT</i>	02		1:1234
<i>Toilets</i>	90	2468	1:27

KISII HIGH SCHOOL

Annual Report and Financial Statements For the year ended 30th June 2023

f) Development projects carried out by the school:

(Development projects carried out in the year and ongoing projects including a disclosure of project fund sources in a tabular format).

Projects	Source of funds	Status	Initial Cost (Kshs)	Amount Spent (Kshs)	Expected completion time
Two storey dormitory	MIF	Ongoing	16,475,750	15,199,860	July, 2023



.....
School Principal

4. Statement of School Management Responsibility

Section 81 (1) of the Public Finance Management Act, 2012 requires that, at the end of each financial year, each National Government School shall prepare financial statements in respect of that school. Section 81 (3) requires the financial statements so prepared to be in a form that complies with relevant accounting standards as prescribed by the Public Sector Accounting Standards Board (PSASB) of Kenya from time to time.

Schedule 4 (Section 23) of the Education Act, 2013 requires the Board of Management of a public institution of basic education to be keep all proper books and records of accounts of the income, expenditure and assets of the institution.

The Board of Management of Kisii High School accepts responsibility for the school's financial statements, which have been prepared on the Cash Basis Method of Financial Reporting, using appropriate accounting policies in accordance with International Public Sector Accounting Standards (IPSAS).

The Board of Management is of the opinion that the school's financial statements give a true and fair view of the state of the school's transactions during the financial year ended 30th June, 2023, and of the school's financial position as at that date.



.....
Name: Patrick O. Magosia

Designation: Chairman, School Board of Management


Date: 26.6.24



.....
Name: Fred O. Mogaka

Designation: School Principal & Secretary to Board of Management

Date: 26.6.24




.....
Name: Joyce M. Nyalga

Designation: Bursar/ Finance Officer

Date: 26/06/2024

REPUBLIC OF KENYA

Telephone: +254-(20) 3214000
Email: info@oagkenya.go.ke
Website: www.oagkenya.go.ke



HEADQUARTERS
Anniversary Towers
Monrovia Street
P.O Box 30084-00100
NAIROBI

REPORT OF THE AUDITOR-GENERAL ON KISII HIGH SCHOOL FOR THE YEAR ENDED 30 JUNE, 2023 – KISII COUNTY

PREAMBLE

I draw your attention to the contents of my report which is in three parts:

- A. Report on the Financial Statements that considers whether the financial statements are fairly presented in accordance with the applicable financial reporting framework, accounting standards and the relevant laws and regulations that have a direct effect on the financial statements.
- B. Report on Lawfulness and Effectiveness in Use of Public Resources which considers compliance with applicable laws, regulations, policies, gazette notices, circulars, guidelines and manuals and whether public resources are applied in a prudent, efficient, economic, transparent and accountable manner to ensure the Government achieves value for money and that such funds are applied for the intended purpose.
- C. Report on the Effectiveness of Internal Controls, Risk Management and Governance which considers how the entity has instituted checks and balances to guide internal operations. This responds to the effectiveness of the governance structure, risk management environment and internal controls, developed and implemented by those charged with governance for orderly, efficient and effective operations of the entity.

An unmodified opinion does not necessarily mean that an entity has complied with all relevant laws and regulations and that its internal controls, risk management and governance systems are properly designed and were working effectively in the financial year under review.

The three parts of the report are aimed at addressing the statutory roles and responsibilities of the Auditor-General as provided by Article 229 of the Constitution, the Public Finance Management Act, 2012 and the Public Audit Act, 2015. The three parts of the report when read together constitute the report of the Auditor-General.

REPORT ON THE FINANCIAL STATEMENTS

Qualified Opinion

I have audited the accompanying financial statements of Kisii High School set out on pages 1 to 22 which comprise of the statement of financial assets and financial liabilities as at 30 June, 2023 and the statement of receipts and payments, statement of cash flows and statement of budgeted versus actual amounts for the year then ended and a summary

of significant accounting policies and other explanatory information in accordance with the provisions of Article 229 of the Constitution of Kenya and Section 35 of the Public Audit Act, 2015. I have obtained all the information and explanations which to the best of my knowledge and belief, were necessary for the purpose of the audit.

In my opinion, except for the effect of the matters described in the Basis for Qualified Opinion section of my report, the financial statements present fairly, in all material respects, the financial position of the Kisii High School as at 30 June, 2023 and of its financial performance and its cash flows for the year then ended, in accordance with International Public Sector Accounting Standard (Cash Basis) and comply with the Public Finance Management Act, 2012 and the Basic Education Act, 2013.

Basis for Qualified Opinion

1. Unsupported and Long Outstanding Accounts Receivables Balance

The statement of assets and liabilities reflects accounts receivable balance of Kshs.85,212,551 as disclosed in Note 13 to the financial statements. The balance includes receivables amounting to Kshs.69,759,693 in respect of fees arrears, rent, salary advances and suspense account relating to periods which has been outstanding for more than one (1) year.

In the circumstances, the accuracy, fair valuation and recoverability of the accounts receivables balance of Kshs.69,759,693 could not be confirmed.

2. Inaccurate and Long Outstanding Accounts Payable Balance

The statement of assets and liabilities reflects accounts payables balance of Kshs.112,198,564 as disclosed in Note 14 to the financial statements. However, annex 1 on analysis of pending accounts payable reflects a balance of Kshs.68,928,435 resulting to unexplained variance of Kshs.43,270,129. In addition, the balance includes Kshs.36,363,224 in respect of accounts payables for the previous years which has been outstanding for more than one year.

In the circumstances, the completeness and accuracy of the accounts payables balance of Kshs.112,198,564 could not be confirmed.

The audit was conducted in accordance with the International Standards for Supreme Audit Institutions (ISSAIs). I am independent of the Kisii High School Management in accordance with ISSAI 130 on the Code of Ethics. I have fulfilled other ethical responsibilities in accordance with the ISSAI and in accordance with other ethical requirements applicable to performing audits of financial statements in Kenya. I believe that the audit evidence I have obtained is sufficient and appropriate to provide a basis for my qualified opinion.

Key Audit Matters

Key audit matters are those matters that, in my professional judgement, are of most significance in the audit of the financial statements. There were no key audit matters to report in the year under review.

REPORT ON LAWFULNESS AND EFFECTIVENESS IN USE OF PUBLIC RESOURCES

Conclusion

As required by Article 229(6) of the Constitution and based on the audit procedures performed, except for the matters described in the Basis for Conclusion on Lawfulness and Effectiveness in Use of Public Resources section of my report, I confirm that nothing else has come to my attention to cause me to believe that public resources have not been applied lawfully and in an effective way.

Basis for Conclusion

1. Late Submission of Financial Statements to the Auditor-General

Management submitted financial statements for audit on 7 March, 2024 which is six (6) months after the statutory date of 30 September, 2021. This is contrary to Section 47(1) of the Public Audit Act, 2015 which states that financial statements should be submitted to the Auditor-General within three (3) months after the end of the fiscal year to which the accounts relate.

In the circumstances, Management was in breach of the law.

2. Non-Compliance with Procurement Regulations

Review of procurement of goods and services, revealed that the School did not have a procurement professional to manage the procurement functions. Further, procurements undertaken during the year under review were not supported with requisitions issued by user departments to initiate procurement, tender opening minutes and evaluation reports signed by all committee members. In addition, the school did not have an Inspection and Acceptance committee.

In the circumstances, Management was in breach of the law.

The audit was conducted in accordance with ISSAI 4000. The standard requires that I comply with ethical requirements and plan and perform the audit to obtain assurance about whether the activities, financial transactions and information reflected in the financial statements are in compliance, in all material respects, with the authorities that govern them. I believe that the audit evidence I have obtained is sufficient and appropriate to provide a basis for my conclusion.

REPORT ON EFFECTIVENESS OF INTERNAL CONTROLS, RISK MANAGEMENT AND GOVERNANCE

Conclusion

As required by Section 7(1)(a) of the Public Audit Act, 2015 and based on the audit procedures performed, except for the matter described in the Basis for conclusion on Effectiveness of Internal Controls, Risk Management and Governance section of my report, I confirm that nothing has come to my attention to cause me to believe that internal controls, risk management and governance were not effective.

Basis for Conclusion

1. Lack of Approved Information Communication Technology Policy

Review of the school Information Communication and Technology (ICT) environment revealed that there was no formal approved ICT policy in place. Further, the School does not have a data security and disaster recovery plan in place. In addition, Management did not provide an ICT organization structure for audit review.

In the circumstances, the security and reliability of the School's data including the management information system could not be confirmed.

2. Poor Management of Textbooks

2.1 Inadequate Need Assessment Guiding Distribution of Textbooks to Schools

The audit revealed that during the financial year 2022/2023, there was no evidence of instructional need assessment that provided basis for determining the number and subject of instructional material needed by the school. In addition, there was no evidence of SIMSC committee that was set up, SIMSC Minute book Minutes highlighting the needs.

As a result, the opening balances of stock inventory of text books in schools from the inception of the orange book when schools were given text book capitation in terms of numbers and their monetary value could not be ascertained.

In addition, there was risk of loss of text books issued to schools as capitation through obsolete stock.

2.2 Excess Supply of Books

During the year under review, the Ministry of Education distributed textbooks to public secondary schools through Kenya Institute of Curriculum Development (KICD). Examination of records revealed that the Institute distributed a total of five thousand three hundred and twenty-four (5,324) books for four different titles while in total five thousand and fifty-six (5,056) books were issued to students as per the school enrolment resulting to an unexplained excess text books of two hundred and sixty-eight (268) in the School store.

In the circumstances, value for money on the excess two hundred and sixty-eight (268) text books delivered to the school could not be confirmed.

2.3 Shortfall in Number of Textbooks Delivered Compared to Distribution Lists

The audit revealed that there was a shortfall of 2,276 textbooks delivered to the school as indicated in the signed delivery notes, compared to the numbers indicated in the distribution lists provided by the Kenya Institute of Curriculum Development (KICD) and Jomo Kenyatta Foundation (JKF).

The instances of undersupply in this case constitute breach of contract, as the numbers of books distributed do not correspond with delivery instructions under the contracts between KICD and publishers.

In the circumstances, the student did not benefit from the 2,276 books that were not supplied.

2.4 Inadequate Delivery Details of Textbooks Monetary Value

The audit established that the textbooks delivered by publishers did not indicate monetary value making it difficult for schools to quantify the monetary value of its text book stock during financial year. As a result, the value of the books remains unknown to the management of schools leading to inadequate inventory stock taking.

2.5 Inadequate Mechanisms to Manage Loss of Textbooks

The audit revealed that during the financial year 2022/2023, the school had not put in place adequate measures to prevent and recover lost text books. The inadequate control measures included failure to use security systems resulting to the loss of 1,866 textbooks.

In the circumstances, the effectiveness of management of text books in relation to identifying the needs, distribution and secure storage of the books could not be confirmed.

The audit was conducted in accordance with the (ISSAIs) 2315 and 2330. The Standards require that I plan and perform the audit to obtain assurance about whether effective processes and systems of internal controls, risk Management and overall governance were operating effectively in all material respects. I believe that the audit evidence I have obtained is sufficient and appropriate to provide a basis for my conclusion.

Responsibilities of Management and the Board of Management

Management is responsible for the preparation and fair presentation of these financial statements in accordance with International Public Sector Accounting Standards (Cash Basis) and for maintaining effective internal controls as Management determines is necessary to enable the preparation of financial statements that are free from material misstatement, whether due to fraud or error and for its assessment of the effectiveness of internal controls, risk management and governance.

In preparing the financial statements, Management is responsible for assessing the School's ability to continue to sustain its services, disclosing, as applicable, matters related to sustainability of services and using the applicable basis of accounting unless Management is aware of an intention to terminate the School or to cease operations.

Management is also responsible for the submission of the financial statements to the Auditor-General in accordance with the provisions of Section 47 of the Public Audit Act, 2015.

In addition to the responsibility for the preparation and presentation of the financial statements described above, Management is also responsible for ensuring that the activities, financial transactions and information reflected in the financial statements are in compliance with the authorities which govern them, and that public resources are applied in an effective way.

The Board of Management is responsible for overseeing the School's financial reporting process, reviewing the effectiveness of how Management monitors compliance with relevant legislative and regulatory requirements, ensuring that effective processes and systems are in place to address key roles and responsibilities in relation to overall governance and risk management, and ensuring the adequacy and effectiveness of the control environment.

Auditor-General's Responsibilities for the Audit

The audit objectives are to obtain reasonable assurance about whether the financial statements as a whole are free from material misstatement, whether due to fraud or error, and to issue an auditor's report that includes my opinion in accordance with the provisions of Section 48 of the Public Audit Act, 2015 and submit the audit report in compliance with Article 229(7) of the Constitution. Reasonable assurance is a high level of assurance, but is not a guarantee that an audit conducted in accordance with ISSAIs will always detect a material misstatement and weakness when it exists. Misstatements can arise from fraud or error and are considered material if, individually or in the aggregate, they could reasonably be expected to influence the economic decisions of users taken on the basis of these financial statements.

In addition to the audit of the financial statements, a compliance audit is planned and performed to express a conclusion about whether, in all material respects, the activities, financial transactions and information reflected in the financial statements are in compliance with the authorities that govern them and that public resources are applied in an effective way, in accordance with the provisions of Article 229(6) of the Constitution and submit the audit report in compliance with Article 229(7) of the Constitution.

Further, in planning and performing the audit of the financial statements and audit of compliance, I consider internal controls in order to give an assurance on the effectiveness of internal controls, risk management and governance processes and systems in accordance with the provisions of Section 7(1)(a) of the Public Audit Act, 2015 and submit the audit report in compliance with Article 229(7) of the Constitution. My consideration of the internal control would not necessarily disclose all matters in the internal controls that might be material weaknesses under the ISSAIs. A material weakness is a condition in which the design or operation of one or more of the internal control components does not reduce to a relatively low level the risk that misstatements caused by error or fraud in amounts that would be material in relation to the financial statements being audited may occur and not be detected within a timely period by employees in the normal course of performing their assigned functions.


Because of its inherent limitations, internal controls may not prevent or detect misstatements and instances of noncompliance. Also, projections of any evaluation of effectiveness to future periods are subject to the risk that controls may become inadequate because of changes in conditions, or that the degree of compliance with the policies and procedures may deteriorate.

As part of an audit conducted in accordance with ISSAIs, I exercise professional judgement and maintain professional skepticism throughout the audit. I also:

- Identify and assess the risks of material misstatement of the financial statements, whether due to fraud or error, design and perform audit procedures responsive to those risks, and obtain audit evidence that is sufficient and appropriate to provide a basis for my opinion. The risk of not detecting a material misstatement resulting from fraud is higher than for one resulting from error, as fraud may involve collusion, forgery, intentional omissions, misrepresentations, or the override of internal control.
- Evaluate the appropriateness of accounting policies used and the reasonableness of accounting estimates and related disclosures made by Management.
- Conclude on the appropriateness of Management's use of applicable basis of accounting and, based on the audit evidence obtained, whether a material uncertainty exists related to events or conditions that may cast significant doubt on the School's ability to continue to sustain its services. If I conclude that a material uncertainty exists, I am required to draw attention in the auditor's report to the related disclosures in the financial statements or, if such disclosures are inadequate, to modify my opinion. My conclusions are based on the audit evidence obtained up to the date of my audit report. However, future events or conditions may cause the School to cease to continue to sustain its services.
- Evaluate the overall presentation, structure and content of the financial statements, including the disclosures, and whether the financial statements represent the underlying transactions and events in a manner that achieves fair presentation.
- Obtain sufficient appropriate audit evidence regarding the financial information and business activities of the School to express an opinion on the financial statements.
- Perform such other procedures as I consider necessary in the circumstances.

I communicate with Management regarding, among other matters, the planned scope and timing of the audit and significant audit findings, including any significant deficiencies in internal control that are identified during the audit.

I also provide Management with a statement that I have complied with relevant ethical requirements regarding independence and to communicate with them all relationships and other matters that may reasonably be thought to bear on my independence and where applicable, related safeguards.


FCPA Nancy Gathungu, CBS
AUDITOR-GENERAL

Nairobi

29 January, 2025

KISII HIGH SCHOOL

Annual Report and Financial Statements For the year ended 30th June 2023

6. Statement Of Receipts and Payments For the Year Ended 30th June 2023

DESCRIPTION OF VOTE HEAD	NOTE	2022/2023	2021/2022
		KSHS.CTS	KSHS.CTS
RECEIPTS			
Government grants for Tuition	1	6,384,746	7,950,667
Government grants for Operations	2	18,882,842	33,995,512
Government grants for Infrastructure	3	9,458,000	-
School Fund Income- Parents Fees	4	191,083,654	76,704,558
Miscellaneous income	5	581,906	93,750,067
TOTAL RECEIPTS		226,391,148	212,400,804
PAYMENTS			
Payments for Tuition	6	19,263,127	21,990,537
Payments for Operations	7	33,333,359	24,762,582
Payments for Infrastructure	8	18,528,049	-
Boarding and school fund payments	9	203,350,835	204,208,750
TOTAL PAYMENTS		274,475,370	250,961,869
SURPLUS/DEFICIT		(48,084,222)	(38,561,065)

The school financial statements were approved on 26 June 2024 and signed by:



Name: Patrick O. Myagesia


Chair BOM

Date: 26/06/2024



Name: Fred O. Magaka
School Principal/ Secretary to
BOM

Date: 26/06/2024



Name: Joyce M. Myage

Bursar/ Finance Officer


Date: 26/06/2024

(Comparative FY refers to the financial year preceding the current financial year.)

KISII HIGH SCHOOL**Annual Report and Financial Statements For the year ended 30th June 2023****7. Statement of Assets and Liabilities As At 30th June 2023**

	Note	2022/2023	2021/2022
		KSHS.CTS	KSHS.CTS
FINANCIAL ASSETS			
Cash and Cash Equivalents			
Bank Balances	10	813,646	9,158,632
Cash Balances	11	18,036	30,540
Short term Investment	12	-	-
Total Cash and Cash Equivalents		831,682	9,189,172
Account's receivables	13	85,212,551	79,915,739
TOTAL FINANCIAL ASSETS		86,044,232	89,104,911
FINANCIAL LIABILITIES			
Accounts Payable	14	112,198,564	67,175,020
NET FINANCIAL SSETS		(26,154,332)	21,929,890
REPRESENTED BY			
Fund balance b/fwd 1st July...	15	21,929,890	60,490,956
Surplus/Defict for the year		(48,084,222)	(38,561,065)
NET FINANCIAL POSITION		(26,154,332)	21,929,890


The school's financial statements were approved on ___ September ___ 2023 and signed by:


.....

Name: Patrick O. Magesin


Chair BOM

Date:26/06/2024


.....

Name: Fred O. Mogaaka
School Principal/ Secretary to
BOM

Date:26/06/2024


.....

Name: Joyce M. Mwaaga
Bursar/ Finance Officer

Date:26/06/2024

(Comparative FY refers to the financial year preceding the current Financial year.)

KISII HIGH SCHOOL

Annual Report and Financial Statements For the year ended 30th June 2023

8. Statement of Cash Flows for the Year Ended 30th June 2023

	2022/2023	2021/2022
	KSHS.CTS	KSHS.CTS
Receipts from operating activities		
Government grants for Tuition	6,384,746	7,950,667
Government grants for Operations	18,882,842	33,995,512
Government grants for Infrastructure	9,458,000	-
School Fund Income- Parents Fees	191,083,654	64,781,734
Miscellaneous income	581,906	111,209,560
Total receipts	226,391,148	217,937,473
Payments		
Payments for Tuition	9,468,421	11,064,626
Payments for Operations	41,363,879	14,748,582
Payments for Infrastructure	18,528,049	-
Boarding and school fund payments	165,388,289	190,727,014
	234,748,638	216,540,222
Net cash flow from operating activities	(8,357,490)	1,397,251
CASHFLOW FROM INVESTING ACTIVITIES		
Proceeds from Sale of Assets	-	-
Acquisition of Assets	-	-
Proceeds from investments	-	-
Net cash flows from Investing Activities	-	-
NET CASHFLOW FROM BORROWING ACTIVITIES		
Proceeds from borrowings/ loans		
Repayment of principal borrowings		
Net cash flows from Investing Activities		
NET INCREASE IN CASH AND CASH EQUIVALENT	(8,357,490)	1,397,251
Cash and cash equivalent at BEGINNING of the year	9,189,172	7,791,920
Cash and cash equivalent at END of the year	831,682	9,189,172


Note: Cash and Cash Equivalent is the summation of Note 10, 11 and 12.

(The above presentation of cash flow statement uses the direct method of cash flow presentation which is encouraged under IPSAS. Schools should therefore adopt the direct method of cashflow as recommended by PSASB).

KISII HIGH SCHOOL

Annual Report and Financial Statements For the year ended 30th June 2023

The school's financial statements were approved on _____ September _____ 2023 and signed by:



.....
Name: Patrick O. Myagosi


Chair BOM

Date: 26/06/2024



.....
Name: Fred O. Mwangi
School Principal/ Secretary to BOM

Date: 26/06/2024



.....
Name: Joyce M. Mwangi

Bursar/ Finance Officer

Date: 26/06/2024

(Comparative FY refers to the financial year preceding the current Financial year.)

KISII HIGH SCHOOL

Annual Report and Financial Statements For the year ended 30th June 2023

9. Statement Of Budgeted Versus Actual Amounts for The Year Ended 30th June 2023

Receipt/Expense Item	Original Budget	Adjustments	Final Budget	Actual on Comparable Basis	Budget Utilisation Difference	% of Utilisation
	a	b	c=a+b	d	e=c-d	f=d/c %
RECEIPTS						
<i>(1) CAPITATION GRANT ON TUITION</i>						
Exercise books	1,552,320	-	1,552,320	1,962,740	(410,420)	126.4%
Laboratory equipment	1,848,000	-	1,848,000	2,236,140	(388,140)	121.0%
Internal exams	862,400		862,400	447,742	414,658	51.9%
Teaching/learning materials	862,400		862,400	661,434	200,966	76.7%
Chalk	591,360		591,360	457,150	134,210	77.3%
Ref. Materials	739,200		739,200	619,540	119,660	83.8%
			-	-	-	
<i>(2) CAPITATION GRANT ON OPERATIONS</i>						
Personnel emoluments	16,225,440		16,225,440	7,360,479	8,864,961	45.4%
Repairs and maintenance	-		-	-	-	-
Electricity & water	2,500,960		2,500,960	3,291,934	(790,974)	131.6%
Local transport & travelling	2,217,600		2,217,600	3,189,466	(971,866)	143.8%

KISII HIGH SCHOOL

Annual Report and Financial Statements For the year ended 30th June 2023

Medical	476,400		476,400	476,400	-	100.0%
Administration costs	2,217,600		2,217,600	3,210,713	(993,113)	144.8%
Activity	3,696,000		3,696,000	1,353,850	2,342,150	36.6%
Others (specify)	-		-	-	-	-
(3) CAPITATION GRANT ON INFRASTRUCTURE						
Maintenance & Improvement	20,480,000		20,480,000	9,458,000	11,022,000	46.2%
Transitional infrastructure grants (TIG)	-		-	-	-	-
Economic stimulus grants	-		-	-	-	-
Others (specify)	-		-	-	-	-
(4) FEES CHARGED ON PARENTS						
Personnel emoluments	19,129,520		19,129,520	18,768,270	361,250	98.1%
Repairs and maintenance	8,192,000		8,192,000	7,290,963	901,037	89.0%
Local transport / travelling	5,571,104		5,571,104	8,027,455	(2,456,351)	144.1%
Electricity and water	23,704,784		23,704,784	19,362,090	4,342,694	81.7%
Medical	-		-	-	-	-
Administration costs	13,580,460		13,580,460	23,596,702	(10,016,242)	173.8%
Activity	2,875,353		2,875,353	3,593,070	(717,717)	125.0%

KISII HIGH SCHOOL

Annual Report and Financial Statements For the year ended 30th June 2023

Boarding/Lunch	89,847,024		89,847,024	100,280,912	(10,433,888)	111.6%
P.A. Levies	10,164,193		10,164,193	10,164,193	-	100.0%
Others (specify)	-	-	-	-	-	-
(5) OTHER INCOME						
Rental income	442,706	-	442,706	442,706	-	100.0%
Income from farming activities	139,200	-	139,200	139,200	-	100.0%
Insurance compensation	-	-	-	-	-	-
Income from Posho mill	-	-	-	-	-	-
Income from Bus Hire	-	-	-	-	-	-
Income from hire of ground & facilities	-	-	-	-	-	-
Income from Donations	-	-	-	-	-	-
Interest income	-	-	-	-	-	-
Dividends income	-	-	-	-	-	-
Loans/borrowings	-	-	-	-	-	-
Others (specify)	-	-	-	-	-	-
TOTAL INCOME	227,916,024	-	227,916,024	226,391,148	1,524,876	99.3%
(6) EXPENDITURE FOR TUITION						
Exercise books	1,552,320	-	1,552,320	1,425,700	126,620	91.8%

KISII HIGH SCHOOL

Annual Report and Financial Statements For the year ended 30th June 2023

Laboratory equipment	1,848,000	-	1,848,000	7,731,178	(5,883,178)	418.4%
Internal exams	862,400	-	862,400	9,195,551	(8,333,151)	1066.3%
Teaching/learning materials	862,400	-	862,400	45,000	817,400	5.2%
Teachers guides	591,360	-	591,360	425,090	166,270	71.9%
Ref. Materials	739,200	-	739,200	438,318	300,882	59.3%
Bank charges	2,290	-	2,290	2,290	-	100.0%
Others (specify)	-	-	-	-	-	-
(7)EXPENDITURE FOR OPERATIONS						
Personnel emoluments	-	-	-	-	-	-
Service Gratuity	1,808,640	-	1,808,640	1,808,640	-	100.0%
Administration Cost	3,242,880	-	3,242,880	14,370,354	(11,127,474)	443.1%
Repairs & maintenance	-	-	-	-	-	-
Local transport / travelling	3,686,400	-	3,686,400	3,286,300	400,100	89.1%
Electricity and water	4,158,672	-	4,158,672	10,652,442	(6,493,770)	256.2%
Medical	1,036,033	-	1,036,033	1,036,033	-	100.0%
Activity expenses	5,404,800	-	5,404,800	2,179,590	3,225,210	40.3%
Insurance	-	-	-	-	-	-

KISII HIGH SCHOOL

Annual Report and Financial Statements For the year ended 30th June 2023

Others (specify)	-	-	-	-	-	-
(8) EXPENDITURE FOR INFRASTRUCTURE						
Construction of Classrooms	-	-	-	-	-	-
Construction of Laboratory	-	-	-	-	-	-
Construction of Dormitory	20,480,000	-	20,480,000	17,817,499	2,662,501	87.0%
Purchase of furniture	710,550	-	710,550	710,550	-	100.0%
Purchase of equipment	-	-	-	-	-	-
Purchase of apparatus	-	-	-	-	-	-
Drilling of boreholes	-	-	-	-	-	-
Others (specify)	-	-	-	-	-	-
(9) EXPENDITURE FOR SCHOOL FUND						
Personnel emoluments	19,129,520	-	19,129,520	27,752,700	(8,623,180)	145.1%
Service gratuity	-	-	-	582,343	(582,343)	-
Repairs & maintenance	8,192,000	-	8,192,000	6,044,321	2,147,679	73.8%
Local transport / travelling	5,571,104	-	5,571,104	11,041,160	(5,470,056)	198.2%
Electricity and water	23,704,784	-	23,704,784	7,344,991	16,359,793	31.0%
Medical Expenses	-	-	-	43,860	(43,860)	-

KISII HIGH SCHOOL

Annual Report and Financial Statements For the year ended 30th June 2023

Administration costs	13,580,460	-	13,580,460	24,128,672	(10,548,212)	177.7%
Activity	2,875,353	-	2,875,353	3,536,370	(661,017)	123.0%
Boarding equipment & stores	89,847,024	-	89,847,024	114,723,659	(24,876,635)	127.7%
Expenses on IGA	-	-	-	-	-	-
Rental expenses	865,934	-	865,934	865,934	-	100.0%
Service gratuity	1,180,150	-	1,180,150	1,180,150	-	100.0%
Loan Principal repayment	-	-	-	-	-	-
Loan Interest repayment	-	-	-	-	-	-
Acquisition of Assets	-	-	-	-	-	-
P.A expenses	6,106,676	-	6,106,676	6,106,676	-	100.0%
Others (specify)	-	-	-	-	-	-
TOTAL	218,038,950	-	218,038,950	274,475,370	(56,436,421)	125.9%

[Provide below a commentary on significant underutilization (below 90% of utilization) and any overutilization above 100%]

- i. There is overutilization due to payment made to creditors in most of the vote heads.
- ii. The FDSE money & parents fees was not received as budgeted

10. Significant Accounting Policies

The principal accounting policies adopted in the preparation of these financial statements are set out below:

1. Statement of compliance and basis of preparation

The financial statements have been prepared in accordance with and comply with International Public Sector Accounting Standards (IPSAS) with particular emphasis on Cash Basis Financial Reporting under the Cash Basis of Accounting and applicable government legislations and regulations. The financial statements comply with and conform to the form of presentation prescribed by the Public Sector Accounting Standards Board of Kenya.

This cash basis of accounting has been supplemented with accounting for; a) receivables that include school fees from parents, imprest, salary advances and other receivables and b) payables that include deposits and retentions and payables from operations.

The financial statements are presented in Kenya Shillings, which is the functional and reporting currency of the *school*, and all values are rounded to the nearest Kenya Shilling (Kshs). The accounting policies adopted have been consistently applied to all the years presented.

2. Recognition of receipts and payments

The *school* recognises all receipts from the various sources when the event occurs, and the related cash has actually been received by the *school*. In addition, the *school* recognises all expenses when the event occurs, and the related cash has actually been paid out by the *school*. Income arising from school fees is recognised when the event occurs whether cash is received or not. Expenditure arising from operations is recognised when the event occurs irrespective of receipt of cash.

3. In-kind contributions

In-kind contributions are donations that are made to the *school* in the form of actual goods and/or services rather than in money or cash terms. These donations may include vehicles, equipment or personnel services. Where the financial value received for in-kind contributions can be reliably determined, the *school* includes such value in the statement of receipts and payments both as a receipt and as a payment in equal and opposite amounts; otherwise, the contribution is not recorded.

4. Cash and cash equivalents

Cash and cash equivalents comprise cash on hand and cash at bank, short-term deposits on call and highly liquid investments with an original maturity of three months or less, which are readily convertible to known amounts of cash and are subject to insignificant risk of changes in value. Bank account balances include amounts held at various financial institutions at the end of the financial year.

5. Accounts Receivable

For the purposes of these financial statements, imprests and advances to authorised public officers and/or institutions which were not surrendered or accounted for at the end of the financial year are treated as receivables. Accounts receivables also include school fees billed to parents for services rendered but not paid. This is an enhancement to the cash accounting policy. Other accounts receivables are disclosed in the financial statements.

6. Accounts Payable

For the purposes of these financial statements, deposits and retentions held on behalf of third parties have been recognized as accounts payables. This is in recognition of the government practice of retaining a portion of contracted services and works pending fulfilment of obligations by the contractor and to hold deposits on behalf of third parties. Payables also include expenditure incurred for the purchase of goods, works and services that has been rendered and not settled. This is an enhancement to the cash accounting policy adopted for public secondary schools. Other liabilities are disclosed in the financial statements.

7. Non-current assets

Non-current assets are expensed at the time of acquisition while disposal proceeds are recognized as receipts at the time of disposal. However, the acquisitions and disposals are reflected in the school fixed asset register a summary of which is provided as a memorandum to these financial statements.

8. Budget

The budget is developed on the same accounting basis (cash basis), the same accounts classification basis, and for the same period as the financial statements. The *school's* budget was approved by the School Board of Management. A comparison of the actual performance against the comparable budget for the financial year under review has been included in the financial statements.

9. Comparative figures

Where necessary comparative figures for the previous financial year have been amended or reconfigured to conform to the required changes in presentation.

10. Subsequent events

There have been no events subsequent to the financial year end with a significant impact on the financial statements for the year ended 30th June 2023.

KISII HIGH SCHOOL**Annual Report and Financial Statements For the year ended 30th June 2023****11. Notes To The Financial Statements****1 Government Grants for Tuition**

	2022/2023	2021/2022
	KSHS.CTS	KSHS.CTS
Exercise books	1,962,740	2,103,668
Laboratory equipment	2,236,140	2,594,308
Internal exams	447,742	641,027
Teaching/learning materials	661,434	1,280,298
Chalk	457,150	542,315
Ref materials	619,540	789,051
Teachers guides	-	-
Total	6,384,746	7,950,667

**Include others as per MOE circulars*

2 Government Grants for Operations

	2022/2023	2021/2022
	KSHS.CTS	KSHS.CTS
Personnel emoluments	7,360,479	9,984,323
Repairs & maintenance	-	12,327,500
Electricity and water	3,291,934	4,338,597
Local transport / travelling	3,189,466	3,088,310
Medical	476,400	470,800
Administration costs	3,210,713	3,785,982
Activity	1,353,850	-
Others (specify)	-	-
Total	18,882,842	33,995,512

**Include others as per MOE circulars*

3 Government Grants for infrastructure

	2022/2023	2021/2022
	KSHS.CTS	KSHS.CTS
Maintenance & Improvement	9,458,000	-
Transitional Infrastructure grants	-	-
Economic stimulus grants	-	-
Others (specify)	-	-
Total	9,458,000	-

KISII HIGH SCHOOL**Annual Report and Financial Statements For the year ended 30th June 2023****4 School Fund Income - Parents Contribution/Fees**

	2022/2023	2021/2022
	KSHS.CTS	KSHS.CTS
Personnel emoluments	18,768,270	25,440,505
Repairs and maintenance	7,290,963	7,909,543
Local transport / travelling	8,027,455	6,587,590
Electricity and water	19,362,090	20,128,858
Medical	-	-
Administration costs	23,596,702	13,553,776
Activity	3,593,070	3,084,287
Boarding equipment & stores	100,280,912	-
PA Levies	10,164,193	-
Others (specify)	-	-
Total	191,083,654	76,704,558

**Includes all levies charged by the school outside the fees structure but by mutual agreement with the parents.*

5 Miscellaneous Incomes

	2022/2023	2021/2022
	KSHS.CTS	KSHS.CTS
Rental income	442,706	217,650
Income from farming activities	139,200	1,830,300
Insurance compensation	-	-
Income from Posho mill	-	-
Income from Bus Hire	-	-
Income from hire of facilities	-	-
Income from Donations	-	-
Boarding equipment & stores	-	83,798,104
PA Levies	-	7,904,012
Loans/borrowings	-	-
Others (specify)	-	-
Total	581,906	93,750,067

(Include an explanation on the kind and source of grants/ donations received by the school.)

**Ensure proper authorization from MOE before obtaining loans/borrowings.*

**Indicate what other income relates to including income arising from writebacks if any.*

KISII HIGH SCHOOL**Annual Report and Financial Statements For the year ended 30th June 2023****Notes to the Financial Statements (continued)****6 Tuition**

	2022/2023	2021/2022
	KSHS.CTS	KSHS.CTS
Chalks	1,425,700	1,069,500
Exercise books	7,731,178	7,651,902
Laboratory equipment	9,195,551	11,049,871
Internal exams	45,000	272,300
Teaching/learning materials	425,090	1,425,974
Teachers guides	438,318	520,750
Bank charges	2,290	240
Others (specify)	-	-
Total	19,263,127	21,990,537

7 Operations

	2022/2023	2021/2022
	KSHS.CTS	KSHS.CTS
Personnel emoluments	-	8,000
Service Gratuity	1,808,640	3,000,000
Administration Cost	14,370,354	10,286,185
Repairs & maintenance	-	-
Local transport / travelling	3,286,300	3,537,250
Electricity and water	10,652,442	5,641,930
Medical	1,036,033	225,260
Activity expenses	2,179,590	740,290
MIF	-	1,323,667
Others (specify)	-	-
Total	33,333,359	24,762,582

Notes to the Financial Statements (continued)

8 Infrastructure

	2022/2023	2021/2022
	KSHS.CTS	KSHS.CTS
Construction of Classrooms	-	-
Construction of Laboratory	-	-
Construction of Dormitory	17,817,499	-
Purchase of furniture	710,550	-
Purchase of equipment	-	-
Purchase of apparatus	-	-
Drilling of boreholes	-	-
Others (specify)	-	-
Total	18,528,049	-

9 Boarding And School Fund

	2022/2023	2021/2022
	KSHS.CTS	KSHS.CTS
Personnel emoluments	27,752,700	25,120,448
Refunds	582,343	372,009
Repairs & maintenance	6,044,321	10,723,103
Local transport / travelling	11,041,160	5,341,274
Electricity and water	7,344,991	8,556,168
Medical Expenses	43,860	-
Administration costs	24,128,672	28,869,091
Activity	3,536,370	1,636,550
Boarding equipment & stores	114,723,659	87,158,712
Expenses on Farm	-	4,001,402
Rental expenses	865,934	119,500
Expenses on IGA	1,180,150	-
Loan Principal repayment	-	-
Loan Interest repayment	-	-
MIF	-	28,161,927
P.A expenses	6,106,676	4,148,566
Others (specify)	-	-
Total	203,350,835	204,208,750

(Expenses on income generating activities** should include all costs relating to the school earnings on miscellaneous receipts as recorded in note 5. These costs should include farm maintenance, posho mill maintenance, ground maintenance and costs incurred during hire of school bus among others).

KISII HIGH SCHOOL

Annual Report and Financial Statements For the year ended 30th June 2023

Notes to the Financial Statements (continued)

10 Bank Accounts

Name & Bank	Status	Bank Account Number	2022/2023	2021/2022
			KSHS.CTS	KSHS.CTS
Tuition Account - NBK	Active	01025033721100	132,199	397,735
Operations Account - NBK	Active	01021033721101	134,798	313,231
School fund 1 - NBK	Active	01021033721100	355,868	385,077
School fund 2 - EQUITY	Active	0510261438417	239,457	473,287
School fund 3 - SIDIAN	Active	01015020003401	(815,582)	545,505
School fund 4 - KCB	Active	1180746740	68,604	284,864
School fund 5 - ABSA	Active	2025572230	72,287	586,191
School fund 6 - COOP	Active	01129808630000	88,958	573,279
Infrastructure -NBK	Active	01025033721101	174,868	4,133,416
Savings PE - NBK	Active	01242033740500	9,739	762,077
PA - NBK	Active	01242034453300	32,807	509,205
Farm - ABSA	Active	2025577496	279,259	124,824
Gratuity - Equity	Active	0510278541143	40,384	69,942
Total			813,646	9,158,632

11 Cash In Hand

Description	2022/2023	2021/2022
	Kshs	Kshs
Notes and Coins	18,036.15	30,540.00
Total	18,036.15	30,540.00

12 Short Term Investments

Description	2022/2023	2021/2022
	Kshs	Kshs
Cooperative Shares	-	-
Treasury Bills	-	-
Fixed Deposit accounts	-	-
Other Investments	-	-
Total	-	-

KISII HIGH SCHOOL**Annual Report and Financial Statements For the year ended 30th June 2023**

Description	2022/2023	2021/2022
	KSHS.CTS	KSHS.CTS
Fees arrears	80,061,424	74,951,885
PAYE	-	21,227
Rent	1,924,400	1,924,400
Salary Advances	689,174	480,674
Suspense account	2,537,552	2,537,552
Total	85,212,551	79,915,739

13 b Ageing Analysis of Accounts Receivable

Description	2022/2023		2021/2022	
	KSHS.CTS	% of total	KSHS.CTS	% of total
Less than 1 year	15,452,858	18%	-	0%
Between 1 - 2 yeears	15,164,289	18%	25,320,335	32%
Between 2 - 3 years	27,236,668	32%	27,236,668	34%
Over 3 years	27,358,736	32%	27,358,736	34%
Total	85,212,551	100%	79,915,739	100%

14 Accounts Payable

Description	2022/2023	2021/2022
	KSHS.CTS	KSHS.CTS
Trade creditors	105,291,659	59,972,512
Prepaid fees	6,906,905	7,202,508
Retention monies	-	-
Total	112,198,564	67,175,020

Notes to the Financial Statements (continued)**14a. Ageing Analysis of Accounts Payable**

Description	2022/2023		2021/2022	
	KSHS.CTS	% of total	KSHS.CTS	% of total
Less than 1 year	75,835,340	68%	-	0%
Between 1 - 2 years	36,363,224	32%	51,912,899	87%
Between 2 - 3 years	-	0%	3,777,068	6%
Over 3 years	-	0%	4,282,545	7%
Total	112,198,564	100%	59,972,512	100%

KISII HIGH SCHOOL**Annual Report and Financial Statements For the year ended 30th June 2023**

15 Fund Balance Brought Forward

Description		2022/2023		2021/2022
		KSHS.CTS		KSHS.CTS
Bank balances		9,158,632		7,751,185
Cash balances		30,540		40,736
Short Term Investments		-		-
Receivables		79,915,739		70,498,303
Payables		67,175,020		17,799,268
Total		21,929,890		60,490,956

KISII HIGH SCHOOL**Annual Report and Financial Statements For the year ended 30th June 2023****Other important disclosure notes**

IPSAS Cash Standard encourages an entity to disclose accrual related information in relation to an entity's assets and liabilities. The notes outlined below are disclosure notes in relation to the school's non-financial assets and liabilities.

16 Non-current Liabilities Summary

Description	2022/2023	2021/2022
	Kshs	Kshs
Bank Loans	-	-
Outstanding Leases	-	-
Hire Purchase	-	-
Gratuity And Leave Provision	-	-
Others (specify)	-	-
Total	-	-

17 Biological assets

Description	Numbers	2022/2023	2021/2022
		Kshs	Kshs
Cattle		765,000.00	965,000.00
Pigs		330,000.00	330,000.00
Trees		1,200,000.00	1,500,000.00
Kales		792,000.00	792,000.00
Banana		181,000.00	281,000.00
Others Napier		60,000.00	60,000.00
Total		3,328,000.00	3,928,000.00

18 Borrowings

Description	Kshs	Kshs
Borrowings at beginning of the year	-	-
Borrowings during the year	-	-
Repayments during the year	-	-
Balance at the end of the year	-	-

KISII HIGH SCHOOL**Annual Report and Financial Statements For the year ended 30th June 2023****Other important disclosure notes****19 Stock/ Inventory**

Description	2022/2023	2021/2022
	Kshs	Kshs
Food stuffs	4,902,620.00	3,275,003.00
Lab consumables	3,000,000.00	2,000,000.00
Farm produce	150,000.00	80,000.00
Medication	7,000.00	5,000.00
Construction Materials	60,000.00	-
Others (specify)	-	-
	8,119,620.00	5,360,003.00

(Stock to be measured at lower of cost and net realisable value. Net realisable value is the difference between selling costs less costs to sell)

KISII HIGH SCHOOL


Annual Report and Financial Statements For the year ended 30th June 2023

20 Progress On Follow Up Of Auditor Recommendations

The following is the summary of issues raised by the external auditor, and management comments that were provided to the auditor.

Ref No.	Issue / Observations from Auditor	Management comments	Status: (Resolved / Not Resolved)	Timeframe: (Put a date when you expect the issue to be resolved)

Sign and Date
Principal



KISHI HIGH SCHOOL

Annual Report and Financial Statements For the year ended 30th June 2023

12. Annexes

Annex I - Analysis of Pending Accounts Payable

Number of Accounts Payable	Amount	Date	Amount Paid	Outstanding Balance	Outstanding Balance	Comments
	Kshs		Kshs	Kshs	Kshs	
Construction Of Buildings						
1. Richrose enterprises	939,000.00	01.07.2022	2,700,000.00	337,800.00	670,000.00	
2. Annfra enterprises	3,091,040.00	01.07.2022	3,350,000.00	354,700.00	604,660.00	
3. Dollar transporters	848,150.00	05..1.2022	800,000.00	48,150.00	648,150.00	
4. Eswa group company	2,478,522.00	01.07.2022	2,739,500.00	326,122.00	587,100.00	
5. Ceresheshe enterprise	590,000.00	01.06.2022	500,000.00	90,000.00	300,000.00	
6. Phamox agencies	782,150.00	01.07.2022	689,000.00	93,150.00	0.00	
Sub-Total	8,728,862.00		10,778,500.00	1,249,922.00	2,809,910.00	
Supply Of Goods						
7. Morpa investments	13,753,000.00	01.07.2022	5,791,000.00	8,742,000.00	780,000.00	
8. Nyarinda investments	3,368,3213.00	01.07.2022	2,420,000.00	1,748,296.00	799,975.00	
9. Nyakoe butchery	5,397,000.00	01.07.2022	3,656,520.00	1,862,000.00	1,073,520.00	
10. Erimat general suppliers	3,123,000.00	01.07.2022	2,100,000.00	1,023,000.00	0.00	
11. Benard monari akuma	2,185,700.00	01.07.2022	1,705,700.00	480,000.00	0.00	

KISII HIGH SCHOOL

Annual Report and Financial Statements For the year ended 30th June 2023

Supplier/Contractor/Supplier	Original Amount	Contracted Date	Amount Paid To Date	Outstanding Balance 2022/2023	Outstanding Balance Comparative 2021/2022	Comments
12. Peaksale international	274,900.00	01.07.2021	1,200,000.00	349,900.00	1,275,000.00	
13. Penjamo agencies & general supplies ltd	1,335,000.00	01.07.2021	750,000.00	285,000.00	1,035,000.00	
14. Joprucor investment	808,950.00	01.07.2022	779,150.00	91,800.00	62,000.00	
15. Famaso general merchants	1,531,000.00	01.07.2022	1,568,250.00	592,750.00	630,000.00	
16. Lexotandah africans suppliers	1,155,000.00	01.07.2022	980,000.00	505,000.00	330,000.00	
17. Mellen kemunto osoro	875,000.00	01.07.2021	569,000.00	200,000.00	769,000.00	
18. Wilfri kenya ltd	1,353,100.00	01.07.2021	1,100,000.00	253,100.00	979,600.00	
19. Dynamo investments	1,986,780.00	01.07.2022	1,350,000.00	336,780.00	1,614,720.00	
20. Risosa pata supplies	1,533,860.00	01.07.2022	1,250,000.00	966,525.00	682,665.00	
21. Riandire general supplies	715,000.00	01.07.2022	1,275,000.00	125,000.00	685,000.00	
22. Fidelis nyakoe	1,919,050.00	01.07.2022	1,756,430.00	413,810.00	251,190.00	
23. Jumato enterprises	780,000.00	01.07.2022	950,000.00	360,000.00	530,000.00	
24. Romine enterprises	1,312,500.00	01.07.2022	2,865,000.00	896,033.00	2,448,533.00	
25. Mowa engineering	866,000.00	01.07.2022	1,490,000.00	1,432,650.00	2,056,650.00	
26. Natha sogomo	225,000.00	01.07.2021	100,000.00	125,000.00	225,000.00	
27. Upward suppliers	1,114,000.00	01.07.2022	2,015,000.00	469,000.00	1,370,000.00	
28. Juevvs enterprises	1,256,750.00	01.07.2022	1,352,500.00	556,750.00	652,500.00	
29. Maoke enterprises	3,749,300.00	01.07.2022	3,716,000.00	1,356,740.00	980,000.00	

KISII HIGH SCHOOL

Annual Report and Financial Statements For the year ended 30th June 2023

Supplier Of Goods Or Services	Original Amount	Contracted Date	Amount paid To Date	Outstanding Balance 2022/2023	Outstanding Balance Comparative 2021/2022	Comments
30. Chev energies lid	4,821,587.00	01.07.2022	5,300,000.00	524,987.00	0.00	
31. Crystaly general suppliers	2,563,207.00	01.07.2022	1,913,207.00	650,000.00	0.00	
32. Kcha agencies	1,019,000.00	01.07.2022	525,000.00	494,000.00	494,000.00	
33. Gresheshee enterprise	2,887,200.00	01.07.2022	1,300,000.00	1,587,200.00	0.00	
34. Veldran investments	2,768,515.00	01.07.2022	1,600,000.00	1,168,515.00	0.00	
35. Gemoba agencies	5,260,684.00	01.07.2022	3,700,000.00	1,560,684.00	0.00	
36. Jobdams investments	2,039,000.00	01.07.2022	1,342,100.00	772,400.00	0.00	
37. Mary mosinya	1,701,400.00	01.07.2022	837,900.00	850,000.00	0.00	
38. Robakoa enterprise	630,000.00	01.07.2022	500,000.00	130,000.00	0.00	
39. Obed okemwa	1,750,490.00	01.07.2022	1,428,740.00	321,750.00	0.00	
40. Komwaro agencies	930,000.00	01.07.2022	700,000.00	230,000.00	0.00	
41. Anipol agencies	1,894,050.00	01.07.2022	250,000.00	1,644,050.00	0.00	
42. Getabu agencies	330,000.00	01.07.2022	0.00	330,000.00	0.00	
43. Godfrey odhiambo	350,000.00	01.07.2022	222,000.00	128,000.00	0.00	
44. School farm	791,500.00	01.07.2022	0.00	791,500.00	0.00	
45. Jane mwaura	900,000.00	01.07.2022	0.00	900,000.00	0.00	
46. Phamox agencies	1,068,765.00	01.07.2022	1,085,290.00	98,375.00	144,290.00	
47. Reflection furniture	563,816.00	01.01.2021	0.00	563,816.00	563,816.00	

KISHI HIGH SCHOOL

Annual Report and Financial Statements For the year ended 30th June 2023

Supplier Or Credit Or Services	Original Amount	Date Confirmed	Amount Paid To Date	Outstanding Balance 2022/2023	Outstanding Balance Comparative 2021/2022	Comments
48. Screen print agency	1,269,400.00	01.01.2021	200,000.00	1,069,000.00	1,269,400.00	
49. Makwasa enterprise	515,000.00	01.01.2021	200,000.00	315,000.00	415,000.00	
50. Eno designers & office supplies	456,900.00	01.07.2022	283,000.00	173,900.00	0.00	
51. Cyber school	116,000.00	01.07.2022	0.00	116,000.00	0.00	
52. Mogaka fashion & design	552,800.00	01.07.2022	200,000.00	352,800.00	0.00	
53. Kode general merchandise	158,000.00	01.07.2022	0.00	158,000.00	0.00	
54. Kisii uniform centre	502,050.00	01.05.2022	125,500.00	376,550.00	376,550.00	
55. Bafia investments	47,000.00	01.07.2022	0.00	47,000.00	0.00	
56. Kiseen enterprises	140,000.00	01.07.2021	70,000.00	70,000.00	70,000.00	
57. Joliz school supplies	574,960.00	01.07.2022	476,970.00	225,990.00	128,000.00	
58. Stretch tech computers ltd	662,300.00	01.07.2022	440,000.00	454,800.00	232,500.00	
59. Edika investment	603,000.00	01.07.2022	200,000.00	40,3000.00	0.00	
60. Licada high-tech systems	2,982,000.00	01.07.2021	1,350,000.00	2,734,000.00	1,101,500.00	
61. Starowa investments	616,000.00	01.07.2022	793,490.00	793,490.00	1,217,490.00	
62. Daviano general stationery	750,000.00	01.07.2022	670,000.00	426,000.00	346,000.00	
63. Mantone investments	368,400.00	01.05.2022	190,000.00	178,400.00	268,400.00	
64. Morningdew enterprise ltd	529,850.00	05.01.2022	455,000.00	586,400.00	511,550.00	
65. Mpu kenya venturca ltd	165,000.00	01.07.2022	460,300.00	95,000.00	390,300.00	

KISII HIGH SCHOOL

Annual Report and Financial Statements For the year ended 30th June 2023

Supplier Of Goods Or Services	Original Amount	Rate Contracted	Amount Paid To Date	Outstanding Balance 2022/2023	Outstanding Balance Comparative 2021/2022	Comments
66. Wephely investments	180,000.00	01.06.2023	0.00	180,000.00	0.00	
67. Kofli and bee enterprise	1,649,600.00	01.03.2021	400,000.00	1,249,600.00	1,449,000.00	
68. Webaele technology	77,000.00	01.07.2022	300,000.00	46,750.00	269,750.00	
69. Noa investments	320,000.00	01.08.2022	380,000.00	113,000.00	173,000.00	
70. Jesa engineering	295,000.00	02.05.2022	198,000.00	97,000.00	195,000.00	
71. Readers quest	571,000.00	05.05.2022	300,000.00	271,000.00	0.00	
72. Jane Wanjiru mwaura	311,980.00	01.02.2023	300,000.00	11,890.00	0.00	
73. Bukitech company ltd	105,000.00	01.09.2022	50,000.00	55,000.00	0.00	
74. Xylco company	190,000.00	01.03.2023	90,000.00	100,000.00	0.00	
75. Gusii water & sanitation co ltd	4,961,044.25	01.07.2022	2,700,000.00	2,261,044.00	0.00	
76. Firecorner electricals	2,146,468.00	01.07.2022	700,000.00	664,308.00	782,160.00	
77. Ranyao enterprises	426,550.00	01.02.2022	650,000.00	507,045.00	942,030.00	
78. Gucha electricals	823,588.00	05.07.2022	1,435,458.00	575,585.00	1,577,655.00	
79. Gusii jumbo	320,000.00	01.04.2022	0.00	320,000.00	320,000.00	
80. Amatech systems	355,500.00	01.06.2022	260,550.00	260,550.00	0.00	
81. Cereshehe enterprises	330,000.00	05.03.2022	200,000.00	130,000.00	230,000.00	
82. Startic distributors	812,000.00	01.07.2023	220,000.00	1,101,500.00	509,500.00	
83. Benyajo enterprises	261,040.00	01.09.2021	224,861.00	36,178.00	176,178.00	

KISII HIGH SCHOOL

Annual Report and Financial Statements For the year ended 30th June 2023

Supplier Of Goods Or Services	Original Amount	Date Contracted	Amount Paid To-Date	Outstanding Balance 2022/2023	Outstanding Balance Comparative 2021/2022	Comments
84. Dertil enterprises	840,000.00	01.05.2022	405,000.00	435,000.00	420,000.00	
85. Fomotech multi agencies	360,000.00	01.05.2021	200,000.00	160,000.00	160,000.00	
86. Daviano general suppliers	770,000.00	01.07.2022	914,000.00.00	416,000.00	560,000.00	
87. Buktech company ltd	1,180,000.00	01.7.2022	850,000.00	1,583,000.00	1,253,000.00	
88. Princeton lab & stationery	840,000.00	01.07.2022	578,000.00	1,192,000.00	930,000.00	
89. Bribara enterprises	840,000.00	01.07.2022	580,000.00	820,000.00	560,000.00	
90. Egetooro enterprises	700,000.00	01.07.2022	413,000.00	707,000.00	580,000.00	
91. Keboco agencies	1,001,600.00	01.07.2022	1,470,000.00	2,091,235.00	2,559,635.00	
92. Rentesh enterprises	1,454,534.00	01.7.2022	1,190,000.00	1,687,509.00	1,422,975.00	
93. Awendo ebenezer	351,950.00	01.02.2022	140,000.00	211,950.00	251,950.00	
94. Starocky agencies	453,292.00	01.07.2022	400,000.00	272,258.00	218,966.00	
95. Elvico agencies	1,578,966.00	01.07.2022	1,490,000.00	1,999,319.00	1,490,845.00	
96. Mozamad investments	17,757.00	01.11.2022	0.00	17,757.00	0.00	
97. Benbora general supplies		01.07.2021	69,000.00	0.00	69,000.00	
98. Bobomoi enerprises		01.07.2021	1,062,550.00	0.00	1,062,550.00	
99. Lornah nyaburi oginga		01.07.2021	425,000.00	0.00	425,000.00	
100. Joyce migiro		01.07.2021	102,400.00	0.00	102,400.00	
101. Giltech fabricators ltd		01.07.2021	300,000.00	0.00	300,000.00	

KISII HIGH SCHOOL

Annual Report and Financial Statements For the year ended 30th June 2023

Supplier Of Goods Or Services	Original Amount	Date Contracted	Amount Paid To-Date	Outstanding Balance 2022/2023	Outstanding Balance Comparative 2021/2022	Comments
102.Komm pree centre		01.07.2021	233,191.00	0.00	233,191.00	
103.Saldek general suppliers		01.07.2021	102,400.00	0.00	102,400.00	
104.Nyarocha enterprises		01.07.2021	178,720.00	0.00	178,720.00	
105.Ziconix investments		01.07.2021	69,270.00	0.00	69,270.00	
106.Ringana logistics		01.07.2021	310,000.00	0.00	310,000.00	
107.Thomas bosire		01.07.2021	105,500.00	0.00	105,500.00	
108.Geoffrey ontou		01.07.2021	89,000.00	0.00	89,000.00	
Sub-Total	148,734,846.00		87,643,947.00	64,379,333.00	46,949,996.00	
Supply Of Services						
109.Kssha kisii central	1,293,000.00	01.03.2023	550,000.00	743,000.00	0.00	
110.Scoolica ltd	261,920.00	01.05.2022	100,000.00	161,920.00	261,920.00	
111.Deitas engineering	315,000.00	01.02.2021	100,000.00	215,000.00	315,000.00	
112.Rentokil initial	44,135.31	01.01.2023	35,000.00	9,135.31	0.00	
113.Peterson ondieki	397,560.00	01.07.2022	330,710.00	66,850.00	0.00	
114.Odhis auto spares	171,300.00	01.07.2022	350,000.00	267,250.00	445,950.00	
115.Sabra supplies	163,800.00	01.04.2022	0.00	163,800.00	163,800.00	
116.Apa insurance	1,228,508.00	01.07.2022	932,492.00	295,508.00	0.00	
117.Telecover commications		01.07.2021	18,000.00	0.00	18,000.00	

KISII HIGH SCHOOL**Annual Report and Financial Statements For the year ended 30th June 2023**

Supplier Of Goods Or Services	Original Amount	Date Contracted	Amount Paid To-Date	Outstanding Balance 2022/2023	Outstanding Balance Comparative 2021/2022	Comments
118.Noa investment	2,628,216.00	01.07.2022	4,050,000.00	1,376,717.00	890,323.00	
119.Ngolo technical services		01.07.2021	58,000.00	0.00	58,000.00	
Sub-Total	6,503,439.31		6,524,202.00	3,299,180.31	2,152,993.00	
Grand Total	163,967,147.56		104,946,649.00	68,928,435.31	51,912,899.00	

KISII HIGH SCHOOL**Annual Report and Financial Statements For the year ended 30th June 2023****Annex 2 – Summary of Fixed Assets Register**

Asset Class	Historical Cost b/f (Kshs) 1st July 2022	Additions during the year (Kshs)	Disposals during the year (Kshs)	Historical Cost c/f (Kshs) 30th June 2023
Land		-	-	
Buildings And Structures	612,321,100.00	10,197,409.00	-	622,518,509.00
Motor Vehicles	19,200,000.00	-	-	19,200,000.00
Office Equipment, Furniture And Fittings	51,860,000.00	1,605,000.00	-	53,465,000.00
Textbooks	9,152,000.00	640,640.00	-	9,792,640.00
ICT Equipment	6,965,000.00	1,260,000.00	-	8,225,000.00
Tools And Apparatus	28,800,000.00	3,500,000.00	-	32,300,000.00
Other Machinery And Equipment	5,555,000.00	1,325,000.00	-	6,880,000.00
Heritage And Cultural Assets	820,000.00	-	-	820,000.00
Intangible Assets- Soft Ware	850,000.00	-	-	850,000.00
Total	735,523,100.00	18,528,049.00	-	754,051,149.00

(The school should ensure that a detailed fixed assets register is maintained).