




**JOMO KENYATTA UNIVERSITY  
OF  
AGRICULTURE AND TECHNOLOGY**

**REPORT OF THE CONTROLLER  
AND AUDITOR GENERAL**

**ON  
THE FINANCIAL STATEMENTS  
FOR THE YEAR ENDED  
30TH JUNE, 2013**



**JOMO KENYATTA UNIVERSITY  
OF  
AGRICULTURE AND TECHNOLOGY**



**ANNUAL FINANCIAL REPORT  
FOR  
THE YEAR ENDED 30TH JUNE 2013**

# TABLE OF CONTENT

UNIVERSITY INFORMATION .....	1
OFFICIALS OF THE UNIVERSITY.....	2-5
CHAIRMAN’S REPORT.....	6
STATEMENT ON CORPORATE GOVERNANCE.....	7
CORPORATE SOCIAL RESPONSIBILITY.....	8
VICE CHANCELLORS REPORT.....	9
STATEMENT OF COUNCIL MEMBERS RESPONSIBILITIES.....	10
REPORT OF THE AUDITOR GENERAL.....	11
STATEMENT OF FINANCIAL POSITION .....	12
STATEMENT OF COMPREHENSIVE INCOME.....	13
STATEMENT OF CASHFLOWS.....	14
STATEMENT OF CHANGES IN FUNDS & GRANT .....	15
NOTES TO THE ACCOUNTS.....	16-34

## UNIVERSITY INFORMATION

### PRINCIPAL PLACE OF BUSINESS

Jomo Kenyatta University of Agriculture and Technology  
Juja P.O. Box 62000-00200 Nairobi

### REGISTERED OFFICE

Jomo Kenyatta University of Agriculture and Technology  
P.O. Box 62000-00200 Nairobi

### BANKERS

Kenya Commercial Bank Ltd  
Moi Avenue  
P.O. Box 30081-00100 Nairobi

National Bank of Kenya Ltd  
P.O. Box 93-00232  
Ruiru, Kenya

Standard Chartered Bank Ltd  
P.O. Box 98683-80100  
Nairobi

Barclays Bank Kenya  
Barclays Plaza  
P.O.Box 46661,Nairobi, Kenya.

Co-operative Bank of Kenya Ltd  
Ngong Road,Po Box 19555-00202 Nairobi

Equity Bank Ltd  
Thika Plaza,Po Box 253-01000, Thika


Fundilima Sacco Society Ltd  
P.O. Box 62000-00200 Nairobi

### AUDITORS

Auditor General  
Kenya National Audit Office  
Po Box 30084-00100 Nairobi

### ADVOCATES

Lutta & Lutta Advocates  
P.O. Box 73705-00200 Nairobi




## THE UNIVERSITY COUNCIL

Current		Date of Appointment
1. Dr.Ekuru Aukot	Chairman	January 22nd 2013
2. Dr.Rosa Muraguri-Mwololo	Member	January 22nd 2013
3. Ms.Bertha Joseph Dena	Member	January 22nd 2013
4. Dr. Khadija Sood Shirkley	Member	January 22nd 2013
5. Mr .John K.Tanui	Member	January 22nd 2013
6. Amb.Steven Arphadax Loyatum	Member	January 22nd 2013

## OFFICERS OF THE UNIVERSITY

1. Prof. Geoffrey Moriaso Ole Maloi	Chancellor
2. Prof. Mabel Imbuga	Vice Chancellor
3. Prof. Francis M. Njeruh	Deputy Vice Chancellor (APD) (upto 13.08.2013)
4. Prof. Victoria W. Ngumi	Ag. Deputy Vice Chancellor (APD) From 14.08.2013
5. Prof. Romanus Odhiambo	Deputy Vice Chancellor (AA)
6. Prof. Esther M. Kahangi	Deputy Vice Chancellor (RPE)
7. Mr. P.D. Muchai Mbugua	Registrar (APD)
8. Mr. C.C.Kamau	Registrar (RPE)
9. Mr. Antony Kiswi	Ag. Registrar (AA)
10. Mr. Titus Wasike	Finance Officer
11. Mrs. Emmah Omulokoli	Dean of Students
12. Prof. Alfred Mayabi	Ag. Principal, COETEC
13. Prof. Victoria W. Ngumi	Principal, JKUAT Karen Campus Upto 13.08.2013
14. Prof. Jackson Kwanza	Ag. Principal, JKUAT Karen Campus. Appointed 14.08.2013
15. Prof. Joseph Keriko	Principal JKUAT Westlands Campus. Retired 7.11.2012
16. Prof. Esther Magiri	Principal, JKUAT Westlands Campus. Appointed 18.12.2013
17. Prof. Hamadi Iddi Boga	Principal, Taita Taveta Campus. Retired 31.12.2012
18. Dr. A. O. M'mene	Ag. Chief Medical Officer


## THE UNIVERSITY COUNCIL



**Dr. Ekuru Aukot**  
Chairman



**Dr. Kamau Thuuge**  
Principal Secretary  
Ministry of National Treasury




**Dr. Richard Belio Kipsang**  
Principal Secretary  
Ministry of Education



**Dr. Rosa Muraguri-Mwololo**  
Member



**Ms. Bertha Joseph Dena**  
Member



**Amb. Steven Arphadax Loyatum**  
Member



**Dr. Khadija Sood Shirkley**  
Member



**Eng. John K. Tanui**  
Member



**Prof. Mabel Imbuga**  
Member

## OFFICERS OF THE UNIVERSITY



**Prof. Geoffrey Moriaso Ole Maloi**  
Chancellor



**Prof. Mabel Imbuga**  
Vice Chancellor




**Prof. Victoria W. Ngumi**  
Ag. Deputy Vice Chancellor (APD)



**Prof. Romanus Odhiambo**  
Deputy Vice Chancellor (AA)



**Prof. Esther M. Kahangi**  
Deputy Vice Chancellor (RPE)



**Mr. P.D. Muchai Mbugua**  
Registrar (APD)



**Mr. Antony Kiswi**  
Ag. Registrar, Academic Affairs



**Mr. Cyrus C. Kamau**  
Registrar (RPE)



**CPA. Titus Wasike**  
Finance Officer




**Prof. Jackson Kwanza**  
Ag. Principal Karen Campus




**Prof. Alfred Mayabi**  
Ag. Principal, COETEC



**Mrs. Emmah Omulokoli**  
Dean of Students



**Prof. Esther Magiri**  
Principal, JKUAT Nairobi Campus



**Dr. Andrew O. M'mene**  
Ag. Chief Medical Officer

## CHAIRMAN'S REPORT

### Introduction

As a Public University, Jomo Kenyatta University of Agriculture and Technology (JKUAT) recognizes her pivotal role in helping Kenya achieve her development goals through training, research and innovation. In this respect, JKUAT is keen in providing skills, knowledge and technology required to steer the country towards achieving the economic, social and political goals as enshrined in national development instruments. The University will continue to reposition its main brands within the context of markets requirements, customers' satisfaction and cost rationalization.

The need to meet these objectives over the years has remained the central focus of the University Council.

### Financial Performance

The year 2012/2013 reported a Gross Income of Ksh. 5,789,865,305 compared to Ksh. 4,905,883,183 for the year 2011/2012. This represents an increase of 18% which is attributed to rise in student population and new programmes during the period.

### Achievements

2012/2013 financial year saw JKUAT launch two policies on Gender Mainstreaming and Anti-Sexual Harassment. This was officially launched by the First Lady, Margaret Kenyatta where she lauded the Institution for taking a proactive role in gender and disability mainstreaming through targeted affirmative action in student admission and staff employment. The policies emphasize on the inclusivity of all citizens in development towards improved quality life.

In the same period, The University established a Noodles Industry based at the Campus. The University in partnership with Nissin Foods Limited of Japan is engaged in a joint venture to manufacture instant noodles for the local market. The joint company was registered in January 2013 in the name of JKUAT NISSIN FOODS LIMITED and the noodles are already retailing in the Kenyan market.

JKUAT also entered into a partnership with Kenya Commercial Bank to set up banking facilities at JKUAT through the built-operate-transfer (BOT) model.

During the period under review the University opened a new campus in Kisumu and Kigali in line with its strategic plan to meet the demand for higher education.

### Challenges

The University has grappled with an increased demand for university education against constrained University resources.

Due to an increase in student numbers, the laboratory and equipment facilities have been overstretched and maintenance and replacement have been a major challenge due to inadequate funding thus the need to enhance development grants.

### Appreciation

Finally, I wish to thank the Kenya Government and other organizations for the support they have continued to give the University. On behalf of the Council I thank the University staff for their exemplary dedication and commitment to the Institution.



**DR. EKURU AUKOT**  
**CHAIRMAN OF THE UNIVERSITY COUNCIL**

## STATEMENT ON CORPORATE GOVERNANCE

### Responsibility of the Council

The Council comprises of nine persons, six of who are appointed by the President while the rest are ex-officio members. It is responsible for ensuring that the university complies with the law and best practices in corporate governance as promulgated by relevant authorities.

### Functions of the Council

- To administer the property and funds of the university, donations, endowments, gifts, grants or other monies and to make legitimate disbursements there from.
- To provide for the welfare of the staff and students of the university.
- To generate and raise funds for the purposes of the University from within and outside the country.
- To determine, on the advice of the senate, the maximum number of students to be admitted to the university at any one time from amongst those qualified for admissions.
- To enter into association with other universities, colleges or institutions of higher learning within or outside Kenya as the Council may deem necessary in the interest of the University.

The Council meets at least four times in each calendar year at such a place and time as the Chairman may determine.

### Council Committees

The following are the Council Committees

1. Executive Committee
2. Finance Committee
3. Sealing Committee
4. Building Committee
5. Terms of Service Committee
6. Staff Appraisal, Appointment and Promotions Committee
7. Staff Disciplinary Committee
8. Audit Committee

The Council nominates the Chairman of each Council Committee.

## **CORPORATE SOCIAL RESPONSIBILITY**


The University acknowledges her responsibility to the society by playing an active role on public issues. The University contributes to community support initiatives and in the year under consideration, the university was involved in the following activities,

- HIV Awareness Campaign
- Standard Chartered, Nairobi marathon
- Lewa Marathon
- Kenya Red Cross Society

The University also hosts in country training targeting women farmers from various counties in Kenya and also provides bursary and awards through Vice Chancellor's Awards.

The University continues to be a caring partner in our community and participated in numerous charitable events both as donor and through participation of staff teams.

The Secretary to the Council established Juja Community Development Committee that has come up with a roadmap on development of Juja town including roads, water and sanitation and sewage system.



**DR. EKURU AUKOT**  
**CHAIRMAN OF THE UNIVERSITY COUNCIL**

**PROF. MABEL IMBUGA**  
**VICE CHANCELLOR**

## **VICE CHANCELLOR'S REPORT FOR THE YEAR ENDED 30TH JUNE 2013**

I am pleased to present the annual Report and Accounts for Jomo Kenyatta University of Agriculture and Technology (JKUAT) for the year ended 30<sup>th</sup> June 2012

In the year 2012/2013, the University submitted to the then Ministry of Higher Education Science and Technology a budget of Ksh.9, 130,560,000. Out of this Ksh.2, 989,944,000 was for Recurrent Estimates and the balance of Ksh.2,939,000,000 was for Development Estimates. The University anticipated to generate Ksh.3, 201,616,000 as Appropriation in Aid (A.I.A).

In the year under review, Ksh.1,854,308,353 related to Government grants which consisted of recurrent grant of 1,664,124,326 and Development grant refunds of Kshs 62,999,997. The government grants were far below our budget submissions. The University on its part generated Ksh. 3,935,556,953 which was above the targeted Appropriation In Aid of Kshs 3,201,616,000.

The University growth has seen students' population increase to over twenty thousand. The increase has led to constraints on our physical facilities such as lecture rooms and laboratories. However during the period under review the University utilized its internally generated funds to start the construction of a new Administration block, as well beautification of the main road leading to the University. Further, the University purchased 10acres of land along Kenyatta Road at a cost of 2.5Billion Kenya Shillings for development purposes.

In our previous reports we have emphasized that our funding should be based on unit cost due to the nature of the main Academic programmes offered by the University. The current funding leveled by the GOK has made the university to be unable to meet some of its key strategic objectives

Finally, I would like to take this opportunity to thank the Kenya Government, donors and other organizations for the support we have received during the year.

I would also like to thank members of staff and students for the dedication and cooperation they have accorded me in the running of this University.



**PROF. MABEL IMBUGA  
VICE CHANCELLOR**

**JOMO KENYATTA UNIVERSITY OF AGRICULTURE AND TECHNOLOGY**  
**STATEMENT OF JOMO KENYATTA UNIVERSITY COUNCIL MEMBERS RESPONSIBILITIES**  
**FOR THE YEAR ENDED 30TH JUNE 2013**

Jomo Kenyatta University is required to prepare statements, which give a true and fair view of the state of affairs of the University as at the end of the financial year, and of its surplus or deficit for that year. The University Council is required to ensure that the University maintains proper accounting records which disclose with reasonable accuracy the financial position of the University. The Council is also responsible for safeguarding the assets of the University.

The Council is responsible for the financial statements, which have been prepared using appropriate accounting policies supported by reasonable and prudent judgements and estimates, consistent with previous years and in conformity with International Financial Reporting Standards. The Council is of the opinion that financial statements give a true and fair view of the state of the financial affairs of the University as at 30th June 2013 and of its surplus for the year then ended.


The Council further confirms the accuracy and completeness of the accounting records maintained by the University, which have been relied upon in the preparation of the financial statements, as well as on the adequacy of the system of internal financial control.

Nothing has come to the attention of the Council that the University will not remain a going concern for at least twelve months from the date of this statement.

This statement is approved by the Council and is signed on its behalf by:



Prof. Mabel Imbuga Ph.D., E.B.S,  
VICE CHANCELLOR



Dr. Ekuru Aukot  
CHAIRMAN OF COUNCIL

Telephone: +254-20-342330  
Fax: +254-20-311482  
Email: cag@kenyaweb.com

P.O. Box 30084-00100  
NAIROBI



## KENYA NATIONAL AUDIT OFFICE

### REPORT OF THE AUDITOR-GENERAL ON JOMO KENYATTA UNIVERSITY OF AGRICULTURE AND TECHNOLOGY FOR THE YEAR ENDED 30 JUNE 2013

#### REPORT ON THE FINANCIAL STATEMENTS

I have audited the accompanying financial statements of Jomo Kenyatta University of Agriculture and Technology set out on pages 12 to 34, which comprise the statement of financial position as at 30 June 2013 and the statement of comprehensive income, statement of changes in funds and grants and statement of cash flows for the year then ended, and a summary of significant accounting policies and other explanatory information in accordance with the provisions of Article 229 of the Constitution of Kenya and Section 14 of the Public Audit Act, 2003. I have obtained all the information and explanations which, to the best of my knowledge and belief, were necessary for the purpose of the audit.

#### Council's Responsibility for the Financial Statements

The University Council is responsible for the preparation and fair presentation of these financial statements in accordance with International Financial Reporting Standards and for such internal control as the Council determines is necessary to enable the preparation of financial statements that are free from material misstatement, whether due to fraud or error. The Council is also responsible for the submission of the financial statements to the Auditor-General in accordance with the provisions of Section 13 of the Public Audit Act, 2003.

#### Auditor-General's Responsibility.

My responsibility is to express an opinion on these financial statements based on the audit and report in accordance with the provisions of Section 15 of the Public Audit Act, 2003. The audit was conducted in accordance with International Standards on Auditing. Those standards require compliance with ethical requirements and that the audit be planned and performed to obtain reasonable assurance about whether the financial statements are free from material misstatement.

An audit involves performing procedures to obtain audit evidence about the amounts and disclosures in the financial statements. The procedures selected depend on the auditor's judgement, including the assessment of the risk of material misstatement of the financial statement, whether due to fraud or error. In making those risk assessments, the auditor considers internal control relevant to the entity's preparation and fair presentation of the financial statements in order to design audit procedures that are appropriate in the circumstances, but not for the purpose of expressing an opinion on the effectiveness of the University's internal control. An audit also includes evaluating the appropriateness of accounting policies used and the reasonableness of accounting estimates made by the Council, as well as evaluating the overall presentation of the financial statements.

I believe the audit evidence obtained is sufficient and appropriate to provide a basis for my audit opinion.

#### Opinion

In my opinion, the financial statements present fairly, in all material respects the financial position of the University as at 30th June 2013 and of its financial performance and its cash flows for the year ended in accordance with International Financial Reporting Standards and comply with the Universities Act 2012.

**Edward R.O. Ouko, CBS**  
**AUDITOR-GENERAL**

Nairobi  
27 May 2014

**STATEMENT OF FINANCIAL POSITION AS AT 30TH JUNE 2013**

	NOTE	2012/2013 KSHS	2011/2012 KSHS
<b>ASSETS</b>			
<b>NON CURRENT ASSETS</b>			
Property, Plant and Equipment	8	4,312,654,378	4,440,750,640
Investment in JKUAT Entreprises	13	25,644,004	25,644,004
Investment in ERP Software	14	-	3,422,972
Biological Assets-livestock	16	6,951,000	6,094,000
Investment in JKUAT Nissin Foods LTD		150,000,000	-
		<b>4,495,249,382</b>	<b>4,475,911,616</b>
<b>CURRENT ASSETS</b>			
Inventories	9	50,416,431	49,541,311
Trade and Other Receivables	10	388,959,565	389,651,425
Cash and bank balances	11a	250,964,485	484,300,829
		<b>690,340,482</b>	<b>923,493,565</b>
<b>TOTAL ASSETS</b>		<b>5,185,589,864</b>	<b>5,399,405,181</b>
<b>FUNDS, GRANTS AND LIABILITIES</b>			
<b>FUNDS AND GRANTS</b>			
Capital fund	6	1,942,091,704	2,370,738,057
Reserve fund	6	681,996,461	558,191,756
Special accounts and Grants	7	176,020,707	164,065,774
Revaluation reserve	6	1,349,392,123	1,349,392,123
		<b>4,149,500,995</b>	<b>4,442,387,711</b>
<b>LONG TERM LIABILITIES</b>			
Bank Loan	15	-	5,265,333
<b>CURRENT LIABILITIES</b>			
Trade and Other Payables	12	932,848,006	878,965,626
Bank overdraft	11b	103,240,865	72,786,514
		<b>1,036,088,871</b>	<b>951,752,140</b>
<b>TOTAL FUNDS, GRANTS AND LIABILITIES</b>		<b>5,185,589,864</b>	<b>5,399,405,181</b>



Prof Mabel Imbuga, PhD., EBS  
VICE-CHANCELLOR



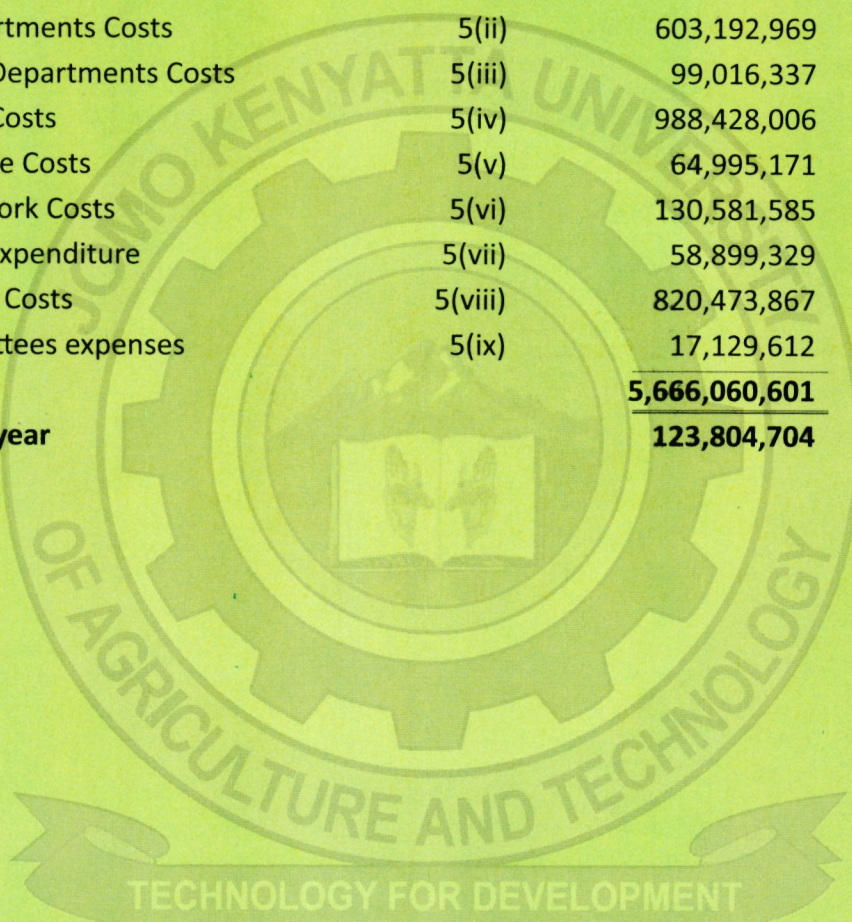
Prof Victoria W. Ngumi, PhD.  
AG. DEPUTY VICE-CHANCELLOR (APD)



Mr. Titus Wasike  
FINANCE OFFICER

**STATEMENT OF COMPREHENSIVE INCOME FOR THE YEAR ENDED 30TH JUNE 2013**

<b>INCOME</b>	<b>NOTE</b>	<b>2012/2013 KSHS</b>	<b>2011/2012 KSHS</b>
Government Grant Income	2	1,854,308,353	1,561,663,050
Tuition and other Fees Income	3	3,631,115,991	3,098,600,262
Income from Other Services Rendered	4(i)	137,916,428	115,994,938
Other income	4(ii)	166,524,534	129,624,933
Sub Total		<u>3,935,556,953</u>	<u>3,344,220,134</u>
		<b><u>5,789,865,305</u></b>	<b><u>4,905,883,183</u></b>
<b>EXPENDITURE</b>			
Personal Emoluments	5(i)	2,883,343,725	2,301,744,431
Academic Departments Costs	5(ii)	603,192,969	615,099,115
Administrative Departments Costs	5(iii)	99,016,337	86,799,104
JKUAT Campus Costs	5(iv)	988,428,006	835,287,297
Students Welfare Costs	5(v)	64,995,171	81,246,598
Maintenance Work Costs	5(vi)	130,581,585	77,655,935
Miscellaneous Expenditure	5(vii)	58,899,329	61,318,956
Central Services Costs	5(viii)	820,473,867	669,814,327
Council, Committees expenses	5(ix)	17,129,612	12,299,037
		<u>5,666,060,601</u>	<u>4,741,264,798</u>
<b>Surplus for the year</b>		<b><u>123,804,704</u></b>	<b><u>164,618,385</u></b>




## STATEMENT OF CASH FLOWS FOR THE YEAR ENDED 30TH JUNE 2013

	NOTE	2012/2013 KSHS	2011/2012 KSHS
<b>Surplus/(Deficit) for the year</b>	<b>Pg 10</b>	<b>123,804,704</b>	<b>164,618,385</b>
Adjustment for :			
Amortization of Erp Software	14	3,422,974	3,422,974
Depreciation Charge	8	167,687,016	176,281,221
Operating Profit before working capital changes		<b>294,914,695</b>	<b>344,322,581</b>
Decrease(increase) in Debtors		691,860	(152,108,451)
Decrease(increase) in Stocks		(875,120)	(5,015,629)
Increase(Decrease) in creditors		53,882,381	46,542,141
		<b>53,699,120</b>	<b>(110,581,939)</b>
<b>Net Cash Generated from Operating Activities</b>		<b>348,613,815</b>	<b>233,740,642</b>
<b>CASH FLOWS FROM INVESTING ACTIVITIES</b>			
Increase in special accounts and grants	7	11,954,933	49,582,629
Purchase of Furniture	8	(27,700,434)	(17,981,508)
Additions in Work In Progress	8	(228,770,757)	(115,458,508)
Purchase of Motor Vehicles	8	(27,936,990)	(20,343,998)
Investment in JKUAT Nisssin Foods LTD		(150,000,000)	-
Purchase of Computers and Equipment	8	(88,459,719)	(69,883,049)
Transfers to Taita Taveta	8	(95,369,208)	-
Increase in Livestock		(857,000)	(2,591,500)
<b>Net cash used in Investing Activities</b>		<b>(607,139,176)</b>	<b>(176,675,934)</b>
<b>CASH FLOWS FROM FINANCING ACTIVITIES</b>			
Bank Loan		(5,265,333)	(12,683,538)
		<b>(5,265,333)</b>	<b>(12,683,538)</b>
<b>Net Increase (Decrease) in cash and cash equivalents</b>		<b>(263,790,694)</b>	<b>44,381,169</b>
Cash and cash equivalents at beginning of year		411,514,315	367,133,145
<b>Cash and cash equivalents at end of year</b>		<b>147,723,621</b>	<b>411,514,315</b>
<b>SUMMARY OF CASH AND BANK BALANCES</b>			
Cash on hand and balance with banks		250,964,485	484,300,829
Bank overdraft		(103,240,865)	(72,786,514)
<b>TOTAL</b>		<b>147,723,621</b>	<b>411,514,315</b>

**STATEMENT OF CHANGES IN FUNDS AND GRANTS  
FOR THE YEAR ENDED 30TH JUNE 2013**

	<b>Capital Fund</b>	<b>Reserve Fund</b>	<b>Special Accounts and Grants</b>	<b>Revaluation reserve</b>	<b>TOTAL</b>
<b>Balance as at 01.07.2011</b>	<b>2,370,738,057</b>	<b>393,573,370</b>	<b>114,483,145</b>	<b>1,349,392,123</b>	<b>4,228,186,695</b>
Additions in the year			49,582,629		49,582,629
Surplus for the Year		164,618,385			164,618,385
<b>As at 30th June 2012</b>	<b>2,370,738,057</b>	<b>558,191,756</b>	<b>164,065,774</b>	<b>1,349,392,123</b>	<b>4,442,387,710</b>
Additions in the Year			11,954,933		11,954,933
Transfers to Taita	394,394,615				394,394,615
Depreciation on Transfers	34,251,738				34,251,738
Surplus for the Year		123,804,704			123,804,704
<b>As at 30th June 2013</b>	<b>1,942,091,704</b>	<b>681,996,461</b>	<b>176,020,707</b>	<b>1,349,392,123</b>	<b>4,149,500,995</b>



## NOTES TO THE FINANCIAL STATEMENTS FOR THE YEAR ENDED 30TH JUNE 2013

### 1.0 ACCOUNTING POLICIES

The following paragraphs describe the main accounting policies of the University.

#### (a) BASIS OF ACCOUNTING

The accounts are prepared on historical cost convention to include valuation of certain Fixed Assets.

#### (b) INCOME RECOGNITION

- Income from tuition fees is recognized on cash basis.
- Interest earned on short-term deposits is recognized on the accrual basis.
- Tuition fees arrears as at 30<sup>th</sup> June 2013 was Kshs 407,518,305. This income is not accrued in the accounts as at 30th June 2013, but rather was received at the closure of the semester in the month of August 2013
- The refunds from the Ministry of Education, Science and Technology on projects is shown as income for the year

The income is credited to Revenue Account.

#### (c) PROPERTY PLANT AND EQUIPMENT

- a) Property, plant and equipment are stated at cost or valuation less depreciation.
- b) Depreciation of property, plant and equipment are calculated on the reducing balance basis using the following annual rates:

Buildings 2%

Furniture and Fittings 10%

Plant and Machinery 10%

Motor Vehicles 20%

Computers and Equipment 30%

#### (d) INVENTORIES

- a) Stocks are stated at the lower of cost or net realizable value.
- b) The cost of library books and perishables is written off to expenditure as incurred.
- c) The livestock are valued according to their respective ages.

**(e) TRANSLATION OF FOREIGN CURRENCIES**

Transactions in foreign currencies are converted into Kenya Shillings at rate ruling the transaction date.

**(f) VALUE OF DONATED EQUIPMENT**

Values for the equipment donated are estimated by the University or as advised by donors.

**(g) NON-CURRENT ASSETS EXPENDITURE ON RECURRENT GRANTS**

The cost of Non-Current Assets from Recurrent Grants is expensed in the income and expenditure account and capitalized at the same time.

**(h) BAD AND DOUBTFUL DEBTS**

Provision for bad and doubtful debts have been provided of Kshs. 33,405,925 for the year 2012/2013

**(i) PURCHASE OF FIXED ASSETS**

The purchase of fixed assets is capitalized.

**(j) INTANGIBLE ASSETS**

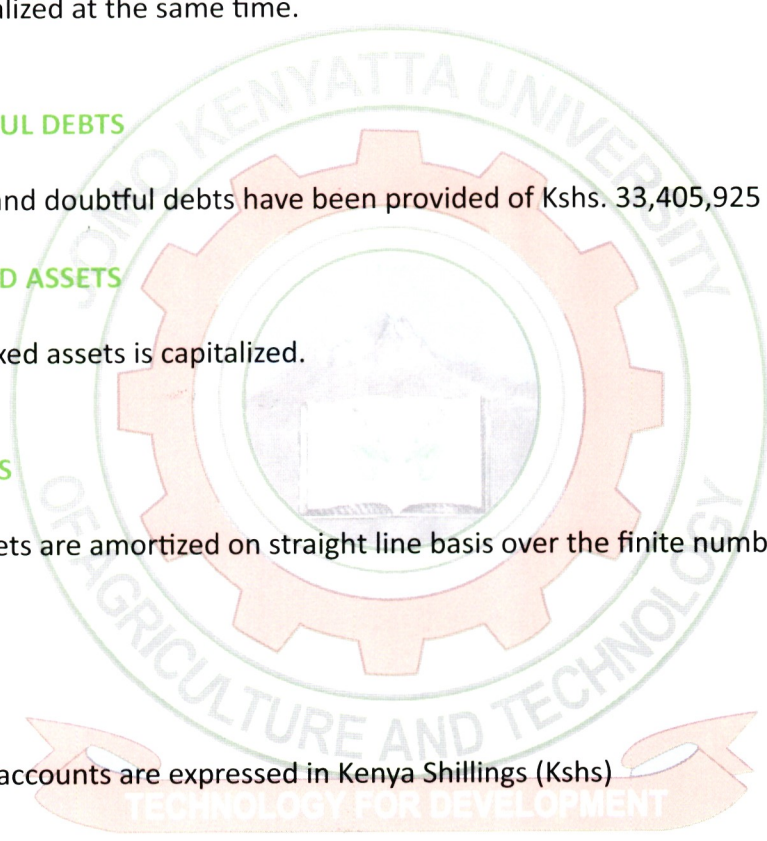
The Intangible Assets are amortized on straight line basis over the finite number of years

**(k) CURRENCY**

The figures in the accounts are expressed in Kenya Shillings (Kshs)

**(l) LEGAL STATUS**

The University is a body corporate established in Kenya under the Jomo Kenyatta University of Agriculture and Technology Act 1994



## NOTES TO THE FINANCIAL STATEMENTS FOR THE YEAR ENDED 30TH JUNE 2013

		2012/ 2013 KSHS	2011/2012 KSHS
<b>2</b>	<b>GOVERNMENT GRANT</b>		
70003	Recurrent Grant	1,664,124,326	1,524,458,356
70003	Recurrent Grant Receivable	127,184,030	-
70005	Special Grant-Development Grants	62,999,997	37,204,694
		<b>1,854,308,353</b>	<b>1,561,663,050</b>
<b>3</b>	<b>TUITION AND OTHER FEES</b>		
70012	ID/Registration Fees	29,124,198	25,138,491
70014-01	Tuition Fees	3,143,677,219	2,676,343,604
70015-01	Examination Fees	147,149,225	134,819,779
70016-01	Medical Fees	76,483,829	70,607,254
70043/4/5	Post Graduate Fees	2,511,600	2,478,300
70042	Bsc. application fees	7,110,800	6,250,900
70046-01	Internet	48,852,634	45,626,586
70047	Computer fees	56,939,956	51,278,954
70048	Library fees	35,596,778	32,819,043
70049	Field trips/attachment	83,669,751	53,237,351
		<b>3,631,115,991</b>	<b>3,098,600,262</b>
<b>4(i)</b>	<b>OTHER SERVICES RENDERED</b>		
70031	Research/attachment fees	-	4,000
87031	Rechargeable transport	64,903,404	70,970,789
87044	Nursery School	735,393	826,825
87046	Horticulture Production	164,120	228,880
87047-1/2/3/4	Staff Cafeteria	26,305,189	19,015,841
87049	Xeroxing and printing	1,634,035	6,862,613
87066	Workshop Production	1,969,438	1,696,752
87048	Food Processing	34,953	-
87077	Electrical eng production fund	-	516,135
87126	Hospital fund	5,544,999	4,835,532
87127	Library Production	127,889	123,716
87128	IBR production	-	4,200
87133-01/02	Bookshop Income	3,018,904	3,228,330
87141	Chemistry	5,192,824	-
87178	Outside Catering unit	305,165	-
87203	Farm machinery	-	6,093
87204	Health centre dental	294,490	155,620
87325	Botany IGU	239,000	-
87341	BEED IGU	829,858	96,653
87391	GIS/SDCP Consultancy- Min of Agri	4,471,336	-
87395	Consultancy services shrd	6,521,497	1,359,604

## NOTES TO THE FINANCIAL STATEMENTS FOR THE YEAR ENDED 30TH JUNE 2013

87397	Consultancy at Multimedia University	10,500,001	-
87456	Medical lab science IGU	286,250	563,050
88567	ISO Training Income	4,837,684	5,500,304
		<b>137,916,428</b>	<b>115,994,938</b>

## 4(ii)

## OTHER INCOME:

70001-01	Accommodation Charges	48,975,395	28,177,375
70004/02/04	House Rent	10,956,901	10,849,620
70008	Water Charges	517,625	534,897
70010	Shop Rent	637,300	994,800
70011	Transport Charges	66,060	-
70017	Accrued Interest on fixed deposit	14,074,268	-
70018-01	Miscellaneous income	14,424,130	7,709,950
70021	Library Fines	13,035	-
70023	Laundry Charges	2,602,679	1,965,942
70025	Hire of Graduation Gowns	17,836,736	26,118,664
70026	Bursary Grants	-	1,168,565
70028	Donations	-	-
70030	Students P.A.Y.E	31,113,671	36,189,847
70032	Project fees	10,308,912	5,044,694
70034	Research/Attachment Fees	122,529	61,400
70038	Interest on Deposits and Savings	7,648,707	7,994,574
70039	Project Admin Costs	1,094,013	-
70040	JKUAT Hospital Cost Sharing	356,287	285,735
70050	Visitation Income	725,250	-
70051	Sale of tenders	3,252,565	2,149,900
70052	Swimming Pool Charges	1,798,471	378,970
		<b>166,524,534</b>	<b>129,624,933</b>

## 5(i)

## PERSONAL EMOLUMENTS

61000	Staff Salary	1,284,100,954	1,021,335,086
61001	Casual Workers	81,086,238	36,557,778
61002	Part-time Teaching	1,257,073	4,052,146
61040	Gratuity and Pension Contributions	249,958,186	210,282,363
61041	Group Life (Pension) Insurance	15,607,526	10,950,000
61050	House Allowance	805,998,072	677,795,222
61060/81	Other Personal Allowances	162,978,846	133,550,905
61070	House to Office Allowance	267,220,466	192,553,655
61080	Passage, Baggage/Leave Allowance	15,136,364	14,667,276
		<b>2,883,343,725</b>	<b>2,301,744,431</b>

## NOTES TO THE FINANCIAL STATEMENTS FOR THE YEAR ENDED 30TH JUNE 2013

		2012/2013 KSHS	2011/2012 KSHS
<b>5(ii)</b>	<b>ACADEMIC COSTS</b>		
11000	Travelling and accomodation	49,831,174	54,906,527
11100	Field courses	16,261,636	13,117,003
12100	Telephone	3,123	41,580
13000	Entertainment	7,071,605	9,293,004
14500	Fuel for generator	-	29,384
15000	Teaching materials	21,701,431	29,581,885
17300	Library expenses	10,201,512	3,863,400
17400	Stationery and stores	16,994,638	16,170,042
17500	Advertising and publicity	6,766,821	6,985,766
17800	Short Courses	3,065,375	-
19000	Cleaning materials	1,110,947	797,103
19500	Attachment Expenses	5,947,275	5,234,513
19600	Research	6,852,133	7,496,842
61197	Research Programme	37,268,731	37,112,838
61113	JAB	161,750	596,211
61283-01	Examination expenses	22,573,093	19,282,506
61002	Part time-departments	376,085,780	393,235,171
61001	Casual workers -Department	21,005,925	16,866,640
61301	Workstudy	290,020	488,700
		<b>603,192,969</b>	<b>615,099,115</b>
<b>5(iii)</b>	<b>ADMINISTRATIVE COSTS</b>		
110	Travelling and Accomodation	44,204,583	37,945,801
121	Telephone	18,509	24,634
130	Entertainment	13,254,527	13,905,942
145	Fuel for generator	4,409,474	6,891,000
174	Purchase of stationery and stores	30,562,675	24,090,313
176	Foodstuff for patients	353,471	388,618
178	Short Courses	3,639,020	-
190	Cleaning materials	2,561,579	3,218,574
185	Computer expenses	12,500	334,222
88310	Juja Community	957,209	-
		<b>99,016,337</b>	<b>86,799,104</b>
<b>5(iv)</b>	<b>CAMPUS RUNNING COSTS</b>		
02	Karen Campus	237,500,803	186,256,683
03	Nairobi campus	95,693,193	96,774,981
04	Taita Taveta Campus	-	133,968,162

## NOTES TO THE FINANCIAL STATEMENTS FOR THE YEAR ENDED 30TH JUNE 2013

		2012/2013 KSHS	2011/2012 KSHS
05	Nairobi CBD Campus	73,103,523	79,920,037
06	Mombasa CBD Campus	179,590,008	116,527,667
10	Kisii CBD Campus	59,780,563	71,519,337
11	Kitale CBD Campus	65,136,272	41,316,895
12	Nakuru CBD Campus	154,068,844	91,042,849
13	Arusha Campus	40,256,174	17,960,687
15	Kakamega Campus	38,483,811	-
16	Kisumu CBD	11,088,538	-
19	Kigali Campus	33,726,275	-
		<b>988,428,006</b>	<b>835,287,297</b>
<b>5(v)</b>	<b>STUDENTS WELFARE</b>		
110	Travelling and accomodation	6,243,451	7,426,341
130	Entertainment	938,343	2,105,651
174	Stationery and stores	1,347,466	1,320,490
190	Cleaning materials	3,586,868	3,278,440
144	Gas and fuel	13,300,327	10,046,876
160	Food and rations	38,129,525	53,964,677
161	Crockery and utensils	1,185,835	2,711,974
178	Short Courses	263,355	-
221	Inter- university games	-	392,150
		<b>64,995,171</b>	<b>81,246,598</b>
<b>5(vi)</b>	<b>MAINTENANCE COSTS</b>		
61250-01	Maintenance of plant/mach/equip	25,188,435	16,282,042
61255-01	Repair & Maintenance of Furniture	7,805,173	2,037,352
61260-01	Maintenance of buildings	81,061,563	37,380,373
61270-01	Maintenance of water/sewerage	6,511,096	4,817,016
61280-01	Maintenence of roads/grounds	10,015,318	17,139,152
		<b>130,581,585</b>	<b>77,655,935</b>
<b>5(vii)</b>	<b>MISCELLANEOUS EXPENDITURE</b>		
61281	Show expenses	16,007,595	14,159,829
61282	Graduation expenses	40,304,632	44,072,036
61288	Kabiru-ini Demonstration	2,587,101	3,087,090
		<b>58,899,329</b>	<b>61,318,956</b>
<b>5(viii)</b>	<b>CENTRAL SERVICES</b>		
61091/92-01,09000-01	Medical Expenses	169,039,746	137,692,904
61082	Industrial Training Levy	705,350	-
61100-01	Transport expenses	23,975,526	44,825,774
61112-01	External travelling	30,197,452	25,180,546
61120-01	Postal & telegrams expenses	1,115,374	1,135,835

## NOTES TO THE FINANCIAL STATEMENTS FOR THE YEAR ENDED 30TH JUNE 2013

12100-01	Telephone expenses	5,448,466	9,186,308
12500	UMB Expenses	1,064,640	-
13000-01	Entertainment Expenses	58,376	-
13500	Deans and Senate Committee Expenses	190,500	-
61130-01	Official entertainment	1,249,839	1,891,624
61132-01	Conference & seminars	13,147,880	13,073,899
61133	Pension fund expenses	654,896	-
61135	Public celebrations/funerals	3,917,513	3,840,420
14000-01	Electricity expenses	58,076,136	52,876,576
14500-01	Fuel for Generator	16,935,711	617,171
16100-01	Crockery and Utensils	2,151,778	-
18400-01	Internet Connectivity	21,318,438	22,878,860
61153-01	Fungicides insecticides & Sprays	513,800	348,000
61171-01	Publishing & printing	15,567,093	16,378,160
61172-01	Purchase of Uniform & clothing	14,768,632	5,634,154
61174-01	Purchase of Stationery	339,971	-
17500-01	Advertising & Publicity	38,350,401	30,763,948
61177	Disaster Preparedness	151,960	-
61179	Audit fees	3,480,000	3,480,000
61180	ISO expenses	6,073,092	4,824,767
61181/2-01	Rent and Rates	918,158	45,000
61184-01	Contracted professional services	38,129,947	24,795,817
61186-01	Hire of transport & machinery	75,000	1,103,600
61187	Motor vehicle insurance	5,632,210	4,635,063
18500-01	Computer Charges	1,507,509	15,130,157
19000-01	Misc other charges	1,244,270	2,376,894
61191-01	Bank charges/interest	8,536,096	6,584,009
61192	Clearing & forwarding	314,139	24,163
61193	Fees commission & Honoraria Exp.	3,986,448	2,842,918
61194/96	Staff Training expenses	19,913,409	19,313,453
61195	Structured Cabling Systems Expenses	62,882,040	-
61198	Vice chancellors award expense	-	1,634,000
61218	Insurance premiums	1,860,934	3,390,643
61285	Staff Pay supplement expenditure	13,390,000	10,550,000
61291-01	Interest on KCB Loan	336,171	582,704
61362-01	Depreciation charge	167,687,016	176,281,221
90001	Amortization of ERP software	3,422,974	3,422,974
70022	Hire of Equipment	599,629	4,000
70029	Bridging Course in Maths	436,451	595,748
70050	Visitation Income	725,250	580,568
70052	Swimming Pool Charges	1,798,471	-
70013	Residential Fees	43,690,500	12,070,600
87045	Farm crops	968,759	1,331,606
87048	Food Processing (FOTEC)	-	57,337
87061	Mechanical Eng.Production Charges	14,854	15,080

NOTES TO THE FINANCIAL STATEMENTS FOR THE YEAR ENDED 30TH JUNE 2013

		2012/2013 KSHS	2011/2012 KSHS
87124	Biotechnology Production	-	18,800
87128	IBR Production	5,305	-
87129	Consultancy Services	168,675	2,807,314
87177	Serena Candle Igu	2,000	-
87176	Livestock Production	2,792,098	1,504,584
87203	Farm Machinery	5,083,145	
87390	Geothermal Development Consultancy	300,000	-
87392	ICT Consultancy	429,958	307,155
70037	Journal of Agric.	73,500	94,000
61295	Innovation & Technology	1,346,155	570,054
62185	Subscription to Professional bodies	3,710,225	2,515,922
		<b>820,473,867</b>	<b>669,814,327</b>

5(ix)	Council, committes expenses	2012/2013 KSHS	2011/2012 KSHS
61131	Sitting Allowance	15,257,322	11,895,759
61129	Chancellor's Expenses	785,295	403,278
61128	Council Committee Expenses	1,086,995	-
		<b>17,129,612</b>	<b>12,299,037</b>

6	FUNDS AND GRANTS	2012/2013 KSHS	2011/2012 KSHS
	Capital funds	1,942,091,704.30	2,370,738,057
	Reserve funds	681,996,461	558,191,756
	Revaluation reserve	1,349,392,123.00	1,349,392,123
	Grants	176,020,706.55	164,065,774
		<b>4,149,500,995</b>	<b>4,442,387,711</b>

## NOTES TO THE FINANCIAL STATEMENTS FOR THE YEAR ENDED 30TH JUNE 2013

7	SPECIAL ACCOUNTS AND GRANTS	2012/2013 KSHS	2011/2012 KSHS
82088	UNDP-Entrepreneurship	89,764	89,764
82091	Burnside Church Bursary Fund	7,065	7,065
82092	JICA-3rd Country Training (Elec)	5,779	5,779
82097	JKUAT/JACKSON Univ Projects	149,562	149,562
82100	JICA Research	53,540	53,540
82101	I.D.R.G. Research Grants	2,990	2,990
82102	CIVIL ENGINEERING PROD	1,263,475	417,355
82108	Dryland Sorghum & Millet Research	62,514	62,514
82109	DAAD Scholarship	6,230,897	6,239,697
82118	FAO Material (Research )	62,390	62,390
82134	Incountry training	-	572,089
82139	K.P.T.C/J.K.U.A.T Energy	1,966,476	1,966,476
82144	Simple Tel. Device	737,332	737,332
82145	Rehabilitation of Horticulture	99,740	99,740
82150	Agricultural Research Fund	187,237	187,237
82153	F.A.O. Project ( Prof. Oniang'o )	617,095	617,095
82160	A.R.F - KARI Research Project	9,596	9,596
82166	Research Project Admin. Fund	1,806,010	1,806,010
82197	3rd Country Training- Civil Eng	317,875	317,875
82201	LVEMP Project	2,897	2,897
82205	Cassava Processing Project	43,853	43,853
82206	Biological Tick Control	22,843	22,483
82208	FAO Advocacy/Training Material	178,947	178,947
82209	WHO/Danish Bilhaziasis	15,456	15,456
82211	IEET VOUCHER PROJECT	6,413,603	6,444,035
82212	Botany /Craft Agro-Foretry Project	18,942	18,942
82214	Rockefeller Project Prof Imbuga	81,446	81,446
82219	Ushepia workshop fund	266,756	266,756
82220	Pesticide free beans project	325,328	325,328
82233	Rockefeller Project Poverty Reduction	214,293	214,293
82234	NUFU Funds -Norway	4,554,015	4,969,765
82235	Isotopic Nuclear Techniques	66,551	66,551
82236	African vegetable Research project	5,572	5,572
82238	Computerization Fund	100,603	100,603
82239	CISCO	12,114,660	11,906,798
		<b>38,095,102</b>	<b>38,067,831</b>

## NOTES TO THE FINANCIAL STATEMENTS FOR THE YEAR ENDED 30TH JUNE 2013

7 Cont'	SPECIAL ACCOUNTS AND GRANTS DETAILS	2012/2013 KSHS	2011/2012 KSHS
82245	Rockefeller-DR. Keriko	4,095	4,095
82249	WAITRO	520,156	520,156
82254	Inter-University C.E.A Prof Boga	3,301,096	2,908,632
82255	IFS Grants	1,272,844	302,052
82259	HIV AIDS	1,111,605	1,781,610
82260	AICAD Research	1,756,326	1,950,818
82287	International Institute for Trop Agr (IITA)	103,245	103,245
82303	Roforum Project	242,843	242,843
82321	VANILLA PROJECT	374,080	374,080
82322	CHE RESEARCH PROJECT	1,213,043	1,213,043
82328	Engineering Information Foundation	446,833	446,833
82338	Pyrethrum post harvest handling project-Dr Gachanja	1,389,670	372,106
82342	GCHERA Conference Sponsorship	2,255,196	2,255,196
82354	GTZ-Drought tolerant project	527,337	548,337
82355	Rice Project-Prof.Kahangi	4,791,877	5,170,000
82356	Indigenous Vegetables	1,706,290	4,671,250
82359	Bio-Earn	6,631,895	7,951,807
82360	KAPP	109,192	109,192
82361	Kilimo Trust	897,165	670,550
82372	NCST	16,573,930	14,056,744
82374	AKTP- Dr. Waweru	801,366	801,366
82375	EEAI	215,000	215,000
82376	ASARECA	4,399,524	20,495,127
82378	IDRC	352,646	352,646
82379	AHIS	204,820	204,820
82382	KNBS	36,242,963	19,531,728
82384	FVRP	1,094,018	2,309,562
82385	Macaulay Institute	31,716	31,716
82388	Pennsylvania State University	7,722	7,722
82389	Kaduna Project	11,772,773	6,516,358
82568	BMGF	10,156,077	1,614,020
82569	ECOTACT	13,000	13,000
82570	HENNE project	841,476	841,476
82573	RUFORUM	505,044	1,126,597
82574	CASARD Project	202,600	202,600
82575	Agribusiness Incubator Consortium	2,509,804	2,659,508
82576	Centre for Health Solutions	-	42,341

## NOTES TO THE FINANCIAL STATEMENTS FOR THE YEAR ENDED 30TH JUNE 2013

	2012/2013 KSHS	2011/2012 KSHS	
82577	Sorgurm KAPAP Project	227,942	118,582
82580	Thika Highway Scoping Study -Prof Zachary	268,000	868,000
82581	EA Universities Accession Project Kenet	-	36,000
82582	BEANS PROJECT-DR DANIEL SILA	2,341,652	7,087,879
82583	KAPAP MANGO PROJECT-KARI	991,500	1,591,500
82584	ILRI Project Esther Kahangi	346,185	4,232,070
82585	GLOWS Project-Hannah Ngugi	50,200	105,926
82586	ILRI Project Dr Daniel Sila	4,009,733	2,177,554
82587	Baylor Project-Dr Mutwiwa	459,200	-
82588	Storerooms Project Dr Stephen Kimani	251,406	626
82589	Bill and Melinda Gates Dr Amos Alakonya	1,955,983	5,806,958
82590	Climate Change Impacts-Mark Boit	5,375	627,375
82591	Computer Science for High Schools	10,000	410,000
82592	JKUAT Institutional Repository - Dr. Gatero	267	317,295
82595	Coconut Project - Dr Nyende	52,358	-
82596	Ruforum -Dr John Bosco	1,180,856	-
82597	Jkuat-UNAM Video Conf.Project	3,096,862	-
82599	Tana Basin-Prof Bancy Mati	191,100	-
82600	DVL PLANT ANGRO-Prof Wariara Kariuki	17,719	-
82601	Grand Challenges Canada Dr Hellen Kutima	7,890,000	-
	<b>176,020,706.55</b>	<b>164,065,774.00</b>	

Special accounts and grants relates to funds received by the university for specific research projects undertaken by researchers

TECHNOLOGY FOR DEVELOPMENT

**Note 8 NOTES TO THE FINANCIAL STATEMENTS FOR THE YEAR ENDED 30TH JUNE 2013.  
PROPERTY, PLANT AND EQUIPMENT**

	PROPERTY, PLANT AND EQUIPMENT							TOTAL
	WORK IN PROGRESS	LAND	BUILDINGS	FURNITURE & FITTINGS	COMPUTERS & EQUIPMENTS	PLANT & MACHINERY	MOTOR VEHICLES	
As at 30.06.2012	383,843,778	1,220,400,000	2,295,664,500	182,211,253	311,650,768	429,487,700	133,398,334	4,956,656,333
DEPRECIATION								
Accumulated at 01.07.2011	-	-	90,908,314	29,080,514	104,837,810	81,602,663	33,195,171	339,624,472
Charge for the year			44,095,124	15,313,074	62,043,887	34,788,504	20,040,633	176,281,221
As at 30.06.2012	-	-	135,003,438	44,393,588	166,881,697	116,391,167	53,235,804	515,905,693
<b>NBV(2011/2012)</b>	<b>383,843,778</b>	<b>1,220,400,000</b>	<b>2,160,661,062</b>	<b>137,817,665</b>	<b>144,769,071</b>	<b>313,096,533</b>	<b>80,162,530</b>	<b>4,440,750,640</b>
<b>Cost/Valuation 01.07.12</b>	<b>383,843,778</b>	<b>1,220,400,000</b>	<b>2,295,664,500</b>	<b>182,211,253</b>	<b>311,650,768</b>	<b>429,487,700</b>	<b>133,398,334</b>	<b>4,956,656,333</b>
Transfer (Taita)	95,369,208	15,000,000	241,800,000	16,669,656	19,636,751	616,000	5,303,000	394,394,615
<b>Additions in the year</b>	<b>228,770,757</b>	-	-	<b>27,700,434</b>	<b>88,459,719</b>	-	<b>27,936,990</b>	<b>372,867,900</b>
As at 30.06.2013	517,245,327	1,205,400,000	2,053,864,500	193,242,031	380,473,736	428,871,700	156,032,324	4,935,129,618
DEPRECIATION								
Accumulated at 01.07.2012	-	-	135,003,438	44,393,588	155,015,966	116,391,167	53,235,804	504,039,962
Depreciation on Transfers	-	-	14,314,560	4,475,155	12,107,743	172,480	3,181,800	34,251,738
Charge for the year			38,090,930	14,437,329	64,005,008	31,230,805	19,922,944	167,687,016
As at 30.06.2013	-	-	158,779,808	54,355,762	206,913,231	147,449,492	69,976,948	637,475,241
<b>NBV(2012/2013)</b>	<b>517,245,327</b>	<b>1,220,400,000</b>	<b>1,895,084,692</b>	<b>138,886,269</b>	<b>173,560,505</b>	<b>281,422,208</b>	<b>86,055,376</b>	<b>4,312,654,378</b>
<b>NBV(2011/2012)</b>	<b>383,843,778</b>	<b>1,220,400,000</b>	<b>2,160,661,062</b>	<b>137,817,665</b>	<b>144,769,071</b>	<b>313,096,533</b>	<b>80,162,530</b>	<b>4,440,750,640</b>

## NOTES TO THE FINANCIAL STATEMENTS FOR THE YEAR ENDED 30TH JUNE 2013.

**8(i) WORK IN PROGRESS AS AT 30.06.2013**

VOTE	DETAILS	BAL B/F	ADDITIONS	BALANCE
62403-01	Lecture Halls	25,537,620	705,000	26,242,620
62405-02	Construction of Karen library extension	7,901,965	-	7,901,965
62406-01	Science Complex	132,100,506	51,316,735	183,417,241
62407-02	Ace Building-Karen	12,886,921	-	12,886,921
62408-01	Main Gate	23,052,763	126,052	23,178,815
62408-03	Main Gate-Nairobi Campus	-	150,120	150,120
62414-01	Swimming Pool	74,943,793	13,102,619	88,046,412
62416-01	NSC-Hosp Road	9,743,874	1,850,912	11,594,786
62411	Extension of Admin block	2,307,128	26,494,759	28,801,887
62417	Industrial & Tech PA	-	14,595,259	14,595,259
62412-04	Ref. of Buildings -Taita	10,198,989	TRANSFERED	
62413-04	Const. of Hostel-Taita	79,178,075	TRANSFERED	
62415-04	Const. of Water Tank	5,992,144	TRANSFERED	
62418-03	Construction of Lab-Nairobi Campus	-	632,062	632,062
62419-01	Construction of Jkuat Boundary Wall	-	16,419,026	16,419,026
62422-01	Purchase of Land-Main Campus	-	100,000,000	100,000,000
62426-01	BEED-Hall 7 Road	-	3,378,213	3,378,213
<b>TOTAL</b>		<b>383,843,778</b>	<b>228,770,757</b>	<b>517,245,327</b>

## NOTES TO THE FINANCIAL STATEMENTS FOR THE YEAR ENDED 30TH JUNE 2013

9	INVENTORIES	2012/2013 KSHS	2011/2012 KSHS
50025	Finance store	29,078,510	24,285,061
50027	Health Centre	3,794,968	6,458,909
50029	Petrol pump	690,485	1,649,850
50030	Catering Store	1,072,415	1,478,028
50051	Food Science Store	940,816	899,716
50194-04	Taita Taveta- main store	-	2,562,691
50085	Bookshop Main Store	5,917,250	8,625,839
50194-01	Bookshop Shopfloor	3,540,745	1,449,477
50194-02	Karen Campus - Main store	5,381,242	2,131,739
	<b>TOTAL</b>	<b><u>50,416,431</u></b>	<b><u>49,541,311</u></b>
10	TRADE AND OTHER RECEIVABLES		
86008	Sundry Debtors	163,386,139	212,242,754
86013	Prepayments	7,753,190	-
70003	Grant receivables	127,184,030	-
80014	Staff welfare	-	406,790
80021	Gratuity	77,994	
80022	Pension Scheme	700,960	700,960
85024	Dept Petty Cash	123,400	646,018
86052	Christian Union	86,600	86,600
86012	Jkuat Department Debtors Account	539,571	-
80053	Versity Loan MOE	15,821	15,821
86064	Guarantee Deposits	14,640,129	8,685,858
80065	H.F.C.K house loans	5,016	5,016
80070	NHC- Houseloan	10,085	10,085
80073	Staff Car Loan	4,949,105	1,713,047
80074	N.B.K. Car loans Defaulters	1,279,400	1,279,400
80079	Staff Housing Mortgage Scheme	1,093,546	1,093,546
88078	Staff car Loan recoveries	76,768	-
88082	Honours Donation List	340,000	340,000
80351	JKUAT Benevolent Fund	230,000	187,124
80365	NSSF Voluntary Contributions	7,800	
88110	J.K.U.S.O	31,180,168	25,010,963
80114	Staff Housing Co-op	2,678,109	2,678,109
80115	Alico	-	3,529
80143	Staff Bonus	81,666	-
80256	Amedo Centre	8,833	-
80261	Staff Loan Repayment - NBK Bank	1,300,503	1,300,503
80186	University bonus share	95,488	95,488
86221	Kenet Trust Fund	1,458,776	1,458,776

## NOTES TO THE FINANCIAL STATEMENTS FOR THE YEAR ENDED 30TH JUNE 2013

		2012/2013 KSHS	2011/2012 KSHS
88247	ADS ADP Student Union	2,274,867	2,274,867
88286	JKUITCSO Student Union	2,574,462	2,574,462
88273	Award Account - Vice Chancellor	1,790,000	1,790,000
86277	JKUAT Enterprises	3,312,629	3,310,199
80311	Loan Repayment Staff - KCB	54,165	54,165
88314	JKUHRDA	1,258,700	1,258,700
86337	Kimathi Institute	3,565,696	3,565,696
80339	Equity Loan	67,714	67,714
85888	Imprest Control	12,914,715	8,584,723
82134	Incountry Training	1,763,064	-
82090	3rd Country Training ( A ) (FT )	336,266	351,266
82137	Banana Project	1,242,315	1,242,315
82140	K.P.T.C/J.K.U.A.T Transm.	680,452	680,452
82159	Walking Tractor Project	1,087,519	1,087,519
82165	Banana Tissue culture	336,378	336,378
82213	AICAD	3,459,108	3,459,108
82216	Rockefeller Project Prof Kahangi	40,558	40,558
82231	American Chemical Society	109,717	109,717
82232	UNESCO Chair biotechnology	2,960	2,960
82268	JKUAT World Bank Fund	1,012,635	1,012,635
82282	IASTE Students Exchange	1,104,549	921,549
82283	SABS Project Office	1,499,649	1,499,649
82266	Innovations and production project	2,733,202	2,452,274
82308	AVOIR	101,265	101,265
82319	Pathfinder Project Itromid	146,706	146,706
82320	ICAP COLUMBIA PROJECT INTROMID	272,456	99,297
82324	Florida University project	44,682	-
82353	Sweet Potato Project	27,276	27,276
82369	FARA	98,020	98,020
82373	KMFRI Solar Tunnels	206,871	866,836
82394	Association of African Universities Research	42,469	243,439
82398	Applied Geoinformatics for Science	334,670	334,670
82571	Biogas for fuel Project	769,420	769,420
82572	Bournemouth University Dr Waweru	145,421	145,421
88400	Staff Land Scheme -Phase 3 (Kajiado)	17,165,798	38,082,478
82575	Agribusiness Incubator Consortium	-	58,197
82576	Centre for Health Solutions	78,466	-
82578	ANAFE Agribusiness Project	254,797	254,797
82579	Nissin Noodles Project	115,000	-
82581	EA Universities ACCESSION Project	33,757	-
82593	Fish Farming -Dr Joseph Wakibia	4,000	-

## NOTES TO THE FINANCIAL STATEMENTS FOR THE YEAR ENDED 30TH JUNE 2013

		2012/2013 KSHS	2011/2012 KSHS
	<b>SUB-TOTAL</b>	<b>422,365,490</b>	<b>423,057,350</b>
	LESS		
90001	Provision for bad debts	33,405,925	33,405,925
	<b>TOTAL</b>	<b>388,959,565</b>	<b>389,651,425</b>


11(a)	CODE	CASH AND BANK BALANCES		
	80033	KCB Fixed Deposit	78,608,598	97,193,257
	80034	Cooperative	-	62,668,493
	84172	Bank A/C (KCB) Project Current Account	17,716,172	994,671
	84189	Bank A/C (KCB) Hospital	2,654,086	4,598,054
	84190	Bank A/C(KCB) AICAD	231,294	235,094
	84191	Bank A/C(KCB) Production	6,094,959	6,718,437
	84193	Bank A/C (KCB) Mombasa CBD	19,908,688	49,318,480
	84199	Bank A/C(KCB) - ADP	-	3,233,878
	84225	Standard bank-student fees	4,987,323	14,668,082
	84227	KCB - Incountry Training	1,675,068	6,039,733
	84240	NBK - CISCO Ruiru	4,393,860	10,846,145
	84244	KCB - JKUAT IT	-	2,685,243
	84265	KCB -Bank A/C AIDS Control	215,688	219,288
	84270	KCB - SABS	-	3,608,985
	84302	NBK Student Bursary	1,399,787	1,389,958
	84304	STD Bank A/C Karen Campus	280,381	22,817,608
	84312	KCB JKUAT Schedules	6,147	7,080,700
	84330	KCB JKUAT Staff Housing Devt. Bank A/C	23,821,317	2,315,075
	84331	KCB AGSE A/C	4,072,781	1,998,904
	84335	Equity Bank Fees A/C	11,393,196	21,550,191
	84336	Cooperative Bank -Fees Account	6,703,021	15,171,210
	84343	NBK Fees A/C	9,121,881	7,295,509
	84350	BBK Students Fees a/c	5,657,751	7,302,532
	84355	Nairobi Campus KCB Bank A/c	26,754,227	20,120,074
	84356	JKUAT Taita Taveta Campus Bank A/c	-	5,079,574
	84357	Karen Campus KCB Bank A/C.	3,025,221	57,372,486
	84376	BBK Nairobi CBD Bank account	17,744,659	39,162,740
	84386	BBK Engineering bank Account	-	396,357
	84387	BBK Agriculture bank Account	-	505,293
	84385	Fundilima FOSA Bank Account	671,628	-
	84388	KCB Arusha Bank A/c	552,552	1,832,848

## NOTES TO THE FINANCIAL STATEMENTS FOR THE YEAR ENDED 30TH JUNE 2013

		2012/2013 KSHS	2011/2012 KSHS
84393	Ecobank	1,610,472	9,881,930
84394	NBK Main A/C	1,626,129	-
84396	KCB Kigali Bank A/c	37,599	-
	<b>TOTAL</b>	<b>250,964,485</b>	<b>484,300,829</b>
<b>11(b)</b>	<b>BANK OVERDRAFT</b>		
84163	BANK A/C KCB-Main	66,839,075	64,718,519
84187	Bank A/C (KCB) ADP Agriculture	67,606	
84192	Bank A/C(KCB) CEP	4,722,932	2,270,645
84199	Bank A/C(KCB) - ADP	4,655,675	-
84270	KCB - SABS	728,477	-
84244	KCB BANK A/C RUIRU JKUAT I.T CENTRE	608,987	-
84381	BBK SHRD	4,074,270	4,886,689
84385	Fundilima FOSA	-	907,961
84386	BBK COETC	20,778,323	-
84387	Faculty of Agriculture (BBK)	833,125	-
	<b>TOTAL</b>	<b>103,240,865</b>	<b>72,786,514</b>
<b>12</b>	<b>TRADE AND OTHER PAYABLES</b>		
80005	N.S.S.F	185,455	181,740
80009	Imprest recoveries	5,236,031	4,266,966
80013	Miscellaneous Deduction	748,133	699,221
80039	Caution Money and key deposit	20,300	20,300
80040-01	Students activity fund	42,517,492	31,706,760
88056	Deposit in Transits	4,562,420	4,382,136
88069	Alumni Association	6,727,786	4,541,324
80076	K.N.A. Loans	546	546
80080	Insurance Claims	4,753,062	4,316,433
80096	Pension Scheme Refunds	788,629	788,629
88130	Students Deposit in Transit	3,394,091	3,394,091
88161/2	Sundry Creditors	727,917,387	580,341,789
80291	Barclays Bank-loan repayment	81,141	81,141
80334	Cooperative loan Githurai	7,649	-

NOTES TO THE FINANCIAL STATEMENTS FOR THE YEAR ENDED 30TH JUNE 2013

		2012/2013 KSHS	2011/2012 KSHS
88078	Staff Car Loan Recoveries	84,444	
88284	Jkuat Enterprise recovery	5,105	-
88315	Staff Land Scheme-Kalimoni	23,161,370	23,251,458
88388	Staff Land Scheme-Blue post	69,719,504	67,284,609
84037	Cash Clearing account	-	32,482,104
88999	Stock clearing	12,845,049	12,002,880
90020	Provision for Leave Pay	26,180,918	26,180,918
90021	Provision for Audit Fees	3,480,000	3,480,000
		<b>932,848,006</b>	<b>878,965,626</b>



**NOTES TO THE FINANCIAL STATEMENTS FOR THE YEAR ENDED 30TH JUNE 2013****13. INVESTMENT IN JKUAT ENTERPRISES LTD**

JKUAT Enterprises is a wholly owned Company of JKUAT. The university put an initial capital investment up to Kshs.25.6 million.

**14. INVESTMENT IN ERP SOFTWARE**

Balance B/fwd	<b>3,422,972</b>
Additions in the year	-
Amortisation during the period	<b>3,422,972</b>
<b>Balance as at 30.06.2013</b>	-

The ERP software is amortized on straight line basis over the finite number of years

**15. BANK LOAN**

The university has no loan facilities

**16. BIOLOGICAL ASSETS**

Stock Sheet	Amount
<b>Balance as at 30.06.2013</b>	<b>6,951,000</b>

Biological Assets in the university are valued on the basis of prevailing market rate as at the closure of the financial year

**17. ASSETS ON TAITA TAVETA**

Taita Taveta Campus received a Legal order to become a constituent college and the assets included in accounts in respect of Taita are as below:

These assets were transferred from JKUAT to Taita Taveta University College in the current financial year 2012/2013



**JOMO KENYATTA UNIVERSITY OF  
AGRICULTURE AND TECHNOLOGY  
P.O. BOX 62000-00200 NAIROBI  
TEL: 067-5711**