


REPUBLIC OF KENYA



PAPER LAID
By the leader of the Majority Party, the Hon. Aden Duale, MP on Thursday, 6th April 2017 (afternoon).



OFFICE OF THE AUDITOR-GENERAL

PARLIAMENT OF KENYA LIBRARY

REPORT

TABLE OFFICE
S/No:.....
06 APR 2017
Sign:.....
PAPER LAID

OF

THE AUDITOR-GENERAL

ON

REVENUE STATEMENT

FOR THE YEAR ENDED
30 JUNE 2016

THE NATIONAL TREASURY





**RECEIVER OF REVENUE
THE NATIONAL TREASURY**

**AMMENDED
REVENUE STATEMENTS**

**FOR THE FINANCIAL YEAR ENDED
JUNE 30, 2016**

**Prepared in accordance with the Cash Basis of Accounting Method under the International Public Sector
Accounting Standards (IPSAS)**

Table of Content

Page

I. NATIONAL TREASURY INFORMATION AND MANAGEMENT.....	1
II. FORWARD BY THE CABINET SECRETARY.....	5
III. STATEMENT OF RECEIVER OF REVENUES'S RESPONSIBILITIES.....	7
IV. STATEMENT OF REVENUES AND TRANSFERS.....	8
V. STATEMENT OF COMPARATIVE BUDGET AND ACTUAL AMOUNTS.....	9
VI. STATEMENT OF ARREARS OF REVENUE AT 30 JUNE 2016	10
VII. SIGNIFICANT ACCOUNTING POLICIES.....	12
NOTES TO THE ACCOUNTS	
1. TAXES ON INCOME, PROFITS AND CAPITAL GAINS.....	14
2. TAXES ON GOODS AND SERVICES	15
3. TAXES ON INTERNATIONAL TRADE AND TRANSACTIONS (CUSTOMS)	16
4. OTHER TAXES (NOT ELSEWHERE CLASSIFIED).....	17
5. FEES ON USE OF GOODS AND ON PERMISSION TO USE GOODS OR TO SERVICES AND PERFORM ACTIVITIES.....	18
6. SOCIAL SECURITY CONTRIBUTIONS	19
7. PROPERTY INCOME	20
8. OTHER RECEIPTS NOT CLASSIFIED ELSEWHERE	21
9. SALE OF GOODS AND SERVICES	22
10. LOAN REPAYMENT AND INTEREST ON LOAN.....	23
11. PROCEEDS FROM FOREIGN GRANTS.....	24
12. BALANCES CARRIED FORWARD.....	25
13. WAIVER AND VARIATIONS	26
14. APPENDIX I	27 to 35
15. APPENDIX II	36 to 49

THE NATIONAL TREASURY
Reports and Financial Statements
For the year ended June 30, 2016

Directorate of Portfolio Management

The Directorate is headed by a Director General, reporting to the Principal Secretary. It is organized into the following three (3) Technical Departments each headed by a Director:

- Government Investment and Public Enterprises;
- National Assets and Liabilities Management;
- Pensions Department.
- Public Private Partnership Unit

Directorate of Public Debt Management

The Directorate is headed by a Director General, reporting to the Principal Secretary. It is organized into the following three (3) Technical Departments each headed by a Director:

- Resource Mobilization (Front Office);
- Debt Policy, Strategy and Risk Management (Middle Office);
- Debt Recording and Settlement (Back Office).

Directorate of Administrative and Support Services (Common Shared Services)

The Directorate is headed by a Principal Administrative Secretary, reporting to the Principal Secretary. It is organized into eleven (11) specialized functions offering common shared services. The common shared services of the National Treasury consist of functions that are not core to the National Treasury but offer critical support services to the National Treasury. The functions include:

- Accounting,
- Finance,
- Human Resource Management and Development,
- Central Planning and Project Monitoring,
- Supply Chain Management,
- Legal,
- Public Communications,
- General Administration,
- Records Management;
- Internal Audit;
- ICT

THE NATIONAL TREASURY
Reports and Financial Statements
For the year ended June 30, 2016

National Treasury established an audit committee comprising officers from all departments of the Ministry. The Committee reviews and analyses all audit queries and makes recommendations on how to reduce fiduciary risks. In addition, the committee ensures that audit queries and external audit recommendations are fully addressed.

Budget Implementation Committee

To monitor the implementation of the Ministry's budget, programmes and activities, the National Treasury has appointed a committee comprising officers from all the Departments of the Ministry. The Committee reviews and analyses the progress made by Departments in the implementation of budget and the planned programmes and activities and advises the management accordingly.

Monitoring and Evaluation

The Ministry undertakes monitoring and evaluation exercises to establish progress made in the implementation of various programmes and projects including those that are funded by the development partners.

(e) The National Treasury Headquarters

P.O. BOX 30007- 00100,
Treasury Building,
Harambee, Avenue
Nairobi, Kenya

(f) The National Treasury Contacts

Telephone: (254)020-2252299
Email: info@treasury.go.ke
Website: www.treasury.go.ke

(g) The National Treasury Banker

Central Bank of Kenya
Haile Selassie Avenue
P.O. Box 60000-00200
Nairobi, Kenya

(h) Independent Auditors

Auditor General
Kenya National Audit Office
Anniversary Towers
P.O. Box 30084-00100
Nairobi, Kenya

(i) Principal Legal Adviser

The Attorney General
State Law Office
Harambee Avenue
P.O. Box 40112
Nairobi, Kenya

THE NATIONAL TREASURY
Reports and Financial Statements
For the year ended June 30, 2016

(c) Fiduciary Management

The key management personnel who held office during the financial year ended 30th June 2016 and who had direct fiduciary responsibility were:-

NO.	Designation	Name
1.	Principal Secretary	Dr. Kamau Thugge, CBS
2.	Principal Administrative Secretary	Mr. Mutua Kilaka, CBS, SS
3.	Director General, BFEA	Dr Geoffrey Mwau, EBS
4.	Director General, AS&QA	Mr. Bernard Ndung'u
5.	Director General, PIPM	Ms. Esther Koimett, CBS
6.	Director General, PDMO	Mr. Wohoro Ndohho
7.	Ag. Director, Macro & Fiscal Affairs Department	Mr. Wanyambura Mwambia, OGW
8.	Director, Budget Department	Mr. Francis Anyona, OGW
9.	Ag. Director, Financial and Sectoral Affairs Department	Mr. Nzomo Mutuku
10.	Ag Director, Public Procurement Department	Mr. Eric Korir
11.	Internal Auditor General	Mr. Alfayo Mogaka
12.	Ag. Director, Accounting Services Department	Mr. Wala Jona
13.	Ag. Director, National Sub County Treasuries	Mr. Tom Khakhame
14.	Ag Director, Financial Management Information System	Mr. Jerome Ochieng
15.	Director, Public Private Partnership Unit	Eng. Stanley Kamau
16.	Ag. Director, National Assets and Liability Management	Mrs. Beatrice Gathirwa
17.	Director, Government Investment and Public Enterprises	Mr. Kennedy Ondieki
18.	Secretary/Director, Pensions Department	Mr. Shem Nyakutu
19.	Director, Resource Mobilization Department	Mr. Jackson Kinyanjui
20.	Director of Administration	Mr David Oleshege, OGW
21.	Head, Accounts Division	Mr. George K. Gichuru
22.	Head Finance Division	Mr. Kimathi Mugambi
23.	Head, Supplies Chain Management	Mr. Peter Momanyi
24.	Director, Human Resource Management and Development	Mrs. Susan Mucheru
25.	Head, Information Communication and Technology	Mr. Edward Rutere
26.	Head, Central Planning and Project Monitoring Unit	Mr. Antony Muriu
27.	Head, Public Communications	Mr. Maina Kigaga
28.	Programme Coordinator, Public Financial Management Reform Secretariat	Mr. Julius Mutua

(d) Fiduciary Oversight Arrangements

To manage the fiduciary risk, the National Treasury has put in place fiduciary oversight arrangements including setting up committees. The key oversight arrangements include:

Internal Audit Unit

The National Treasury has a well resourced internal Audit Unit. The Unit is charged with the responsibility of conducting risk based, value for money and systems audit, providing assurance that appropriate institutional policies, procedures and business practices are being followed; verifying the existence of assets administered by the Ministry, and evaluating the adequacy and reliability of information available to the management. The Unit reports directly to the accounting officers on a regular basis.

Audit Committee

The Audit Committee forms a key element in the governance process and its principle role is that of providing oversight of financial reporting, risk management and internal controls. The

II. FORWARD BY THE CABINET SECRETARY

The National Treasury is mandated to coordinate economic and financial management of the country in accordance with section 12 of the Public Finance Management Act, 2012. Overall, the National Treasury has strived to maintain a policy environment that is conducive to economic growth and development of the Country. As a result of consistent implementation of the bold economic policies, structural reforms and sound macroeconomic management, the economy grew by 5.6 percent in 2015 compared to 5.3 percent growth in 2014. This strong growth was supported by positive growth in agriculture, forestry and fishing (4.8 percent), mining and quarrying (6.9 percent), electricity and water supply (8.5 percent), wholesale and retail trade (7.3 percent), accommodation and restaurant (12.1 percent) and information and communication (9.7 percent). Growth in other sectors, particularly manufacturing, construction, finance and insurance and real estate remained robust.

The annual inflation rate was 6.4 percent by June 2016 compared 6.5 percent in June 2015, and was therefore, within the current allowable margin of 2.5 percent on either side of the target of 5.0 percent. The Kenya shilling continued to display relatively less volatility compared with the major regional currencies due to improved Diaspora remittances and the narrowing of the current account deficit while official foreign exchange reserves held by the Central Bank grew to US\$ 7,648 million (equivalent to 5.1 months of import cover) by June 2016 from US\$ 7,212 million (4.5 months of import cover) in June 2015.

In budget performance, the National Treasury expenditure stood at **Kshs.38,523,924,151** against an approved budget of **Kshs.40,667,213,863** in recurrent while Development expenditure stood at **Kshs.43,832,593,224** against an approved budget of **Kshs.45,836,475,797** giving an overall absorption rate of 95.2%.

Other key achievements during the year under review are:-

- The National Treasury mobilized external resources amounting to Kshs.366.67 billion. This included Kshs.320.23 billion in loans and Kshs.46.44billion in grants.
- The National Treasury continued to support Kenya Revenue Authority to achieve its target in revenue collection and simplification of the tax system. This included the implementation of the *i-tax* platform.
- In its commitment to deepen the Financial Markets, the Ministry finalized the Financial Services Authority bill and disseminated to stakeholders for comments and prepared the draft Nairobi International Financial Centre Bill.
- The National Treasury developed a pipeline of 65 bankable Public Private Partnership projects ready for investment. Other achievements in promoting PPP include continuous financial, technical and legal support to MDAs in the preparation of PPP projects, development of standardized documentation framework to support implementation of PPP and development of a template on PPP project submission.
- The National Treasury continued to build capacity on Public Financial Management in Ministries, Departments, Agencies as well as County Governments. 1,297 officers were trained over the financial year 2015/16 across the country.

Some of the challenges the National Treasury faced while implementing the budget 2015/16 include:-

1. Lack of adequate funds to finance all the budget requests by Ministries, Departments and Agencies.
2. Inadequate funds to finance all the programmes and projects of the National Treasury.
3. Low absorption of Official Development Assistance (ODA).
4. Slow enactment of relevant regulation and related legal instruments to facilitate financial sector deepening.
5. High turnover of staff especially in the core technical areas of the National Treasury.

To surmount the above challenges and ensure successful implementation of the National Treasury goals and objectives, the Ministry will:-

1. Continue to maintain a prudent fiscal stance consistent with the medium-term debt targets while pursuing a shift in the composition of expenditure towards development priorities.
2. Strengthen capacity building in public financial management to MDAs and County Governments to ensure that the high expectations linked to devolution are met.
3. Enhance the Government's cash management system to avoid undue pressure on payment flows and interest rates, and reduce borrowing costs for the government and the private sector.
4. Ensure constant collaboration between the National Treasury and all the Stakeholders.
5. Promote the Public Private Partnership initiatives to finance government capital projects.
6. Engage other development partners for concessional loans and grants as well as pursue strategies to facilitate issuance of international bonds to finance government projects.
7. Fast track and implement the proposed new scheme of service for the National Treasury officers to retain staff.



HENRY K. ROTICH, EGH
CABINET SECRETARY

**THE NATIONAL TREASURY
REVENUE STATEMENTS
FOR THE YEAR ENDED JUNE 30, 2016**

II STATEMENT OF RECEIVER OF REVENUE'S RESPONSIBILITIES

Section 82 (1) of the Public Finance Management Act, 2012 requires that, at the end of each financial year, a receiver of revenue shall prepare an account of the revenue received and collected by that receiver during that financial year.


The Principal Secretary in charge of the National Treasury is responsible for the preparation and presentation of the revenue accounts, which gives a true and fair view of the state of affairs of the National Treasury for and as at the end of the financial year ended on June 30, 2016. This responsibility includes: (i) maintaining adequate financial management arrangements and ensuring that these continue to be effective throughout the reporting period; (ii) maintaining proper accounting records, which disclose with reasonable accuracy at any time the financial position of the National Treasury; (iii) designing, implementing and maintaining internal controls relevant to the preparation and fair presentation of the financial statements, and ensuring that they are free from material misstatements, whether due to error or fraud; (iv) safeguarding the assets of the National Treasury; (v) selecting and applying appropriate accounting policies; and (vi) making accounting estimates that are reasonable in the circumstances.

The Principal Secretary in charge of the National Treasury accepts responsibility for the National Treasury's revenue reports, which have been prepared on the Cash Basis Method of Financial Reporting, using appropriate accounting policies in accordance with International Public Sector Accounting Standards (IPSAS) and relevant legal framework of the Government of Kenya. The Principal Secretary is of the opinion that the National Treasury's revenue statement gives a true and fair view of the state of the National Treasury revenue transactions during the financial year ended June 30, 2016, and of the National Treasury financial position as at that date. The Principal Secretary in charge of the National Treasury further confirms the completeness of the accounting records maintained for the National Treasury, which have been relied upon in the preparation of revenue account as well as the adequacy of the systems of internal financial control.


The Principal Secretary in charge of the National Treasury confirms that the National Treasury has complied fully with applicable Government Regulations and the terms of external financing covenants and that the revenue collected during the year under audit were transferred to the Exchequer Account. Further the Principal Secretary confirms that the revenue statements have been prepared in a form that complies with relevant accounting standards prescribed by the Public Sector Accounting Standards Board of Kenya.

Approval of the Revenue Statements

The *revenue* statements were approved and signed by the Principal Secretary on^{30/06}....., 2016.



Dr. Kamau Thugge CBS
Principal Secretary



George K. Gichuru
Senior Deputy Accountant General

REPUBLIC OF KENYA

Telephone: +254-20-342330
Fax: +254-20-311482
E-mail: oag@oagkenya.go.ke
Website: www.kenao.go.ke



P.O. Box 30084-00100
NAIROBI

OFFICE OF THE AUDITOR-GENERAL

REPORT OF THE AUDITOR-GENERAL ON THE REVENUE STATEMENTS FOR THE YEAR ENDED 30 JUNE 2016 – THE NATIONAL TREASURY

REPORT ON THE REVENUE STATEMENTS

I have audited the accompanying revenue statements of the National Treasury set out on pages 8 to 49, which comprise the statement of arrears of revenue as at 30 June 2016, and the statement of revenues and transfers and the statement of comparative budget and actual amounts for the year ended 30 June 2016, and a summary of significant accounting policies and other explanatory information in accordance with the provisions of Article 229 of the Constitution of Kenya and Section 35 of the Public Audit Act, 2015. I have obtained all the information and explanations which, to the best of my knowledge and belief, were necessary for the purpose of the audit.

Management's Responsibility for the Revenue Statements

The Accounting Officer- National Treasury is responsible for the preparation and fair presentation of the revenue statements in accordance with International Public Sector Accounting Standards (Cash Basis) and for such internal control as management determines is necessary to enable the preparation of the revenue statements that are free from material misstatement, whether due to fraud or error.

The Accounting Officer is also responsible for the submission of the revenue statements to the Auditor - General in accordance with the provisions of Section 47 of the Public Audit Act, 2015.

Auditor-General's Responsibility

My responsibility is to express an opinion on these revenue statements based on the audit and report in accordance with the provisions of Section 48 of the Public Audit Act, 2015 and submit the audit report in compliance with Article 229(7) of the Constitution of Kenya. The audit was conducted in accordance with International Standards of Supreme Audit Institutions. Those standards require compliance with ethical requirements and that the audit be planned and performed to obtain reasonable assurance about whether the revenue statements are free from material misstatement.

An audit involves performing procedures to obtain audit evidence about the amounts and disclosures in the revenue statements. The procedures selected depend on the auditors' judgement, including the assessment of the risks of material misstatement of the revenue statements, whether due to fraud or error. In making those risk assessments, the auditor considers internal control relevant to the entity's preparation and fair presentation of the revenue statements in order to design audit procedures that

Report of the Auditor-General on the Revenue Statements for the year ended 30 June 2016 – The National Treasury

are appropriate in the circumstances, but not for the purpose of expressing an opinion on the effectiveness of the National Treasury's internal control. An audit also includes evaluating the appropriateness of accounting policies used and the reasonableness of the accounting estimates made by the management, as well as evaluating the overall presentation of the revenue statements.

I believe that the audit evidence obtained is sufficient and appropriate to provide a basis for my qualified audit opinion.

Basis for Qualified Opinion

1. Balance Carried Forward


The statement of revenues and transfers reflects a balance carried forward of Kshs.3,570,991,331.65 which includes an amount of Kshs.2,995,232,114.70 brought forward from 2014/2015 and previous years. No satisfactory explanation has been provided for failure to remit to the Exchequer Account, by 30 June 2016 the significant balance of Kshs.3,570,991,331.65.

2. Arrears of Revenue

The statement of arrears of revenue reflects revenue receipts totaling Kshs.380,600,178,374.03 as due and uncollected as at 30 June 2016 compared to Kshs.194,951,716,541.16 reported as at 30 June 2015. The balance of Kshs.380,600,178,374.03 is made up of arrears for PAYE and Other Income Tax of Kshs.295,096,178,722.00, arrears for VAT and Excise Taxes of Kshs.47,717,166,529.00, arrears for loan redemptions of Kshs.13,003,682,477.56 and arrears for loan interests of Kshs.24,783,150,645.47. Besides failure to collect the arrears, the National Treasury has not explained satisfactorily how it is addressing the persistent increase in arrears of revenue.

Qualified Opinion

In my opinion, except for the effect of the matters described in the Basis for Qualified Opinion paragraph, the revenue statements present fairly, in all material respects, the financial performance of the recurrent revenue of the National Treasury for the year ended 30 June 2016, in accordance with International Public Sector Accounting Standards (Cash Basis) and comply with the Public Finance Management Act, 2012.



FCPA Edward R. O. Ouko, CBS
AUDITOR-GENERAL


Nairobi


29 March 2017

IV. STATEMENT OF REVENUES AND TRANSFERS

	Note	2015/2016 Kshs	2014/2015 Kshs
TAX REVENUES			
Taxes on Income, Profits and Capital Gains	1	564,572,172,084.20	508,231,963,962.57
Taxes on Goods and Services	2	429,425,876,090.30	375,495,867,916.82
Taxes on International Trade & Transactions ⁰⁰	3	104,819,796,814.00	100,919,028,862.25
Other Taxes	4	10,275,603,609.75	11,406,089,912.00
TOTAL TAX RECEIPTS		1,109,093,448,598.25	996,052,950,653.64
NON TAX REVENUES			
Fees on use of Goods/Services	5	1,970,459,216.95	1,785,806,143.20
Social Security Contributions	6	-	221,798,140.00
Property Income	7	20,441,303,895.65	15,516,207,605.05
Other Receipts	8	1,943,003,578.70	14,249,471,351.78
Sale of Goods and Services	9	2,827,242,102.50	2,839,665,693.85
Loan Repayment and Interest on Loans	10	4,989,579,073.85	4,464,933,318.55
Proceeds from foreign grants-AMISON	11	4,756,650,865.80	-
TOTAL NON TAX RECEIPTS		36,928,238,733.45	39,077,882,252.43
TOTAL TAXES RECEIPTS		1,146,021,687,331.70	1,035,130,832,906.07
TRANSFER TO EXCHEQUER ACCOUNT		1,144,051,228,114.75	1,033,345,026,762.87
TRANSFER TO MDAS (MIN.OF ENERGY)	5	1,394,700,000.00	1,458,700,000.00
BALANCE BROUGHT FORWARD	10	2,995,232,114.70	2,668,125,971.50
BALANCE CARRIED FORWARD	10	3,570,991,331.65	2,995,232,114.70

The accounting policies and explanatory notes to these revenue statements form an integral part of the revenue statements. These revenue statements were approved on 30/9/16, 2016 and signed by:


Dr. Kamau Thugge CBS
 Principal Secretary


George K. Gichuru
 Senior Deputy Accountant General

100-1000

100-1000

100-1000

100-1000

100-1000

100-1000

100-1000

100-1000


100-1000


100-1000



THE NATIONAL TREASURY
REVENUE STATEMENTS FOR FINANCIAL YEAR ENDED JUNE 2016
V STATEMENT OF COMPARATIVE BUDGET AND ACTUAL AMOUNTS

REVENUES AND TRANSFERS ITEMS	Original Budget	Adjustments	Final Budget	Actual on Comparable Basis	Variance	% Realized
	a	b	c=a+b	d	e=d-c	f=d/c%
REVENUES						
TAX REVENUES						
Taxes on Income, Profits and Capital	539,819,197,122.00	38,166,134,948.00	577,985,332,070.00	564,572,172,084.20	(13,413,159,985.80)	97.68
Taxes on Goods and Services	414,944,477,496.00	41,958,527,932.00	456,903,005,428.00	429,425,876,090.30	(27,477,129,337.70)	93.99
Taxes on International Trade	111,622,855,939.00	(1,553,750,354.00)	110,069,105,585.00	104,819,796,814.00	(5,249,308,771.00)	95.23
Other Taxes	11,803,053,701.00	(227,443,138.00)	11,575,610,563.00	10,275,603,609.75	(1,300,006,953.25)	88.77
NON TAX REVENUES						
Fee on use of goods and services	1,468,200,000.00	335,464,204.00	1,803,664,204.00	1,970,459,216.95	166,795,012.95	109.25
Social security Contributions	674,025,919.00	(544,398,438.00)	129,627,481.00	-	(129,627,481.00)	-
Property Income	25,059,417,143.00	(2,196,013,298.00)	22,863,403,845.00	20,441,303,895.65	(2,422,099,949.35)	89.41
Other Receipts not classified	3,445,197,675.00	-	3,445,197,675.00	1,943,003,578.70	(1,502,194,096.30)	56.40
Sale of Goods and	1,956,822,049.00	1,796,707,513.00	3,753,529,562.00	2,827,242,102.50	(926,287,459.50)	75.32
Loan Repayment and Interest on Loan	2,957,332,914.00	1,469,305,927.00	4,426,638,841.00	4,989,579,073.85	562,940,232.85	112.72
Proceed from foreign grants	-	6,440,000,000.00	6,440,000,000.00	4,756,650,865.80	(1,683,349,134.20)	73.86
Total Revenues	1,113,750,579,958.00	85,644,535,296.00	1,199,395,115,254.00	1,146,021,687,331.70	(53,373,427,922.30)	95.55
TRANSFERS						
Taxes on Income, Profits and Capital	539,819,197,122.00	38,166,134,948.00	577,985,332,070.00	564,572,172,084.20	(13,413,159,985.80)	97.68
Taxes on Goods and Services	414,944,477,496.00	41,958,527,932.00	456,903,005,428.00	429,425,876,090.30	(27,477,129,337.70)	93.99
Taxes on International Trade	111,622,855,939.00	(1,553,750,354.00)	110,069,105,585.00	104,819,796,814.00	(5,249,308,771.00)	95.23
Other Taxes	11,803,053,701.00	(227,443,138.00)	11,575,610,563.00	10,275,603,609.75	(1,300,006,953.25)	88.77
Fee on use of goods and services	1,468,200,000.00	335,464,204.00	1,803,664,204.00	1,970,459,216.95	166,795,012.95	109.25
Social security Contributions	674,025,919.00	(544,398,438.00)	129,627,481.00	-	(129,627,481.00)	-
Property Income	25,059,417,143.00	(2,196,013,298.00)	22,863,403,845.00	20,441,303,895.65	(2,422,099,949.35)	89.41
Other Receipts not classified	3,445,197,675.00	-	3,445,197,675.00	1,943,003,578.70	(1,502,194,096.30)	56.40
Sale of Goods and	1,956,822,049.00	1,796,707,513.00	3,753,529,562.00	2,827,242,102.50	(926,287,459.50)	75.32
Loan Repayment and Interest on Loan	2,957,332,914.00	1,469,305,927.00	4,426,638,841.00	4,989,579,073.85	562,940,232.85	112.72
Proceed from foreign grants	-	6,440,000,000.00	6,440,000,000.00	4,756,650,865.80	(1,683,349,134.20)	73.86
Total Transfers	1,113,750,579,958.00	85,644,535,296.00	1,199,395,115,254.00	1,146,021,687,331.70	(53,373,427,922.30)	95.55


Dr. Kamau Thugge, CBS
Principal Secretary


George K. Gichuru
Senior Deputy Accountant General

Date 30th September 2016

Date 30th September 2016

THE NATIONAL TREASURY
REVENUE STATEMENTS
FOR THE YEAR ENDED JUNE 30, 2016

VI. STATEMENT OF ARREARS OF REVENUE AS AT 30 JUNE 2016

Classification of Revenue	Accumulated amount in arrears from prior periods to June 2014	Amount in arrears for the immediate previous year to 30 June 2015	Amount in arrears for the current year to June 30, 2016	Total arrears as at 30 June 2016	Measures taken to recover the arrears	Assessment to the recoverability of arrears
Tax Revenues						
Taxes on income profits and capital gains		133,765,089,650.00	161,331,089,072.00	295,096,178,722.00	1. Penalties 2. Waivers 3. Caveat and charges on debtors properties. 4. Collection by Distraint.	
Taxes on property						
Taxes on goods and services		24,243,119,585.00	23,474,046,944.00	47,717,166,529.00	1. Penalties 2. Waivers 3. Caveat and charges on debtors properties. 4. Collection by Distraint.	
Taxes on International Trade and Transactions						
Other Taxes						
Non Tax Revenues						
Fees on Use of Goods and services						
Social security contributions						
Property Income						
Loan repayment and		36,943,507,306.19	843,325,816.87	37,786,833,123.06		

VII. SIGNIFICANT ACCOUNTING POLICIES

The principle accounting policies adopted in the preparation of these revenue statements are set out below:

1. Statement of Compliance and Basis of Preparation

The revenue statements have been prepared in accordance with and comply with International Public Sector Accounting Standards (IPSAS) with particular emphasis on Cash Basis Financial Reporting under the Cash Basis of Accounting and relevant legal framework of the Government of Kenya. The financial statements comply with and conform to the form of presentation prescribed by the Public Sector Accounting Standards Board of Kenya.

The financial statements are presented in Kenya Shillings, which is the functional and reporting currency of the *The National Treasury*. The accounting policies adopted have been consistently applied to all the years presented.

The revenue statements have been prepared on the cash basis following the Government's standard chart of accounts. The cash basis of accounting recognises transactions and events only when cash is received or paid by the *entity*.

2. Recognition of Revenue

The *entity* recognises all revenues from the various sources when the event occurs and the related cash has actually been received by the *entity*.

3. Budget

The budget is developed on the same accounting basis (cash basis), the same accounts classification basis, and for the same period as the revenue statements. The revenue budget was approved as required by Law and as detailed in the Government of Kenya Budget Printed Estimates. A high-level assessment of the revenue's actual performance against the comparable budget for the financial year under review has been included in to these revenue statements.

4. Cash and cash equivalents

Cash and cash equivalents comprise cash on hand and cash at bank, short-term deposits on call and highly liquid investments with an original maturity of three months or less, which are readily convertible to known amounts of cash and are subject to insignificant risk of changes in value. Bank account balances include amounts held at the Central Bank of Kenya.

5. Revenue in Arrears

This relates to revenue earned and is yet to be received or collected by the receiver of revenue.

interest on loan						
Fines, penalties and Forfeitures						
Receipts from sale of non financial assets						
Total arrears		194,951,716,541.19		380,600,178,374.06		

Dr. Kamau Thugge, CBS
Principal Secretary

George K. Gichuru
Senior Deputy Accountant General

6. Comparative Figures

Where necessary comparative figures for the previous financial year have been amended or reconfigured to conform to the required changes in presentation.

7. Subsequent Events

There have been no events subsequent to the financial year end with a significant impact on the revenue statements for the year ended June 30, 2016

**THE NATIONAL TREASURY
REVENUE STATEMENTS
FOR THE YEAR ENDED JUNE 30, 2016**

1. TAXES ON INCOME, PROFITS AND CAPITAL GAINS

	Original Estimates	Revised Estimates	Actual	% Realized
Income Tax from Individual (PAYE)	240,051,125,152.00	309,188,670,075.00	313,355,508,689.30	101.35
Income from Corporative Tax	299,768,071,970.00	269,096,661,995.00	251,216,663,394.90	93.40
Income share of LATF		-	-	
Other Income (Refunds)		(300,000,000.00)	-	
Total Revenue		577,985,332,070.00	564,572,172,084.20	97.70
Add:-Balance brought forward		-	22,826,891.15	
			564,594,998,975.35	
Less:-Transfers to the Exchequer account		-	564,572,172,084.20	
Balance carried forward		-	22,826,891.15	

- i. **1110101- Income tax from individuals (PAYE)** – Revised estimate of Kshs. 309.2 Billion, against actual of Kshs. 313.3 billion leading to over performance of 1.3% this is within a margin error of +-5% which is within the target.
- ii. **1110201- Income tax from Corp (OIT)-** Revised estimate of Kshs. 269.1 against actual of Kshs. 251.2 indicating a shortfall of 7%. This is shows 93% of target was realised the shortfall is attributed to challenges in collecting this revenue.

The above revenue statement was approved on 30th September, 2016 and signed by:



Dr. Kamau Thugge/CBS
Principal Secretary



George K. Gichuru
Senior Deputy Accountant General

**THE NATIONAL TREASURY
REVENUE STATEMENTS
FOR THE YEAR ENDED JUNE 30, 2016**

2. TAXES ON GOODS AND SERVICES

	Original Estimates	Revised Estimates	Actual	% Realized
VAT on Domestic Goods and Services	146,138,279,663.00	182,961,202,601.00	160,316,915,523.20	87.60
VAT on Imported Goods and Services	146,635,781,084.00	134,266,820,293.00	128,896,551,022.55	96.00
VAT Refund				
VAT Remissions				
Total VAT				
Excise Receipts	122,170,416,749.00	139,674,982,534.00	140,212,409,544.55	100.40
Refunds				
Total Revenue on Goods and Services	414,944,477,496.00	456,903,005,428.00	429,425,876,090.30	93.99
Add:- Balance brought forward			1,256,052,388.15	
			430,681,928,478.45	
Less:-Transfer to the Exchequer			429,425,876,090.30	
Balance carried forward			1,256,052,388.15	

- i. **1140101- VAT on domestic goods and services-** Revised estimate of Kshs. 183.0 billion against actual of Kshs. 160.3 indicating a shortfall of Kshs.22.7 billion. This shows 91.2% of the target was realized, the shortfall of 8.8 could be attributed to effects slowdown of some economic activities for example oil exploration activities.
- ii. **1140201- VAT on Imported goods and services-** Revised estimate of Kshs.134.3 billion against Kshs. 128.9 billion indicating a shortfall of Kshs. 5.3 billion. This implies that 96% of the target was realized. This item was on target; the underperformance of 4% being within the accepted limit of ±5% error margin.
- iii. **1140301- Excise taxes-** Revised estimate of Kshs. 139.7 billion against the actual of Kshs. 140.2 billion indicating a slight over performance of Kshs. 537 million (0.38% of the target). This revenue item was therefore on target.

The above revenue statement was approved on 30th September, 2016 and signed by



Dr. Kamau Thugge, CBS
Principal Secretary



George K. Gichuru
Senior Deputy Accountant General

**THE NATIONAL TREASURY
REVENUE STATEMENTS
FOR THE YEAR ENDED JUNE 30, 2016**

3. TAXES ON INTERNATIONAL TRADE AND TRANSACTIONS (CUSTOMS)


	Original Estimates	Revised Estimates	Actual	% Realized
Customs Duties	80,653,365,678.00	83,927,683,802.00	79,637,853,183.50	94.89
Refunds				
Other Taxes on International Trade and Transactions (IDF Fee)	30,969,490,261.00	26,141,421,783.00	25,181,943,630.50	96.33
Total Revenue	111,622,855,939.00	110,069,105,585.00	104,819,796,814.00	95.23
Add:-Balance brought forward			129,630,984.75	
			104,949,427,798.75	
Less:-Transfers to the Exchequer account			104,819,796,814.00	
Balance Carried forward			129,630,984.75	

- i. **1150101-Custom Duties-** Revised estimate of Kshs. 83.9 billion against the actual of Kshs. 79.6 billion indicating a shortfall of Kshs.4.3 billion. The slight shortfall of 5.1% is broadly within the error margin of 5% ii.
- ii. **.1150401- Other Taxes on International Trade Transactions (IDF)** – Revised estimate of Kshs. 26.1 billion against the actual of Kshs. 25.2 billion indicating a shortfall of Kshs. 959 million. This implies 96.3% performance against the target. This item therefore was on target, the shortfall of 3.7% being within the allowable forecasting error margin.

The above revenue statement was approved on 30th September, 2016 and signed by:



Dr. Kamau Thugge, CBS
Principal Secretary




George K. Gichuru
Senior Deputy Accountant General

IV. STATEMENT OF REVENUES AND TRANSFERS

	Note	2015/2016 Kshs	2014/2015 Kshs
TAX REVENUES			
Taxes on Income, Profits and Capital Gains	1	564,572,172,084.20	508,231,963,962.57
Taxes on Goods and Services	2	429,425,876,090.30	375,495,867,916.82
Taxes on International Trade & Transactions ⁰⁰	3	104,819,796,814.00	100,919,028,862.25
Other Taxes	4	10,275,603,609.75	11,406,089,912.00
TOTAL TAX RECEIPTS		1,109,093,448,598.25	996,052,950,653.64
NON TAX REVENUES			
Fees on use of Goods/Services	5	1,970,459,216.95	1,785,806,143.20
Social Security Contributions	6	-	221,798,140.00
Property Income	7	20,441,303,895.65	15,516,207,605.05
Other Receipts	8	1,943,003,578.70	14,249,471,351.78
Sale of Goods and Services	9	2,827,242,102.50	2,839,665,693.85
Loan Repayment and Interest on Loans	10	4,989,579,073.85	4,464,933,318.55
Proceeds from foreign grants-AMISON	11	4,756,650,865.80	-
TOTAL NON TAX RECEIPTS		36,928,238,733.45	39,077,882,252.43
TOTAL TAXES RECEIPTS		1,146,021,687,331.70	1,035,130,832,906.07
TRANSFER TO EXCHEQUER ACCOUNT		1,144,051,228,114.75	1,033,345,026,762.87
TRANSFER TO MDAS (MIN.OF ENERGY)	5	1,394,700,000.00	1,458,700,000.00
BALANCE BROUGHT FORWARD	10	2,995,232,114.70	2,668,125,971.50
BALANCE CARRIED FORWARD	10	3,570,991,331.65	2,995,232,114.70

The accounting policies and explanatory notes to these revenue statements form an integral part of the revenue statements. These revenue statements were approved on^{30/9/16}....., 2016 and signed by:



Dr. Kamau Thugge CBS
Principal Secretary



George K. Gichuru
Senior Deputy Accountant General


**THE NATIONAL TREASURY
REVENUE STATEMENTS
FOR THE YEAR ENDED JUNE 30, 2016**

4. OTHER TAXES (NOT ELSEWHERE CLASSIFIED)


	Original Estimates	Revised Estimates	Actual	% Realized
Stamp Duty	11,803,053,701.00	11,575,610,563.00	10,275,603,609.75	88.77
Refunds				
Total Revenue	11,803,053,701.00	11,575,610,563.00	10,275,603,609.75	88.77
Add: Balance brought forward			75.70	
			10,275,603,685.45	
Less: Transfers to the Exchequer account			10,275,603,609.75	
Balance carried forward			75.70	

- i. **1160101- Stamp duty** – Revised estimate of Kshs.11.6 billion against the actual of Kshs. 10.3 billion implies a deficit of Kshs. 1.3 billion. This shortfall of 11.2% of the target is significant and is attributable to administrative challenges.

The above revenue statement was approved on 30th September, 2016 and signed by:



Dr. Kamau Thugge, CBS
 Principal Secretary



George K. Gichuru
 Senior Deputy Accountant General

**THE NATIONAL TREASURY
REVENUE STATEMENTS
FOR THE YEAR ENDED JUNE 30, 2016**


5. FEES ON USE OF GOODS AND ON PERMISSION TO USE GOODS OR TO PERFORM SERVICES AND ACTIVITIES

	Original Estimates	Revised Estimates	Actual	% Realized
Interest Received				
Licences under Traffic Act				
Licenses under the Communication Act				
Petroleum Development Levy (PDL)	1,468,200,000.00	1,803,664,204.00	1,970,459,216.95	108.36
Roads Maintenance Levy (RML)				
Total Fees	1,468,200,000.00	1,803,664,204.00	1,970,459,216.95	108.36
Add: Balance brought forward			1,365,012,262.60	
			3,335,471,479.55	
Less: Transfer to Ministry of Energy			1,394,700,000.00	
Balance carried forward			1,940,771,479.55	

- i. **1140703- Petroleum Development Levy (PDL)** – Revised estimate of Kshs. 1.8 billion against the actual of Kshs. 1.97 billion. This implies a slight over performance of Kshs. 166.8 million equivalents to 8.4% of the estimate. This revenue item was therefore broadly on target.

The above revenue statement was approved on 30th September, 2016 and signed by:


Dr. Kamau Thugge CBS
 Principal Secretary


George K. Gichuru
 Senior Deputy Accountant General

10/10/50

10/10/50

10/10/50

10/10/50

10/10/50

10/10/50

10/10/50

10/10/50

10/10/50

10/10/50



**THE NATIONAL TREASURY
REVENUE STATEMENTS
FOR THE YEAR ENDED JUNE 30, 2016**


6. SOCIAL SECURITY CONTRIBUTIONS

	Original Estimates	Revised Estimates	Actual	% Realized
Contributions from Government Employees to Social and Welfare Schemes within Government	674,025,919.00	129,627,481.00	NIL	0
Total Contributions	674,025,919.00	129,627,481.00	NIL	0
Balance brought forward				
Transfers to the Exchequer account			NIL	0
Balance carried forward				


Commentary on Actual Revenue against the Revised Estimates

The contributions are deducted from the salaries of members of the National assembly and forwarded to the National Treasury. However during the financial year under review the National Assembly did not remit the deducted money to The National Treasury. The same was remitted to The National Treasury during the 2016/2017 Financial Year and will be incorporated in final Account for 2016/2017.

The above revenue statement was approved on 30th September, 2016 and signed by:



Dr. Kamau Thugge, CBS
Principal Secretary



George K. Gichuru
Senior Deputy Accountant General


**THE NATIONAL TREASURY
REVENUE STATEMENTS
FOR THE YEAR ENDED JUNE 30, 2016**

7. PROPERTY INCOME

	Original Estimates	Revised Estimates	Actual	% Realized
Interest				
Dividends from Central Bank of Kenya (CBK)				
Other Profits and Dividends	13,181,296,215.00	16,761,841,429.00	15,918,858,212.35	94.96
Surplus funds from Regulatory Authorities	10,190,000,000.00	4,818,000,000.00	3,341,437,120.65	69.35
Rent of Land	1,688,120,928.00	1,283,562,416.00	1,181,008,562.65	92.01
Rent of Government Buildings and Housing				
Total Property Income	25,059,417,143.00	22,863,403,845.00	20,441,303,895.65	89.40
Add: Balance brought forward			107,077.25	
			20,441,410,972.9	
Less: Transfers to the Exchequer account			20,441,303,895.65	
Balance carried forward			107,077.25	

- i. **1410202 - Other Profits and Dividends** – Revised estimate of Kshs. 16.8 billion against the actual of Kshs. 15.9 billion. This implies a shortfall of Kshs.844.2 million (5.04% against the target) which is broadly within target. The shortfall was however due to non-declaration and submission of dividends by state corporations and other agencies.
- ii. **1410203-Surplus Funds** – Revised estimate of Kshs. 4.8 billion against the actual receipts of Kshs.3.3 billion shows an under collection of Kshs. 1.5 billion. The assignment to collect 90% of the surplus funds and any arrears therein held was given to KRA.
- iii. **1410401-Rent of Land** – Revised estimate of Kshs. 1.3 billion against the actual of Kshs. 1.2 billion shows revenue underperformance of Kshs. 102.6 million. This implies a shortfall of about 8% against the target which is attributed to collector’s administrative challenges.


Dr. Kamau Thugge, CBS
Principal Secretary


George K. Gichuru
Senior Deputy Accountant General

**THE NATIONAL TREASURY
REVENUE STATEMENTS
FOR THE YEAR ENDED JUNE 30, 2016**

8. OTHER RECEIPTS NOT CLASSIFIED ELSEWHERE


	Original Estimates	Revised Estimates	Actual	% Realized
Miscellaneous Revenue	3,445,197,675.00	3,445,197,675.00	1,943,003,578.70	56.397%
Sundry Revenue				
Total Revenue	3,445,197,675.00	3,445,197,675.00	1,943,003,578.70	56.397%
Add: Balance brought forward			221,410,195.70	
			2,164,413,774.4	
Less: Transfers to the Exchequer account			1,943,003,578.70	
Balance carried forward			221,410,195.70	

- i. **1450101- Miscellaneous Revenue-** Revised estimate of Kshs. 3.4 billion against the actual receipts of Kshs. 1.9 billion. This shows a deficit of Kshs. 1.5 billion. This item is forecasted as a holding for any receipts not envisaged at budget time. It is usually assigned a conservative figure based on historical trends. Under or over collection has very little bearing on the forecast or its assumptions and can only be explained by the actual sources of revenues as reported in the actual outcome.

The above revenue statement was approved on 30th September, 2016 and signed by:



Dr. Kamau Thugge, CBS
Principal Secretary



George K. Gichuru
Senior Deputy Accountant General


**THE NATIONAL TREASURY
REVENUE STATEMENTS
FOR THE YEAR ENDED JUNE 30, 2016**

9. SALE OF GOODS AND SERVICES


	Original Estimates	Revised Estimates	Actual	% Realized
Administrative Fees and Charges-Traffic	1,956,822,049.00	3,751,291,712.00	2,827,128,002.50	75.36
Incidental Sales by Non-Market Establishments-Exam Fee	-	-	19,100.00	-
Sale of Tender Documents		2,237,850.00	95,000.00	4.25
Total Revenue	1,956,822,049.00	3,753,529,562.00	2,827,242,102.50	75.32
Add: Balance brought forward			192,239.40	
			2,827,434,341.9	
Less: Transfers to the Exchequer account			2,827,242,102.50	
Balance carried forward			192,239.40	

- i. **1420201-Fees under Traffic Act, 1140506** – License under Traffic Act, Motor Drivers Licences Revised estimate of Kshs. 3.8 billion against the actual of Kshs. 2.8 billion indicating a shortfall of 24% which is attributed to challenges when collecting revenue under this item..

The above revenue statement was approved on 30th September, 2016 and signed by:



Dr. Kamau Thugge, CBS
Principal Secretary



George K. Gichuru
Senior Deputy Accountant General

**THE NATIONAL TREASURY
REVENUE STATEMENTS
FOR THE YEAR ENDED JUNE 30, 2016**


10. LOAN REPAYMENT AND INTEREST ON LOAN

	Original Estimates	Revised Estimates	Actual	% Realized
Loan Redemption	1,954,260,414.00	2,578,661,875.00	2,683,187,574.85	100.97
Interest Receipts	1,003,072,500.00	1,847,976,966.00	2,306,391,499.00	129.11
Total loan Redemption & Interest Receipts	2,957,332,914.00	4,426,638,841.00	4,989,579,073.85	112.72
Add: Balance Brought Forward			0	
Less: Transfers to the Exchequer account			4,989,579,073.85	
Balance carried forward			NIL	

- i. **4510201-Loan Repayment-** Revised estimate of Kshs. 2.58 billion against the actual of Kshs. 2.6 billion shows an over collection of Kshs. 25 million due to receipt of arrears from Athi Water Services Board , Co-operative Bank of Kenya and Kenya Civil Aviation Authority and over collection from KPLC due to servicing a new loan which was not projected.
- ii. **1410101-Loan Interest-**Revised estimate of Kshs. 1.8 billion against the actual of of kshs. 2.3 billion Implies an over collection of Kshs.537.9 million due to under projection of KPLC new loan and collection of interest on a new loan by KENGEN.

The above revenue statement was approved on 30th September, 2016 and signed by:


Dr. Kamau Thugge, CBS
Principal Secretary


George K. Gichuru
Senior Deputy Accountant General

**THE NATIONAL TREASURY
REVENUE STATEMENTS
FOR THE YEAR ENDED JUNE 30, 2016**

11.PROCEEDS FROM FOREIGN GRANTS

	Original Estimates	Revised Estimates	Actual	% Realized
Government of Denmark(DANIDA)				
Government of Sweden (SIDA)				
Government of Italy				
Government of Japan				
United Kingdom- DFID				
Government of USA(USAID)				
AMISOM Grants		6,440,000,000.00	4,756,650,865.80	73.861
Transfers to the Exchequer account			4,756,650,865.80	
Balance carried forward			NIL	

Commentary on Actual Revenue against the Revised Estimates

Xxxx (comment on each revenue item)

The above revenue statement was approved on 30th September, 2016 and signed by:

Dr. Kamau Thugge, CBS
Principal Secretary

George K. Gichuru
Senior Deputy Accountant General

**THE NATIONAL TREASURY
REVENUE STATEMENTS
FOR THE YEAR ENDED JUNE 30, 2016**

12. BALANCES CARRIED FORWARD

The above mentioned balances are historical in nature dating back to many years. An Inter- Ministerial committee was recently constituted to look into them and provide a recommendation on the way forward. Their breakdown is as indicated below:

ANALYSIS OF BALANCES				
	2014-15		2015-16	
TAX REVENUES	Bal. b/fwd	Bal. c/fwd	Bal. b/fwd	Bal. c/fwd
Taxes on Income, Profits and Capital Gains	22,826,891.15	22,826,891.15	22,826,891.15	22,826,891.15
Taxes on Goods and Services	1,256,052,388.15	1,256,052,388.15	1,256,052,388.15	1,256,052,388.155
Taxes on International Trade & Transactions	129,630,984.75	129,630,984.75	129,630,984.75	129,630,984.75
Other Taxes (Not Classified)	75.70	75.70	75.70	75.70
NON TAX REVENUES				
Fees on use of Goods / Services	1,037,906,119.40	1,365,012,262.60	1,365,012,262.60	1,940,771,479.55
Social Security contributions				
Property Income	107,077.25	107,077.25	107,077.25	107,077.25
Fines, Penalties and Forfeitures				0
Other Receipts	221,410,195.70	221,410,195.70	221,410,195.70	221,410,195.70
Sales of Goods and Services	192,239.40	192,239.40	192,239.40	192,239.40
TOTAL NON TAX REVENUE	2,668,125,971.50	2,995,232,114.70	2,995,232,114.70	3,570,991,331.65

13. WAIVER AND VARIATION

**THE NATIONAL TREASURY
REVENUE STATEMENTS
FOR THE YEAR ENDED JUNE 30, 2016**

Name of person / organisation benefitting from waiver/ variation	Year in which waiver/ variation relates	Amount of variation/ waiver	Reasons for waiver/ variation	The law in terms of which the variation was granted
As per attached Attached Appendix II				

(PFM ACT section 82 sub section 4, 5)

11





KENYA REVENUE AUTHORITY

ISO 9001:2008 CERTIFIED

Ref: CDT/HO/26

26th October 2016

Principal Secretary
The National Treasury
Treasury Building
P. O. Box 30007-00100
NAIROBI

27 OCT 2016 EAD
2306.

Att: Mr. Wanyambura K. Mwambia

Dear Sir

**SUBMISSION OF DETAILS OF THE TAXES WAIVED IN 2015/2016
FINANCIAL YEAR**

Reference is made to your letter dated 26th August 2016 referenced Ref.No.Conf.131/04 on the above subject

Attached please find schedules of Tax Exemptions and Tax Waivers granted for the period 2015/2016 Financial Year. The values stand at Kshs.9,496,641,395.00 and Kshs.1,174,771,339.99 for Exemptions and Waivers respectively.

Yours faithfully

Benson Korongo

COMMISSIONER OF DOMESTIC TAXES DEPARTMENT

27

Tulipe Ushuru Tujitegemee!

Times Tower Building

Haile Selassie Avenue, P.O. Box 48240-00100 Tel: 310900 Fax: 316872





REPORT FROM VAT REMISSIONS SECTION

VAT FOREGONE FOR THE PERIOD 1 JULY 2015 TO 30 JUNE 2016 UNDER SECTION 68(4) OF VAT 2013			
	NAME OF CONTRACTOR	NAME OF PROJECT	AMOUNT
1	AFRICA OIL CORPORATION	AFRICA OIL CORPORATION	153,288,233.84
2	AFRICAN MEDICAL RESEARCH	GLOBAL FUND	1,848,151.93
3	ANADARKO KENYA	ANARDAKO KENYA	5,739,226.97
4	A-Z PETROLEUM PRODUCTS	A-Z PETROLEUM	311,370.88
5	BG KENYA LTD	BG KENYA LTD	1,664,056.00
6	BMK PRIVATE LIMITED	SMALL TOWNS RURAL AND WATER SANITATION PROJECTS:YATTA	81,712,239.35
7	CAMAC ENERGY k LIMITED	CAMAC ENERGY k LIMITED	48,875,466.85
8	CESPA KENYA LTD	CEPSA	191,190,147.00
9	CHINA RAILWAYS 10 ENG.	KISUMU-KAKAMEGA SSECTION/ CONSTRUCTION OF THREE INTERCHANGES ALONG NYAHURURU TURNOFF NJORO	411,35,592.32
10		CHINA FUSHUN ENGINEERING	KENYA FREE PRIMARY AND SECONDARY EDUCATION PHASE II
11	CHINA ROAD AND BRIDGE	THE STANDARD GAUGE RAILWAY	4,319,983,505.58
12	COMESA SECRETARIAT	COMESA SECRETARIAT	3,823,646.75
13	COMMUNITY EMPOWERMENT	COMMUNITY EMPOWERMENT	11,527,706.82
14	COUNTY GORVERNMENT OF KISU	KISUMU URBAN PROJECT	44,308,148.84
15	DOMINION PETROLEUM	DOMINION PETROLEUM	965,379.00
16	E.A EXPLORATION	E.A EXPLORATION	56,147,322.61
17	ENI KENYA BV.	ENI KENYA B.V	90,005,374.71
18	EPCO BUILDERS LIMITED	GOK/ADB HIGHER EDUCAION SCIENCE AND TECHNOLOGY (HEST) PROJECT	93,014,791.00
19	GERMAN FINANCIAL CORPORATIO	KENYA FREE PRIMARY EDUCATION	8,544,186.57
20	GLOBAL FUND PROJECTS	GLOBAL FUND TB ROUND 9	1,633,533.39
21	GLOBAL FUND PROJECTS	GLOBAL FUND HIV/AIDS PROJECT	3,090,239.68
22	GLOBAL FUND PROJECTS	GLOBAL FUND HIV/TBROUND 7	1,531,795.46
23	GOK/ADB SUPPORT(TIVET)	GOK/ADB SUPPORT (TIVET)	963,288.32
24	IBERDROLA INGENIERIA	NGONG 220/66AND EXTENTION OF DANDORA SUBSTATIONS	5,100,653.76
25	INSTALACIONES INABENSA	LOT B LESSOS –TORORO THE KENYA UGANDA POWER INTERCONNECTION	30,241,244.39
26	ISOLUX INGENERIA	LOYANGALANI & SUSWA	222,989,698.48

27	JAPAN PORT CONSULTANTS	MOMBASA PORT	35,442,311.92
28	JYOTI STRUCTURES	ISINYA SUSWA	103,913,373.75
		ISHIARA KIENI KIENI MWINGI WOTE SULTAN HAMUD	
		LESSOS –KABARNET-NANYUKI-NYAHURUR,OLKARIA –NAROK AND SOTIK BOMET	
29	KALPATARU POWER TRANSMISSION	KALPATURU POWER TRANSMISSION	123,489,117.00
30	KEC INTERNATIONAL	ETHIOPIA KENYA POWER SYSTEMS/TURKWEL ORTUM	138,832,977.95
31	KENYA ICT BOARD	KENYA TRANSPARENCY COMMUNICATION	15,467,365.76
32	KENYA ICT BOARD	NATIONAL OPTIC FIBRE	72,640,495.80
33	KENYA MEDICAL SUPPLIES	KENYA MEDICAL SUPPLIES	609,483.04
34	KENYA PORTS AUTHORITY	MOMBASA PORT	1,968,000.00
35	KETRACO	LESSOS-TORORO/EASTERN ELECTRICITY HIGHWAY	7,411,662.26
36	KETRACO	TURKWEL ORTUM-KITALE	8,659,734.32
37	KETRACO	NANYUKI -ISIOLO -MERU	236,627,420.10
38	KONOIKE CONSTRUCTION	WANGARI MATHAI UNIVERSITY	642,960.00
39	LAMU OIL AND GAS LTD	LAMU OIL AND GAS	1,812,432.00
40	LARSEN AND TOUBRO LTD	ETHIOPIA KENYA /EASTERN ELECTRICITY	7,219,408.80
41	LION PETROLEUM CORP.	LION PETROLEUM	72,297,107.71
42	MINISTRY OF AGRICULTURE	DROUGHT RESILIENCE	23,088,484.44
43	MINISTRY OF AGRICULTURE	AGRICULTURAL PRODUCTIVITY	685,797.73
44	MINISTRY OF EDUCATION	KENYA FREE PRIMARY EDUCATION	402,586.91
45	MINISTRY OF HIGHER EDUCATION	GOK /TIVET	6,823,873.28
46	MOI TEACHING & REFERRAL	MOI TEACHING AND REFERAL HOSPITAL UNDER THE CANCER AND CHRONIC DISEASE CENTRE/UNDER THE SHOE FOR AFRICA CHILDREN HOSPITAL PROJECT	36,021,428.00
47	NATIONAL CONTRACTING CC	EASTERN ELECTRICITY HIGHWAY PROJECT	164,665,330.00
48	RENOLDS	MISSING LINK ROAD	257,609,857.89
49	SBI INTERNATIONAL HOLDINGS	REHABILITATION OK KISUMU INTERNATIONAL AIRPORT	53,550,448.13
50	SHANGHAI CONSTRUCTION	JKUAT BOTANICAL GARDEN AND SINO-AFRICA JOINT RESEARCH CENTRE	498,924.00
51	SHYMA INDIA LTD	KONZA MACHAKOS KAJIADO/	72,890,028.00
52	SMALL SCALE HORTICULTURE	SMALL SCALE HORTICULTURE	7,466,647.00
53	SMALLHOLDER HORTICULTURE	SMALLHOLDER HORTICULTURE	1,269,548.54
54	SMALLHOLDER DAIRY AND COMM	SMALLHOLDER DAIRY AND COMMERCIALIZATION PROGRAMME	1,740,822.00
55	STANSHA LIMITED	SEWER TREATMENT AND SANITATION FACILITIES FOR KERICHO TOWN	948,105.36
56	TODY CIVIL ENGINEERING	SMALL TOWNS RURAL AND WATER SANITATION PROJECTS	40,558,848.00

57	TONE ENGINEERING	SMALL TOWNS RURAL AND WATER SANITATION PROJECTS	1,347,415.04
58	TOYO CONSTRUCTION CO. LTD	MOMBASA PORT	502,276,192.59
59	TOYOTA TSHUSHO CORPORATE	MOMBASA PORT	7,219,579.00
60	TULLOW KENYA B.V	TULLOW KENYA B.V	2,061,553,448.32
61	ZHONGMEI ENGINEERING CC	LAKE VICTORIA WATER SUPPLY AND SANITATION PROGRAMME KEROKA AND ISEBANIA TOWNS /	38,639,971.64
		CONSTRUCTION OF NUNO MODOGASHE/	
	TOTAL		9,496,641,395.00

SUMMARY OF WAIVER/WRITE OFF CASES FOR THE FINANCIAL YEAR ENDING 30/06/2016

UNDER PROVISIONS OF SEC.15 & 7TH SCHEDULE OF VAT ACT. AND SEC. 35 ,37 ,72 , & 94 OF INCOME TAX ACT

	STN CODE	PIN	NAME	AMOUNT WAIVED	REASONS
1	30	P000613630K	Mogogosiek Tea Factory Ltd	34,905,737.00	Ommission by KRA
2	30	P000640503D	Acellor Global Tea Logistics	17,141,552.00	Error/inadvertent action and cooperation
3	30	P000593632S	Total Marketing Kenya Ltd	534,714,431.00	Ommission by KRA
4	30	P000623891C	Bakex Millers Ltd	230,770.00	Ommission by KRA
5	30	P051340553U	Tullow Kenya BV	6,157,895.00	Error/inadvertent action and cooperation
6	30	P051130656Q	K-REP Ltd	8,863,772.50	Voluntary disclosure
7	30	P000605809U	Elgon Chemicals Ltd	333,898.83	Error/inadvertent action and cooperation
8	30	P000619594P	Umoja Rubber Products Ltd	1,195,447.18	Error/inadvertent action and cooperation
9	30	P051152671V	Kenya Cooperative Creameries Ltd	80,835,642.00	Public Interest
10	30	P051098123Z	Capital Markets Authority	111,372,313.00	Ommission by KRA
11	30	P051099723H	East africa Reinsurance Co. ltd	4,259,861.00	Voluntary disclosure
12	30	P051340553U	Tullow Kenya BV	102,918,916.50	Voluntary disclosure
13	50	P051188011P	Endemol South Africa PTY Ltd	52,834,266.00	Cooperation During inestigation. Cashflow hardship. Proffesional
14	50	P051141823H	Collection Africa Ltd	5,119,535.00	Voluntry Disclosure
15	50	P051130621D	Wananch group Ltd	79,357,811.00	Voluntry Disclosure
16	50	P05117191971V	Mitsuminet Cable Vision	3,680,530.00	Cashflow hardship.Cooperation During investigation
	50	P051131740G	Simbanet Com Ltd	2,243,982.00	Cashflow hardship.Cooperation During investigation
18	9	P051355701V	Karatina University College	2,561,747.00	Ommission by KRA
19		P051418863Q	Kakamega County Government	15,929,325.00	Public Interest
20	16	P051175552B	Sky Africa Holdings	1,855,970.00	Ommission by KRA
21	16	P051218694R	Biashara Plaza Ltd	1,099,876.00	Cashflow and cooperation
22	17	P051096041W	German Television ZDF	54,448,869.00	Public Interest. Non Trading activities
23	17	P051099535J	Trocaire Ireland	22,276,472.00	Public Interest
24	17	P051123578A	Techno Brain (Kenya)	1,745,537.00	Ommission by KRA

25	43	P051419179Z	Trans Nzoia County Government	17,637,292.00	Public Interest
26	16	A000143124T	Stephen Charles Okuthe	1,885,698.00	Economic hardship
27	16	P051103900E	Xinhua News Agency Africa	788,622.00	Error/inadvertent action and cooperation
28	17	A00459510KI	Micky Kitoto Bendak	360,000.00	Economic hardship
29	16	P051129761H	AgapeGrowers Ltd	255,877.00	Corporation
30	16	P051138331U	Pharm Access AfricaLtd	321,303.00	Error/inadvertent action and cooperation
31	18	P000608861G	Nacico Co-operative SACCO	1,035,897.00	Ommission by KRA
32	18	P051369680U	SMART CENTS LIMITED	11,000.50	Ommission by KRA
33	18	A008041923C	JOSEPH IRUNGU MWANGI	1,000.00	Ommission by KRA
34	18	P051431609P	AF-AD CONSTRUCTION CO LTD	20,000.00	Ommission by KRA
35	18	A007264277Z	KAMAU DOREEN MUKAMI	90,000.00	Ommission by KRA
36	18	A007455993P	Kitonye Onesmus Mutuku	50,000.00	Ommission by KRA
37	18	P051509756V	EABEST LTD	20,000.00	Ommission by KRA
38	18	P051439164O	PHIKAN CONSTRUCTION & SUPPLIE	20,000.00	Ommission by KRA
39	18	P000608861G	Nacico Co-operative Savings And C	9,999.00	Ommission by KRA
40	18	P000608861G	Nacico Co-operative Savings And C	9,999.00	Ommission by KRA
41	18	P051139834E	KENBRIGHT INSURANCE BROKERS	46,107.00	Ommission by KRA
42	18	P051420727S	BASIN SUPPLY EAST AFRICA Ltd	40,000.00	Ommission by KRA
44	18	P051400878E	BALEC TECHNOLOGIES LIMITED	20,000.00	Ommission by KRA
45	18	P051188161F	Engineering Resource Associates L	10,000.00	Ommission by KRA
46	18	P051521639Y	KABAU & ASSOCIATES	20,000.00	Ommission by KRA
47	7	A001351076I	Dr John Odera	513,255.00	Economic hardship
48	17	P051502691H	Fourweeks Enterprises	10,000.00	Ommission by KRA
49	17	A003141233R	Andrew Gacuhil Ranja	10,001.00	Ommission by KRA
50	17	A006059381C	Ann Wanza Muinde	1,000.00	Ommission by KRA
51	17	A003587999A	Caleb Oluoch Ginarah	1,000.00	Ommission by KRA
52	17	A004075264S	Cynthia Akinyi Mungoma	1,000.00	Ommission by KRA
53	17	P051110886W	Everlast Enterprises Limited	9,999.00	Ommission by KRA
54	17	P000606565D	Hindu Council Of Kenya	10,000.00	Ommission by KRA
55	17	P051529557W	Inspiration Centre	10,000.00	Ommission by KRA
56	17	A002860000B	JACKLINE PAULINE ATIENO OMOLO	1,000.00	Ommission by KRA
57	17	A004279593M	John Kilonzi Kitonyo	1,000.00	Ommission by KRA
58	17	A004244084R	Monicah Nyawira Karangi	1,000.00	Ommission by KRA
59	17	A003985575S	Paul Onyango Wahonya	2,000.00	Ommission by KRA
60	17	A000134684N	Simon Karanja Njoe	-	waiver rejected

61	17	A002791968G	Susan Keeru Micheni	1,000.00	Ommission by KRA
62	17	A004458060Y	Thomas Peter Maghanga	1,000.00	Ommission by KRA
63	17	P051374854J	Whizz Exact Limited	10,000.00	Ommission by KRA
64	12	P051577672X	SHINEP INVESTMENT LIMITED	20,000.00	Ommission by KRA
65	12	P051585718K	PAVECON COMPANY	10,000.00	Ommission by KRA
66	12	A008552530P	KANZE GIFT NORRIS	120,000.00	Ommission by KRA
67	12	A009397800X	MARIA MAGDALLEN FERNAND	10,000.00	Ommission by KRA
68	12	P051512753D	NINETY NINE RAFIKI DEALS LTD	10,000.00	Ommission by KRA
69	12	A006727240Z	EZEKIEL O. OGERA	2,000.00	Ommission by KRA
70	12	A006654241T	POOJA SANDEES MANSULLALA	1,000.00	Ommission by KRA
71	12	P051580324Y	GOLDEN MITUMBA LTD	-	Rejected
72	12	A008057228S	MANSI MUKESH MAVJI	1,000.00	Ommission by KRA
73	12	A003953358G	ROSEMARY A. ACHOLA	10,000.00	Ommission by KRA
74	12	P051543454G	LEYCO COMPANY	10,000.00	Ommission by KRA
75	12	A008231479S	MANJI R. PATEL	23,000.00	Ommission by KRA
76	12	P051568284Y	ROCKSTAR TRADE LOGISTICS	10,000.00	Ommission by KRA
77	12	A003256173V	ABDULHAKIM IBRAHIM	10,000.00	Ommission by KRA
78	12	A002314967W	ERASTUS KAMANDE NGUGI	140,000.00	Ommission by KRA
79	12	A009973672P	RUTH NYAMOKAMI MAKORI	7,000.00	Ommission by KRA
80	12	P051423616R	SAJTECK INVESTMENT LTD	10,000.00	Ommission by KRA
81	12	P051577574Y	KENYA MUSLIM COAST GROUP	50,000.00	Ommission by KRA
82	12	A005276264Z	ELIZABETH WANGARI KAMAU	500,000.00	Ommission by KRA
83	12	A006170754K	SUSAN MUNYIVA NZIOKA	320,000.00	Ommission by KRA
84	12	P051574792U	ERIKEN AGENCY	30,000.00	Ommission by KRA
85	12	A010027609H	SHAHNAZ GULAMALI JESSAN	16,000.00	Ommission by KRA
86	12	A0011371134Z	ZEENAT NOOR YUSUF	-	Rejected
87	12	P051177340X	REACHOUT CENTRE	23,136.00	Ommission by KRA
88	12	P051568800I	KIEMBENI BAPTIST CHURCH	29,966.00	Ommission by KRA
89	12	P051417500U	KIMCY INTERNATIONAL	-	Rejected
90	12	P051214583D	MAGNEX LIMITED	-	Rejected
91	12	A00593893L	LINET N KINYUA	-	Rejected
92	12	A008023187Q	Elias J Rodrigues	260,000.00	Ommission by KRA
93	12	A009165137P	SHEILA J KIPROP	10,000.00	Ommission by KRA
94	12	P051404039U	SAS AFRICA GEN.	-	Rejected
95	12	P0513449170L	HIMWADA LTD	-	Rejected

96	12	P051425719B	ABSOLUTE COMPUTERS LTD	-	Rejected
97	12	P051474812W	ANGEL DAWN AND MANN	-	Rejected
98	12	A005167453U	RANJABEN	-	Rejected
99	12	P051147389N	TOPIC TRADE	-	Rejected
100	12	A006945429H	TESTAMARIAM	-	Rejected
101	12	P051404039U	SAS AFRICA GEN.	-	Rejected
102	12	P000619500R	KENYA ADHESIVE PRODUCTS	-	Rejected
103	12	A005938931L	LINET NGENDO KINYUA	350,000.00	Ommission by KRA
104	12	P051447203	APOLLO MUIINDE & NGONZE ASS	-	Rejected
105	12	P05150641	Daarry Kenya Limited	-	Rejected
106	12	P051549094	Foss Enterprise Ltd	-	Rejected
107	12	P051559757B	Royal Blue Solutions Ltd	-	Rejected
108	12	A00018939	Nurulain Shamshudin Mithoowani	-	Rejected
109	12	P000621060G	CRYSENTHUM INV LTD	-	Rejected
110	12	A001691956Z	Evelyne W Nganga	60,000.00	Incapacitation due to illness
111	12	A009488989C	Linus Obore	1,000.00	Ommission by KRA
112	12	P051543363G	THREE COM LIMITED	10,000.00	Ommission by KRA
113	12	P051520620Z	Mtwapa Investment	10,000.00	Ommission by KRA
114	12	A0008105071L	Arvind Kurji Devji	21,000.00	Ommission by KRA
115	12	P051360935W	Africa Yetu Creative Centre	9,999.40	Ommission by KRA
116	12	A005076702K	Monicah Wanjiru Charo	111,000.00	Ommission by KRA
117	12	A008635950H	Jayantilal Umarshi Suthar	7,000.00	Ommission by KRA
118	12	P051568203F	Azofco Energy co	20,000.00	Ommission by KRA
119	12	A003630125F	Mohamed Ashur Abeid	20,000.00	Ommission by KRA
120	12	P051519216E	Trackzone Systems Ltd	10,000.00	Ommission by KRA
121	12	P051469971Y	Karizima Co.	20,000.00	Ommission by KRA
123	12	P051334900Q	Eyeblink Freight Management	10,000.00	Ommission by KRA
124	12	P051150425H	Trucker Paradise Ltd	10,000.00	Ommission by KRA
125	12	P051467699D	Steel World Ltd	20,000.00	Ommission by KRA
126	12	A005663622S	Brian Njuguna Warui	10,000.00	Ommission by KRA
127	14	A006442117E	Shukri Abdullahi Wario	20,000.00	Ommission by KRA
128	14	A007470571T	GLADYS KIRIGO MAINGI	10,000.00	Ommission by KRA
129	14	P051532785N	ELEPHANT DENTAL LIMITED	10,000.00	Ommission by KRA
130	14	P051547678A	Barani Investments Limited	30,000.00	Ommission by KRA
131	14	P051557783Z	TRUSTCROSS LTD	10,000.00	Ommission by KRA

132	14	P051563673N	Junior Motor Garage Limited	10,000.00	Ommission by KRA
132	14	P051565196V	Lakole Investments Company Limited	10,000.00	Ommission by KRA
133	14	P051570009S	COLIFIT ENTERPRISE LIMITED	10,000.00	Ommission by KRA
134	14	A008106878C	Peter Yogle Isaac	110,000.00	Ommission by KRA
135	14	A008269909F	Susan Wamuyu Wangu	160,000.00	Ommission by KRA
136	14	A008836797A	David Ntarangwi Mutirimu	90,000.00	Ommission by KRA
137	14	A009529513Z	NYAGA KATHUGUMI	50,000.00	Ommission by KRA
138	14	P000641170L	FRED'S ACADEMY LIMITED	31,065.00	Ommission by KRA
139	14	P051153200C	M C K Kibuurine Child Development Centre	10,000.00	Ommission by KRA
140	14	P051161890W	Mck Kiengu Circuit	29,548.60	Ommission by KRA
141	14	P051560396L	Wamy Isiolo Childrens Home	10,000.00	Ommission by KRA
142	15	A006582109P	AWUNYA MOURINE ANNET	10,000.00	Ommission by KRA
143	15	A005253956W	DUNSTAN C.WAFUBWA	10,000.00	Ommission by KRA
144	15	A005525831V	KENNEDY M.LINGANGA	20,000.00	Ommission by KRA
145	15	A006483388G	FLORENCE NAFULA KWEYA	1,000.00	Ommission by KRA
146	15	A005445427T	DAN MASASABI WALUKHU	10,000.00	Ommission by KRA
147	15	A001883808Y	TITUS MULAMA MUKOLWE	30,000.00	Ommission by KRA
148	15	P051555100U	ADER CO.LTD	10,000.00	Ommission by KRA
149	15	A005042872O	ISAAC IMUKTET ALARI	30,000.00	Ommission by KRA
150	15	A006067760Y	JOSEPH MUSILA KILONZI	10,000.00	Ommission by KRA
151	15	P051528962V	ZANA ENTERPRISES	20,000.00	Ommission by KRA
152	15	A004698247L	MAURICE ALUKU OMOLO	1,000.00	Ommission by KRA
153	15	A008289204V	FELLY MALLY WANYAMA	30,000.00	Ommission by KRA
154	15	A006067707R	PETER WANJALA KISAKA	10,000.00	Ommission by KRA
155	15	P051530967J	BUMULA SECONDARY SCHOOL	10,000.00	Ommission by KRA
156	15	A003105262H	JOSEPH MUYEKHO WASIKE	1,000.00	Ommission by KRA
157	15	A003229752Z	CYRILLA ANYANGO OTSIMI	1,000.00	Ommission by KRA
158	15	A008050656M	VERONICA A.ONYANGO	4,000.00	Ommission by KRA
159	15	A008247782I	IMELDA ANDESO	2,000.00	Ommission by KRA
160	15	A008247795N	REBECCA RINAH NDETA	2,000.00	Ommission by KRA
161	15	A008789777F	NICOLAS KYALO MUE	7,000.00	Ommission by KRA
162	15	A008024530E	PIUS NANDELE	2,000.00	Ommission by KRA
163	19	P00059860T	A.H. ADAM INVESTMENTS	100,000.00	Ommission by KRA
164	19	A001153960J	ITEGI PETER MUGO	100,000.00	Ommission by KRA
165	19	P051390307P	ORIENT SPORTS HOUSE LIMITED.	10,000.00	Ommission by KRA

166	19	P051520856E	YEW ENTERPRISES LIMITED	20,000.00	Ommission by KRA
167	19	P05152611X	MAXPRO INFORTECH LIMITED	10,000.00	Ommission by KRA
168	19	P051162331J	RUSINGA INTERNATIONAL FREIGHT LIMITED	80,000.00	Ommission by KRA
169	19	P051413903R	TAGLINE LIMITED	20,000.00	Ommission by KRA
170	19	A002373862U	ANNE NJOKI MWETHI	50,000.00	Ommission by KRA
171	19	P051107723T	PEMCO AGENCIES LIMITED	43,232.00	Ommission by KRA
172	19	A002501793S	SIMON KIMANI WAITHAKA	60,000.00	Ommission by KRA
173	8	A009920184D	DENIS NJOROGE	21,000.00	Ommission by KRA
174	8	A0008214595A	WINNIE NERI KARANJA	10,000.00	Ommission by KRA
175	17	A000128689B	MOHAMED AYOOB HARUNANI	7,685.22	Ommission by KRA
176	17	A005167100C	Alloys Meshack Onyango	10,000.00	Ommission by KRA
177	17	A005284478C	Christopher Mbace Mwangi	111,000.00	Ommission by KRA
178	17	A005291520B	CHRISTINE NEKESA WANGILA	290,000.00	Ommission by KRA
179	17	P000601801Z	RAMPEL DESIGNS LIMITED	60,447.75	Ommission by KRA
180	17	P051102643K	Hisan- W.e.p.a	9,999.60	Ommission by KRA
181	17	P051382984N	Weltel International Mhealth Society	20,792.75	Ommission by KRA
182	17	P051454751F	Consumer Link Communications Limited	63,370.34	Ommission by KRA
183	17	P051502632U	Growth Partners Africa	30,004.06	Ommission by KRA
184	17	P051547897F	Kenya Young Parliamentarians Association	7,858.75	Ommission by KRA
185	17	P051588785G	Plumbing Plus Limited	10,000.00	Ommission by KRA
186	5	P051146333T	Anas Motors Ltd	17,654.00	Ommission by KRA
187	5	P051132521G	Bamburi Shipchandlers (k) Ltd	1,000.00	Ommission by KRA
188	5	P051153745U	Blue Omnibus	19,219.00	Ommission by KRA
189	5	P051118040Q	Coast motorcycles	30,000.00	Ommission by KRA
190	5	P051157727C	Coast Physiotherapy	10,000.00	Ommission by KRA
191	5	P051312515K	Diani Tyre Centre	20,000.00	Ommission by KRA
192	5	P051117978N	Dume General Agencies ltd	-	Rejected
193	5	A007417479K	Elizabeth Hamisi	1,000.00	Ommission by KRA
194	5	A004801758X	Erastus Tsangari	171.73	Ommission by KRA
195	5	P051094411L	Ganjoni Properties	-	Rejected
196	5	A001672274X	Mohamed Hanif	20,000.00	Ommission by KRA
197	5	P051151006Z	H.A.T Anjwarallah	-	Rejected
198	5	A002631854R	Hudaa Abubakar	1,000.00	Ommission by KRA
199	5	A004626474H	Isaiah Otieno	1,000.00	Ommission by KRA
200	5	A002606154W	James Mwangere	-	Rejected

201	5	A009149884L	Mirriam Mumo	1,000.00	Omission by KRA
202	5	A0020606161Z	Mutia Muindu	10,000.00	Omission by KRA
203	5	A002556833Z	Omar Mahmud	1,000.00	Omission by KRA
204	5	A003763300J	Ranford Anthonio	1,000.00	Omission by KRA
205	5	A002188755A	JOHN M LELIA	29.22	Omission by KRA
206	5	A002703282V	ALUSTERA M COSMAS	1,000.00	Omission by KRA
207	5	A001119140F	AUSTIN MARK OLWANDE	715.43	Omission by KRA
208	5	A004863874L	DANIEL MULWA MUASA	1,000.00	Omission by KRA
209	5	A005389554J	AFWANDE O GRACE	10,000.00	Omission by KRA
210	5	P000620651M	ACUMEN BUS CONS LTD	10,000.00	Omission by KRA
211	16	A001218064R	KYALO DISHON MUSYOKA	11,055.00	Omission by KRA
212	16	A00014312M	WARUI EDWARD NDUATI	2,902.00	Amnesty Case
213	16	A001346472W	MAIYO WILLIAM KIPTUM	10,102.00	Amnesty Case
214	16	A001453394W	KASOA GODWIN MUSYOKA	5,594.00	Omission by KRA
215	16	A001183418A	WAMBUGU MARK KAMARI	10,762.00	Omission by KRA
216	16	A002783740W	KALUMBO F. ISIKA	18,798.00	Omission by KRA
217	16	A0015308780Z	KOSHEN YUSUF GEDI	15,017.00	Omission by KRA
218	46	A006343885C	James Katana	60,000.00	Omission by KRA
219	46	A008042096R	Pierino Liana	13,000.00	Omission by KRA
220	46	P051449992B	Techdevende Ltd	10,000.00	Omission by KRA
221	46	P051511872C	Royjoyers General Contractors	20,000.00	Omission by KRA
222	46	A000179872B	Bertha Gambira Bockle	10,000.00	Omission by KRA
223	46	P051135739A	Mwembe Resort Management	10,000.00	Omission by KRA
224	46	P051182725R	Aic Daba Dispensary	70,023.82	Omission by KRA
225	46	A005205027H	Francis Kazungu	10,000.00	Omission by KRA
226	46	P051432748C	Elli Investments Ltd	7,979.00	Omission by KRA
227	46	A008165911J	Fatuma Bongo Mwachinono	1,000.00	Omission by KRA
228	46	A008264984G	Lynne Hillary Dr.Elson	10,000.00	Omission by KRA
229	46	A00446259D	Micky Mwananje Mwamuye	10,000.00	Omission by KRA
230	46	A004034690Q	Victor Viluwa Kenga	8,000.00	Omission by KRA
231	45	A007242388X	MAINA ROBERT MURIMI	100,000.00	Omission by KRA
232	45	A007418763H	KAVITA JOHN KIVINDYO	60,000.00	Omission by KRA
233	45	A007557876T	JEFFREY MWINZI	40,000.00	Omission by KRA
234	45	P000603418I	ALL PARTS CASTING LIMITED	15,000.00	Omission by KRA
235	46	A008042096R	Pierino Liana	13,000.00	Omission by KRA

236	46	P051449992B	Techdevende ltd	10,000.00	Omission by KRA
237	46	P051511872C	Royjoyers General Contractors	20,000.00	Omission by KRA
238	46	A000179872B	Bertha Gambira Bockle	10,000.00	Omission by KRA
239	46	P051135739A	Mwembe Resort Management	10,000.00	Omission by KRA
240	46	P051182725R	Aic Daba Dispensary	70,023.82	Omission by KRA
241	46	A005205027H	Francis Kazungu	10,000.00	Omission by KRA
242	46	P051432748C	Elli Investments Ltd	7,979.00	Omission by KRA
243	46	A008165911J	Fatuma Bongo Mwachinono	1,000.00	Omission by KRA
244	46	A008264984G	Lynne Hillary Dr.Elson	10,000.00	Omission by KRA
245	46	A00446259D	Micky Mwananje Mwamuye	10,000.00	Omission by KRA
246	46	A004034690Q	Victor Viluwa Kenga	8,000.00	Omission by KRA
247	45	A007242388X	MAINA ROBERT MURIMI	100,000.00	Omission by KRA
248	45	A007418763H	KAVITA JOHN KIVINDYO	60,000.00	Omission by KRA
249	45	A007557876T	JEFFREY MWINZI	40,000.00	Omission by KRA
250	45	P000603418I	ALL PARTS CASTING LIMITED	15,000.00	Omission by KRA
251	45	P051502073Z	TEE ENTERPRISES	20,000.00	Omission by KRA
252	45	A007710457W	MUTUNGA GRACE MUWANIE	20,000.00	Omission by KRA
253	45	A007638028D	NZOKI JANET MUTANU	30,000.00	Omission by KRA
		TOTAL		1,174,771,335.99	

REGIME CODE	REMITTED TAXES	LEGAL PROVISION							
A0150	100,396,198.00	EACCMA 5TH SCHEDULE PART B							
		VAT ACT-1ST SCHEDULE PART I							
		EXCISE DUTY ACT 2015- PART A, 2ND SCHEDULE FOR MOTOR VEHICLES							
		IDF-6TH SCHEDULE OF THE CUSTOMS & EXCISE ACT							
		RDL- SECTION 117 OF CUSTOMS & EXCISE ACT.							
B0190	134,193,709.00	EACCMA 5TH SCHEDULE PART B ITEM 10							
B0290	220,872,780.00	EACCMA 5TH SCHEDULE PART B ITEM 15							
C0040	1,408,408,841.00	CAPITAL INVESTMENTS							
		EACCMA 5TH SCHEDULE PART B ITEM 21							
		VAT ACT-1ST SCHEDULE PART I							
		EXCISE DUTY ACT 2015- PART A, ITEM 9, 2ND SCHEDULE FOR MOTOR VEHICLES							
		IDF-6TH SCHEDULE OF THE CUSTOMS & EXCISE ACT							
		RDL- SECTION 117 OF CUSTOMS & EXCISE ACT.							
D0010	3,473,677,033.00	EACCMA 5TH SCHEDULE PART B							
		VAT ACT-1ST SCHEDULE PART I							
		EXCISE DUTY ACT 2015- PART A, ITEM 9, 2ND SCHEDULE FOR MOTOR VEHICLES							
		IDF-6TH SCHEDULE OF THE CUSTOMS & EXCISE ACT							
		RDL- SECTION 117 OF CUSTOMS & EXCISE ACT.							
D0020	18,013,686,316.00	EACCMA 5TH SCHEDULE PART B							
		VAT ACT-1ST SCHEDULE PART I							
		EXCISE DUTY ACT 2015- PART A, ITEM 9, 2ND SCHEDULE FOR MOTOR VEHICLES							
		IDF-6TH SCHEDULE OF THE CUSTOMS & EXCISE ACT							
		RDL- SECTION 117 OF CUSTOMS & EXCISE ACT.							
D0030	1,279,550,095.00	REMISSION OF DUTY ON RAW MATERIAL IMPORTS FOR MANUFACTURE OF EXPORTS							

		EACCMA SECTION 140, DUTY REMISSION REGULATION 2008						
D0040	16,293,914,902.00	ESSENTIAL GOODS PRODUCTION SUPPORT PROGRAM						
		EACCMA SECTION 3B, DUTY REMISSION REGULATIONS 2008						
		EXCISE DUTY ACT 2015- PART A, ITEM 9, 2ND SCHEDULE FOR MOTOR VEHICLES						
		IDF-6TH SCHEDULE OF THE CUSTOMS & EXCISE ACT						
		RDL- SECTION 117 OF CUSTOMS & EXCISE ACT.						
D0090	14,579,566,176.00	GENERAL EXEMPTIONS EACCMA 5TH SCHEDULE						
D0091	294,226,584.00	VAT ACT-1ST SCHEDULE PART I						
GRAND TOTAL	55,798,492,634.00							

PIF/IDF & PDLF & LATF RECEIPTS & PAYMENTS 2015/2016

DATE	PDL FUND 2-270-8070-1140703	CUMMULATIVE TOTAL (KSHS)
1-Jul-2015		-
2-Jul-2015		-
3-Jul-2015		-
4-Jul-2015		-
5-Jul-2015		-
6-Jul-2015	289,969.30	289,969.30
7-Jul-2015	4,277,526.55	4,567,495.85
8-Jul-2015	9,697,949.70	14,265,445.55
9-Jul-2015	18,865,846.75	33,131,292.30
10-Jul-2015	8,697,404.00	41,828,696.30
11-Jul-2015		41,828,696.30
12-Jul-2015		41,828,696.30
13-Jul-2015	7,761,935.20	49,590,631.50
14-Jul-2015	3,921,394.55	53,512,026.05
15-Jul-2015	3,146,342.95	56,658,369.00
16-Jul-2015	3,120,647.35	59,779,016.35
17-Jul-2015	6,608,791.75	66,387,808.10
18-Jul-2015		66,387,808.10
19-Jul-2015		66,387,808.10
20-Jul-2015	3,397,014.15	69,784,822.25
21-Jul-2015	5,602,112.20	75,386,934.45
22-Jul-2015	6,116,755.30	81,503,689.75
23-Jul-2015	11,582,860.15	93,086,549.90
24-Jul-2015	12,009,606.95	105,096,156.85
25-Jul-2015		105,096,156.85
26-Jul-2015		105,096,156.85
27-Jul-2015	9,754,525.10	114,850,681.95
28-Jul-2015	2,896,583.10	117,747,265.05
29-Jul-2015	4,107,239.80	121,854,504.85
30-Jul-2015	1,903,261.95	123,757,766.80
31-Jul-2015	5,518,536.85	129,276,303.65
SUB-TOTAL		129,276,303.65
1-Aug-2015		-
2-Aug-2015		-

3-Aug-2015	7,654,591.80	7,654,591.80
4-Aug-2015	7,963,512.35	15,618,104.15
5-Aug-2015	17,961,897.70	33,580,001.85
6-Aug-2015	6,692,761.05	40,272,762.90
7-Aug-2015	7,052,073.90	47,324,836.80
8-Aug-2015		47,324,836.80
9-Aug-2015		47,324,836.80
10-Aug-2015	2,850,168.35	50,175,005.15
11-Aug-2015	2,929,019.10	53,104,024.25
12-Aug-2015	9,861,782.10	62,965,806.35
13-Aug-2015	4,064,775.45	67,030,581.80
14-Aug-2015	5,694,689.80	72,725,271.60
15-Aug-2015		72,725,271.60
16-Aug-2015		72,725,271.60
17-Aug-2015	15,815,169.45	88,540,441.05
18-Aug-2015	8,356,300.30	96,896,741.35
19-Aug-2015	8,045,145.40	104,941,886.75
20-Aug-2015	1,429,335.90	106,371,222.65
21-Aug-2015	4,113,541.20	110,484,763.85
22-Aug-2015		110,484,763.85
23-Aug-2015		110,484,763.85
24-Aug-2015	15,492,561.30	125,977,325.15
25-Aug-2015	2,222,427.35	128,199,752.50
26-Aug-2015	1,595,997.65	129,795,750.15
27-Aug-2015	8,192,701.05	137,988,451.20
28-Aug-2015	21,651,665.30	159,640,116.50
29-Aug-2015		159,640,116.50
30-Aug-2015		159,640,116.50
31-Aug-2015	4,176,044.65	163,816,161.15
SUB-TOTAL		163,816,161.15
1-Sep-2015	1,475,402.70	1,475,402.70
2-Sep-2015	19,899,190.10	21,374,592.80
3-Sep-2015	1,107,371.60	22,481,964.40
4-Sep-2015	14,911,432.55	37,393,396.95
5-Sep-2015		37,393,396.95
6-Sep-2015		37,393,396.95
7-Sep-2015	487,039.40	37,880,436.35
8-Sep-2015	1,778,195.35	39,658,631.70
9-Sep-2015	2,763,254.05	42,421,885.75

10-Sep-2015	6,052,049.80	48,473,935.55
11-Sep-2015	2,894,916.10	51,368,851.65
12-Sep-2015		51,368,851.65
13-Sep-2015		51,368,851.65
14-Sep-2015	7,359,724.55	58,728,576.20
15-Sep-2015	7,435,952.90	66,164,529.10
16-Sep-2015	16,473,263.00	82,637,792.10
17-Sep-2015	4,026,497.60	86,664,289.70
18-Sep-2015	2,489,856.65	89,154,146.35
19-Sep-2015		89,154,146.35
20-Sep-2015		89,154,146.35
21-Sep-2015	3,546,530.80	92,700,677.15
22-Sep-2015	1,252,915.35	93,953,592.50
23-Sep-2015	8,779,318.20	102,732,910.70
24-Sep-2015	8,851,080.75	111,583,991.45
25-Sep-2015	202,929.55	111,786,921.00
26-Sep-2015		111,786,921.00
27-Sep-2015		111,786,921.00
28-Sep-2015	649,336.25	112,436,257.25
29-Sep-2015	437,634.70	112,873,891.95
30-Sep-2015	5,852,128.85	118,726,020.80
SUB-TOTAL		118,726,020.80
1-Oct-2015	5,195,858.05	5,195,858.05
2-Oct-2015	14,590,132.25	19,785,990.30
3-Oct-2015		19,785,990.30
4-Oct-2015		19,785,990.30
5-Oct-2015	15,231,275.60	35,017,265.90
6-Oct-2015	8,986,565.75	44,003,831.65
7-Oct-2015	-	44,003,831.65
8-Oct-2015	14,730,143.15	58,733,974.80
9-Oct-2015	1,704,383.70	60,438,358.50
10-Oct-2015		60,438,358.50
11-Oct-2015		60,438,358.50
12-Oct-2015	2,894,720.10	63,333,078.60
13-Oct-2015	8,177,858.95	71,510,937.55
14-Oct-2015	10,852,344.60	82,363,282.15
15-Oct-2015	1,574,023.10	83,937,305.25
16-Oct-2015	13,469,585.55	97,406,890.80
17-Oct-2015		97,406,890.80

18-Oct-2015		97,406,890.80
19-Oct-2015	9,399,726.80	106,806,617.60
20-Oct-2015		106,806,617.60
21-Oct-2015	3,278,526.35	110,085,143.95
22-Oct-2015	5,894,357.00	115,979,500.95
23-Oct-2015	19,237,841.00	135,217,341.95
24-Oct-2015		135,217,341.95
25-Oct-2015		135,217,341.95
26-Oct-2015	7,089,460.10	142,306,802.05
27-Oct-2015	11,480,329.60	153,787,131.65
28-Oct-2015	18,291,951.90	172,079,083.55
29-Oct-2015	8,024,729.05	180,103,812.60
30-Oct-2015	5,965,056.20	186,068,868.80
31-Oct-2015		186,068,868.80
SUB-TOTAL		186,068,868.80
1-Nov-2015		-
2-Nov-2015	1,053,306.00	1,053,306.00
3-Nov-2015	837,657.00	1,890,963.00
4-Nov-2015	15,254,915.25	17,145,878.25
5-Nov-2015	4,864,302.30	22,010,180.55
6-Nov-2015	2,150,137.65	24,160,318.20
7-Nov-2015		24,160,318.20
8-Nov-2015		24,160,318.20
9-Nov-2015	2,704,199.30	26,864,517.50
10-Nov-2015	11,276,952.15	38,141,469.65
11-Nov-2015	18,084,509.40	56,225,979.05
12-Nov-2015	2,903,419.55	59,129,398.60
13-Nov-2015	7,659,803.50	66,789,202.10
14-Nov-2015		66,789,202.10
15-Nov-2015		66,789,202.10
16-Nov-2015	8,282,199.55	75,071,401.65
17-Nov-2015	4,320,196.75	79,391,598.40
18-Nov-2015	3,266,553.65	82,658,152.05
19-Nov-2015	8,720,415.35	91,378,567.40
20-Nov-2015	4,752,064.15	96,130,631.55
21-Nov-2015		96,130,631.55
22-Nov-2015		96,130,631.55
23-Nov-2015	2,254,720.30	98,385,351.85
24-Nov-2015	8,165,107.15	106,550,459.00

25-Nov-2015	8,928,725.15	115,479,184.15
26-Nov-2015		115,479,184.15
27-Nov-2015	8,321,931.70	123,801,115.85
28-Nov-2015		123,801,115.85
29-Nov-2015		123,801,115.85
30-Nov-2015	1,927,760.00	125,728,875.85
SUB-TOTAL		125,728,875.85
1-Dec-2015	5,087,167.30	5,087,167.30
2-Dec-2015	14,874,883.00	19,962,050.30
3-Dec-2015	439,006.70	20,401,057.00
4-Dec-2015	6,577,215.15	26,978,272.15
5-Dec-2015		26,978,272.15
6-Dec-2015		26,978,272.15
7-Dec-2015	5,663,776.40	32,642,048.55
8-Dec-2015	353,073.45	32,995,122.00
9-Dec-2015	27,651,232.15	60,646,354.15
10-Dec-2015	3,855,406.25	64,501,760.40
11-Dec-2015	3,577,223.45	68,078,983.85
12-Dec-2015		68,078,983.85
13-Dec-2015		68,078,983.85
14-Dec-2015	2,028,872.45	70,107,856.30
15-Dec-2015	13,657,578.95	83,765,435.25
16-Dec-2015	3,269,799.40	87,035,234.65
17-Dec-2015	8,425,821.45	95,461,056.10
18-Dec-2015	2,049,812.15	97,510,868.25
19-Dec-2015		97,510,868.25
20-Dec-2015		97,510,868.25
21-Dec-2015	2,240,189.80	99,751,058.05
22-Dec-2015	6,159,844.90	105,910,902.95
23-Dec-2015	5,169,801.85	111,080,704.80
24-Dec-2015	2,701,538.60	113,782,243.40
25-Dec-2015		113,782,243.40
26-Dec-2015		113,782,243.40
27-Dec-2015		113,782,243.40
28-Dec-2015	4,499,353.50	118,281,596.90
29-Dec-2015	9,245,110.30	127,526,707.20
30-Dec-2015	8,238,277.90	135,764,985.10
31-Dec-2015	3,095,335.90	138,860,321.00
SUB-TOTAL		138,860,321.00

1-Jan-2016		-
2-Jan-2016		-
3-Jan-2016		-
4-Jan-2016	8,797,694.25	8,797,694.25
5-Jan-2016	11,987,536.45	20,785,230.70
6-Jan-2016	42,381,191.70	63,166,422.40
7-Jan-2016	674,626.15	63,841,048.55
8-Jan-2016	11,066,680.40	74,907,728.95
9-Jan-2016		74,907,728.95
10-Jan-2016		74,907,728.95
11-Jan-2016	15,220,055.65	90,127,784.60
12-Jan-2016	8,366,953.85	98,494,738.45
13-Jan-2016	19,869,584.30	118,364,322.75
14-Jan-2016	2,163,018.80	120,527,341.55
15-Jan-2016	6,911,949.85	127,439,291.40
16-Jan-2016		127,439,291.40
17-Jan-2016		127,439,291.40
18-Jan-2016	9,467,789.80	136,907,081.20
19-Jan-2016	3,723,405.10	140,630,486.30
20-Jan-2016	6,116,578.90	146,747,065.20
21-Jan-2016	1,450,184.45	148,197,249.65
22-Jan-2016	2,106,630.50	150,303,880.15
23-Jan-2016		150,303,880.15
24-Jan-2016		150,303,880.15
25-Jan-2016	14,675,139.40	164,979,019.55
26-Jan-2016	1,797,676.75	166,776,696.30
27-Jan-2016	5,988,091.10	172,764,787.40
28-Jan-2016	3,229,322.50	175,994,109.90
29-Jan-2016	4,420,385.10	180,414,495.00
30-Jan-2016		180,414,495.00
31-Jan-2016		180,414,495.00
SUB-TOTAL		180,414,495.00
1-Feb-2016	18,440,066.15	18,440,066.15
2-Feb-2016	8,648,527.45	27,088,593.60
3-Feb-2016	2,318,855.45	29,407,449.05
4-Feb-2016	2,378,465.90	31,785,914.95
5-Feb-2016	8,981,052.25	40,766,967.20
6-Feb-2016		40,766,967.20
7-Feb-2016		40,766,967.20

8-Feb-2016	1,229,323.80	41,996,291.00
9-Feb-2016	6,329,602.45	48,325,893.45
10-Feb-2016	10,526,262.35	58,852,155.80
11-Feb-2016	3,593,366.25	62,445,522.05
12-Feb-2016	8,603,036.80	71,048,558.85
13-Feb-2016		71,048,558.85
14-Feb-2016		71,048,558.85
15-Feb-2016	6,431,504.85	77,480,063.70
16-Feb-2016	11,553,368.95	89,033,432.65
17-Feb-2016	6,204,147.75	95,237,580.40
18-Feb-2016	5,473,001.15	100,710,581.55
19-Feb-2016	2,261,858.60	102,972,440.15
20-Feb-2016		102,972,440.15
21-Feb-2016		102,972,440.15
22-Feb-2016	9,111,535.35	112,083,975.50
23-Feb-2016	923,588.25	113,007,563.75
24-Feb-2016	4,893,145.90	117,900,709.65
25-Feb-2016	5,485,708.80	123,386,418.45
26-Feb-2016	1,343,029.25	124,729,447.70
27-Feb-2016		124,729,447.70
28-Feb-2016		124,729,447.70
29-Feb-2016	12,978,411.50	137,707,859.20
SUB-TOTAL		137,707,859.20
1-Mar-2016	11,167,213.70	11,167,213.70
2-Mar-2016	9,442,060.90	20,609,274.60
3-Mar-2016	8,880,701.25	29,489,975.85
4-Mar-2016	10,999,269.10	40,489,244.95
5-Mar-2016		40,489,244.95
6-Mar-2016		40,489,244.95
7-Mar-2016	4,992,269.00	45,481,513.95
8-Mar-2016	2,759,876.05	48,241,390.00
9-Mar-2016	14,904,326.05	63,145,716.05
10-Mar-2016	8,083,838.35	71,229,554.40
11-Mar-2016	3,178,370.35	74,407,924.75
12-Mar-2016		74,407,924.75
13-Mar-2016		74,407,924.75
14-Mar-2016	7,608,731.75	82,016,656.50
15-Mar-2016	4,655,938.85	86,672,595.35
16-Mar-2016	6,088,763.55	92,761,358.90

17-Mar-2016	1,554,797.45	94,316,156.35
18-Mar-2016	5,714,218.35	100,030,374.70
19-Mar-2016		100,030,374.70
20-Mar-2016		100,030,374.70
21-Mar-2016	3,221,957.75	103,252,332.45
22-Mar-2016	15,203,817.05	118,456,149.50
23-Mar-2016	16,062,878.20	134,519,027.70
24-Mar-2016	4,214,632.15	138,733,659.85
25-Mar-2016		138,733,659.85
26-Mar-2016		138,733,659.85
27-Mar-2016		138,733,659.85
28-Mar-2016		138,733,659.85
29-Mar-2016	25,008,243.65	163,741,903.50
30-Mar-2016	12,089,091.85	175,830,995.35
31-Mar-2016	23,996,767.10	199,827,762.45
SUB-TOTAL		199,827,762.45
1-Apr-2016	6,172,462.40	6,172,462.40
2-Apr-2016		6,172,462.40
3-Apr-2016		6,172,462.40
4-Apr-2016	13,750,860.25	19,923,322.65
5-Apr-2016	4,150,546.95	24,073,869.60
6-Apr-2016	2,472,460.65	26,546,330.25
7-Apr-2016	1,447,141.55	27,993,471.80
8-Apr-2016	5,436,462.75	33,429,934.55
9-Apr-2016		33,429,934.55
10-Apr-2016		33,429,934.55
11-Apr-2016	19,628,026.05	53,057,960.60
12-Apr-2016	2,499,340.10	55,557,300.70
13-Apr-2016	-	55,557,300.70
14-Apr-2016	-	55,557,300.70
15-Apr-2016	24,478,742.85	80,036,043.55
16-Apr-2016		80,036,043.55
17-Apr-2016		80,036,043.55
18-Apr-2016	26,699,527.70	106,735,571.25
19-Apr-2016	8,661,114.60	115,396,685.85
20-Apr-2016	7,075,535.35	122,472,221.20
21-Apr-2016	4,944,599.85	127,416,821.05
22-Apr-2016	14,559,713.95	141,976,535.00
23-Apr-2016		141,976,535.00

24-Apr-2016		141,976,535.00
25-Apr-2016	5,585,017.10	147,561,552.10
26-Apr-2016	1,430,336.50	148,991,888.60
27-Apr-2016	4,291,883.55	153,283,772.15
28-Apr-2016	13,900,587.55	167,184,359.70
29-Apr-2016	11,617,571.75	178,801,931.45
30-Apr-2016		178,801,931.45
SUB-TOTAL		178,801,931.45
1-May-2016		-
2-May-2016		-
3-May-2016	15,344,466.60	15,344,466.60
4-May-2016	23,577,112.45	38,921,579.05
5-May-2016	20,892,674.70	59,814,253.75
6-May-2016	1,802,636.55	61,616,890.30
7-May-2016		61,616,890.30
8-May-2016		61,616,890.30
9-May-2016	8,430,789.05	70,047,679.35
10-May-2016	5,581,870.30	75,629,549.65
11-May-2016	15,310,659.60	90,940,209.25
12-May-2016	3,514,597.95	94,454,807.20
13-May-2016	1,996,395.25	96,451,202.45
14-May-2016		96,451,202.45
15-May-2016		96,451,202.45
16-May-2016	6,120,671.35	102,571,873.80
17-May-2016	14,970,247.75	117,542,121.55
18-May-2016	9,501,352.85	127,043,474.40
19-May-2016	3,319,521.70	130,362,996.10
20-May-2016	7,238,851.35	137,601,847.45
21-May-2016		137,601,847.45
22-May-2016		137,601,847.45
23-May-2016	17,068,108.30	154,669,955.75
24-May-2016	16,189,996.95	170,859,952.70
25-May-2016	6,190,932.40	177,050,885.10
26-May-2016	526,014.05	177,576,899.15
27-May-2016	14,060,914.60	191,637,813.75
28-May-2016		191,637,813.75
29-May-2016		191,637,813.75
30-May-2016	11,327,068.35	202,964,882.10

31-May-2016	7,371,896.15	210,336,778.25
SUB-TOTAL		210,336,778.25
1-Jun-2016		-
2-Jun-2016	6,610,567.50	6,610,567.50
3-Jun-2016	15,198,429.00	21,808,996.50
4-Jun-2016		21,808,996.50
5-Jun-2016		21,808,996.50
6-Jun-2016	14,478,744.45	36,287,740.95
7-Jun-2016	4,558,475.90	40,846,216.85
8-Jun-2016	17,450,789.45	58,297,006.30
9-Jun-2016	7,220,542.05	65,517,548.35
10-Jun-2016	3,265,740.20	68,783,288.55
11-Jun-2016		68,783,288.55
12-Jun-2016		68,783,288.55
13-Jun-2016	9,664,580.70	78,447,869.25
14-Jun-2016	9,486,161.90	87,934,031.15
15-Jun-2016	15,786,603.45	103,720,634.60
16-Jun-2016	3,893,481.25	107,614,115.85
17-Jun-2016	12,921,249.00	120,535,364.85
18-Jun-2016		120,535,364.85
19-Jun-2016		120,535,364.85
20-Jun-2016	1,617,387.15	122,152,752.00
21-Jun-2016	6,136,953.05	128,289,705.05
22-Jun-2016	22,247,819.90	150,537,524.95
23-Jun-2016	8,255,074.15	158,792,599.10
24-Jun-2016	7,839,763.40	166,632,362.50
25-Jun-2016		166,632,362.50
26-Jun-2016		166,632,362.50
27-Jun-2016	16,529,205.30	183,161,567.80
28-Jun-2016	8,122,297.85	191,283,865.65
29-Jun-2016	7,932,997.15	199,216,862.80
30-Jun-2016	1,776,971.25	200,993,834.05
1-Jul-2016	13,953,136.15	214,946,970.20
2-Jul-2016		214,946,970.20
3-Jul-2016		214,946,970.20
		214,946,970.20
SUB-TOTAL		214,946,970.20
GRAND-TOTAL		1,984,512,347.80

PETROLEUM DEVELOPMENT LEVY RECONCILIATION

Receipts as per cash book		1,981,855,527.60
Less: Amount from 2014/2015 F/Y	(847,465.00)	
reversed during F/Y 2015/2016	(5,130,628.50)	
and received back in the PDL	(5,418,217.15)	
cashbook on 06/06/2016 vide Pv no. 10710007577		(11,396,310.65)
TOTAL RECEIPTS FOR F/Y 2015/2016		<u><u>1,970,459,216.95</u></u>

PETROLEUM DEVELOPMENT LEVY FUND
COLLECTIONS FROM KENYA REVENUE AUTHORITY
LESS PAYMENTS TO MINISTRY OF ENERGY
YEAR 2015/2016

DATE	PV. NO	TOTAL RECEIPTS	PAYMENTS	BALANCE
1-Jul-2015	Cash Book Balance B/ Forward - 2014/ 2015		-	1,061,873,075.15
10-Jul-2015	10710003507	289,969.30		1,062,163,044.45
10-Jul-2015	10710003508	4,277,526.55		1,066,440,571.00
10-Jul-2015	10710003511	8,697,404.00		1,075,137,975.00
10-Jul-2015	10710003509	9,697,949.70		1,084,835,924.70
10-Jul-2015	10710003510	18,865,846.75		1,103,701,771.45
13-Jul-2015	10710003512	7,761,935.20		1,111,463,706.65
14-Jul-2015	10710003513	3,921,394.55		1,115,385,101.20
15-Jul-2015	10710003514	3,146,342.95		1,118,531,444.15
16-Jul-2015	10710003515	3,120,647.35		1,121,652,091.50
17-Jul-2015	10710003516	6,608,791.75		1,128,260,883.25
21-Jul-2015	10710003521	3,397,014.15		1,131,657,897.40
21-Jul-2015	10710003522	5,602,112.20		1,137,260,009.60
22-Jul-2015	10710003517	6,116,755.30		1,143,376,764.90
23-Jul-2015	10710003518	11,582,860.15		1,154,959,625.05
27-Jul-2015	10710003523	9,754,525.10		1,164,714,150.15
27-Jul-2015	10710003520	12,009,606.95		1,176,723,757.10
28-Jul-2015	10710003519	2,896,583.10		1,179,620,340.20
29-Jul-2015	10710003501	4,107,239.80		1,183,727,580.00
30-Jul-2015	10710003502	1,903,261.95		1,185,630,841.95
31-Jul-2015	10710003503	5,518,536.85		1,191,149,378.80
3-Aug-2015	10710003818	7,654,591.80		1,198,803,970.60
4-Aug-2015	10710003819	7,963,512.35		1,206,767,482.95
5-Aug-2015	10710003820	17,961,897.70		1,224,729,380.65
6-Aug-2015	10710003821	6,692,761.05		1,231,422,141.70
7-Aug-2015	10710003822	7,052,073.90		1,238,474,215.60
10-Aug-2015	10710003823	2,850,168.35		1,241,324,383.95
11-Aug-2015	10710003824	2,929,019.10		1,244,253,403.05
12-Aug-2015	10710003825	9,861,782.10		1,254,115,185.15
13-Aug-2015	10710003826	4,064,775.45		1,258,179,960.60
14-Aug-2015	10710003827	5,694,689.80		1,263,874,650.40
17-Aug-2015	10710003828	15,815,169.45		1,279,689,819.85
18-Aug-2015	10710003829	8,356,300.30		1,288,046,120.15
19-Aug-2015	10710003830	8,045,145.40		1,296,091,265.55
20-Aug-2015	10710003831	1,429,335.90		1,297,520,601.45
21-Aug-2015	10710003832	4,113,541.20		1,301,634,142.65
24-Aug-2015	10710003833	15,492,561.30		1,317,126,703.95
25-Aug-2015	10710003834	2,222,427.35		1,319,349,131.30
26-Aug-2015	10710003835	1,595,997.65		1,320,945,128.95
27-Aug-2015	10710003836	8,192,701.05		1,329,137,830.00
28-Aug-2015	10710003837	21,651,665.30		1,350,789,495.30
31-Aug-2015	10710003838	4,176,044.65		1,354,965,539.95
1-Sep-2015	10710004139	1,475,402.70		1,356,440,942.65
2-Sep-2015	10710004138	19,899,190.10		1,376,340,132.75
3-Sep-2015	10710004137	1,107,371.60		1,377,447,504.35
4-Sep-2015	10710004136	14,911,432.55		1,392,358,936.90
7-Sep-2015	10710004135	487,039.40		1,392,845,976.30
8-Sep-2015	10710004134	1,778,195.35		1,394,624,171.65
9-Sep-2015	10710004133	2,763,254.05		1,397,387,425.70
10-Sep-2015	10710004132	6,052,049.80		1,403,439,475.50

11-Sep-2015	10710004131	2,894,916.10		1,406,334,391.60
14-Sep-2015	10710004130	7,359,724.55		1,413,694,116.15
15-Sep-2015	10710004129	7,435,952.90		1,421,130,069.05
16-Sep-2015	10710004128	16,473,263.00		1,437,603,332.05
17-Sep-2015	10710004127	4,026,497.60		1,441,629,829.65
18-Sep-2015	10710004126	2,489,856.65		1,444,119,686.30
21-Sep-2015	10710004125	3,546,530.80		1,447,666,217.10
22-Sep-2015	10710004124	1,252,915.35		1,448,919,132.45
23-Sep-2015	10710004123	8,779,318.20		1,457,698,450.65
24-Sep-2015	10710004121	8,851,080.75		1,466,549,531.40
25-Sep-2015	10710004117	202,929.55		1,466,752,460.95
28-Sep-2015	10710004119	649,336.25		1,467,401,797.20
29-Sep-2015	10710004120	437,634.70		1,467,839,431.90
30-Sep-2015	10710004118	5,852,128.85		1,473,691,560.75
2-Oct-2015	10710005627	5,195,858.05		1,478,887,418.80
2-Oct-2015	10710005625	14,590,132.25		1,493,477,551.05
6-Oct-2015	10710005620	8,986,565.75		1,502,464,116.80
6-Oct-2015	10710005616	15,231,275.60		1,517,695,392.40
8-Oct-2015	2338	-	697,350,000.00	820,345,392.40
8-Oct-2015	10710005615	14,730,143.15		835,075,535.55
12-Oct-2015	10710005614	1,704,383.70		836,779,919.25
12-Oct-2015	10710005613	2,894,720.10		839,674,639.35
14-Oct-2015	10710005612	8,177,858.95		847,852,498.30
14-Oct-2015	10710005611	10,852,344.60		858,704,842.90
15-Oct-2015	10710005609	1,574,023.10		860,278,866.00
16-Oct-2015	10710005608	13,469,585.55		873,748,451.55
19-Oct-2015	10710005606	9,399,726.80		883,148,178.35
21-Oct-2015	10710005605	3,278,526.35		886,426,704.70
22-Oct-2015	10710005604	5,894,357.00		892,321,061.70
23-Oct-2015	10710005603	19,237,841.00		911,558,902.70
26-Oct-2015	10710005602	7,089,460.10		918,648,362.80
27-Oct-2015	10710005601	11,480,329.60		930,128,692.40
28-Oct-2015	10710005598	18,291,951.90		948,420,644.30
29-Oct-2015	10710005589	8,024,729.05		956,445,373.35
2-Nov-2015	10710005588	1,053,306.00		957,498,679.35
2-Nov-2015	10710005584	5,965,056.20		963,463,735.55
3-Nov-2015	10710005580	837,657.00		964,301,392.55
4-Nov-2015	10710005577	15,254,915.25		979,556,307.80
5-Nov-2015	10710005569	4,864,302.30		984,420,610.10
6-Nov-2015	10710005572	2,150,137.65		986,570,747.75
9-Nov-2015	10710005568	2,704,199.30		989,274,947.05
10-Nov-2015	10710005567	11,276,952.15		1,000,551,899.20
11-Nov-2015	10710005566	18,084,509.40		1,018,636,408.60
12-Nov-2015	10710005565	2,903,419.55		1,021,539,828.15
13-Nov-2015	10710005564	7,659,803.50		1,029,199,631.65
16-Nov-2015	10710005563	8,282,199.55		1,037,481,831.20
17-Nov-2015	4775	-	697,350,000.00	340,131,831.20
17-Nov-2015	10710005562	4,320,196.75		344,452,027.95
18-Nov-2015	10710005561	3,266,553.65		347,718,581.60
19-Nov-2015	10710005560	8,720,415.35		356,438,996.95
20-Nov-2015	10710005559	4,752,064.15		361,191,061.10
23-Nov-2015	10710005558	2,254,720.30		363,445,781.40
24-Nov-2015	10710005557	8,165,107.15		371,610,888.55
25-Nov-2015	10710005556	8,928,725.15		380,539,613.70

28-Nov-2015	10710005555	8,321,931.70	388,861,545.40
30-Nov-2015	10710005554	1,927,760.00	390,789,305.40
1-Dec-2015	10710005946	5,087,167.30	395,876,472.70
2-Dec-2015	10710005947	14,874,883.00	410,751,355.70
3-Dec-2015	10710005948	439,006.70	411,190,362.40
7-Dec-2015	10710005949	5,663,776.40	416,854,138.80
7-Dec-2015	10710005950	6,577,215.15	423,431,353.95
8-Dec-2015	10710005951	353,073.45	423,784,427.40
9-Dec-2015	10710005952	27,651,232.15	451,435,659.55
10-Dec-2015	10710005953	3,855,406.25	455,291,065.80
11-Dec-2015	10710005954	3,577,223.45	458,868,289.25
14-Dec-2015	10710005955	2,028,872.45	460,897,161.70
15-Dec-2015	10710005956	13,657,578.95	474,554,740.65
16-Dec-2015	10710005957	3,269,799.40	477,824,540.05
17-Dec-2015	10710005958	8,425,821.45	486,250,361.50
21-Dec-2015	10710005959	2,049,812.15	488,300,173.65
21-Dec-2015	10710005960	2,240,189.80	490,540,363.45
22-Dec-2015	10710005961	6,159,844.90	496,700,208.35
23-Dec-2015	10710005962	5,169,801.85	501,870,010.20
24-Dec-2015	10710005963	2,701,538.60	504,571,548.80
28-Dec-2015	10710005964	4,499,353.50	509,070,902.30
29-Dec-2015	10710005965	9,245,110.30	518,316,012.60
30-Dec-2015	10710006290	8,238,277.90	526,554,290.50
31-Dec-2015	10710006289	3,095,335.90	529,649,626.40
4-Jan-2015	10710006099	8,797,694.25	538,447,320.65
5-Jan-2015	10710006100	11,987,536.45	550,434,857.10
6-Jan-2015	10710006101	42,381,191.70	592,816,048.80
7-Jan-2015	10710006102	674,626.15	593,490,674.95
8-Jan-2015	10710006103	11,066,680.40	604,557,355.35
12-Jan-2015	10710006104	8,366,953.85	612,924,309.20
12-Jan-2015	10710006105	15,220,055.65	628,144,364.85
13-Jan-2015	10710006106	19,869,584.30	648,013,949.15
14-Jan-2015	10710006107	2,163,018.80	650,176,967.95
15-Jan-2015	10710006108	6,911,949.85	657,088,917.80
18-Jan-2015	10710006109	9,467,789.80	666,556,707.60
20-Jan-2015	10710006110	3,723,405.10	670,280,112.70
20-Jan-2015	10710006111	6,116,578.90	676,396,691.60
21-Jan-2015	10710006112	1,450,184.45	677,846,876.05
22-Jan-2015	10710006113	2,106,630.50	679,953,506.55
25-Jan-2015	10710006114	14,675,139.40	694,628,645.95
26-Jan-2015	10710006115	1,797,676.75	696,426,322.70
27-Jan-2015	10710006116	5,988,091.10	702,414,413.80
28-Jan-2015	10710006117	3,229,322.50	705,643,736.30
29-Jan-2015	10710006118	4,420,385.10	710,064,121.40
2-Feb-2016	10710006266	8,648,527.45	718,712,648.85
2-Feb-2016	10710006267	18,440,066.15	737,152,715.00
3-Feb-2016	10710006268	2,318,855.45	739,471,570.45
4-Feb-2016	10710006269	2,378,465.90	741,850,036.35
5-Feb-2016	10710006272	8,981,052.25	750,831,088.60
9-Feb-2016	10710006274	6,329,602.45	757,160,691.05
9-Feb-2016	10710006263	1,229,323.80	758,390,014.85
10-Feb-2016	10710006275	10,526,262.35	768,916,277.20
11-Feb-2016	10710006276	3,593,366.25	772,509,643.45
12-Feb-2016	10710006277	8,603,036.80	781,112,680.25

15-Feb-2016	10710006278	6,431,504.85	787,544,185.10
16-Feb-2016	10710006279	11,553,368.95	799,097,554.05
17-Feb-2016	10710006280	6,204,147.75	805,301,701.80
18-Feb-2016	10710006281	5,473,001.15	810,774,702.95
19-Feb-2016	10710006282	2,261,858.60	813,036,561.55
22-Feb-2016	10710006283	9,111,535.35	822,148,096.90
23-Feb-2016	10710006284	923,588.25	823,071,685.15
24-Feb-2016	10710006285	4,893,145.90	827,964,831.05
25-Feb-2016	10710006286	5,485,708.80	833,450,539.85
26-Feb-2016	10710006287	1,343,029.25	834,793,569.10
29-Feb-2016	10710006288	12,978,411.50	847,771,980.60
1-Mar-2016	10710006302	11,167,213.70	858,939,194.30
2-Mar-2016	10710006303	9,442,060.90	868,381,255.20
3-Mar-2016	10710006307	8,880,701.25	877,261,956.45
4-Mar-2016	10710006308	10,999,269.10	888,261,225.55
7-Mar-2016	10710006309	4,992,269.00	893,253,494.55
8-Mar-2016	10710006310	2,759,876.05	896,013,370.60
9-Mar-2016	10710006311	14,904,326.05	910,917,696.65
10-Mar-2016	10710006312	8,083,838.35	919,001,535.00
11-Mar-2016	10710006313	3,178,370.35	922,179,905.35
14-Mar-2016	10710006314	7,608,731.75	929,788,637.10
15-Mar-2016	10710006315	4,655,938.85	934,444,575.95
16-Mar-2016	10710006316	6,088,763.55	940,533,339.50
18-Mar-2016	10710006317	1,554,797.45	942,088,136.95
18-Mar-2016	10710006318	5,714,218.35	947,802,355.30
23-Mar-2016	10710006319	3,221,957.75	951,024,313.05
24-Mar-2016	10710006320	15,203,817.05	966,228,130.10
24-Mar-2016	10710006321	16,062,878.20	982,291,008.30
29-Mar-2016	10710006322	4,214,632.15	986,505,640.45
29-Mar-2016	10710006323	25,008,243.65	1,011,513,884.10
30-Mar-2016	10710006324	12,089,091.85	1,023,602,975.95
31-Mar-2016	10710006325	23,996,767.10	1,047,599,743.05
1-Apr-2016	10710006685	6,172,462.40	1,053,772,205.45
4-Apr-2016	10710006684	13,750,860.25	1,067,523,065.70
5-Apr-2016	10710006683	4,150,546.95	1,071,673,612.65
6-Apr-2016	10710006682	2,472,460.65	1,074,146,073.30
7-Apr-2016	10710006681	1,447,141.55	1,075,593,214.85
8-Apr-2016	10710006680	5,436,462.75	1,081,029,677.60
11-Apr-2016	10710006679	19,628,026.05	1,100,657,703.65
13-Apr-2016	10710006574	2,499,340.10	1,103,157,043.75
15-Apr-2016	10710006678	24,478,742.85	1,127,635,786.60
18-Apr-2016	10710006573	26,699,527.70	1,154,335,314.30
19-Apr-2016	10710006572	8,661,114.60	1,162,996,428.90
20-Apr-2016	10710006571	7,075,535.35	1,170,071,964.25
21-Apr-16	10710006565	4,944,599.85	1,175,016,564.10
22-Apr-2016	10710006570	14,559,719.95	1,189,576,284.05
25-Apr-2016	10710006569	5,585,017.10	1,195,161,301.15
26-Apr-2016	10710006568	1,430,336.50	1,196,591,637.65
27-Apr-2016	10710006567	4,291,883.55	1,200,883,521.20
28-Apr-2016	10710006566	13,900,587.55	1,214,784,108.75
5-May-2016	10710007029	20,892,674.70	1,235,676,783.45
6-May-2016	10710007030	1,802,636.55	1,237,479,420.00
9-May-2016	10710007031	8,430,789.05	1,245,910,209.05
9-May-2016	10710007031	11,617,571.75	1,257,527,780.80

7-May-2016	10710007031	15,344,466.60		1,272,872,247.40
9-May-2016	10710007031	23,577,112.45		1,296,449,359.85
10-May-2016	10710007032	5,581,870.30		1,302,031,230.15
11-May-2016	10710007033	15,310,659.60		1,317,341,889.75
13-May-2016	10710007035	1,996,395.25		1,319,338,285.00
13-May-2016	10710007035	3,514,597.95		1,322,852,882.95
17-May-2016	10710007034	6,120,671.35		1,328,973,554.30
17-May-2016	10710007034	14,970,247.75		1,343,943,802.05
17-May-2016	10710007036	9,501,352.85		1,353,445,154.90
19-May-2016	10710007037	3,319,521.00		1,356,764,675.90
20-May-2016	10710007038	7,238,851.35		1,364,003,527.25
24-May-2016	10710007039	16,189,996.95		1,380,193,524.20
24-May-2016	10710007039	17,068,108.30		1,397,261,632.50
25-May-2016	10710007040	6,190,932.40		1,403,452,564.90
26-May-2016	10710007041	526,014.05		1,403,978,578.95
27-May-2016	10710007042	14,060,914.60		1,418,039,493.55
30-May-2016	10710007043	11,327,068.35		1,429,366,561.90
31-May-2016	10710007044	7,371,896.15		1,436,738,458.05
2-Jun-2016	10710007575	6,610,567.50		1,443,349,025.55
3-Jun-2016	10710007576	15,198,429.00		1,458,547,454.55
6-Jun-2016	10710007577	847,465.00		1,459,394,919.55
6-Jun-2016	10710007577	5,130,628.50		1,464,525,548.05
6-Jun-2016	10710007577	5,418,217.15		1,469,943,765.20
6-Jun-2016	10710007577	14,478,744.45		1,484,422,509.65
7-Jun-2016	10710007578	4,458,475.90		1,488,880,985.55
8-Jun-2016	10710007579	17,450,789.45		1,506,331,775.00
9-Jun-2016	10710007580	7,220,542.05		1,513,552,317.05
13-Jun-2016	10710007581	3,265,740.20		1,516,818,057.25
13-Jun-2016	10710007581	9,664,580.70		1,526,482,637.95
14-Jun-2016	10710007582	9,486,161.90		1,535,968,799.85
15-Jun-2016	10710007583	15,786,603.45		1,551,755,403.30
16-Jun-2016	10710007584	3,893,481.25		1,555,648,884.55
17-Jun-2016	10710007585	12,921,249.00		1,568,570,133.55
20-Jun-2016	10710007586	1,617,387.15		1,570,187,520.70
21-Jun-2016	10710007587	6,136,953.05		1,576,324,473.75
22-Jun-2016	10710007588	22,247,819.90		1,598,572,293.65
24-Jun-2016	10710007589	7,839,763.40		1,606,412,057.05
24-Jun-2016	10710007589	8,255,074.15		1,614,667,131.20
28-Jun-2016	10710007590	16,529,205.30		1,631,196,336.50
29-Jun-2016	10710007591	8,122,297.85		1,639,318,634.35
30-Jun-2016	10710007592	1,776,971.25		1,641,095,605.60
30-Jun-2016	10710007592	7,932,997.15		1,649,028,602.75
TOTAL		1,981,855,527.60	1,394,700,000.00	587,155,527.60
AMOUNT IN THE ESTIMATES 2015/2016			1,394,700,000.00	
TOTAL AMOUNT PAID TO MIN OF ENERGY 2015/2016			1,394,700,000.00	
ESTIMATED BALANCE TO BE PAID IN 2016/2017			-	

