

PARLIAMENT
OF KENYA
LIBRARY

KENYA NATIONAL AUDIT OFFICE
RECEIVED
15 JUNE 2007
No:.....
REGISTERED HEADQUARTERS
NAIROBI

COAST WATER SERVICES BOARD



**ANNUAL REPORT AND
FINANCIAL STATEMENTS
FOR THE SIXTEEN MONTHS ENDED
30TH JUNE 2006**

COAST WATER SERVICES BOARD

ANNUAL REPORT AND FINANCIAL STATEMENTS FOR THE SIXTEEN MONTHS ENDED 30TH JUNE 2006

CONTENTS

	<u>PAGES</u>
INSTITUTIONAL DETAILS	3
BOARD MEMBERS	4
STATEMENT OF DIRECTORS RESPONSIBILITIES	6
INCOME AND EXPENDITURE ACCOUNT	7
BALANCE SHEET	8
STATEMENT OF CHANGES IN EQUITY	9
CASH FLOW STATEMENT	10
ACCOUNTING POLICIES	11
NOTES TO THE FINANCIAL STATEMENTS	12 -15

COAST WATER SERVICES BOARD

ANNUAL REPORT AND FINANCIAL STATEMENTS FOR THE SIXTEEN MONTHS ENDED 30TH JUNE 2006

INSTITUTIONAL DETAILS/INFORMATION

Establishment

The Coast Water Services Board is a body corporate established under the provisions of the State Corporation Act, Cap 446 of the laws of Kenya and it is domiciled in Kenya.

Registered Office and principal Place of Business

KAUNDA STREET
KIZINGO AREA
DAR-ES-SALAAM ROAD
P.O BOX 90417,80100
MOMBASA

Bankers

KCB BANK
TREASURY SQUARE
P.O. BOX 90254, 80100
MOMBASA

Independent Auditors

Controller & Auditor General
Kenya National Audit Office
Anniversary Towers
P.O Box 30084
Nairobi
Kenya

COAST WATER SERVICES BOARD

ANNUAL REPORT AND FINANCIAL STATEMENTS FOR THE SIXTEEN MONTHS ENDED 30TH JUNE 2006

BOARD MEMBERS

CHAIRMAN

Mr. Jonathan D. Mturi
P. O. Box 34051 - Nyali
Mombasa

MEMBERS

Eng. Mwalimu K. Musau
P. O. Box 3261 - 00506
Nyayo Stadium
Nairobi

Mr. Ismail M. Yunis
P. O. Box 80443
Wajir Street, Stadium area
Mombasa

Mr. Mohammed Hersi
Kenya Association of Hotel Keepers and Caterers
P. O. Box 90173
Mombasa

Mr. Andrew K. Mattaza
Kenya National Chambers of Commerce & Industry
P. O. Box 566
Malindi

The Director of Water
Ministry of Water and Irrigation
P. O. Box 49720
Maji House
Nairobi

COAST WATER SERVICES BOARD

ANNUAL REPORT AND FINANCIAL STATEMENTS FOR THE SIXTEEN MONTHS ENDED 30TH JUNE 2006

Town Clerk
Mombasa Municipal Council
P. O. Box 90440
Mombasa

County Clerk
Malindi County Council
P. O. Box 580
Malindi

County Clerk
Lamu County Council
P. O. Box 74
Lamu

County Clerk
Taita Taveta County Council
P. O. Box 1066
Wundanyi

County Clerk
Kwale County Council
P. O. Box 4
Kwale

N.B The Chief Executive Officer was Eng. Iddi Ali Mwasina.

COAST WATER SERVICES BOARD

ANNUAL REPORT AND FINANCIAL STATEMENTS FOR THE SIXTEEN MONTHS ENDED 30TH JUNE 2006

STATEMENT OF BOARD MEMBERS RESPONSIBILITIES


The Board Members are required to prepare financial statements which give a true and fair view of the state of affairs of the board as at the end of each financial year and of its surplus or deficit for that year. The Board Members are required to ensure that the Board maintains proper accounting records which disclose, with reasonable accuracy, the financial position of the Board. They are also responsible for safeguarding the assets of the Board.

The Board Members accept responsibility for annual financial statements, which have been prepared using appropriate accounting policies supported by reasonable and prudent judgments and estimates in conformity with International Financial Reporting Standards.


The Board Members are of the opinion that the financial statements give a true and fair view of the state of the financial affairs of the coast Water Services Board as at 30th June 2006 and of its surplus for the year then ended. The Board Members further confirm the accuracy and completeness of the accounting records maintained by the Board which has been relied upon in the preparation of financial statements, as well as adequacy of the internal controls.

Nothing has come to the attention of the Board Members to indicate that the Board will not remain a going concern for at least twelve months from the date of this statement.

This statement is approved by the Board Members and it is signed on their behalf by:


 MR. JONATHAN D. MTURI
 CHAIRMAN

DATE 05/1/2007


 Eng. IDDI ALI MWASINA
 CHIEF EXECUTIVE OFFICER

DATE 05/1/2007



KENYA NATIONAL AUDIT OFFICE

REPORT OF THE CONTROLLER AND AUDITOR GENERAL ON THE FINANCIAL STATEMENTS OF COAST WATER SERVICES BOARD FOR THE 16 MONTHS ENDED 30 JUNE 2006

I have audited the financial statements of Coast Water Services Board for the 16 months ended 30 June 2006 in accordance with the provisions of Section 14 of the Public Audit Act, 2003. I have obtained all the information and explanations which, to the best of my knowledge and belief, were necessary for the purpose of the audit. The financial statements are in agreement with the books of account.

Respective Responsibilities of the Board members and the Controller and Auditor General

The Board is responsible for the preparation of financial statements which give a true and fair view of the Board's state of affairs and its operating results. My responsibility is to express an independent opinion on the financial statements based on my audit.

Basis of Opinion

The audit was conducted in accordance with the International Standards on Auditing. Those standards require that the audit be planned and performed with a view to obtaining reasonable assurance that the financial statements are free from material misstatement. An audit includes an examination, on a test basis, of evidence supporting the amounts and disclosures in the financial statements. It also includes an assessment of the accounting policies used and significant estimates made by the Board members, as well as an evaluation of the overall presentation of the financial statements. I believe the audit provides a reasonable basis for my opinion.

1. Outstanding Transfer of Assets and Liabilities

The balance sheet reflects total assets of Kshs.180,474,262 and total liabilities of Kshs.37,937,234. However, the balances exclude undetermined value of Assets and liabilities which were to be transferred to the Board by 30 June, 2006 according to legal Notice 101 of 12 August, 2005. The assets were those which immediately before the statutory transfer date were held for or on behalf of the Director of Water, the Government or its statutory Corporation while liabilities were those vested in or imposed or enforceable by or against the Director of Water, the Government or its statutory Corporation. The assets and liabilities figure of Kshs.180,474,262 and Kshs. 37,937,234 respectively are therefore understated to the extent of the value of

COAST WATER SERVICES BOARD

ANNUAL REPORT AND FINANCIAL STATEMENTS FOR THE SIXTEEN MONTHS ENDED 30TH JUNE 2006

Income Statement for the sixteen year ended 30th June 2006

		2006
	NOTES	Kshs
Income	12	503,962,285
Operations expenses	7	308,374,242
Gross surplus		195,588,043
Grants	13	114,318,956
		309,906,999
Expenditure		
Staff costs	2	83,749,385
Establishment Expenses	4	7,854,645
Administration Expenses	6	79,642,115
		171,246,145
Surplus before miscellaneous income and finance charge		138,660,854
Miscellaneous income	16	3,901,129
		142,561,983
Finance charge	9	24,955
Surplus for the year		142,537,028

COAST WATER SERVICES BOARD

ANNUAL REPORT AND FINANCIAL STATEMENTS FOR THE SIXTEEN MONTHS ENDED 30TH JUNE 2006.

Balance Sheet as at 30th June 2006

	Notes	Kshs.
Non- current assets		
Property, Plant and Equipment	8	16,670,977
Projects (work in progress)	3	3,958,029



		20,629,006
Current assets		
Inventories	5	4,679,399
Prepayments & other receivables	15	144,890
Debtors	14	87,416,976
Customer's deposit	18	1,955,349
Cash at bank	10	65,648,642

		159,845,256

Total assets		180,474,262
		=====
Equity & Liabilities		
Capital		
Retained surplus		142,537,028
		=====
Current liabilities		
Creditors and Accruals	11	35,981,885
Customers deposit	18	1,955,349

		37,937,234

		180,474,262
		=====

 MR. JONATHAN D. MTURI CHAIRMAN DATE 05/1/2007	 Eng. IDD MWASINA CHIEF EXECUTIVE OFFICER DATE 05/1/2007
--	---

COAST WATER SERVICES BOARD

ANNUAL REPORT AND FINANCIAL STATEMENTS FOR THE YEAR ENDED 30TH JUNE 2006

Statement of changes in owners' Funds For the sixteen months ended 30th June 2006

	Board Capital Kshs.	Surplus Earnings Kshs.	Total Kshs.
Surplus for the year	—	142,537,028	142,537,028
	-----	-----	-----
Balance as at the end of the year	—	142,537,028	142,537,028
	=====	=====	=====

COAST WATER SERVICES BOARD

ANNUAL REPORT AND FINANCIAL STATEMENTS FOR THE SIXTEEN MONTHS ENDED 30TH JUNE 2006

Cash Flow Statement for the sixteen months ended 30th June 2006

		2006 Kshs
Operating Activities		
Surplus for the year		142,537,028
Adjustment for:		
Depreciation		2,778,488

		145,315,516
Changes in working capital	17	(54,304,031)

Net cash flow from operating activities		91,011,485
Investing Activities		
Projects	3	(3,958,029)
Purchase of computers, furniture & Equipment		(19,449,465)

Net cash flow used in investing activities		(23,407,494)

Net Increase in cash & cash equivalents		67,603,991
Cash and Cash equivalents at the Start of year		-

Cash and Cash equivalent at end of year	11	67,603,991
		=====

COAST WATER SERVICES BOARD

ANNUAL REPORT AND FINANCIAL STATEMENTS FOR THE YEAR ENDED 30TH JUNE 2006

Accounting Policies

The principal accounting policies adopted in the preparation of the financial statements are set out below:

a) Basis of Preparation

The Financial Statements have been prepared in accordance with the International Financial Reporting Standards (IFRS) under the historical cost convention.

b) Revenue recognition

The Board adopts the modified accrual basis of accounting for grants. Revenue is recognized when grants are received from the Government of Kenya or other donor agencies. Self generating income is recognized when it is earned. Expenses are recognized when incurred.

c) Property and Equipment

Property and equipment are stated at historical cost less accumulated depreciation. Depreciation is calculated on the straight-line basis to write down the cost of each asset to its residual value over its estimated useful life as follows:

		% per Annum
Equipment (office & water)	-	12.5
Furniture, Fittings	-	12.5
Computers	-	30

d) Receivables

Accounts receivable are recognized and carried at original cost less any unrecoverable amounts.

e) Reporting currency

All transactions are reported in Kenya shillings

COAST WATER SERVICES BOARD

ANNUAL REPORT AND FINANCIAL STATEMENTS FOR THE SIXTEEN MONTHS ENDED 30TH JUNE 2006

Notes to the Financial Statements

	2006
2. STAFF COSTS	
Salaries & wages	75,587,067
Staff leave allowances	223,005
Other staff allowances	916,041
Staff training	7,023,272

	83,749,385

3. PROJECTS.	
Kizingo pipeline extension	3,958,029

	3,958,029

4. ESTABLISHMENT EXPENSES	
Rent	1,571,000
Insurance	902,856
Security expenses	5,380,789

	7,854,645

5. COST OF SPECIALISED MATERIALS	
Water treatment chemicals	22,782,917
Less closing stock	4,679,399

	18,103,518

N.B Security expenses - the Board has for the period of reporting acquired the services of security firms to man all its water plants and equipment in the Coast Region.

COAST WATER SERVICES BOARD

ANNUAL REPORT AND FINANCIAL STATEMENTS FOR THE SIXTEEN MONTHS ENDED 30TH JUNE 2006

Notes to the Financial Statements

8. PROPERTY, PLANT AND EQUIPMENT

	Computer Kshs	Office Equipment Kshs	Furniture & fitting Kshs	Water Equipment Kshs	Total Kshs
COST					
	1,984,597	811,475	1,879,364	14,774,029	19,449,465
	-----	-----	-----	-----	-----
DEPRECIATION					
Charge for the period	595,379	101,434	234,921	1,846,754	2,778,488
	-----	-----	-----	-----	-----
NET BOOK VALUE					
As at 30/6/06	1,389,218	710,041	1,644,443	12,927,275	16,670,977
	=====	=====	=====	=====	=====

9. FINANCE COST

Finance charge 24,955

10. CASH AT BANK

ACCOUNT NO.	Amounts ksh
012-	3,228,384
988-	6,454,761
041-	25,818,225
992-	30,147,272

TOTAL KSH

65,648,642

COAST WATER SERVICES BOARD

ANNUAL REPORT AND FINANCIAL STATEMENTS FOR THE SIXTEEN MONTHS ENDED 30TH JUNE 2006

Notes to the Financial Statements

8. PROPERTY, PLANT AND EQUIPMENT

	Computer Kshs	Office Equipment Kshs	Furniture & fitting Kshs	Water Equipment Kshs	Total Kshs
COST					
	1,984,597	811,475	1,879,364	14,774,029	19,449,465
	-----	-----	-----	-----	-----
DEPRECIATION					
Charge for the period	595,379	101,434	234,921	1,846,754	2,778,488
	-----	-----	-----	-----	-----
NET BOOK VALUE					
As at 30/6/06	1,389,218	710,041	1,644,443	12,927,275	16,670,977
	=====	=====	=====	=====	=====

9. FINANCE COST

Finance charge 24,955

10. CASH AT BANK

ACCOUNT NO.	Amounts ksh
012-	3,228,384
988-	6,454,761
041-	25,818,225
992-	30,147,272

TOTAL KSH	<u>65,648,642</u>

COAST WATER SERVICES BOARD

ANNUAL REPORT AND FINANCIAL STATEMENTS FOR THE SIXTEEN MONTHS ENDED 30TH JUNE 2006

Notes to the Financial Statements

11. PAYABLES	2006
	Kshs
Creditors and accruals	35,981,885

12. REVENUE	
Water sales	458,929,721
Lease fees	45,032,564

	503,962,285

13. GRANTS	
GOK	
Revenue	21,723,750
Development	49,039,206
KWSP	43,556,000

	114,318,956

N.B KWSP is an acronym for Kenya Water and Sanitation Programme.