

Approved for tabling.

32
29/8/18 SNA



REPUBLIC OF KENYA



NATIONAL ASSEMBLY

TWELVETH PARLIAMENT – SECOND SESSION

THE NATIONAL ASSEMBLY

SELECT COMMITTEE ON NATIONAL GOVERNMENT
CONSTITUENCIES DEVELOPMENT FUND

REPORT ON STATUS OF DISBURSEMENTS OF FUNDS TO THE
NATIONAL GOVERNMENT CONSTITUENCIES DEVELOPMENT
FUND AS AT 28TH AUGUST 2018.

DIRECTORATE OF COMMITTEE SERVICES,
CLERK'S CHAMBERS
PARLIAMENT BUILDINGS
NAIROBI

AUGUST, 2018

Paper Laid on the
Table of the House by
the Chairperson of the
Select Committee on
National
Government Constituencies
Development Fund on

Wednesday
29th August 2018
(Afternoon)

TABLE OF CONTENTS

ABBREVIATIONS.....	2
CHAIRPERSON’S FOREWARD	3
EXECUTIVE SUMMARY.....	5
1.0 INTRODUCTION.....	6
1.1. MANDATE OF THE COMMITTEE	6
1.2. COMMITTEE MEMBERSHIP.....	7
1.3. COMMITTEE SECRETARIAT.....	7
2.0. PROJECT PROPOSALS AND DISBURSEMENT REPORTS	8
2.1. PROPOSALS FOR 2017/18 FINANCIAL YEAR RECEIVED FROM THE CONSTITUENCIES ..	8
2.2. SUMMARY OF STATUS OF DISBURSEMENT OF FUNDS FOR 2017/18 FINANCIAL YEAR.	8
2.3. RESTRICTION IMPOSED ON A CONSTITUENCY ACCOUNT.....	18
3.0. COMMITTEE OBSERVATIONS.....	19
4.0. COMMITTEE RECOMMENDATIONS.....	19

ABBREVIATIONS

CDF	-Constituency Development Fund
CDFC	-Constituency Development Fund Committee
CS	-Cabinet Secretary
NASC	-National Assembly Select Committee
NGCDF	-National Government Constituency Development Fund
NG-CDFA	-National Government Constituency Development Fund
Act	
NA	-National Assembly
NG	-National Government
NT	-National Treasury
PMC	-Project Management Committee
S.O	-Standing Orders
KES	-Kenya Shillings

CHAIRPERSON'S FOREWARD

Pursuant to section 51(1) of the National Government Constituency Fund Act, 2015, the Board is obligated submit a report to the National Assembly Committee detailing a summary of the project proposals received from the constituencies; indicating the approval status of such projects, summary of the status of disbursements of funds to the constituencies and the summary of status of disbursements from the Treasury to the National account in accordance with the act.

In compliance with the provisions of the NG-CDF Act of 2015, which requires that the Committee submits a report to the House detailing the recommendations and the way forward, the Committee on NG-CDF held a meeting on 2 August 2018 with the NG-CDF Board staff in attendance.


During the meeting, members deliberated on project proposals, approvals, disbursement status and restriction on constituency account up to the Month of August 2018.

Eighty-Seven (87) Constituencies received full allocation of Kshs. 98,189,655.17 each totaling to Kshs.8,542,500,000 while one hundred and forty-seven (147) received between 60% and 99% of the allocation bringing the total disbursement to Kshs.13,170,209,418. Fifty-six (56) Constituencies received between 40% to 60% of the total allocation bringing the total disbursement to Kshs.2,418,839,396. Kshs.4,290,924,219 was disbursed to constituencies with arrears for previous financial years (2016/2017-2009/2010)

During the deliberations of the report the Committee identified several salient issues that needed explanation and clarification. Among the issues included; budget ceilings for each constituency, the number of project proposals submitted to the Board, the huge amount of undisbursed funds amounting to Ksh.4.976 billion outstanding arrears at the National Treasury and reduction of funds by the National Treasury as opposed to the provisions of the NG-CDF Act of 2015(2.5% shareable National Revenue).

On behalf of the Committee and on my own I also take this opportunity to thank the offices of the Speaker and Clerk of the National Assembly for providing the required technical, financial and logistical support that enabled the Committee to achieve its mandate.

It is therefore my privilege to table before this House the report on status of disbursements of funds as at 28th August 2018.

Signed  Date 28/8/2018

HON. MAORE MAOKA, MP

CHAIRPERSON: NATIONAL ASSEMBLY SELECT COMMITTEE ON NATIONAL GOVERNMENT CONSTITUENCY FUND

EXECUTIVE SUMMARY

The report contains the Committee's consideration of the NG-CDF Board's report on status of disbursements of funds constituencies as at 28, August 2018. During this period the Board received and deliberated on two hundred and ninety (290) Project Proposals for 2017/18 Financial Year for the initial allocation of Kshs.86,810,344.82 per Constituency.

However, in the second Supplementary Development Estimates approved by the National Assembly on 3rd May 2018, allocation to the Fund was increased by Ksh.3.3 billion from Ksh.26.5 Billion to Ksh.29.8 Billion. As a result, the Board with the approval of the National Assembly Select Committee on NG-CDF revised the budget ceilings for each constituency to Ksh.98,189,655.17 in line with Section 6(1) of the Act.

Based on the foregoing, each National Government Constituency Development Fund Committee (NG-CDFC) was required to prepare and submit project proposals for the additional Kshs.11,379,310.34 to the Board for approval as per Section 31 of the Act.

The NG-CDF Board management has received two hundred and eighty five (285) additional Project Proposals out of which two hundred and forty-eight (248) were deliberated on by the Board while thirty-seven (37) are awaiting deliberation. Five Constituencies are yet to submit their Project Proposals.

1.0 INTRODUCTION

1.1. MANDATE OF THE COMMITTEE

The Select Committee on National Government Constituency Development Fund (NASC on NGCDF) is established in accordance with the provisions of S.O. 216 of the National Assembly and its functions include:

- a) To oversee the implementation of this Act and in this respect, shall after every two years submit a report to the National Assembly and where necessary, propose any amendments to this Act, in particular, with respect to the quantum of funds repayable into the Fund in accordance with section 4 of the Act;
- b) To oversee the policy framework and legislative matters that may arise in relation to the Fund;
- c) To continually review the frame set out for the efficient delivery of development programmes financed through the Fund;
- d) To consider and report to the National Assembly, with recommendations, names of persons required to be approved by the National Assembly under this Act; and
- e) To carry out any other functions relevant to the work of the Fund.

1.2. COMMITTEE MEMBERSHIP

1. Hon. Richard Maore Maoka, MP - **Chairman**
2. Hon. Omar Maalim Hassan, MP - **Vice Chairman**
3. Hon. Moses Lessonet.MP
4. Hon. Sharif Athman, MP
5. Hon. Mishi Mboko, MP
6. Hon. Fred Ouda, MP
7. Hon. Fred Kapondi Chesebe, MP
8. Hon. Sophia Abdi Noor, MP
9. Hon. Emmanuel Wangwe, MP
- 10.Hon. Richard Tongi,MP
- 11.Hon. Johanna Ngeno, MP
- 12.Hon. Titus Khamala, MP
- 13.Hon. Benjamin Gathiru, MP
- 14.Hon. Alfa Ondieki, MP
- 15.Hon. James Mukwe, MP
- 16.Hon. Janet Jepkemboi Sitienei, MP
- 17.Hon. Kassim Sawa Tandaza, MP
- 18.Hon. Mary Wamaua Waithira, MP
- 19.Hon. Mwalyo Joshua, MP

1.3. COMMITTEE SECRETARIAT

1. Mr. Johnston Kioko Lead Clerk
2. Ms. Naserian Lotuai Third Clerk Assistant
3. Mr. Erick Ososi Research Officer
4. Mr. Peter Mwaura Legal Counsel

2.0. PROJECT PROPOSALS AND DISBURSEMENT REPORTS

2.1. PROPOSALS FOR 2017/18 FINANCIAL YEAR RECEIVED FROM THE CONSTITUENCIES

The following five (5) Constituencies are yet to submit their additional Project Proposals;

No.	Constituency Name	Amount allocated (Kshs.)
1.	Budalangi	11,379,310.34
2.	Chepalungu	11,379,310.34
3.	Cherangany	11,379,310.34
4.	Gatundu North	11,379,310.34
5.	Kajiado West	11,379,310.34

2.2. SUMMARY OF STATUS OF DISBURSEMENT OF FUNDS FOR 2017/18 FINANCIAL YEAR

i. Receipts from the National Treasury

The Board was allocated Kshs.29.8 Billion in Financial Year 2017/2018. This comprised of Kshs.28.475 Billion being allocation for disbursement to the Constituencies and Kshs.1.325 billion being allocation to the Board Secretariat for administrative purposes.

The Board has so far received the total allocation amounting to Kshs.29.8 billion as per the breakdown below;

No.	Date	Amount Received
1.	19 th January 2018	2,000,000,000
2.	29 th January 2018	2,000,000,000
3.	13 th February 2018	2,000,000,000

No.	Date	Amount Received
4.	16 th February 2018	2,000,000,000
5.	26 th February 2018	2,000,000,000
6.	27 th March 2018	2,000,000,000
7.	10 th April 2018	2,000,000,000
8.	16 th April 2018	2,000,000,000
9.	10 th May 2018	2,000,000,000
10.	18 th May 2018	1,875,000,000
11.	28 th May 2018	2,000,000,000
12.	4 th July 2018	2,125,000,000
13.	9 th July 2018	5,800,000,000
	Total	29,800,000,000

ii. **Summary of Status of disbursement of funds to the Constituencies**

No.	Particulars	Number of constituencies	Amount Disbursed (Kshs.)
1	Constituencies that have received full allocation.	87	8,542,500,000
2	Constituencies that have received between 60% and 99% of funds allocated in 2017/2018 financial year	147	13,170,209,418
3	Constituencies that have received between 40% and 60% of funds allocated in 2017/2018 financial year	56	2,418,839,396

No.	Particulars	Number of constituencies	Amount Disbursed (Kshs.)
4	Disbursement to the constituencies with respect to undisbursed funds allocated in financial Years(2016/2017-2009/2010)		4,290,924,219
	Board secretariat allocation		1,325,000,000
	Total		29,747,473,033

a. Constituencies that have received full Allocation (100%)

Eighty Seven (87) of the two hundred and ninety (290) constituencies have each received full allocation of the funds amounting to Ksh. 98, 189,655.15. The total amount disbursed to these constituencies is Kshs.**8,542,500,000**

No.	Constituency	Allocation	Disbursed
1	Ainabkoi	98,189,655.17	98,189,655.15
2	Ainamoi	98,189,655.17	98,189,655.15
3	Bahati	98,189,655.17	98,189,655.15
4	Banissa	98,189,655.17	98,189,655.15
5	Belgut	98,189,655.17	98,189,655.15
6	Bomet Central	98,189,655.17	98,189,655.95
7	Bomet East	98,189,655.17	98,189,655.15
8	Bumula	98,189,655.17	98,189,655.15
9	Bureti	98,189,655.17	98,189,655.15
10	Butere	98,189,655.17	98,189,655.17
11	Central Imenti	98,189,655.17	98,189,655.15
12	Dagoretti North	98,189,655.17	98,189,655.15
13	Eldas	98,189,655.17	98,189,655.15
14	Embakasi Central	98,189,655.17	98,189,655.15
15	Embakasi South	98,189,655.17	98,189,655.15
16	Endebess	98,189,655.17	98,189,655.15
17	Gatanga	98,189,655.17	98,189,655.15
18	Gatundu South	98,189,655.17	98,189,655.15
19	Githunguri	98,189,655.17	98,189,655.15
20	Igembe Central	98,189,655.17	98,189,655.15
21	Ijara	98,189,655.17	98,189,655.15
22	Kajiado North	98,189,655.17	98,189,655.15

No.	Constituency	Allocation	Disbursed
23	Kamukunji	98,189,655.17	98,189,655.15
24	Kangundo	98,189,655.17	98,189,655.15
25	Karachuonyo	98,189,655.17	98,189,655.15
26	Kasipul	98,189,655.17	98,189,655.15
27	Kathiani	98,189,655.17	98,189,655.15
28	Khwisero	98,189,655.17	98,189,655.15
29	Kiambu Town	98,189,655.17	98,189,655.15
30	Kibra	98,189,655.17	98,189,655.15
31	Kibwezi West	98,189,655.17	98,189,655.15
32	Kilgoris	98,189,655.17	98,189,655.15
33	Kilifi North	98,189,655.17	98,189,655.15
34	Kilome	98,189,655.17	98,189,655.15
35	Kipipiri	98,189,655.17	98,189,655.15
36	Kirinyaga Central	98,189,655.17	98,189,655.15
37	Kisauni	98,189,655.17	98,189,655.15
38	Kisumu West	98,189,655.17	98,189,655.15
39	Kitutu Chache North	98,189,655.17	98,189,655.15
40	Kuresoi North	98,189,655.17	98,189,655.15
41	Kwanza	98,189,655.17	98,189,655.15
42	Lafey	98,189,655.17	98,189,655.15
43	Laikipia East	98,189,655.17	98,189,655.15
44	Laikipia North	98,189,655.17	98,189,655.15
45	Laikipia West	98,189,655.17	98,189,655.15
46	Lamu East	98,189,655.17	98,189,655.15
47	Likuyani	98,189,655.17	98,189,655.15
48	Limuru	98,189,655.17	98,189,655.15
49	Luanda	98,189,655.17	98,189,655.15
50	Malava	98,189,655.17	98,189,655.15
51	Malindi	98,189,655.17	98,189,655.15
52	Mandera North	98,189,655.17	98,189,655.15
53	Maragwa	98,189,655.17	98,189,655.15
54	Matuga	98,189,655.17	98,189,655.15
55	Mavoko	98,189,655.17	98,189,655.15
56	Molo	98,189,655.17	98,189,655.15
57	Moyale	98,189,655.17	98,189,655.15
58	Msambweni	98,189,655.17	98,189,655.15
59	Mumias East	98,189,655.17	98,189,655.15
60	Mwingi West	98,189,655.17	98,189,655.15
61	Naivasha	98,189,655.17	98,189,655.15

No.	Constituency	Allocation	Disbursed
62	Nambale	98,189,655.17	98,189,655.15
63	Narok North	98,189,655.17	98,189,655.15
64	Narok South	98,189,655.17	98,189,655.15
65	Narok West	98,189,655.17	98,189,655.15
66	Nyali	98,189,655.17	98,189,655.15
67	Pokot South	98,189,655.17	98,189,655.15
68	Rabai	98,189,655.17	98,189,655.15
69	Rongo	98,189,655.17	98,189,655.15
70	Ruaraka	98,189,655.17	98,189,655.15
71	Ruiru	98,189,655.17	98,189,655.15
72	Samburu East	98,189,655.17	98,189,655.15
73	Seme	98,189,655.17	98,189,655.15
74	South Imenti	98,189,655.17	98,189,655.15
75	Starehe	98,189,655.17	98,189,655.15
76	Suba South	98,189,655.17	98,189,655.15
77	Suna East	98,189,655.17	98,189,655.15
78	Suna West	98,189,655.17	98,189,655.15
79	Tigania West	98,189,655.17	98,189,655.15
80	Tinderet	98,189,655.17	98,189,655.15
81	Tongaren	98,189,655.17	98,189,655.15
82	Turkana North	98,189,655.17	98,189,655.15
83	Turkana West	98,189,655.17	98,189,655.15
84	Wajir North	98,189,655.17	98,189,655.15
85	Wajir South	98,189,655.17	98,189,655.15
86	Wajir West	98,189,655.17	98,189,655.15
87	Webuye East	98,189,655.17	98,189,655.15
	TOTAL	8,542,500,000	8,542,499,999

b. Constituencies that have received between 60% and 99% of the Allocation

One hundred and forty seven (147) of the Two Hundred and Ninety (290) constituencies have each received 60% and 99% of their allocation. The total amount disbursed to these constituencies is Kshs. **13,170,209,417.82**, leaving a balance of **Ksh.1,263,669,892.17**

No.	Constituency	Allocation	Disbursed	Balance
1	Aldai	98,189,655.17	89,161,333.35	9,028,321.82
2	Alego Usonga	98,189,655.17	95,898,757.55	2,290,897.62
3	Awendo	98,189,655.17	88,621,703.45	9,567,951.72
4	Balambala	98,189,655.17	96,489,655.15	1,700,000.02
5	Baringo South	98,189,655.17	97,189,655.15	1,000,000.02
6	Bomachoge Borabu	98,189,655.17	96,469,655.15	1,720,000.02
7	Bomachoge Chache	98,189,655.17	92,472,414.10	5,717,241.07
8	Bonchari	98,189,655.17	96,589,655.15	1,600,000.02
9	Borabu	98,189,655.17	97,789,655.15	400,000.02
10	Buuri	98,189,655.17	85,074,138.80	13,115,516.37
11	Chepalungu	98,189,655.17	86,810,344.80	11,379,310.37
12	Chesumei	98,189,655.17	71,405,172.00	26,784,483.17
13	Chuka/Igambang'ombe	98,189,655.17	90,313,793.10	7,875,862.07
14	Dadaab	98,189,655.17	86,810,344.80	11,379,310.37
15	Eldama Ravine	98,189,655.17	96,241,961.95	1,947,693.22
16	Embakasi East	98,189,655.17	74,405,172.00	23,784,483.17
17	Embakasi West	98,189,655.17	89,189,655.15	9,000,000.02
18	Emgwen	98,189,655.17	95,377,027.20	2,812,627.97
19	Emuhaya	98,189,655.17	96,239,655.15	1,950,000.02
20	Emuria Dikirr	98,189,655.17	86,810,344.80	11,379,310.37
21	Fafi	98,189,655.17	97,162,068.95	1,027,586.22
22	Funyula	98,189,655.17	83,352,574.40	14,837,080.77
23	Galole	98,189,655.17	96,015,389.25	2,174,265.92
24	Garissa Township	98,189,655.17	68,337,923.00	29,851,732.17
25	Garsen	98,189,655.17	96,188,234.10	2,001,421.07
26	Gem	98,189,655.17	91,439,655.15	6,750,000.02
27	Gichugu	98,189,655.17	71,405,172.00	26,784,483.17
28	Gilgil	98,189,655.17	93,849,655.15	4,340,000.02
29	Hamisi	98,189,655.17	97,389,655.15	800,000.02
30	Homa Bay Town	98,189,655.17	74,217,241.35	23,972,413.82
31	Igembe North	98,189,655.17	84,810,344.80	13,379,310.37

No.	Constituency	Allocation	Disbursed	Balance
32	Igembe South	98,189,655.17	97,189,655.15	1,000,000.02
33	Ikolomani	98,189,655.17	96,189,655.15	2,000,000.02
34	Isiolo North	98,189,655.17	95,453,447.25	2,736,207.92
35	Isiolo South	98,189,655.17	84,310,344.80	13,879,310.37
36	Juja	98,189,655.17	90,453,448.25	7,736,206.92
37	Kabete	98,189,655.17	95,453,448.25	2,736,206.92
38	Kabondo Kasipul	98,189,655.17	79,781,337.55	18,408,317.62
39	Kabuchai	98,189,655.17	95,339,655.12	2,850,000.05
40	Kacheliba	98,189,655.17	86,670,474.15	11,519,181.02
41	Kaiti	98,189,655.17	95,975,862.05	2,213,793.12
42	Kajiado South	98,189,655.17	97,689,655.15	500,000.02
43	Kaloleni	98,189,655.17	77,010,344.80	21,179,310.37
44	Kandara	98,189,655.17	95,889,655.15	2,300,000.02
45	Kanduyi	98,189,655.17	83,074,137.90	15,115,517.27
46	Kangema	98,189,655.17	97,962,068.95	227,586.22
47	Kapenguria	98,189,655.17	95,453,448.25	2,736,206.92
48	Kapseret	98,189,655.17	88,953,448.25	9,236,206.92
49	Keiyo North	98,189,655.17	79,810,344.80	18,379,310.37
50	Kiambaa	98,189,655.17	97,456,055.15	733,600.02
51	Kibwezi East	98,189,655.17	81,089,448.25	17,100,206.92
52	Kikuyu	98,189,655.17	86,810,344.80	11,379,310.37
53	Kilifi South	98,189,655.17	94,189,655.15	4,000,000.02
54	Kimilili	98,189,655.17	96,227,028.15	1,962,627.02
55	Kinango	98,189,655.17	86,810,344.80	11,379,310.37
56	Kinangop	98,189,655.17	95,285,345.15	2,904,310.02
57	Kipkelion East	98,189,655.17	89,189,655.15	9,000,000.02
58	Kipkelion West	98,189,655.17	92,989,655.15	5,200,000.02
59	Kisumu Central	98,189,655.17	84,153,449.15	14,036,206.02
60	Kisumu East	98,189,655.17	98,089,655.15	100,000.02
61	Kitui Central	98,189,655.17	98,063,463.05	126,192.12
62	Kitui East	98,189,655.17	92,989,655.15	5,200,000.02
63	Kitutu Chache South	98,189,655.17	71,405,172.00	26,784,483.17
64	Kitutu Masaba	98,189,655.17	71,405,172.00	26,784,483.17
65	Kuresoi South	98,189,655.17	95,989,655.15	2,200,000.02
66	Kuria East	98,189,655.17	97,989,655.15	200,000.02
67	Lagdera	98,189,655.17	94,189,655.15	4,000,000.02
68	Langata	98,189,655.17	93,453,448.25	4,736,206.92
69	Lari	98,189,655.17	91,889,655.15	6,300,000.02
70	Likoni	98,189,655.17	95,589,655.15	2,600,000.02

No.	Constituency	Allocation	Disbursed	Balance
71	Loima	98,189,655.17	96,725,862.05	1,463,793.12
72	Lugari	98,189,655.17	89,689,655.15	8,500,000.02
73	Lunga Lunga	98,189,655.17	81,410,344.80	16,779,310.37
74	Maara	98,189,655.17	88,403,448.25	9,786,206.92
75	Machakos Town	98,189,655.17	86,810,344.80	11,379,310.37
76	Magarini	98,189,655.17	85,174,137.80	13,015,517.37
77	Makadara	98,189,655.17	88,189,655.15	10,000,000.02
78	Mandera East	98,189,655.17	95,736,204.15	2,453,451.02
79	Mandera South	98,189,655.17	86,810,344.80	11,379,310.37
80	Mandera West	98,189,655.17	97,492,449.15	697,206.02
81	Manyatta	98,189,655.17	97,812,068.95	377,586.22
82	Marakwet East	98,189,655.17	71,405,172.00	26,784,483.17
83	Masinga	98,189,655.17	91,489,655.15	6,700,000.02
84	Matayos	98,189,655.17	92,689,655.15	5,500,000.02
85	Mathioya	98,189,655.17	96,453,449.15	1,736,206.02
86	Mathira	98,189,655.17	97,003,447.15	1,186,208.02
87	Matungu	98,189,655.17	90,689,655.15	7,500,000.02
88	Matungulu	98,189,655.17	86,810,344.80	11,379,310.37
89	Mbeere North	98,189,655.17	86,310,344.80	11,879,310.37
90	Mogotio	98,189,655.17	95,669,655.15	2,520,000.02
91	Mosop	98,189,655.17	96,453,448.25	1,736,206.92
92	Mt. Elgon	98,189,655.17	92,689,655.15	5,500,000.02
93	Muhoroni	98,189,655.17	86,810,344.80	11,379,310.37
94	Mukurweini	98,189,655.17	74,956,295.75	23,233,359.42
95	Mumias West	98,189,655.17	97,189,655.15	1,000,000.02
96	Mwala	98,189,655.17	72,289,655.15	25,900,000.02
97	Mwatate	98,189,655.17	80,339,258.90	17,850,396.27
98	Nakuru Town East	98,189,655.17	76,810,344.80	21,379,310.37
99	Nakuru Town West	98,189,655.17	96,189,655.15	2,000,000.02
100	Nandi Hills	98,189,655.17	71,405,172.00	26,784,483.17
101	Narok East	98,189,655.17	86,810,344.80	11,379,310.37
102	Navakholo	98,189,655.17	96,689,655.15	1,500,000.02
103	Ndaragwa	98,189,655.17	95,750,862.00	2,438,793.17
104	Ndhiwa	98,189,655.17	95,462,069.15	2,727,586.02
105	Njoro	98,189,655.17	95,189,655.15	3,000,000.02
106	North Horr	98,189,655.17	91,689,655.15	6,500,000.02
107	North Imenti	98,189,655.17	96,289,655.15	1,900,000.02
108	North Mugirango	98,189,655.17	72,793,965.35	25,395,689.82
109	Nyando	98,189,655.17	86,810,344.80	11,379,310.37

No.	Constituency	Allocation	Disbursed	Balance
110	Nyaribari Chache	98,189,655.17	89,389,655.15	8,800,000.02
111	Nyaribari Masaba	98,189,655.17	96,189,655.15	2,000,000.02
112	Nyatike	98,189,655.17	93,189,655.15	5,000,000.02
113	Ol Joro Orok	98,189,655.17	91,189,655.15	7,000,000.02
114	Ol Kalou	98,189,655.17	86,810,344.80	11,379,310.37
115	Othaya	98,189,655.17	86,810,344.80	11,379,310.37
116	Rangwe	98,189,655.17	91,889,655.15	6,300,000.02
117	Rarieda	98,189,655.17	94,789,655.15	3,400,000.02
118	Rongai	98,189,655.17	90,189,655.15	8,000,000.02
119	Roysambu	98,189,655.17	86,810,344.80	11,379,310.37
120	Sabatia	98,189,655.17	96,189,655.15	2,000,000.02
121	Saku	98,189,655.17	98,089,655.15	100,000.02
122	Samburu North	98,189,655.17	86,810,344.80	11,379,310.37
123	Samburu West	98,189,655.17	86,810,344.80	11,379,310.37
124	Sigor	98,189,655.17	87,789,655.15	10,400,000.02
125	Sigowet/Soin	98,189,655.17	86,810,344.80	11,379,310.37
126	Sotik	98,189,655.17	95,789,655.15	2,400,000.02
127	South Mugirango	98,189,655.17	71,405,172.00	26,784,483.17
128	Soy	98,189,655.17	95,889,655.15	2,300,000.02
129	Tarbaj	98,189,655.17	86,810,344.80	11,379,310.37
130	Taveta	98,189,655.17	66,189,655.15	32,000,000.02
131	Teso North	98,189,655.17	95,189,655.15	3,000,000.02
132	Teso South	98,189,655.17	96,189,655.15	2,000,000.02
133	Tharaka	98,189,655.17	97,189,655.15	1,000,000.02
134	Tiaty	98,189,655.17	71,405,172.00	26,784,483.17
135	Tigania East	98,189,655.17	94,689,655.15	3,500,000.02
136	Turkana Central	98,189,655.17	92,789,448.25	5,400,206.92
137	Turkana East	98,189,655.17	85,753,448.25	12,436,206.92
138	Turkana South	98,189,655.17	92,225,948.25	5,963,706.92
139	Ugenya	98,189,655.17	85,774,177.65	12,415,477.52
140	Ugunja	98,189,655.17	97,189,655.15	1,000,000.02
141	Uriri	98,189,655.17	89,669,655.15	8,520,000.02
142	Vihiga	98,189,655.17	90,389,655.15	7,800,000.02
143	Voi	98,189,655.17	71,405,172.00	26,784,483.17
144	Wajir East	98,189,655.17	85,310,344.80	12,879,310.37
145	Webuye West	98,189,655.17	97,939,655.15	250,000.02
146	Wundanyi	98,189,655.17	97,962,068.90	227,586.27
147	Yatta	98,189,655.17	96,453,448.15	1,736,207.02
		14,433,879,309.99	13,170,209,417.82	1,263,669,892.17

c. Constituencies that have received between 40% and 59% of the Allocation

Fifty-Six (56) of the two hundred and ninety (290) constituencies have each received between 40% to 59% of their allocations. The amount so far disbursed to these constituencies is Kshs. **2,418,839,396**, leaving a balance of Kshs. **3,079,781,293** for disbursement.

No.	Constituency	Allocation	Disbursed	Balance
1	Baringo Central	98,189,655.17	40,251,869.00	57,937,786.17
2	Baringo North	98,189,655.17	43,405,172.00	54,784,483.17
3	Bobasi	98,189,655.17	43,405,172.00	54,784,483.17
4	Bondo	98,189,655.17	43,405,172.00	54,784,483.17
5	Budalangi	98,189,655.17	43,405,172.00	54,784,483.17
6	Bura	98,189,655.17	43,405,172.00	54,784,483.17
7	Butula	98,189,655.17	43,405,172.00	54,784,483.17
8	Changamwe	98,189,655.17	49,094,827.00	49,094,828.17
9	Cherangany	98,189,655.17	43,405,172.00	54,784,483.17
10	Dagoretti South	98,189,655.17	31,383,620.00	66,806,035.17
11	Embakasi North	98,189,655.17	43,405,172.00	54,784,483.17
12	Ganze	98,189,655.17	43,405,172.00	54,784,483.17
13	Gatundu North	98,189,655.17	43,405,172.00	54,784,483.17
14	Jomvu	98,189,655.17	43,405,172.00	54,784,483.17
15	Kajiado Central	98,189,655.17	43,405,172.00	54,784,483.17
16	Kajiado East	98,189,655.17	43,405,172.00	54,784,483.17
17	Kajiado West	98,189,655.17	43,405,172.00	54,784,483.17
18	Kasarani	98,189,655.17	43,405,172.00	54,784,483.17
19	Keiyo South	98,189,655.17	43,405,172.00	54,784,483.17
20	Kesses	98,189,655.17	43,405,172.00	54,784,483.17
21	Kieni	98,189,655.17	43,405,172.00	54,784,483.17
22	Kigumo	98,189,655.17	43,405,172.00	54,784,483.17
23	Kiharu	98,189,655.17	43,405,172.00	54,784,483.17
24	Kimini	98,189,655.17	43,405,172.00	54,784,483.17
25	Kitui Rural	98,189,655.17	43,405,172.00	54,784,483.17
26	Kitui South	98,189,655.17	43,405,172.00	54,784,483.17
27	Kitui West	98,189,655.17	43,405,172.00	54,784,483.17
28	Konoin	98,189,655.17	43,405,172.00	54,784,483.17
29	Kuria West	98,189,655.17	43,405,172.00	54,784,483.17
30	Laisamis	98,189,655.17	43,405,172.00	54,784,483.17
31	Lamu West	98,189,655.17	37,905,172.00	60,284,483.17

No.	Constituency	Allocation	Disbursed	Balance
32	Lurambi	98,189,655.17	43,405,172.00	54,784,483.17
33	Makueni	98,189,655.17	43,405,172.00	54,784,483.17
34	Marakwet west	98,189,655.17	43,405,172.00	54,784,483.17
35	Mathare	98,189,655.17	43,405,172.00	54,784,483.17
36	Mbeere South	98,189,655.17	43,405,172.00	54,784,483.17
37	Mbooni	98,189,655.17	43,405,172.00	54,784,483.17
38	Moiben	98,189,655.17	43,405,172.00	54,784,483.17
39	Mvita	98,189,655.17	43,405,172.00	54,784,483.17
40	Mwea	98,189,655.17	43,405,172.00	54,784,483.17
41	Mwingi Central	98,189,655.17	43,405,172.00	54,784,483.17
42	Mwingi North	98,189,655.17	43,405,172.00	54,784,483.17
43	Ndia	98,189,655.17	49,094,827.20	49,094,827.97
44	Nyakach	98,189,655.17	43,405,172.00	54,784,483.17
45	Nyeri Town	98,189,655.17	43,405,172.00	54,784,483.17
46	Runyenjes	98,189,655.17	43,405,172.00	54,784,483.17
47	Saboti	98,189,655.17	40,850,481.00	57,339,174.17
48	Shinyalu	98,189,655.17	43,405,172.00	54,784,483.17
49	Sirisia	98,189,655.17	43,405,172.00	54,784,483.17
50	Suba North	98,189,655.17	43,405,172.00	54,784,483.17
51	Subukia	98,189,655.17	43,405,172.00	54,784,483.17
52	Tetu	98,189,655.17	43,405,172.00	54,784,483.17
53	Thika Town	98,189,655.17	43,405,172.00	54,784,483.17
54	Turbo	98,189,655.17	43,405,172.00	54,784,483.17
55	West Mugirango	98,189,655.17	43,405,172.00	54,784,483.17
56	Westlands	98,189,655.17	43,405,172.00	54,784,483.17
	TOTAL	5,498,620,690	2,418,839,396	3,079,781,293

2.3. RESTRICTION IMPOSED ON A CONSTITUENCY ACCOUNT

The NG-CDF Board management did not impose restriction on any Constituency account during the first quarter of 2018/19 Financial Year.

3.0. COMMITTEE OBSERVATIONS

During the deliberation on the report, the Committee made the following observations: -

1. Section 4(a) of the NG-CDF Act provides that a minimum of 2.5% of the National Government's share of revenue as divided by the annual Division of Revenue Act be allocated to the fund. In the Financial Year 2017/18, the Board was allocated Ksh.30.958 billion which was 2.5% of the said revenue. However, in the First Supplementary budget, the allocation was reduced to Ksh.26.5 billion and in the Second Supplementary it was increased to Ksh.29.8 billion which is equivalent to 2.4 % of the National Governments share.
2. The National Treasury still owes the National Government Constituencies Development Board arrears of Ksh.4, 976,750,000.

4.0. COMMITTEE RECOMMENDATIONS

In view of the above observations, the Committee made the following recommendations: -

1. Regarding the *failure to meet the 2.5% threshold* the committee recommends that the Treasury Cabinet Secretary be held responsible for violating Section 4(a) of the NG-CDF Act that provides that a minimum of 2.5% of the National

Government's share of revenue as divided by the annual Division of Revenue Act be allocated to the Fund.

2. Concerning the ***Ksh.4, 976,750,000 arrears*** still owed to the National Governments Constituencies Development Fund Board, the Committee recommends that the Cabinet Secretary, National Treasury, expedites the release of the money.

MINUTES OF THE 33RD MEETING OF THE NATIONAL ASSEMBLY SELECT COMMITTEE ON GOVERNMENT CONSTITUENCY DEVELOPMENT FUND HELD ON THURSDAY 28TH AUGUST 2018 AT 10TH FLOOR HARAMBEE PLAZA, AT 11.00 AM

MEMBERS PRESENT

1. Hon. Richard MaoreMaoka, MP -**Chairperson**
2. Hon. Omar Maalim, MP – **Vice Chairperson**
3. Hon. Mwalyo Joshua, MP
4. Hon. Benjamin Gathiru Mwangi, MP
5. Hon. Fred Kapondi Chesebe, MP
6. Hon. James Mukwe, MP
7. Hon. Janet Jepkemboi Sitienei, MP
8. Hon. Mishi Mboko, MP
9. Hon. Mary Wamaua Waithira, MP
10. Hon. Sharif Athman, MP
11. Hon. Richard Tongi, MP
12. Hon. Titus Khamala, MP

APOLOGIES

1. Hon. Fred Ouda, MP
2. Hon. Kassim Sawa Tandaza, MP
3. Hon. Johanna Ngeno, MP
4. Hon. Moses K. Lessonet, MP
5. Hon. Emmanuel Wangwe, MP
6. Hon. Sophia Abdi Noor, MP
7. Hon. Alfa Ondieki, MP

IN ATTENDANCE: KENYA NATIONAL ASSEMBLY SECRETARIAT

- | | |
|------------------------|-------------------------|
| 1. Mr. Johnston Kioko | -Second Clerk Assistant |
| 2. Ms. Naserian Lotuai | -Third Clerk Assistant |
| 3. Ms. Farida Ngasura | -Audio Officer |

AGENDA

1. Preliminaries
2. **Confirmation of Minutes**
3. **Adoption of Report on Status of Disbursements of funds as at 28th August 2018**
4. **Adoption of the 3rd Chapter ICPAK Seminar London, United Kingdom held from 3rd to 6th July 2018.**
5. Adjournment.

MIN. NA/DCS/NG-CDF /2018/151: PRELIMINARIES

The Chairperson called the meeting to order at 11:28 am with a word of prayer by, Hon. Mary Wamaua , MP.

MIN. NA/DCS/NG-CDF /2018/152: CONFIRMATION OF MINUTES

Minutes of the 30th Sitting were confirmed by the Committee as true deliberations of the meeting and was proposed by Hon. Mishi Mboko, MP and seconded by Hon. Titus Khamala, MP

Minutes of the 31st Sitting were confirmed as true deliberations of the meeting and was confirmed by Hon. Benjamin Gathiru, MP and seconded by Hon. Joshua Mwalyo,MP

Minutes of the 32nd Sitting were confirmed as true record of the meeting and was proposed by Hon. Fred Kapondi, MP and seconded by Hon. Joshua Mwalyo,MP

MIN. NA/DCS/NG-CDF /2018/153: ADOPTION OF THE REPORT ON STATUS OF DISBURSEMENTS OF FUNDS TO NG-CDF BOARD AND THE 3RD ICPAK CHAPTER SEMINAR-LONDON, UNITED KINGDOM 3RD TO 6TH JULY 2018.

The report on the status of disbursements of funds to the NG-CDF as at 28th of August 2018 was adopted by the Committee having been proposed by Hon. Fred Kapondi Chesebe, MP and seconded by Hon. Mishi Mboko, MP.


The report of the 3rd ICPAK Chapter Seminar -London, United Kingdom that was held from 3rd to 6th July 2018, was adopted by the Committee having been proposed by Hon. Janet Sitienei, MP and seconded by Hon. Joshua Mwalyo, MP.

MIN.NA/DCS/NG-CDF/2018/154: ANY OTHER BUSINESS


The Committee resolved to undertake capacity building training by ICPAK in Mombasa from 13th to 16th September 2018.

MIN. NA/DCS /NGCDF /2018/155: ADJOURNMENT

There being any other business, the Chair adjourned the meeting at Twenty-five minutes to One O'clock. Members to be notified on the date of the next meeting.

Signature 

HON RICHARD MAORE MAOKA, M.P.

Date.....  (Chairperson)

REPUBLIC OF KENYA



TWELFTH PARLIAMENT – SECOND SESSION - 2018




THE NATIONAL ASSEMBLY

ADOPTION LIST

REPORT ON STATUS OF DISBURSEMENTS OF FUNDS TO THE NATIONAL GOVERNMENT CONSTITUENCIES DEVELOPMENT FUND AS AT 7TH AUGUST 2018.

DATE: 28TH AUGUST 2018

	NAME	SIGNATURE
1.	Hon.Richard Maore Maoka,MP	
2.	Hon.Omar Mohamed Maalim MP	
3.	Hon.Mishi Mboko,MP	
4.	Hon.Fred Ouda,MP	
5.	Hon.Fred Kapondi Chesebe,MP	
6.	Hon.Sophia Abdi Noor,MP	
7.	Hon.Emmanuel Wangwe,MP	
8.	Hon.Johanna Ngeno,MP	
9.	Hon.Titus Khamala,MP	
10.	Hon.Richard Tongi,MP	
11.	Hon.Moses Lessonet ,MP	
12.	Hon.Alfa Ondieki,MP	
13.	Hon.Benjamin Gathiru Mwangi,MP	
14.	Hon.James Mukwe,MP	
15.	Hon.Janet Jepkemboi Sitienei,MP	
16.	Hon.Kasim Sawa Tandaza,MP	

17.	Hon.Sharif Athman Ali,MP	
18.	Hon. Mwalyo Joshua,MP	
19.	Hon.Mary Wamaua Waithira ,MP	

SIGN

JOHNSTON KIOKO