



**ELECTORAL COMMISSION
OF KENYA**

**2002
GENERAL ELECTIONS
REPORT**


2002



GENERAL ELECTIONS REPORT

NATIONAL ASSEMBLY LIBRARY
ACCESSION No. 324.5
LOCATION

KENYA NATIONAL ASSEMBLY LIBRARY
Accession: 10012589
Call No: 324 ECK.



NATIONAL ASSEMBLY LIBRARY
ACCESSION No. 324.5
LOCATION

Electoral Commission of Kenya
Anniversary Towers, 6th Floor
University Way
P.O Box 45371 – 00100
NAIROBI, KENYA

Published in 2004 by:

Electoral Commission of Kenya
Anniversary Towers, 6th Floor
University Way
P.O Box 45371 – 00100
NAIROBI, KENYA

Tel: 020-222072 Fax: 020-219185

E-Mail - eck@nbnet.co.ke

Website – www.eck.or.ke

Printed by:

Lino Typesetters (Kenya) Ltd.
P.O. Box 44876 – 00100 GPO
Nairobi, Kenya

E-mail: linotype@wananchi.com

Copyright:

© Electoral Commission of Kenya, 2004

All rights reserved

TABLE OF CONTENTS

TABLE OF CONTENTS	i
LIST OF ABBREVIATIONS AND ACRONYMS.....	v
ACKNOWLEDGEMENTS	vii
FOREWORD	ix
INTRODUCTION	1
1.1 PURPOSE OF THE REPORT	1
1.2 APPROACH	1
1.3 SOURCES OF DATA	2
1.4 STRUCTURE OF THE REPORT	3
THE LEGAL FRAMEWORK FOR ELECTIONS IN KENYA	5
2.1 INTRODUCTION	5
2.2 THE CONSTITUTION OF KENYA.....	5
2.3. THE NATIONAL ASSEMBLY AND PRESIDENTIAL ELECTIONS ACT	8
2.4. THE ELECTORAL CODE OF CONDUCT	8
2.5. THE LOCAL GOVERNMENT ACT.	8
2.6. ELECTION OFFENCES ACT.....	9
2.7. THE PUBLIC ORDER AND THE PRESERVATION OF PUBLIC SECURITY ACT.	10
2.8. THE SOCIETIES ACT.	10
2.9. THE CONSTITUTIONS OF POLITICAL PARTIES	11
2.10.THE PENAL CODE	11
2.11.THE KENYA BROADCASTING CORPORATION ACT	11
2.12.THE POLICE ACT.....	13
2.13.THE INTERPRETATION OF GENERAL PROVISIONS ACT.....	13
2.14.SUMMARY OF LEGAL PROCEDURES FOR THE HOLDING OF ELECTIONS.....	14
ADMINISTRATIVE FRAMEWORK FOR ELECTIONS IN KENYA	15
3.1. THE ELECTORAL COMMISSION OF KENYA.....	15
3.2. ESTABLISHMENT OF ELECTORAL COMMISSION	16
3.3. THE SECRETARIAT	18
3.4. THE ELECTION OFFICIALS	19

PREPARATION FOR 2002 GENERAL ELECTIONS	25
4.1 THE FORMATION OF COMMISSION COMMITTEES WITH SET FOUR OBJECTIVES WHICH FOCUSED ON THE 2002 ELECTIONS;	25
4.2. ELECTION VIOLENCE AND CONFLICT MANAGEMENT	28
4.2.1 <i>The Electoral Code of Conduct Management Committee</i>	28
4.2.2 <i>Constituency Peace Committees</i>	28
4.2.3 <i>Liaison Committee with Police</i>	29
4.3. SETTING UP OF A SECRETARIAT;	29
4.4 EVALUATION OF THE 1997 ELECTIONS IN PREPARATION FOR THE 2002 GENERAL ELECTIONS	30
4.5 CONDUCTING OF ANNUAL NATIONAL VOTER REGISTRATION EXERCISES;	31
4.5.1 <i>Registration of Voters</i>	31
4.5.2 <i>2002 Voters' Register</i>	33
4.6 SEEKING GREATER COOPERATION BETWEEN ECK AND POLITICAL PARTIES	36
4.7 IDENTIFYING AREAS OF LEGAL AND ELECTORAL REFORMS AND LOBBYING FOR THEIR ENACTMENT EARLY ENOUGH;	37
4.7.1 <i>Identification of candidates' agents</i>	37
4.7.2 <i>Nominations of Presidential and Parliamentary candidates</i>	38
4.7.3 <i>Disruption of Nomination</i>	38
4.7.4 <i>Procedure after the Closure of Nominations</i>	38
4.7.5 <i>Keeping Law and Order at Polling Stations</i>	39
4.7.6 <i>Death of candidates</i>	39
4.7.7 <i>Assisted Voters</i>	39
4.7.8 <i>Counting of votes</i>	40
4.7.9 <i>Voting by patients and pastoralists</i>	41
4.7.10 <i>Accreditation of election observers</i>	41
4.7.11 <i>Presence of party agents</i>	41
4.8 FORGING CLOSER WORKING RELATIONSHIPS BETWEEN ECK, CIVIL SOCIETY, RELIGIOUS ORGANIZATIONS AND NGOs;	42
4.9 INTENSIFYING DISSEMINATION OF VOTER EDUCATION IN THE COUNTRY;	43
4.10 ENHANCING INTERACTION BETWEEN ECK, VARIOUS GOVERNMENT MINISTERIES AND DEPARTMENTS, AND OTHER RELATED INSTITUTIONS;	45
4.11 REACHING OUT TO VARIOUS NATIONAL AND INTERNATIONAL ORGANIZATIONS;	46
4.12. BOUNDARY REVIEW	47
4.12.1 <i>Parliamentary Constituencies</i>	47
4.12.2 <i>Local Authorities Review</i>	47
4.12.3 <i>Additional Electoral Areas</i>	48

4.13	ENHANCING INTERACTION BETWEEN ECK AND THE MEDIA	49
4.13.1	<i>The Media Centre</i>	49
4.13.2	<i>Media Guidelines</i>	49
4.13.3	<i>Media Campaign</i>	50
4.14.	PERSONNEL RECRUITMENT AND TRAINING	51
4.15	LOGISTICS AND CO-ORDINATION	53
4.15.1	<i>Budget & Finance</i>	53
4.15.2	<i>Transport</i>	55
4.15.3	<i>Procurement of election materials</i>	57
4.15.4	<i>The storage of election materials</i>	57
4.15.5	<i>The Election Personnel</i>	57
4.15.6	<i>Deliveries and Distribution of Election Materials and Equipment</i>	58
4.16	COMMUNICATION AND INFORMATION TECHNOLOGY	60
	NOMINATIONS	61
5.1	POLITICAL REALIGNMENT AHEAD OF THE 2002 GENERAL ELECTIONS	61
5.2	INTRA-PARTY NOMINATIONS	62
5.3	ECK NOMINATIONS	63
5.3.1	<i>Presidential Nominations</i>	63
5.3.2	<i>Parliamentary Nominations</i>	64
5.3.3	<i>Civic Nominations</i>	64
5.4	DOUBLE/MULTIPLE NOMINATIONS	64
	CAMPAIGNS FOR THE 2002 GENERAL ELECTION	67
6.1.	DEFINITION AND INTRODUCTORY REMARKS	67
6.2.	THE LEGAL FRAMEWORK	67
6.3.	THE ELECTION OFFENCES ACT AND THE ELECTORAL CODE OF CONDUCT	68
6.4.	ELECTION CAMPAIGN PREPARATORY MEASURES	69
6.7.	ROLE OF ECK IN THE CAMPAIGN	70
6.8.	THE ROLE OF THE POLICE AND GOVERNMENT	71
6.9.	ROLE OF POLITICAL PARTIES AND THE YOUTH	72
	POLLING AND POST-POLLING DAY ACTIVITIES	73
7.1	POLLING STATION SET-UP AND PREPARATION	73
7.2	PREPARATION FOR VOTING	74
7.3	OPENING TIME AND COMMENCEMENT OF VOTING	74
7.4	CLOSING OF POLLING	75
7.5	COUNTING AND DECLARATION OF RESULTS	76

7.6	TALLYING AND ANNOUNCING OF RESULTS	77
7.6.1	<i>Presidential Elections</i>	77
7.6.2	<i>Parliamentary and Civic Elections</i>	79
	EMERGING ISSUES AND RECOMMENDATIONS	81
8.1	ELECTORAL VIOLENCE	81
8.2	TIMING OF ELECTIONS	82
8.3	VOTER EDUCATION	82
8.4	VOTER REGISTRATION	82
8.5	INSTITUTIONALISATION OF POLITICAL PARTIES	83
8.6	PARTY NOMINATIONS	83
8.7	CAPACITY BUILDING FOR ECK	84
8.8	FUNDING THE ECK	84
8.9	THE ROLE OF CIVIL SOCIETY IN THE ELECTORAL PROCESS	84
8.10	THE ROLE OF THE MEDIA IN THE ELECTORAL PROCESS	84
8.11	RESOLUTION OF DISPUTES ARISING FROM ELECTION OUTCOMES	86
8.12	CLARIFICATION OF THE ROLE OF THE POLICE IN THE ELECTORAL PROCESS	86
8.13	LOCAL GOVERNMENT ACT	87
8.14	CODIFICATION OF ELECTORAL LAW	87
8.15	CONSTITUTIONAL REVIEW	88
8.16	KEY RECOMMENDATIONS FROM ELECTION OBSERVERS.....	88
	APPENDICES	95

LIST OF ABBREVIATIONS AND ACRONYMS

AIE	Authority to Incur Expenditure
ARO	Assistant Returning Officer
ASK	Agricultural Society of Kenya
AUSAID	Australian Agency for International Development
CBVEs	Community Based Voter Educators
CCU	Chama Cha Umma
CIDA	Canadian International Development Agency
CJPC	Catholic Justice and Peace Commission
CKRC	Constitution of Kenya Review Commission
COPE	Coalition for Peaceful Elections
DAP	Democratic Assistance Party
DC	District Commissioner
DCPD	Democratic Congress Party of Kenya
DEC	District Election Co-ordinator
DFID	Department for International Development
DO	District Officer
DP	Democratic Party of Kenya
DPO	Deputy Presiding Officer
DRO	Deputy Returning Officer
ECK	Electoral Commission of Kenya
EIP	Economic Independent Party
EJPC	Ecumenical Justice and Peace Commission
FORD – A	Forum for the Restoration of Democracy – Asili
FORD – K	Forum for the Restoration of Democracy – Kenya
FORD – P	Forum for the Restoration of Democracy for the People
FPK	Federal Party of Kenya
GAP	Green African Party
ID	Identity Card
IDASA	Institute for Democratic Alternatives in South Africa
IED	Institute for Education in Democracy
IPK	Islamic Party of Kenya
IPPG	Inter-Parties Parliamentary Group
KANU	Kenya African National Union
KBC	Kenya Broadcasting Corporation
K-DOP	Kenya Domestic Observation Programme
KEC	Kenya Episcopal Conference
KIENDA	Kenya National Democratic Alliance
KHRC	Kenya Human Rights Commission
KNC	Kenya National Congress
KNPDP	Kenya Nationalist People's Democratic Party
KPPP	Kenya Party of Proletariat and Peasants
KPIP	Kenya Patriotic Trust Party
KRRP	Kenya Reformation Republican Party
KSC	Kenya Social Congress
KTN	Kenya Television Network
LKWV	League of Kenya Women Voters
LPK	Liberal Party of Kenya
MP	Member of Parliament

NAK	National Alliance party of Kenya
NARC	National Rainbow Coalition
NCCK	National Council of Churches of Kenya
NCWK	National Council of Women of Kenya
NDI	National Democratic Institute for International Affairs
NDP	National Development Party of Kenya
NGO	Non-Governmental Organisation
NPDP	New People's Democratic Party
NTP	National Treaty Party
OCS	Officer in Charge of Station
OMR	Optical Mark Reader
PICK	Party of Independent Candidates of Kenya
PO	Presiding Officer
RNE	Royal Netherlands Embassy
RO	Returning Officer
RPKU	Reform of Political and Kenya Union
RRP	Republican Reformed Party
SDP	Social Democratic Party
SIDA	Swedish International Development Cooperation Agency
SPK	Shirikisho Party of Kenya
UAP	United Agri Party
UMMA	Umma Patriotic Party of Kenya
UNDP	United Nations Development Programme
UNV	United Nations Volunteers
UPF	United Patriouc Front
UPPK	United People's Party of Kenya
USAID	United States Agency for International Development
WFD	Westminster Foundation for Democracy

ACKNOWLEDGEMENTS

In a functional democracy, the onus of holding transparent free and fair elections can not be over-emphasized. This is more so when the elections are transitional as was the case for the 2002 General Elections in Kenya. This report attempts to provide the researcher and the reading public with detailed information on the varied options used in the conduct of the 2002 General Elections.

ECK extends its gratitude to all its Commissioners and Senior Staff for their contributions to the compilation of this report. ECK would like to particularly thank the ECK Chairman, Mr. S. M. Kivuitu, Commissioners Habel Nyamu, Wangui Karanja, Ambassador Jack Tumwa and Edward Cheronu and Commission Secretary, J. H. Tsola who constituted the Editing Committee for their excellent suggestions in improving the text. ECK is also grateful to its secretariat staff for their conceptual output in the report, and especially Mani Lemayian and David Kiiru for their contributions in drafting the report. Martha Munyao deserves special mention for her tireless effort and patience in keying in the many changes made in the compilation of the report.

ECK would also like to thank the Institute for Education in Democracy (IED) in its collaborative effort in writing this report and particularly its lead consultant Dr. F. Matiang'i for his assistance in coordinating the initial sessions in planning for the writing this report.

Finally ECK acknowledges the United Nations Development Programme (UNDP) and Australian International Agency for Development (AUSAID) for financial support in the development of the 2002 General Elections Report.



J. H. Tsola

Commission Secretary

FOREWORD

For the first time since independence, Kenya faced transitional General Elections in the year 2002. The sitting president was retiring and constitutionally ineligible for re-election pursuant to the two-term rule enacted following the amendments of the Constitution of Kenya in 1991. The elections were the third since the re-introduction of multiparty democracy in the country. Against this backdrop, conducting the 2002 General Elections was a historical challenge for ECK.

The cardinal constitutional mandate of ECK is to administer elections. A lot comes with this obligation. It is ECK's responsibility to conduct voter education and help enhance the capacity of Kenyan voters to effectively participate in the electoral process. Conducting elections also behoves on ECK to take into consideration all factors that would militate against democratic, free and fair elections. These responsibilities call for professionalism and objectivity.

Democratic elections are a foundational feature of a functioning democracy. ECK's role is impartial, transparent and professional. In furtherance of these objectives, ECK publishes a comprehensive report after every General Election, detailing every aspect of its conduct of the electoral process.

The entire experience of ECK's conduct of the 2002 General Elections is presented in this report whose primary purpose is to inform the public and fulfil the demand for accountability and impartiality in its work. The report starts with background information on ECK's constitutional mandate, narrates the experiences of preparing for and administering the elections. It also presents statistics on the results of the presidential, Parliamentary and civic elections, registration of voters, ECK's budget and a bird's eye view analysis of participation in the electoral process from a gender perspective.

A number of changes on the electoral laws and Regulations made a significant difference in the administration of the 2002 General Elections compared to earlier elections. Based on past experience, ECK commissioned a study on electoral violence in Kenya and adopted some of the recommendations of the study in the management of the electoral process in the build up to 2002. In an effort to eradicate electoral violence ECK constituted constituency based Peace Committees to address electoral violence. An ad-hoc committee dealing with election violence and related malpractices at ECK headquarters, went a long way to enforce compliance with the Election Offences Act and the Electoral Code of Conduct.

10,451,150 voters were registered to participate in the 2002 General Elections. In the build up to the elections, ECK conducted longer registration exercises than it had ever done in previous elections. However, scarcity of resources stood in the way of ECK's plan to conduct voter registration for a longer period.

Although far less than the scale intended by ECK, voter education was conducted in collaboration with some civil society organisations and donor agencies. A series of training sessions on voter education and electoral administration and management between 2000 and 2002 enhanced the performance capacity of ECK during the 2002 General Elections.

The review of civic ward boundaries led to the abolition of 851 wards. The resultant effect of this was a slight reduction in the cost of administering civic elections and streamlining civic representation. Although the decisions of ECK did not receive unanimous concurrence, they were in the best interests of the country and the electoral process.

The most outstanding change was ECK's proposal that vote counting be done at the polling stations. Although sections of the political establishment opposed this move, it paid dividends because it made the process of counting and tallying much easier and faster. In the final analysis this, together with other changes, minimised chances of malpractices during the polling and counting of votes.

Consequent to the experience of conducting the 2002 General Elections, it is the considered view of ECK that it should be allocated more resources to strengthen its institutional capacity especially in areas relating to voter education, voter registration and enforcement of the Electoral Code of Conduct. ECK hopes that with the impending review of the Constitution of Kenya, legal and administrative challenges faced during the 2002 General Elections will be adequately addressed.



Mr. Samuel M. Kivuitu, EBS, CBS
Chairman
Electoral Commission of Kenya

CHAPTER 1

INTRODUCTION

1.1 Purpose of the Report

Elections are periodic events in democratic societies. Although the Electoral Commission of Kenya (ECK) has regularly administered elections since 1992, no two elections are the same. Each election and the build up process to it are unique. The 27th December 2002 General Elections were different and presented a whole set of new challenges especially in view of the fact that the country's population had grown, become more enlightened and was perhaps more interested in these elections because it was the first time in the history of the country that a sitting president was not a candidate.

The 2002 General Elections thus attracted a lot of interest from observers. Consequently a lot has been said in reports, commentaries and journalistic analyses about them. It must however be noted that each of these comments, analyses or reports seek to respond to specific objectives or goals particular to the organisations and or individuals commenting on the elections. Comprehensive and objective reports about the elections may not be available.

The purpose of this report therefore is to present the official, accurate and objective account of the process of planning and conducting the 2002 General Elections and the institutional experiences emergent there from. The report is intended to avail a reliable one stop shop for information on the 2002 General Elections and present accurate data for reference by the public, research institutions and any other interested parties. ECK will use this report as a basis for drawing lessons and reflection on the elections. It is hoped that this will boost ECK's execution of its constitutional mandate of administering elections in Kenya.

1.2 Approach

The primary objective of this report is to present a detailed and accurate account of the process and events leading up to the 2002 General Elections. It begins with a reflective background that places ECK in a legal and historical context. A detailed narration of the electoral process then follows. In addition, an exhaustive description of the events of the Election Day and the process of tallying and declaration of results has been presented. This is done to demonstrate the constitutional role of ECK in the electoral process and thereby enhance understanding of each of the actions taken by ECK in

fulfilment of its constitutional mandate. The report discusses the conduct of ECK within the context of the legal and the administrative framework for elections in Kenya

The report gives a detailed account of the preparations for the 2002 General Elections including the pre-election logistics and co-ordination showing the various steps taken by ECK to ensure free and fair elections.

The report further presents perspectives on the nominations and campaigns for the 2002 General Elections. It is in the interest of ECK to demonstrate how the two processes were conducted in light of the electoral laws of the country. It also contains comments and the verdict on the election as seen by observers.

The report concludes with a presentation of authoritative statistical data illustrating various aspects of the electoral process. An extensive analysis of the same has been done to avail statistical information in the most accessible manner to all categories of readers.

1.3 Sources of Data

In preparation of this report, ECK has reviewed all the General Election reports from its field personnel, its circulars, press statements, periodic reports, as well as legal and administrative reforms documents and correspondence on the elections. In addition, reports made during the by-elections that took place between 1997 and 2002 have been referred to. ECK's internal programmes of training, reviewing of voter registers and other statutory actions carried out in accordance with its constitutional duties provided the basis for this report.

The core source of data for this report was the ECK's internal database comprising records on voter registration, reports made by District Elections Co-ordinators (DEC's), Returning Officers (RO's) and other election officials from the entire country, internal circulars, and proceedings of committee meetings. An internal evaluation report on the performance of the 2002 General Elections was another source of information. Officials of ECK especially the departmental heads also provided further information. Election reports done before the 2002 General Elections were very useful sources of information especially for purposes of comparison.

Information gathered from these sources formed the basis for an analysis of: -

- Presidential, Parliamentary and Civic Elections results using data on registered voters, valid and invalid votes polled by constituency, district and gender representation;
- Composition of the Ninth Parliament including Nominated Members of Parliament and criteria for nomination;
- Financial aspects of the elections including the budget and expenditures by item groups such as transport, personnel, communications, other supplies;
- Performance of registered political parties by district and province, and
- Information on achievements, constraints and recommendations on the way forward

1.4 Structure of the Report

This report has a total of eight chapters. Chapters one, two and three lay the foundation of the report by introducing it and providing background information on the legal and administrative aspects of ECK's mandate.

Chapter four details the preparations for the 2002 General Elections. The following three chapters then delve into the specifics on the preparations with chapter five entirely devoted to the nomination of candidates while chapter six presents ECK's perspective of the campaigns.

Chapter seven discusses polling and post-polling day activities. It focuses on ECK's conduct of the voting process, tallying and announcement of the results, which are crucial events on the Election Day. Polling and post-polling events are narrated with a view to shedding more light on what actually took place on the ground. Chapter eight focuses on the analysis and offers recommendations for future action.

The report presents a wide range of statistical information in the appendix, analysed to render an accurate picture of the results relating to the Presidential, Parliamentary and Civic Elections, the number of candidates who participated in the 2002 General Elections, the 2002 budget, registration of voters, participation of voters in the elections and gender aspects in the electoral process.

CHAPTER 2

THE LEGAL FRAMEWORK FOR ELECTIONS IN KENYA

2.1 Introduction

The laws governing elections in Kenya are not contained in one single instrument. Elections are held under various laws, rules and Regulations. Key among these are:

- The Constitution of Kenya,
- The National Assembly and Presidential Elections Act,
- The Local Government Act,
- The Election Offences Act,
- The Societies Act,
- The Kenya Broadcasting Corporation Act,
- The Public Order Act and the Preservation of Public Security Act,
- The Penal Code,
- The Electoral Code of Conduct;
- The Police Act;
- The Constitutions and Manifestos of Political Parties;
- The Interpretation and General Provisions Act.

This chapter describes and examines the legal framework for the holding of elections in Kenya.

2.2 The Constitution of Kenya

This is the supreme law of the land. Apart from creating the various institutions and arms of Government, the Constitution gives powers, assigns roles and functions to the respective institutions and arms of Government. Chapter II of the Constitution of Kenya provides for the Executive arm of Government. Section 4 creates the institution of the Presidency and prescribes its powers and mandate. Sections 5 to 10 provide for the requirements and procedures for electing the President, ascendancy to office by the President, the Presidential term of office as well as the procedures for nullification of Presidential elections.

Chapter III of the Constitution provides for the legislative arm of Government. Sections 30-31 create the institution of the National Assembly (Parliament) and provides for its composition. Sections 32-35 make provision for the nomination procedures and requirements for Parliamentary candidates and conditions under which one may be disqualified to contest a Parliamentary seat.

Section 33 provides for the nomination of 12 Members of Parliament. The power to nominate, which is vested in Parliamentary political parties, depends upon the proportional strength of each Parliamentary political party. Furthermore, its exercise requires to be guided by the principle of gender equity. The determination of the proportional strength of each Parliamentary party, hence the number of nominations each party is allowed to make rests exclusively with the ECK.

Sections 39 and 40 provide for the circumstances under which Parliamentary seats may be declared vacant during the life of Parliament. Invariably, such vacancies will lead to by-elections. Under these sections a Parliamentary seat will be declared vacant in the event of *inter alia* resignation, defection, death, imprisonment (exceeding 6 months), inability to perform duties due to bad health, absconding from Parliamentary proceedings without the authority of the Speaker to the National Assembly and a successful election petition. Section 59, other than dealing with the dissolution of Parliament, also deals with the unique situation where a vote of no confidence against the Government sails through in Parliament. Both situations will invariably lead to vacancies in Parliamentary seats, hence general elections.

Section 41 of the Constitution creates ECK and provides for its composition¹. It is significant to note that Section 41 and 104 of the Constitution gives Commissioners security of tenure in the discharge of their duties. Subsection (10) of this section outlines the role of Parliament in the regulation of the operations and business of ECK, and also gives powers to ECK to appoint staff and create committees to facilitate its operations. Subsection 9 of Section 41 however provides for the independence of ECK in the exercise of its functions.

Section 42 gives direction on the division of Kenya into electoral constituencies. It provides for the minimum (188) and maximum (210) number of constituencies to be created and the role of Parliament and ECK in the process. Subsection (3) recognises the democratic principle of equal

¹The section states as follows: "There shall be an Electoral Commission, which shall consist of a chairman and not less than four and not more than twenty-one members appointed by the President"

representation in the creation of the constituencies. However, the Constitution under this subsection gives ECK discretion to depart from this principle so as to take into account such factors as:-

- Population trends, density and distribution between urban and rural constituencies;
- Means of communication;
- Geographical features;
- Community of interest; and
- The boundaries of the existing administrative areas.

Subsection (4) specifies the period (at intervals of not less than eight and not more than ten years) within which a review of Parliamentary constituencies should take place. The Constitution gives ECK powers to alter the number of constituencies, their boundaries and names to the extent ECK deems desirable. In doing this, ECK may be directed by an Act of Parliament, population census and variations in the boundaries of existing administrative boundaries. Subsection (6) provides that any variation made by ECK can only come into effect upon dissolution of Parliament.

Section 42A outlines the role and responsibilities of ECK. Under this section, ECK is responsible for:

- Registration of voters and the maintenance and revision of voters' register;
- Directing and supervising the Presidential, National Assembly and Local Government elections;
- Promoting free and fair elections;
- Promoting voter education throughout Kenya; and
- Such other functions as may be directed by law.

Section 43 provides for voter registration. It outlines conditions to be met before registering as a voter for Presidential and National Assembly elections. The section upholds the principle of *one-man- one- vote* by further indicating that a person is only allowed to hold one elector's card even if he meets the conditions for registration in more than one constituency. Section 1A of the Constitution provides for the existence of many political parties and section 123 (1) gives an interpretation of a political party in Kenya.

2.3. The National Assembly and Presidential Elections Act

The National Assembly and Presidential Elections Act (Chapter 7 of the Laws of Kenya) is a product of Parliamentary legislation. This Act governs the conduct of Parliamentary and Presidential elections in Kenya. It gives details on qualifications for voter registration, and candidacy for Presidential and Parliamentary elections. It gives ECK powers to make Regulations and recommendations that would enhance its performance in electoral administration and management.

The Presidential and Parliamentary Elections (Amendment) Regulations, 2002 under the Act also give guidelines for the appointment of ECK elections staff; nominations; campaigns; polling and election petitions. The Act under schedule 2 provides for establishment of Language Boards. The Boards conduct language proficiency tests for candidates for the National Assembly elections. This is a requirement in law. The Act also contains other schedules covering, among others, the Electoral Code of Conduct.

2.4. The Electoral Code of Conduct

The Electoral Code of Conduct was enacted in 1997. It is the Fourth Schedule in the National Assembly and Presidential Elections Act. The Code is meant to create an enabling environment for effective electoral administration and management by ECK. The Code requires all political parties, their officials, candidates, political party members and supporters participating in Presidential, Parliamentary and Civic elections to adhere to its provisions.

2.5. The Local Government Act.

The Local Government Act (Chapter 265 of the Laws of Kenya) gives directions on the establishment of Local Authorities, defines their functions and provides for matters connected with and related to those functions. The Act empowers ECK to determine the numbers, names and boundaries of electoral areas of Local Authorities. In addition, it contains the Local Government Elections Rules, which make provision for detailed procedures for elections of representatives of civic electoral areas/wards. These rules are very similar to the Parliamentary and Presidential Elections Regulations. They stipulate the qualifications and disqualifications for registration as a voter and for election as a councillor.

2.6. Election Offences Act.

The Election Offences Act (Chapter 66 of the Laws of Kenya) was enacted by Parliament in 1958 to give guidelines that would criminalize certain behaviour of candidates, voters and election officials.

Under the Act, it is an offence to:

- Cheat in an application to be registered as a voter;
- Forge or destroy a candidate's nomination papers;
- Deliver to the returning officer a forged nomination paper;
- Abet, aid or counsel or procure the commission of any of the foregoing offences;
- Deal with a ballot paper in a fraudulent manner;
- Sell, or offer for sale, or buy or offer to buy a ballot paper;
- Possess a ballot paper that has already been marked or stamped with ECK instruments without official authority;
- Put in a ballot box anything else other than a ballot paper;
- Take out of a polling station or be found with a ballot paper without official authority;
- Print a ballot paper or whatever that purports to be a ballot paper without official authority;
- For purposes of an election, use or deal in an appliance device or mechanism that can be used to remove or interfere with a ballot paper that is in a ballot box;
- Vote in an election for which one has no authority to do so;
- Make or print a document that resembles a register of voters without official permission;
- Be in possession of another person's voter's card without the owner's or official permission;
- Supply a voter's card to any other person without official permission;
- Destroy, change, deface or make alterations to a voter's card without official permission;
- Sell or offer for sale, or offer to buy a voter's card;
- Prevent, or obstruct or bar a person from presenting nomination papers to the returning officer;
- Bribe a voter with money or anything else of value in order to influence her or his decision on how to vote;
- Solicit for or receive a bribe so as to vote in one way or another;
- Prevent or obstruct or bar a person from going to vote;
- Threaten, or cause fear, or trick a voter so as to influence the way he/she votes or deter that person from voting;

- Cheat as to one's name in order to obtain a ballot paper to vote;
- Vote more than once in the same election;
- Carry out campaign propaganda at a polling station on polling day,
- For an employer, deny his/her employees the opportunity to, or make deductions to his/her salary for going to vote, and
- For an election official (including Police officers carrying out election duties), to deliberately neglect to perform duties entrusted to him or her for purposes of the election, mislead a voter or act in a manner that leads to the voter failing to vote when he/she was entitled to vote, or fail to make the oath of secrecy.

2.7. The Public Order and the Preservation of Public Security Act.

The Public Order and the Preservation of Public Security Act (Chapter 56 of the Laws of Kenya) was enacted to bring order and sanity to public gatherings and assemblies. Before it was amended in 1997, political parties and candidates, and groups or individuals were required to apply for a permit to hold public rallies or campaign meetings. However after the Inter Parties Parliamentary Group (IPPG) negotiations, amendments to this Act were made to facilitate campaigns by political parties and candidates.

The Act removed the requirement for candidates and election campaigners to apply for licences to be allowed to hold any political gathering. Those who want to hold campaign rallies are only required to notify, in a prescribed form, the Officer Commanding a Police Station (OCS) nearest to the area of the campaign. The Act requires that the notice must be given not less than three days and not more than fourteen days before the holding of the meeting. The Police can refuse to grant permission under very special circumstances as set out in the Act or disperse a licensed meeting if a breach of law results from the meeting. The Public Order and the Preservation of Public Security Act provides that no person shall be restricted to hold meetings or processions on account of his/her political beliefs or activities.

2.8. The Societies Act.

The Societies Act (Chapter 108 of the laws of Kenya) regulates the registration and deregistration of societies. Political parties in Kenya are regarded by Law as the societies governed by this Act. The Act makes provisions for conditions to be met by those applying for the registration of political parties. It gives the Registrar of Societies powers to accept or reject an application for registration of a

political party; receive annual returns from political parties; change of names; and deregistration of political parties.

2.9. The Constitutions of Political Parties

Under the Societies Act, before a political party is registered, the application for registration must be accompanied by a proposed constitution of that political party, giving details on its management structure, membership, mode of elections and nomination of its candidates for elections. Thus the constitutions of political parties play a central role in the management of elections by giving guidelines on the nomination of candidates and decision-making processes within political parties.

Section 123 (1) of the Constitution of Kenya while giving interpretation on the definition of a political party, recognises the role of party constitutions and rules in the nomination of candidates for elections to the National Assembly. Further references to the Constitution of political parties for the nomination of such candidates is made in Section 17(1) of the National Assembly and Presidential Elections Act.

2.10. The Penal Code

The Penal Code (Chapter 63 of the Laws of Kenya) is the principle legislation that provides for criminal offences and penalties in Kenya. Some of the offences may be committed during the electoral period or process. Indeed, many crimes committed during elections are regulated by the Election Offences Act and also prohibited under the Penal Code. Violence, assault, carrying offensive weapons, malicious damage to property, and bribery among others fall under both the Election offences Act and the Penal Code. Offenders are prosecuted in accordance with the provisions of either Act.

2.11. The Kenya Broadcasting Corporation Act

The Kenya Broadcasting Corporation Act (Chapter 221 of the Laws of Kenya) was amended in 1997 to regulate the Kenya Broadcasting Corporation's (KBC) coverage of political activities during elections. The Act provides for equal coverage of campaign activities for all political parties and their presidential candidates. It defines the 'campaign period' as the period between the initiation of an election under the relevant law pertaining to the election and the eve of the polling day. It provides that during the campaign period, the state owned media should maintain a fair balance in the allocation of its airtime between and among different political viewpoints. It requires the KBC in

consultation with ECK to allocate free airtime to registered political parties participating in the election to expound their views during the campaign period.

Following the above provisions of the Act, ECK in consultation with KBC drew a timetable for political parties sponsoring Presidential candidates in the 2002 General Election, as shown in the table 1 below:

TABLE 1: FREE AIRTIME ON KBC RADIO FOR PARTIES CONTESTING THE PRESIDENCY IN THE 2002 GENERAL ELECTIONS

DATE	TRANSMISSION TIME	LANGUAGE	PARTY
Wednesday 11 th	12.30 p.m.	Swahili	NARC
Wednesday 11 th	12.45 p.m.	Swahili	SDP
Thursday 12 th	12.30 p.m.	English	FORD-People
Thursday 12 th	12.45 p.m.	English	Chama Cha Umma
Saturday 14 th	12.30 p.m.	English	SDP
Saturday 14 th	12.45 p.m.	English	NARC
Sunday 15 th	09.30 p.m.	Swahili	KANU
Sunday 15 th	12.45 p.m.	Swahili	FORD-People
Wednesday 18 th	12.30 p.m.	Swahili	Chama Cha Umma
Wednesday 18 th	12.45 p.m.	Swahili	SDP
Thursday 19 th	12.30 p.m.	English	KANU
Thursday 19 th	12.45 p.m.	English	FORD- People
Saturday 21 st	12.30 p.m.	English	Chama Cha Umma
Saturday 21 st	12.45 p.m.	English	SDP
Sunday 22 nd	09.30 p.m.	Swahili	FORD-People
Sunday 22 nd	12.45 p.m.	Swahili	Chama Cha Umma
Wednesday 25 th	12.30 p.m.	Swahili	NARC
Wednesday 25 th	12.45 p.m.	Swahili	KANU
Thursday 26 th	12.30 p.m.	English	KANU
Thursday 26 th	12.45 p.m.	English	NARC
Election Day	27/12/02		

ECK with the technical assistance from the Commonwealth Secretariat developed some guidelines for the media concerning their reporting and coverage of political campaigns. This was to ensure accurate, equal and objective media coverage for political parties and candidates especially by KBC.

2.12. The Police Act

All electoral laws deal fully with the role the Kenya Police play in the protection and strengthening of democracy. However, the duties, powers and rights of the Police are more specifically contained in the Police Act. Section 14(1) of the Police Act specifies the functions of the Force as maintenance of law and order, the preservation of peace, the protection of life and property, the prevention and detection of crime, the apprehension of offenders and the enforcement of all laws and Regulations with which it is charged.

Section 14(A) of the Police Act was introduced in 1997 under the Statute Law (Repeals and Miscellaneous Amendments) Act No. 10 of 1997. It provides that the Police must be impartial and objective in political matters and should not accord different treatment to different persons on the basis of their political opinions. It makes it a criminal offence to breach this provision.

It is clear the Act obligates the Police to perform their duties impartially and fairly, and to create an environment which would not prejudice maintenance of peace and order. Other laws that empower the Police to create a peaceful electoral environment include the Election Offences Act, the National Assembly and Presidential Elections Act and Presidential and Parliamentary Elections Regulations.

It is instructive to note that the Police are deemed to be election officials during elections which the National Assembly and Presidential Elections Act (Cap 7) (Section 3(3) provides as follows:-

“Notwithstanding the provisions of the Police Act, a Police officer assigned duties during the conduct of an election shall be deemed to be an election official and is subject to the direction and instruction of the Commission”

2.13 The Interpretation and General Provisions Act

In order to decide who is a public officer for purposes of enforcing section 17 (B) of the National Assembly and Presidential Elections Act, the Act contains no definition for that person. It is only

by close study of the Interpretation and General Provisions Act that one can ascertain if officers working for Government and its statutory bodies plus the use of vehicles, other facilities and resources of such bodies can be brought under the National Assembly and Presidential Elections Act in addition to the Electoral Code of Conduct.

2.14. Summary of legal procedures for the holding of elections

Activity	Dissolution of Parliament	Determination by Election Court	Other Cause (Death, Defection, etc.)
Writ by Speaker [s. 13(2)] [†]	Within 14 days of the vacancy	Within 1 month of the vacancy	Within 2 months of the vacancy
ECK transmission to returning officers and notice of election in the <i>Kenya Gazette</i> [s. 13(3)]	Within 10 days of receiving the writs	Within 10 days of receiving the writ	Within 10 days of receiving the writ
Nomination of candidates by political parties	Not less than 21 days after the publication of the notice in the <i>Kenya Gazette</i>	Not less than 21 days after the publication of the notice in the <i>Kenya Gazette</i>	Not less than 21 days after the publication of the notice in the <i>Kenya Gazette</i>
Polling day	Not less than 14 days after the day fixed for nomination	Not less than 14 days after the day fixed for nomination	Not less than 14 days after the day fixed for nomination
* Period extendable by Speaker in consultation with ECK to facilitate the proper organisation and holding of any ensuing election. Such extension shall not exceed 2 months			

CHAPTER 3

ADMINISTRATIVE FRAMEWORK FOR ELECTIONS IN KENYA

3.1. The Electoral Commission of Kenya

The foregoing discussion on the legal framework provided the legal basis upon which the discussions and analysis of ECK's conduct of the electoral process between 1997 and 2002 is based. Thus the administrative framework for elections in Kenya is derived from the legal framework.

The existence of the institution of ECK was provided for in the independence Constitution of 1963, though not in the current structure and form. The Constitution for example after several amendments provides under Section 41 subsection (1) that 'there shall be an Electoral Commission, which shall consist of a chairman and not less than four and not more than twenty-one members appointed by the President'. Since 1997, Commissioners were nominated by Parliamentary political parties and the appointed by the President for a five-year term which is renewable. The nomination by the political parties was part of the IPPG agreement but was never regularised by a reciprocal amendment of the law. Consequently only the President is authorised by law to appoint Commissioners. However, once appointed they can only be removed from office before the end of their tenure on the recommendation of a tribunal appointed by the President. The Constitution protects the Commission from being directed or instructed by any person or authority in the performance of its functions. This, taken together with the other provisions in the Constitution, provides ECK the independence to discharge its mandate and functions.

Prior to 1992, the Supervisor of Elections, an officer in the Attorney General's Chambers, who had no constitutional authority, conducted elections. During this period there was no demarcation between election officials and the Provincial Administration. The Government institutions and infrastructure in locations, divisions and districts was equally deployed and used to conduct the elections. The Supervisor of Elections was solely answerable to the appointing authority, and that made ECK even more redundant.

Thus for a long time the Electoral Commission remained a moribund body under the Attorney General's Chambers. The only work that remained in the hands of this institution was the review and creation of constituency boundaries. At independence in 1963, Kenya had a House of Representatives with 117 Members of Parliament representing the same number of Parliamentary constituencies and a Senate with an elected representative from each administrative district. In 1966, the two Houses were merged by a Constitutional amendment and a Parliamentary constituency was created for each Senator. The new Parliament was made up of 158 Parliamentary constituencies. In 1986 and 1996, ECK carried out constituency reviews which brought the number to 188 and 210 constituencies respectively.

3.2 Establishment of Electoral Commission

The Composition and Structure of ECK: Section 41(1) of the Constitution provides for the establishment of the Electoral Commission. The Commission shall consist of a Chairman and not less than four and not more than twenty-one members appointed by the President. Section 41(2) further provides that the Chairman and the Vice-Chairman of the Commission shall be persons who have held or are qualified to hold office of Judge of the High Court or Judge of the Court of Appeal under the Constitution.

Between 1963 and 1992, ECK had seven chairpersons² and various commissioners appointed by the President as stipulated in the Constitution.

Between 1997 and the 2002 General Elections, appointment of Commissioners was carried out on various dates:-

²Humphrey Slade – 1963- 1970

Timothy Chokwe – 1963 - 1967

Bethuel Gecaga – 27th June 1969

Elud Mathu – 15th November 1974

James Nyamweya – 8th August 1985

Zaccheus Chesoni – 1991-1997

Samuel M. Kivutu – 2nd December 1997

Revocation of appointments:-

- | | | |
|---------------------------------------|---|---------------------------------|
| 1) Ambassador Francis Karugu Nganatha | - | 26 th September 2001 |
| 2) Mr. Nicholas Ng'ang'a | - | 26 th September 2001 |
| 3) Mr Isaiah Cheluget | - | 26 th September 2001 |
| 4) Ambassador Margaret W. Kenyatta | - | 18 th June 2002 |

New appointment

- | | | |
|----------------------------|---|---------------------------------|
| 1) Mr. Edward P. Lopokoiyt | - | 26 th May 2001 |
| 2) Mr. Frank Kwinga | - | 26 th September 2001 |
| 3) Mr. Wangui Karanja | - | 26 th September 2001 |
| 4) Mr. Nathaniel Chebelyon | - | 26 th September 2001 |
| 5) Mrs. Anne Wambaa | - | 18 th June 2002 |

Re-appointed

- | | | |
|---|---|---------------------------------|
| 1) Mr. Bashir Sheikh Ali | - | 26 th September 2001 |
| 2) Mr. Silas Buko Tunu | - | 26 th September 2001 |
| 3) Mr. Eliphelet Njiru M'Thambu | - | 26 th September 2001 |
| 4) Mr. Edward Chemoiwa Cheronu | - | 26 th September 2001 |
| 5) Mr. Henry Jura | - | 26 th September 2001 |
| 6) Mr. Gabriel Mukele | - | 14 th October 2002 |
| 7) Mr. Stephenson Mageto | - | 30 th October 2002 |
| 8) Mr. Abuya Abuya | - | 30 th October 2002 |
| 9) Mr. Habel John Nyamu | - | 30 th October 2002 |
| 10) Justice (Rtd.) William Mbaya | - | 30 th October 2002 |
| 11) Mr. Kihara Muttu | - | 30 th October 2002 |
| 12) Ambassador Jack B. Tumwa | - | 30 th October 2002 |
| 13) Ambassador Brig. (Rtd) Reuben Musonye | - | 30 th October 2002 |
| 14) Mr. Philip Gachoka | - | 30 th October 2002 |
| 15) Mr. Samuel Muta Manyunza | - | 30 th October 2002 |
| 16) Mrs. Rachel Mzera. | - | 30 th October 2002 |

Re-appointment of the Chairman

The term of office for the Chairman, Mr. Samuel Mutua Kivutu, who was first appointed as Chairman in December 1997 was expiring just prior to holding the 2002 General Elections. However, he was reappointed for another term of five years with effect from 2nd December 2002.

It is instructive to note that the renewal of the appointment of the Chairman, and the Commissioners whose terms were expiring just at the time when the 2002 General Elections were about to be held caused great anxiety, suspense and suspicion. The need for re-appointment of all Commissioners and the Chairman to ensure continuity as opposed to appointing new and inexperienced Commissioners was the major cause of concern.

3.3 The Secretariat

Organisation Chart – Refer to Appendix 2

Prior to 1998, ECK operated without a Secretariat although it has been pressing for resources to set up one. It basically operated with a skeleton staff of officers seconded from Government and who had no powers to implement any electoral matters. This meant that Commissioners carried out the day-to-day activities through established committees as well as making policy decisions

However, to enhance electoral management and administration, a Secretariat was set up as provided for in Section 41 of the Constitution, and the National Assembly and Presidential Elections Act (Chapter 7 of the Laws of Kenya). The Secretariat is headed by a Commission Secretary who has two deputies. Under the Commission Secretary are departmental heads. These are:- Finance, Procurement and Supplies, Human Resources, Public Relations, Elections, Cartography, Elections Training, Information Technology and Legal Departments. The heads of these departments are also secretaries to various standing committees of ECK.

Before the establishment of ECK Secretariat in 1998, there were 41 District Elections Coordinators (DECs) working on casual basis. By the end of that year, ECK employed a total of 70 coordinators, one for each of the 70 districts on a three year term contract. The number of permanent staff at the headquarters and districts increased from 112 in 1998 to 448 by 2002. ECK became a

self accounting unit under Vote R-33. The Commission Secretary was appointed as the Accounting Officer in July, 2002.

3.4. The Election Officials

ECK as constituted today is authorised under laws governing elections to appoint election officials to assist in the administration and management of the electoral process. Election officials, with the exception of the District Elections Coordinators, are appointed only for a specific period and for a specific electoral activity such as registration of voters or supervision of the voting process on Election Day. The officials include:- DEC's, Registration Officers, Returning and Deputy Returning Officers, Presiding and Deputy Presiding Officers, Polling and Counting Clerks. The duties and responsibilities of the officials therefore vary from one office to the other.

a) District Elections Coordinators (DECs): Are appointed by the ECK for a period of three years and may be reappointed for another term. They are in charge of electoral administration and management at the district level. They are the link between the district and the ECK secretariat in Nairobi. Specifically, their duties include:

- Keeping in safety all election materials including stationery, election equipment, voters' registers and other ECK property;
- Serving as the authority to incur expenditure (AHE holders) for ECK's finances at district level by receiving, authorising expenditure and accounting for funds released by ECK;
- Serving as the Supplies Officers for the ECK at district level by facilitating the work of the Returning Officers with transport, necessary equipment, offices and organising necessary payments to the registration officials and election officials;
- Promoting voter education;
- Undertaking voter registration as registration officers; and
- Performing any other duty as may be directed by ECK.

b) Registration Officers and Assistant Registration Officers: In the registration of voters ECK appoints Registration and Assistant Registration Officers. Their duties and responsibilities include:-

- Registering persons who qualify to be registered as electors' in a given constituency;
- Preparing a register of electors and issuing electors' cards to those registered;
- Receiving, considering and determining claims, as well as receiving and forwarding objections to the Courts;
- Undertaking a revision of electors' register as directed by ECK; and
- Training of Registration Clerks

The Assistant Registration Officers (AROs) have the same powers and duties as the registration officers.

c) *The Returning Officers, Deputy Returning Officers and Assistant Returning Officers:*

Returning Officers, their deputies and assistants are responsible to ECK for the conduct of free and fair elections in the constituencies in which they are deployed. Their duties and responsibilities include:-

- Conducting elections as directed by ECK;
- Ensuring that the conduct of free and fair elections is upheld by election officers serving under them in the constituency;
- Appointing presiding and deputy presiding officers, polling and counting clerks, in consultation with ECK;
- Supervising the training of these officials on all aspects of elections;
- Organising the security and distribution of all electoral materials within the constituency;
- Overseeing the tallying of votes from polling stations and examining the ballot papers marked *rejected*, *rejection objected to*, and *disputed*, and making decisions on them;
- Declaring results after tallying and posting the same at the tallying hall, and giving copies of the results to agents/candidates; and
- Making returns, including forwarding of the results to ECK as soon as possible.

The Deputy Returning Officers deputise the Returning Officers in the performance of the above duties and responsibilities. Assistant Returning Officers assist the R.Os in training and other administrative duties related to the holding of elections. During elections, Returning Officers, their

deputies and assistants, are gazetted as Registration Officers and Assistant Registration Officers for purposes of replacing lost and damaged electors' cards.

d) Presiding/Deputy Presiding Officers: A Presiding Officer is responsible for the proceedings and keeping of order in a polling station. S/he has power to suspend the voting in cases of riot, violence or natural disasters, but voting should resume at the earliest possible time. The Presiding Officer can also order the arrest of any person for failure to obey lawful orders or instructions and expel a voter from a polling station. Specifically, a Presiding Officer is responsible for:

- Ensuring the good conduct of elections in the polling station, including taking good care of the equipment and materials in the polling station, and ensuring the safety of election materials, election officials and voters;
- Arrange for the counting of votes with the assistance of the polling clerks, counting the votes for each candidate, announcing the results for the polling station, posting and availing the results at the polling station to candidates /party agents before forwarding the returns to the Returning Officer for tallying as provided for under the provisions of Regulation 35 of the National Assemblies and Presidential Elections Act;
- Training of polling/counting clerks; and
- Facilitating the assistance given to illiterate and physically disabled voters.

The Deputy Presiding Officer has the same powers and assists the Presiding Officers in the performance of the above duties and responsibilities, except the powers to order the arrest or the removal of a person from the polling station.

e) Polling/Counting Clerks: In the holding of the 2002 General Elections, there were six polling clerks for each polling station, who were answerable to the Presiding Officer or the Deputy Presiding Officer. Each of the six clerks was assigned specific duties. Their duties included:-

- Checking electors' fingers for indelible ink;
- Examining National ID cards and voters' cards;
- Checking electors' names and numbers on the voter register;
- Ruling /crossing out electors' names in the voter register;
- Pointing out any discrepancies to the Presiding Officer/ Deputy Presiding Officer;

- Stamping the back of the ballot paper and the face of the counter foil with ECK stamp;
- Issuing electors' with ballot papers,
- Embossing electors' cards with ECK stamp; and
- Dipping electors' fingers with indelible ink (dye).

After closure of polling each counting clerk assists in the sorting of ballot papers according to candidates, counting of ballot papers in bundles of 50 and communicate the results, as directed by the Presiding Officer.

f) Security Personnel: These are the Police and any other security officers seconded to ECK, including prison warders, game warders and retired Police officers and or any other security officers assigned the duty of maintaining security within the polling station. When on duty, they take orders from the ROs and POs as applicable. Their duties include:

- Maintenance of law and order;
- Detection and suppression of acts of intimidation, thuggery and obstruction;
- Dealing with offenders, under the instructions and guidance of the Presiding/Returning Officers; and
- Ensure security of election materials and personnel

g) Party Agents: Political Party agents are appointed by a particular political party or candidate to oversee his or her interests at a specific polling station during elections. Together with the election officials and the security personnel, they form a team charged with the responsibility of ensuring that elections are run properly at polling stations, in strict adherence to the rules and Regulations governing the elections. They must carry out their duties with honesty and integrity.

h) Observers: An Election Observer is a person accredited by ECK on his/her request to observe the conduct of the electoral process on condition that s/he will avail a copy of the observation report to ECK. Regulation 27(1)(c) of the Presidential and Parliamentary Elections Regulations 2002 allow the presence of observers at polling stations. There is no legal provision that permits the accreditation of monitors in Kenyan elections.

i) The Media: The media refers to all instruments and organs engaged in the dissemination of information to the public. These include both the electronic and print media. The media is very important in a democracy because it informs and enlightens the public about the electoral process.

CHAPTER 4

PREPARATION FOR 2002 GENERAL ELECTIONS

The preparation for the 2002 General Elections started immediately following the 1997 elections.

The activities the ECK undertook included:-

4.1 The formation of Commission Committees with set out objectives which focused on the 2002 elections;

At the beginning of 2002 seven committees were put in place to help in preparing for elections. This followed a re-organization of the then Standing Committees as to focus on the conduct of the 2002 General Elections. Each committee consisted of Commissioners supported by a secretariat, with its objectives and scope of operations clearly stated.

These Committees were:

- **General Purposes Committee**

Mandate:-

- To act as the steering committee for ECK;
- To provide consultative forum for all the Committees;
- To coordinate and streamline the decisions, activities and operations of other Standing Committees;
- To monitor and evaluate the performance of the Committees and generally all the operations of the ECK;
- To constitute the Liaison Committee; and
- To perform any other functions as provided by law and as the ECK plenary may direct.

- **Finance and Planning Committee**

Mandate:-

- Logistics (extremely important);
- Transport;
- Residual procurement (of materials and services).

- Voter Registration and Computer Committee

Mandate:-

- Ensure the registers were accurate;
- Attend to and monitor replacement of electors' cards;
- Attend to and monitor collection of electors' cards lying in District Elections Offices.

- Recruitment and Training Committee

Mandate:

- Develop election manuals and guidelines for election officials;
- Develop training programmes for election officials;
- Develop strategies for dealing with crisis in training programme.

- Electoral Reforms Committee

Mandate:

- To provide the first reference point to ECK on matters relating to law;
- To supervise the translation of ECK's decision into legislation;
- To supervise and monitor legal services provided to ECK;
- To perform such other functions as ECK shall direct.

- Programmes Committee. This was initially referred to as the Voter Education Committee.

Mandate:-

- To provide policy framework for the promotion of voter education and supervise its implementation;
- To provide policy framework for the promotion of free, fair and transparent elections generally but especially by cultivating amicable and productive relations with other electoral stakeholders, for example:-
 - Electors' and potential electors';
 - Registered political parties;
 - Civil Society Organisations (CSOs);
 - Religious organizations,
 - Foreign Missions;

- International and regional non-Governmental organisations and institutions; and
- Print and electronic media.
- To provide policy framework for the promotion of a positive image of ECK and its realization; and
- To carry out any other programme or activity as directed by ECK.

In addition, there were Ad hoc Committees which were established in preparation of the 2002 General Election. These included:-

- Ad Hoc Committee for Media and Election Observers

Mandate:-

- To develop guidelines for election observers and media;
- To oversee and monitor the process of accreditation of election observers and media;
- To receive and resolve complaints and requests from accredited observers and media;
- To provide liaison facilities and opportunities between observers, media and ECK e.g. meetings, receptions;
- Attend to protocol for foreign election observers and journalists during their entry and sojourn in Kenya;
- To monitor adherence of ECK/media guidelines by public owned media in elections coverage;
- Any other business that ECK may direct.

- Ad Hoc Liaison Committee with KBC

Mandate:-

- Schedule campaign programmes for political parties;
- Monitor the elections coverage of political affairs;
- Settle disputes between KBC and political parties on election coverage;
- Recommend action to be taken in case of intractable disputes between political parties and KBC.

- Ad Hoc Committee on Counting and Tallying of Votes and Announcement of Election Results

Mandate:-

- To establish the most suitable methods and procedures for accomplishing efficient, accurate and expeditious counting and tallying of votes and the announcement of the results for the three elections, namely Presidential, Parliamentary and Civic elections.

4.2. Election Violence and Conflict Management.

4.2.1 The Electoral Code of Conduct Management Committee

ECK set up an ad hoc committee on the enforcement of the Electoral Code of Conduct to deal with allegations of breaches of the Code. Its mandate was to monitor infringements of the Code and recommend action to be taken. The Committee was to receive reports and complaints from the Constituency Peace Committees, public and leaders upon which it could take action. It also had the responsibility of preparing a final report on electoral management during the general elections.

4.2.2 Constituency Peace Committees

As part of the preparation for the 2002 elections, and in order to ensure peaceful conduct of the elections, ECK set up peace committees in all Parliamentary constituencies to assist in conflict resolution and management. Each Committee comprised of:-

- A Returning Officer;
- Religious organisations (one leader per dominant religious organisation, maximum two)
- One youth leader;
- One elder;
- Women representative;
- Officer Commanding Police Station (OCS); and
- Officer Commanding Police Division (OCPD).

The terms of reference for the Constituency Peace Committees were clearly laid out as monitoring incidents of electoral violence; disseminating the electoral law as contained in the Electoral Code of

Conduct; receiving and registering political complaints from electors, political parties and candidates; mediating whenever possible with a view to finding local solutions; urgently relaying information on violence to the Electoral Code of Conduct Management Committee at ECK headquarters; holding consultative meetings with political parties and attending political rallies in order to promote dialogue and to assess the political temperatures within their respective constituencies.

The committees were intended to strengthen the capacity of ECK in the enforcement of the Electoral Code of Conduct and to promote non-violent election campaigns. The committees were put in place about one month before the elections. They met at least once a week and were effective in most parts of the country. They gathered intelligence data in their respective constituencies and took preventive measures if and when violence or some other act that would disrupt public peace was about to be committed. The committees reported to ECK cases where candidates contravened provisions of the Electoral Code of Conduct and punitive measures were taken after investigations.

4.2.3 Liaison Committee with Police

ECK set-up an ad-hoc Committee on Security, to liaise with Police with the intention of improving the election environment.

Mandate:-

- Define areas for collaboration with Police;
- Agree on modes of collaboration;
- Establish modalities and procedures for the collaboration;
- Settle the financing of the collaboration;

4.3 Setting up of a Secretariat;

As part of the preparations for the 2002 General Elections, and to allow commissioners to disengage themselves from the day-to-day running of the operations of the Commission, a Secretariat was set up in June 1998. This was in line with Sections 41 (10) of the Constitution of Kenya and Section 3 of the National Assembly and Presidential Elections Act as detailed in Chapter 3.

4.4 Evaluation of the 1997 Elections in Preparation for the 2002 General Elections

From the experiences and many lessons learnt in the 1997 General Elections, ECK suggested a number of reforms in electoral laws and procedures to facilitate efficient and transparent conduct of future elections. Among the main objective of the reforms suggested were:-

- Enhancing transparency and credibility of the electoral system;
- Expanding space for political participation for all Kenyans and streamlining political party formation so as to give them a national outlook;
- Strengthening political party plurality with guarantees for access of minorities to Parliament and Local Authorities;
- Making the adjudication of election disputes efficacious and expeditious.

In order to realize these objectives, ECK suggested that there was need for:-

- Continuous voter registration in order to have an updated and reliable register. This objective was realized when Parliament enacted the Statute Law (Miscellaneous Amendment) Act 2002 in June 2002, a law allowing for continuous voter registration;
- Enactment of legislation requiring political parties to have spending limits, account for campaign funding, and make public disclosures on expenditures. This is yet to be realized although proposals on the same have been made to the on-going Constitutional Review Process. It was also suggested that political parties should have a national outlook in membership and that they should be publicly funded and their registration to be the responsibility of ECK. Proposals to develop suitable modalities for intra-party nominations were also made. This had not materialized by the time of conducting the 2002 General Elections;
- Improvement in the process of adjudication of election disputes through a speedier method evolved by 2002;
- Introducing either a proportional system of representation (PR) or a Semi-Proportional System (SPR) to replace the existing "First-Past-the-Post (F'PTP) System. This again had not been realized;
- ECK to be allocated with adequate funds voted to it by Parliament and where ECK accounts directly to Parliament. Constitutional independence on funding is yet to be attained;

- An election calendar with clear dates for General Elections was proposed but is yet to be fixed or entrenched in the Constitution;
- Establish a legal regime to ensure public owned media establishments give equal coverage and air-time to all political parties and candidates. However, despite amendments to the Kenya Broadcasting Corporation Act in 1997, KBC had not fully complied with the spirit of the Act;
- Counting of votes to take place at polling stations to enhance efficiency, transparency and accuracy in the counting. With amendments of the Presidential and National Assembly Regulations in October 2002, counting of votes immediately after closure of polling at polling station became a reality during the 2002 General Elections;
- Provide more resources and personnel for promotion of voter education throughout the country. However, funding of voter education was still inadequate for the 2002 General Elections;

4.5 Conducting of Annual National Voter Registration Exercises;

4.5.1 Registration of Voters

The Constitution of Kenya requires that only citizens who are registered as electors shall be allowed to vote at Presidential, Parliamentary and Civic Elections. The Constitution gives ECK the responsibility to register voters, maintain and revise the registers. The registration of voters is the process of verifying eligible voters' and entering their names and other identifying information on a Voters' List. During the registration of voters, eligible Kenyan citizens who attain the age of 18 years and above, and wish to take part in elections present themselves at designated registration centres for inclusion in the register of voters provided that they meet other requirements like having a National Identity Card or a Kenyan passport.

In addition, with the enactment of the Statute Law (Miscellaneous Amendments) Act 2002, ECK will be able to update the voters' registers on a regular basis so as to:

- Allow any qualified person who wishes to be registered as an elector in any particular constituency;

- Allow an elector who is already registered as an elector in a constituency to make an application in the official form to transfer his/her registration to a different constituency or another registration centre within a constituency;
- Allow registered voters who wish to register in names other than those already in the register to effect such changes in the voters' register;
- Replace any damaged, lost or worn out electors' cards at the request of affected registered voters;
- Issue successful applicants with voters' cards.

In addition ECK will be able to exclude voters who:

- Have since died;
- Have ceased to meet citizenship or eligibility requirements.



Are You a Registered Voter? Register as a Voter Now!

FREE AND FARE ELECTIONS

4.5.2. 2002 Voters' Register

Before the year 2000, voter registration was conducted at 5-year intervals, principally to prepare a register for the ensuing elections. Every time there was a general election, a new voters' register was drawn and the old one discarded. The 2002 Voters' Register was a consolidation of the 1997 list of voters and the subsequent yearly registration of voters in year 2000, 2001 and 2002. The total numbers of registered voters were 8,967,569 in 1997; 9,079,784 in 2000; 9,410,995 in 2001 and 10,451,150 in 2002.

The 2002 national voter registration exercise was among other things intended to enable ECK update the roll for the 2002 General Elections by inserting corrections, including new names and expunging from the register the names of those who had died and registering new voters. By the end of the exercise 1,040,155 new names were added into the register. 53,476 voters were moved to the register of the deceased persons but were later reinstated in the voter register due to complaints on the accuracy of these cases and thus became part of the 2002 National Register. Names of 55,410 voters were moved to the double/multiple registration register. 195,716 voters were cases of transfers into new polling centres.

Table 2 below shows the number of registered voters captured in the 2002 National Register

TABLE 2. DISTRIBUTION OF REGISTERED VOTERS BY PROVINCE AND SEX (2002)

Code	Province	Female	Male	Not stated	Total
1	Nairobi	307,851	605,752	27	884,135
2	Coast	411,316	497,890	172	879,741
3	North Eastern	104,021	118,828	37	216,336
4	Eastern	878,301	938,292	104	1,734,209
5	Rift Valley	1,162,632	1,341,295	329	2,415,555
6	Western	610,900	626,861	82	1,202,104
7	Nyanza	759,563	819,848	78	1,555,986
8	Central	751,321	877,345	167	1,563,084
	TOTAL	4,985,905	5,826,111	996	10,451,150

FIGURE 1. REGISTRATION OF VOTERS PER PROVINCE

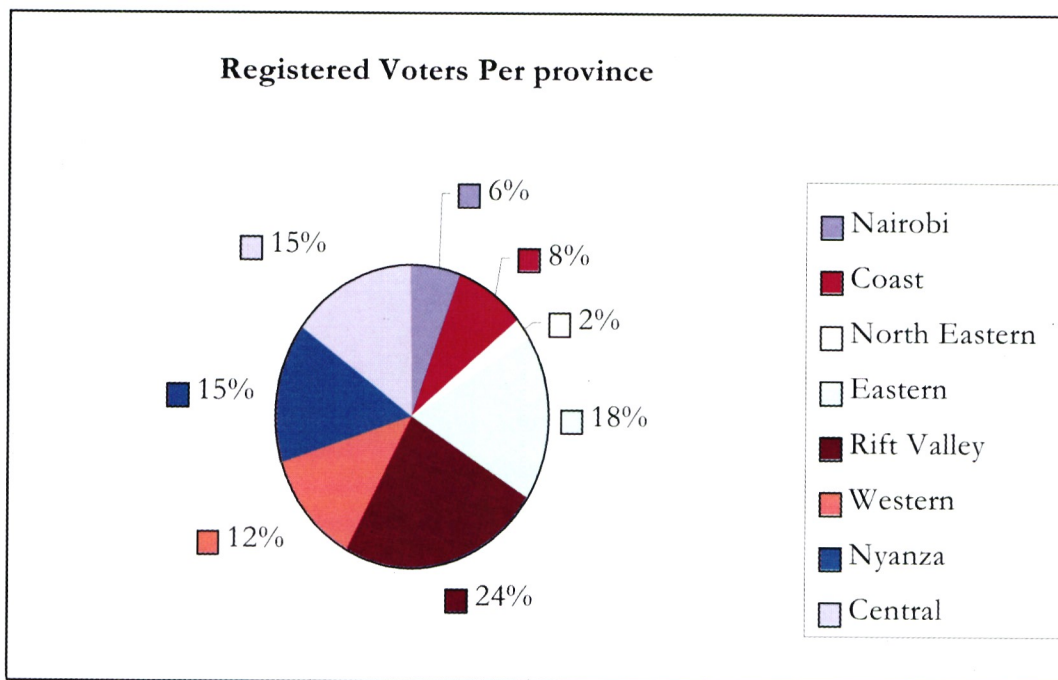
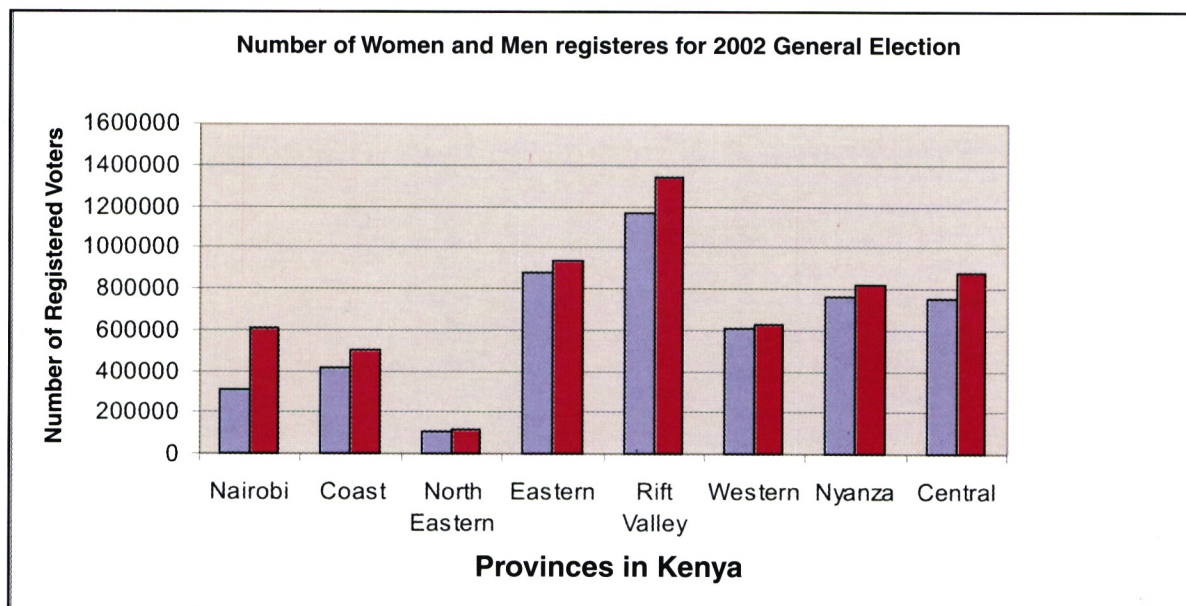


FIGURE 2. DISTRIBUTION OF REGISTERED VOTERS BY PROVINCE AND SEX.



As shown in table 2 above, there was a total of 10,451,150 registered voters by 2002 General Elections. Rift Valley recorded the highest number of registered voters accounting for 24% of the total number in the roll. Eastern Province was second with 18%, while Central and Nyanza recorded about 15%. Western had 12%, Coast 8%, Nairobi 6% and North Eastern Province recorded 2%. The same trend was witnessed when the voters' roll was analysed by gender per province. The National Voters' Register had more male than female voters. The Register had 4,985,905 female voters and 5,827,111 male voters. 996 names appearing on the Register could not be identified by sex.

In analysing the registered voters by age groups, 1,905,188 registered voters who constituted 18.2% of the total number of registered voters were in the age group 26-30 years. Significantly, 66% of the registered voters were 45 years and below. Registered voters over 60 years of age constituted only 11.5% of the total registered voters.

Figure 3. Distribution of Registered voters by Age.

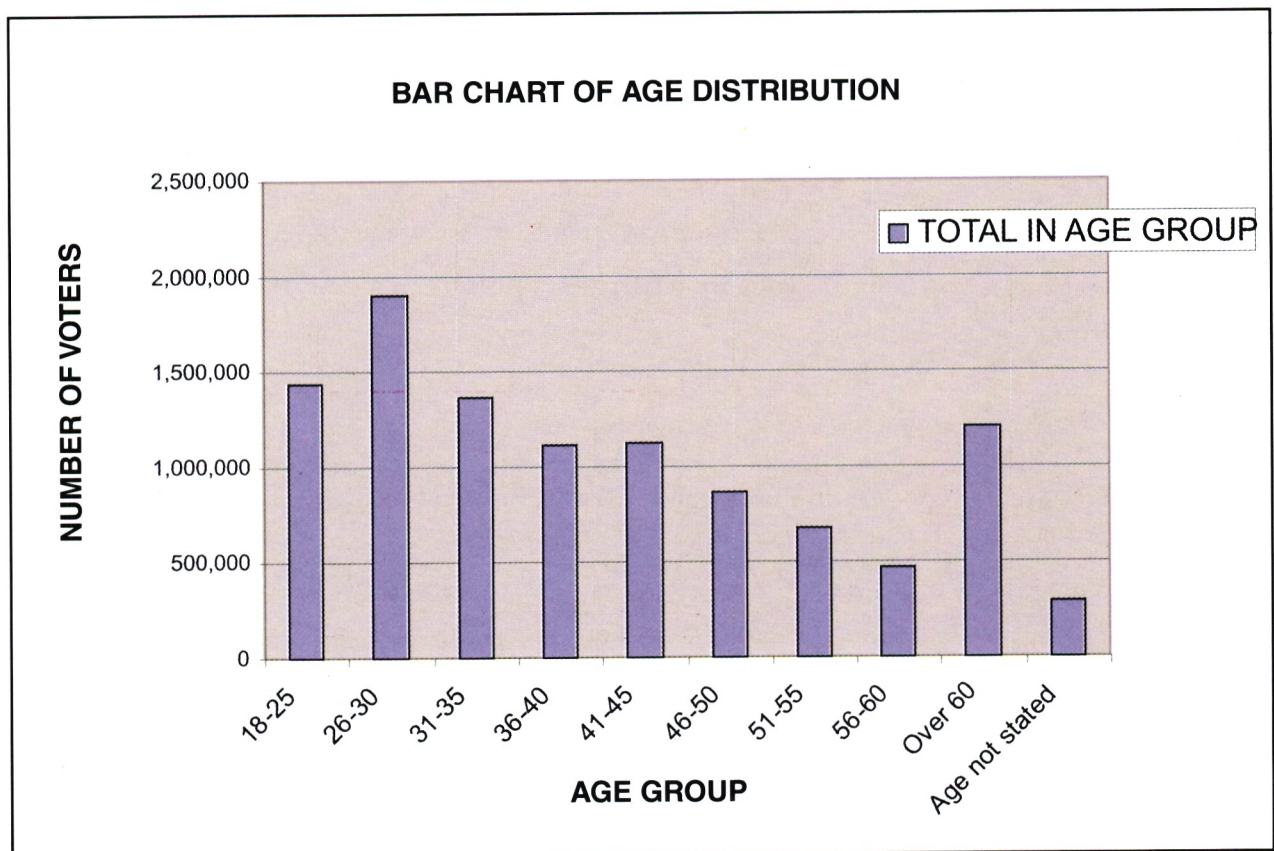
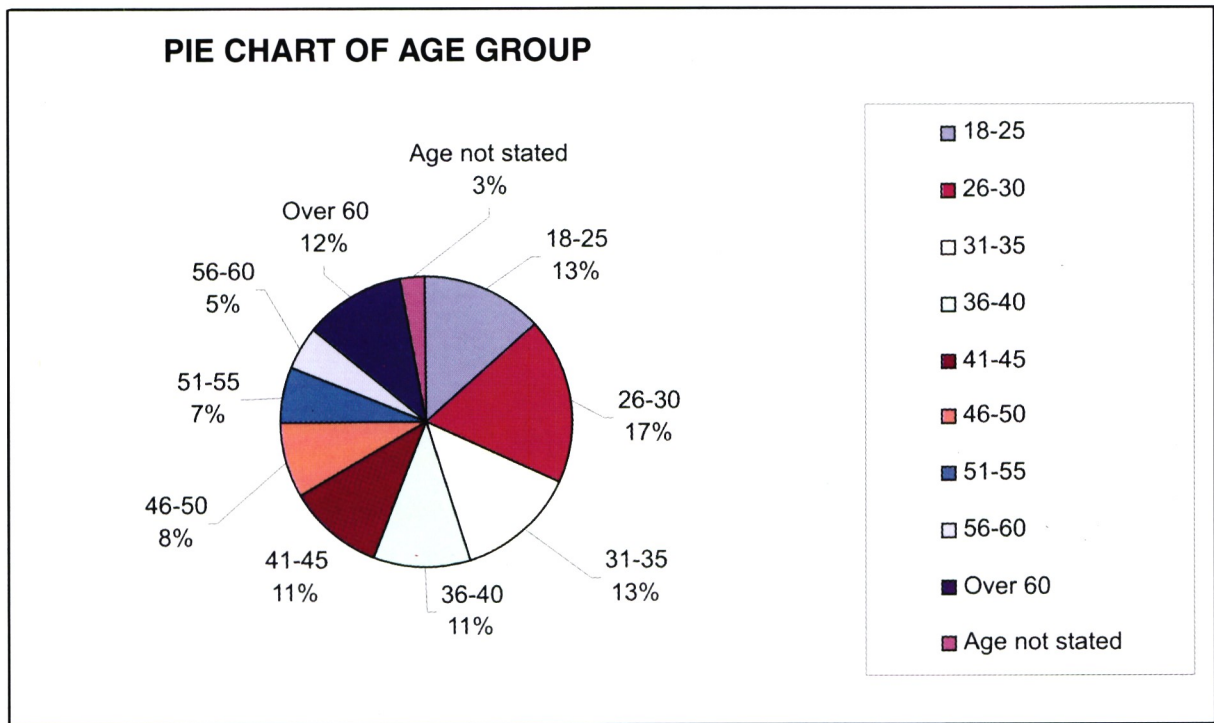


Figure 4. Percentage Distribution of Registered voters by Age.



Just prior to the 2002 General Elections, ECK with the assistance of the International Foundation of Electoral Systems (IFES), decentralised registration of voters by availing computers to the offices of the DEC's. Although there were logistical constraints in the implementation of this project, training of personnel is continuing to enhance registration of voters data capture at the district level.

4.6 Seeking greater cooperation between ECK and Political parties

In order to enhance trust and create dialogue with political parties, ECK organized a series of consultative forums. It activated its Liaison Committee which engaged political parties in the preparations of the 2002 General Elections. ECK organized various consultative forums with political parties on varied electoral activities. Significantly, ECK organized and invited political parties and other stakeholders to a conference to prepare a plan of action aimed at mitigating electoral and political violence prior to and during the 2002 General Elections. Additionally, the

National Democratic Institute (NDI) was instrumental in initiating regional inter-political party meetings to which ECK was invited to participate.

4.7 Identifying areas of legal and electoral reforms and lobbying for their enactment early enough;

Free and fair elections are important indicators of the democratic culture of a country. They are a necessary condition for a successful consolidation of democracy. To achieve a fair and free election, the electoral environment must be one that enables the voter to make informed choices. In this regard, certain electoral reforms were necessary to engender free and fair elections. The ECK made new Regulations under the National Assembly and Presidential Elections Act (Cap. 7) in exercise of the powers conferred to it by Section 34 of the same Act. The Regulations, referred to as Presidential and Parliamentary Elections (Amendment) Regulations 2002, were approved by the National Assembly on October 24th 2002, four days before the dissolution of Parliament. The main purpose of the changes contained in the Regulations was to enhance the credibility of the electoral process and to ensure that the elections were free and fair. The electoral reforms that were undertaken in preparation to the elections of 2002 are discussed below.

ECK identified areas requiring legal and electoral reforms and extensively lobbied for their enactment early enough before the 2002 General Elections. ECK held consultative meetings with registered political parties on the need to have in place legal and electoral reforms prior to the elections. Thereafter, ECK submitted to the Attorney General a draft bill on recommended reforms and which was taken before parliament for debate and enactment. The draft bill on Presidential and Parliamentary Elections Regulations (Amendments) faced a lot of resistance. After intense lobbying with Parliament, the amendments were enacted in October 2002, only four days before dissolution of the eighth parliament.

4.7.1 Identification of candidates' agents

The old Regulation 10(5) allowed agents to wear badges bearing party symbols. This generally signifies a campaign activity, which is prohibited on polling day. To address this problem, reference to 'uniform' was replaced by the word 'insignia', meaning 'an emblem' or 'a party mark' but not uniform.

4.7.2 Nominations of Presidential and Parliamentary candidates

The new Regulation in 2002 introduced a number of changes to ensure that the process of nominations of Presidential candidates was fair and that such candidates enjoy support throughout the country. These changes included: -

- Introducing a non-refundable nomination fee of fifty thousand shillings for Presidential candidates;
- Providing for the nomination of a Presidential candidate to be supported by a minimum of one hundred registered electors from at least five out of the eight provinces in Kenya (intended to reflect a national outlook) besides five hundred other registered electors adding up to 1000 registered voters.

The implementation of this regulation resulted in disqualification from nomination of some presidential candidates because they did not have the requisite support from five provinces. Other changes brought about by the new Regulations on nomination included: -

- The clarification of situations when the Presidential nomination papers would be declared valid or invalid and when the candidate can withdraw from the nomination; and
- Giving for the first time to members of the press and observers the legal right to attend the nomination proceedings.

4.7.3 Disruption of Nomination

Where the process of nominations is interrupted or obstructed by riots, violence, floods or other natural catastrophes, the Regulations empower the returning officers to postpone the nomination process until the reasons for disruptions of the nominations are resolved. This discretion was important and addressed the possible situation where unscrupulous candidates can obstruct or interrupt nominations to deny opponents the opportunity to present themselves for nominations.

4.7.4 Procedure after the Closure of Nominations

The new Regulations require the Returning Officer(s) to post the names of the nominated candidates 'prominently at a place at the returning officer(s) office' where the public has full access.

This was aimed at ensuring transparency in the electoral process and to inform voters the names of nominated candidates and their political party symbols.

4.7.5 Keeping Law and Order at Polling Stations

The new Regulations state that the power conferred on a presiding officer and a Police officer during polling shall not be limited to the area covered by the polling station only. It shall encompass a radius of four hundred metres from the polling station. This was to prevent people who gather outside the polling centres with the aim of interfering with or influencing voters through canvassing and or corruption.

4.7.6 Death of candidates

The new Regulations state that where, after the close of the nomination and before the poll is commenced, proof is given to the satisfaction of the RO of the death of a person who has been duly nominated, the RO shall countermand notice of the poll for that constituency. In that event, all the proceedings with reference to the election in that constituency shall be commenced afresh as if the writ had been received on the day on which proof of the death was given, or in the case of a general election or an election involving other constituencies or electoral areas, the day following the announcement of the last election results. However, no fresh nomination shall be necessary in the case of a person already duly nominated for the countermand election whose nomination shall remain.

4.7.7 Assisted Voters

The new Regulations introduced a number of changes regarding the voting methods and procedures. The most significant was that relating to assisted voters. Electors who were unable to cast the ballot by themselves were allowed to identify and present a person of their choice to assist them to cast their vote in secrecy. The new Regulations allow the PO to make inquiries as to the suitability of the escort. The escort must be 18 years and above but need not be a registered voter. The Regulations require the person assisting an elector to make an oath of secrecy before the PO. In case of a breach, the assisting person shall be guilty of an offence and be liable to a penalty. Also, where a PO allows assistance to electors he/she is required to record in the register, against the name of the elector, that the elector is assisted and the reason for the assistance. The new

Regulations ensured the secrecy of the ballot and also that party agents and ECK officials did not intimidate the voter. However, where the elector required assistance and chose to seek it from the PO, party agents witnessed voting as before.

4.7.8 Counting of votes

These new Regulations introduced a number of changes in the preparation, procedures and method of counting of votes. The most significant of these was empowering POs to count votes at the polling stations instead of transporting them to the returning officers at the constituency level. This was aimed at enhancing the transparency of vote counting. The change boosted confidence in, and enhanced the credibility of, the electoral process by facilitating faster counting, tallying and declaration of results.

The Regulations further require that after counting and tallying of results, the same are posted at a prominent place within the polling station, where the public may have unhindered access. Copies of the results should be given to the party candidate agents.

The new Regulations provided that the POs have powers to order not more than two recounts. It also introduced another category of ballot papers: 'disputed ballot papers.' Other changes regard the sealing of ballot papers and their transportation. POs are required to put the three different packets of ballot papers together with the statements and the declaration of results in the used ballot boxes and then seal the ballot boxes with ECK seal. The PO should then allow the candidates or their counting agents present to affix their own seals on the ballot boxes if they so wish. Thereafter, the ballot box is delivered to the RO who then tallies the results from all the polling stations in the constituency and announces the results of the Parliamentary and Civic elections for that particular constituency.

The RO is required to tally the results from all polling stations in the constituency at the same time and examine the ballot papers marked 'rejected', 'rejection objected to' and 'disputed'. S/he can confirm or vary decisions of the POs on the validity or otherwise of a ballot paper or a vote. Under this Regulation, the decision of the RO is final but can be challenged within an election petition in court. However, the new Regulations empower the ECK to order and supervise a re-count and or

re-tally as is appropriate, and a candidate may within 24 hours petition ECK. The decision of ECK shall be made within 48 hours of such a petition.

4.7.9 Voting by patients and pastoralists

The Regulation empowers ECK to facilitate voting by disadvantaged groups or those in difficult circumstances. These groups include patients, the aged, pastoralists, persons with disabilities and expectant mothers who may be unable to go out to the polling stations without assistance. However, this Regulation was not fully implemented because of time for preparations and other logistical constraints.

4.7.10 Accreditation of election observers

While the old Regulations recognised and provided for the accreditation of observers, their legal rights were not expressly outlined. The new Regulations provide for duties and rights of observers in specified guidelines and requires foreign observers to pay a fee of US Dollars 20 while domestic observers pay Kenya Shillings 100. There is also provision for the revocation of accreditation and the requirement that observers submit their reports to the ECK within six months of announcement of the election results. The changes aim at making the observation process relevant and professional.


4.7.11 Presence of party agents

The law provides for attendance of candidates and or their agents at polling stations. The new Regulations emphasis that failure to attend by candidates and or party agents will not invalidate election activities. This was aimed at resolving the problem of failure of agents or candidates to attend which often resulted in the late commencement of election activities or resulted in election petitions. Initially, the Regulations allowed the candidates'/party agents to wear badges bearing party symbols, but this was replaced in the new Regulations with insignia, an emblem or a party mark.

4.8 Forging closer working relationships between ECK, Civil Society, Religious organizations and NGOs;

Civil society and religious organisations throughout Kenya have been in the forefront of voter education since the crusade for the reintroduction of multiparty democracy in Kenya. In the period after the 1997 General Elections, the major focus of voter education by civil society was on issues of governance, democracy, the voting process, and the election procedures. They used ECK materials including posters, circulars, manuals and curricula in developing their own materials for voter education, and for disseminating voter education information to the electorate. Key players included the National Council of Churches of Kenya (NCCK), Catholic Justice and Peace Commission (CJPC), Supreme Council of Kenya Muslims (SUPKEM), HED, National Civic Education Programme (NCEP), League of Kenya Women Voters (LKWV), Ecumenical Justice and Peace Commission (EJPC), Central Depository Unit (CDU), the Constitution of Kenya Review Commission (CKRC), Hindu Council of Kenya, Coalition for Youth Against Violence (COYAV), Africa Peace Forum (APF), and Coalition for Peaceful Elections (COPE). ECK also used the forum provided by some of these agencies to disseminate voter education to the electorate.

4.9 Intensifying dissemination of Voter Education in the country;



Section 42A (d) of the Constitution gives ECK mandate to promote voter education throughout Kenya. Voter education is public education designed to inform and empower the citizenry on their constitutional rights, obligations, and responsibilities in the electoral processes and good governance.

ECK in the run up to the 2002 Elections underscored that dissemination of voter education was the responsibility of all stakeholders. This included the Government, media, political parties, civil society organisations, schools and the entire public. While ECK is charged with the responsibility of

dissemination of voter education programmes, setting standards and monitoring the implementation of the voter education curriculum, the Government's role has only been facilitative in providing funds which over the years have been insufficient hence the decision to involve other collaborators. The implementation of ECK's voter education programme was started soon after the 1997 General Elections.

In 1999, ECK in collaboration with United Nations Development Programme (UNDP) held a workshop which developed and issued voter education guidelines to collaborating partners in voter education. A resource person from the Electoral Institute of South Africa (EISA) facilitated in developing of the guidelines.

Further in order to have an informed voting public, ECK in collaboration with the Institute for Education in Democracy (IED) with funding from UNDP, trained some of its key personnel on voter education training skills in the year 2000. An additional 10 trainers and 180 Community Based Voter Educators (CBVE's) in 9 selected districts of Nairobi, Mombasa, Kilifi, Makeni, Isiolo, Muranga, Kisumu, Suba and Bungoma were trained in the same project. The project was implemented with financial assistance from the United Nations Development Programme (UNDP).

In 2001, ECK and IED jointly trained 80 Trainers of Trainers (TOTs) on electoral management and voter education. The TOTs' were drawn from each of the 70 districts. The intention was for them to carry-out cascade training of election officials from RO's to the counting/polling clerks in the General Elections and at the same time assist in dissemination of voter education. This capacity-strengthening programme of ECK was financed with assistance from the Australian Agency for International Development (AUSAID). Some of the methods used in dissemination of voter education included: -

- Door to door campaign visits by its trained officials;
- Aggressive Media campaign through television, radio, newspapers, magazines, billboards and film documentaries;
- Workshops, seminars and lectures by its trained officials;
- Public meetings, cultural events, drama, music festivals and the Agricultural Society of Kenya (ASK) shows; and

- Circulars to religious organisations, local administration chiefs, educational institutions, and other community organisations

In order to intensify voter education throughout the country, ECK published a number of guidelines, manuals and booklets, posters, fliers and stickers aimed at giving individual voters basic information on how to participate in elections. These include *Towards Free and Fair Elections*, *Training Manual for Voter Educators*, *Voter Education Curriculum Guide*, *Election Manual*, *A Returning Officers Guide*, *Presiding Officers Guide*, *Polling and Counting Clerks Guide*, *Security Officers Guide*, *Voters Manual and Voters Handbook*, *A Guide For Political Parties and Candidates*, *A Guide for Candidates and Party Agents*, and an abridged version of the *Electoral Code of Conduct* in English and Kiswahili.

Key issues addressed by the ECK's voter education programme between 1997 and 2002 include voter bribery, electoral violence, good leadership, voter registration and eligibility, electoral laws and procedures, the provisions of the Electoral Code of Conduct and procedures on polling, counting and announcement of results. ECK also targeted political parties and candidates in its voter education programmes through the use of the Electoral Code of Conduct.

In addition to the UNDP and AUSAID, other donor agencies and the Government of Kenya offered support to ECK either directly or through civil society organisations (CSOs) in the promotion of the voter education programme. Key among the supporters of the voter media campaign were The Royal Netherlands Embassy (RNI), DFID and CIDA. The United States Agency for International Development (USAID) gave support through IFES in Communication and Information Technology (C&IT) support in training of political parties on election rules was through the National Democratic Institute (NDI). Friedrich Ebert Stiftung (FES) sponsored workshops for political parties to promote understanding of electoral processes and systems.

4.10 Enhancing interaction between ECK, various Government Ministries and Departments, and other related institutions;

ECK engaged Government officials in various ways especially by organizing meetings with them. For the review of Electoral areas/civic wards, ECK consulted with officials from the Ministry of Local Government and Office of the President. Officers from the two Ministries were seconded to ECK to give technical advice during the review of electoral areas in 2001. ECK also engaged the

Registrar of Persons in regard to issuance of National Identity Cards (ID) to enable eligible persons to register as voters in the 2000, 2001 and 2002 National Voter Registration exercises. Further, in order to delete or purge names of dead voters from the voters registers ECK approached and held meetings with the Registrar of Births and Deaths on modalities of availing data to ECK on names of dead voters.

In order to conduct free and fair elections, ECK realized the importance of cultivating understanding with the Police and held several meetings on the role of the Police in elections. ECK also trained the Police on electoral procedures in an effort to enhance maintenance of peace and order during elections.

ECK also involved locational chiefs and their assistants in promoting voter education in their areas by mobilizing the public especially in the nine selected districts in the Voter Education Pilot Project, and also during the review of electoral areas and voter registration exercises. Chiefs were also very helpful in identification of polling stations in readiness for the General Elections.

ECK benefited greatly from civic education campaigns mounted by CKRC which created public awareness on democratic rights raising and the need for the voting public to participate in the new political dispensation. This massive awareness campaign was a boon to ECK as the General Elections were imminent at the time.

4.11 Reaching out to various national and international organizations;

Beginning 1998, ECK sought the collaboration of various national and international organizations in Kenya especially those organizations that lay emphasis on matters of governance and democracy in Kenya. ECK allowed increased access to its offices with the aim of enhancing interaction, learning best electoral practices and also to allow the organizations to have an understanding of the internal operations of ECK. The first meetings in 1998 were with the Donor Development Group (DDG) and later with U.N.D.P. which led to implementation of a voter education pilot project in 9 selected districts. UNDP also provided support in training of election personnel and observation of elections.

The Commonwealth Secretariat provided technical assistance in the development of media guidelines for the coverage of 2002 General Elections. U.S.A.I.D through IFES provided commodity support to ECK in procurement of computers and satellite telephones. A number of National and International Organizations were accredited to observe the 2002 general elections with the aim of enhancing the credibility of the elections. Notable among the international organizations accredited were the European Union, the Commonwealth Secretariat, the Carter Centre, International Republican Institute (IRI), African Union (AU), and Foreign based missions in Kenya. Locally, the Kenya Domestic Observer Group (K-DOP) was the largest organization accredited to observe the elections. ECK in support of the observer groups held various meetings with these groups and agreed on important strategies on the observation of elections.

4.12. Boundary Review

4.12.1 Parliamentary Constituencies

ECK did not carry out any review of constituency boundaries between 1997 and 2002. Although a national population census was carried out in 1999, Parliament had not ruled on the number of Parliamentary constituencies. Again, the population census was carried too close to the 2002 General Elections to allow for a comprehensive review of Parliamentary constituencies.

4.12.2 Local Authorities Review

ECK carried out a review of the number, boundaries and names of electoral areas/wards in 2001 as a deliberate measure prior to the 2002 General Elections. The review was undertaken after wide consultations with registered political parties, Office of the President and after making inquiries from various sources including Local Authorities and the public. The general view was that there was over-representation in most Local Authorities.

Before carrying out the review, press announcements were made requesting the public to make written submissions to ECK after which, commencing 2001, public hearings were held in each of the 70 districts (See schedule of visits in Appendix 3A and 3B)

The review was based on the principle of equal representation, similar to the principle on delimitation of Parliamentary constituencies, which inter-alia states that the electoral areas should

contain nearly as equal numbers of inhabitants as appears reasonably practicable. However, ECK may depart from this principle in consideration of:-

- a) the density of population, and in particular the need to ensure adequate representation of urban and sparsely populated areas;
- b) Population trends;
- c) the means of communication;
- d) geographical features;
- e) community of interest; and
- f) the boundaries of existing administrative areas.

At the end of the review ECK decided to reduce the number of wards from 2,955 in 1997 to 2,093 in 2001.

4.12.3 Additional Electoral Areas

ECK received about 200 memoranda requesting additional electoral areas. While ECK was not against the creation of more electoral areas over and above what it had already approved, it was conscious of the serious consequences of random, haphazard or unplanned increases. It was convinced that this issue could not be dealt with satisfactorily within the time left for the consideration of the appeals and petitions. ECK thus conceded to a limited number of requests for increases only on very exceptional circumstances.

Requests for either alterations or mergers and those for change of names of the electoral areas were granted in a majority of cases. These requests were only rejected in cases where they would lead to creation of additional electoral areas. After the appeals the number of electoral areas was slightly raised from 2,093 to a total of 2,104 wards.

4.13 Enhancing interaction between ECK and the Media

4.13.1 The Media Centre

On December 2nd 2003, ECK set-up a media centre at Charter Hall, Nairobi. The purpose of the centre was to co-ordinate the dissemination of information on the electoral process to the media and also issue accreditation to local and foreign journalists covering the elections.

Under the new Regulations, the media personnel were accredited in the same manner as election observers. Like observers, they enjoyed equal rights upon meeting the criteria set by ECK. The centre accredited about 2000 local and foreign journalists. No accreditation fees was charged to the media personnel.

4.13.2 Media Guidelines

In preparation of the 2002 General Elections, ECK developed guidelines for the media especially targeting public owned broadcasting houses on the coverage of the elections. The guidelines were developed to ensure that the media made a positive contribution to free and fair elections, during the campaigns and the weeks preceding the polling day. Media houses were expected to use their professional judgement in ensuring balanced coverage of the political party campaigns so that no political party however small or large was excluded or allocated undue coverage. It was also expected that the media would give as much information as possible to the public in order to make informed choices at the polls.

The media guidelines were developed with assistance from the Commonwealth Secretariat which seconded a media consultant, Mr. Tim Neale, to ECK for a month prior to the elections.

ECK liaised with the Ministry of Foreign Affairs and International Cooperation which also had set up a Media Desk at its offices where foreign missions based in Nairobi or the region and other interested parties were given information on the electoral process in Kenya.


4.13.3 Media Campaign

ECK realized the need to mount on aggressive media campaign for publicity and dissemination of voter education information on the elections. Some development partners were approached for support in developing a media campaign strategy for the election. A marketing firm Lowe Scanad was contracted by the development partners to implement the mass media campaign for ECK. The campaign themes focused on election violence, voter bribery and leadership. The campaign also focussed on raising awareness to encourage high voter turnout on polling day. This mass media voter education campaign cost Kshs. 52 Million to mount where the Royal Netherlands Embassy was the main sponsor.



Who has their property destroyed by election violence?

Not the leaders who incite it.

 **YOUR VOTE. YOUR FUTURE.**

The media, particularly the privately owned media houses assisted ECK in many ways in disseminating information to the electorate. ECK also used the media to disseminate information to the electorate on the electoral timetable, voter registration, and other issues related to the 2002 General Election.

4.14. Personnel Recruitment and Training

ECK was convinced that in order to organise free and fair elections, it had to put together a team of committed and competent personnel by affording them relevant exposure on elections. As a result, ECK in collaboration with other partners, undertook various training programmes, study tours and numerous workshops for its Commissioners and officials. These included: -

- Overseas study tours, international conferences and workshops and election observations missions sponsored by the Kenyan Government in collaboration with the Organisation of African Unity (OAU, now the African Union), IFES, CIDA, the Commonwealth Secretariat, USAID, African Association of Electoral Authorities (AAEA), Friedrich Ebert Stiftung (FES) and Hans-Siedel-Stiftung, Nairobi.
- A series of training workshops for voter registration officials were carried out. Training of 80 TOTs on electoral administration and management was undertaken with financial assistance from AUSAID and UNDP. The commitment shown by these organisations was commendable.
- Participating in election activities organised by the AAEA and Central and Eastern European Electoral Authorities Organisation (CEEFAO). ECK Commissioners attended activities arranged by these organisations.
- Workshops and seminars with CSOs and political parties to create an ideal climate for the holding of elections.
- Training of 210 ROs with assistance from AUSAID and UNDP.
- Consultative meetings with senior Police officers on electoral violence and subsequent training of security personnel attached to ECK.

In recruitment of election officials ECK issued recruitment guidelines and received applications for positions of ROs, DROs and AROs. ECK then considered the applications and identified suitable

and qualified personnel to serve as ROs, DROs and AROs. RO's who were recruited were then gazetted as election officials in November 2002 and deployed to their respective stations after training. The training was carried out by TOT's aided by Commissioners and IED officials. The TOT's and trainees used manuals and guidelines developed earlier by ECK. The manuals and guides used included:-

- Election Manual
- A Returning Officers Guide
- Presiding Officers Guide
- Guidelines for Polling and Counting Clerks
- Guidelines for Elections Security Officers (Police)
- Guidelines for Election Observers
- Guidelines for Candidates and Party Agents; and
- Electoral Code of Conduct

The ROs, TOT's and the DECs organised provincial workshops in November 2002 and jointly trained 420 Deputy/Assistant ROs, on electoral administration and management and the new changes on the electoral laws and Regulations. Subsequently, the ROs in consultation with ECK recruited and trained 32,000 Presiding and Deputy Presiding Officers, and 108,000 polling/counting clerks in December 2002. In addition, about 36,000 security officers were recruited and trained to ensure efficient conduct of elections and proper maintenance of peace and security during campaigns and polling.

During the meetings between ECK and political parties, ECK had made an offer to political parties to train party agents along side its election officers. Political parties had basically accepted the offer but only a handful presented their agents for training. Police Officers at the invitation of RO's were also trained.



Training of Election Officials

FREE AND FAIR ELECTIONS

4.15 Logistics and Co-ordination

4.15.1 Budget & Finance

In order to effect proper management of finances, ECK was to:

- Ensure proper application of funds earmarked for the 2002 General Elections;

- Draw a budget stating the numbers and amounts on each of the budget items to ensure the transparent utilisation of funds;
- Address financial shortfalls witnessed in the 1997 General Elections in terms of pending bills and misapplication of funds;
- Ensure success in timely disbursement of funds to the districts and ensure prompt payment of commitments when due to avoid unnecessary complaints and litigation against ECK; and
- Incorporate anticipated changes in the budgets for instance counting at the polling stations and its financial implication in terms of personnel and election materials.

ECK is wholly funded by the Kenya Government to meet its election expenses. Some development partners chipped in to support some projects for example, in piloting a voter education project in 9 selected districts; (Nairobi, Mombasa, Kilifi, Makuani, Isiolo, Muranga, Kisumu, Suba and Bungoma), in the implementation of the 2002 mass media campaign and the commodity support in communications equipments (Satellite telephones, faxes and computers).

During the 2002 financial year, the budgetary estimates for the General Elections were Kshs.5,768,616,212/= (Five Billion, Seven Hundred and Sixty Eight Million, Six Hundred and Sixteen Thousand, Two Hundred and Twelve Hundred) against the approved estimates of Kshs. 4,000,000,000 (four billion) which was provided. It is important to note that Treasury made timely disbursement of the funds to ECK thus allowing the conduct of the general elections to proceed without interruption.

Nomination fees (Revenue Collected)

A total of Kshs. 12,270,000.00/= was collected as nomination fees by aspirants for Presidential, Parliamentary and Civic seats.

Donor Support

ECK received donor funding in support of four programme areas:-

- Mounting Voter Education in 9 pilot districts using training seminars, Community Based Voter Educators (CBVE's), radio and newspaper advertisements for dissemination of voter education amounting to Kshs.5.5 million

- Training of election officials for the 2002 General Elections amounted to Kshs. 4.8 million
- Implementing Mass Media Voter Education Campaign for 8 weeks prior to the election day where support in this area amounted to Kshs. 45,500,000.
- Supply of communication equipment such as computers, telefaxes and mobile satellite telephones. This commodity support amounted to Kshs. 20.9 million for 131 satellite telephones, US\$ 512,945 for telefaxes and accessories and US\$ 943,214 for computers and computer printers.

4.15.2 Transport

For the efficient management of transport of election materials and personnel, a country wide survey on transport requirements was undertaken early enough with the aim of harmonising transport hire charges as opposed to the flat rates used in 1997. It also took into account that ECK no longer entirely relies on Government vehicles. The terms of reference for the survey were based on the following parameters: -

- Distances between the constituency headquarters and the polling stations;
- The terrain of the areas involved;
- The concentration of polling stations;
- Availability of vehicles in the area/district/constituency; and
- Types of vehicles suitable for the area

In transport and other logistics, the ECK was to:-

- Determine the number of vehicles required for the General Election;
- Harmonise operations in terms of provision of transport by determining the number of days for hire;
- Determine the market rates of hire countrywide;
- Determine the total cost of transport versus the available resources;
- Avoid transport malpractices witnessed in the 1997 General Elections in terms of excessive repairs and payments made for the use of non-existent vehicles; and
- Determine the cost and co-ordination of transport in respect of election materials.

Going by the transport crisis ECK faced in the 1997 General Elections, greater emphasis this time round was put on planning for transport. ECK looked into the transport requirements and categorised them as follows: -

- Transport of Returning Officers and DECs during the entire election period;
- Transport of non-strategic election materials prior to the election day;
- Transport of ballot papers to constituencies; and
- Transport of election officials on polling day and delivery of results to collation / tallying centres.

Other crucial information and activities that helped in the organisation of transport were:

- The DECs were asked to zone their areas so that hire for transport for short distances from the constituency headquarters be different from distant polling stations;
- DECs to combine use of vehicles to the polling stations for two or more centres depending on the routes taken and the materials and personnel to be transported;
- The DECs were to give the type of vehicles suitable for their areas bearing in mind the capacity of the vehicle, the number of personnel and the terrain.
- The DECs were to give the hire rates per zone as per information collected by them from transporters.

Arrangements for use of air transport for election materials especially ballot papers and election officials for areas not accessible by road were also made. ECK identified all inaccessible areas and made arrangements with the Kenya Air Force, Police and private air charter companies to ferry election materials and personnel. A total of 7 aircrafts, two each from the Air Force and the Police and three from private air charters respectively were used.

Besides use of four wheel drive vehicles, lorries and other conventional motorized transport, ECK made arrangements to use 83 motorboats, 18 tractors, 9 donkeys, 173 human porters, and 1 canoe to transport election materials and officials for the 2002 General Elections.

4.15.3 Procurement of election materials

Election materials used in the 2002 General Elections included strategic and non-strategic materials. Strategic materials consisted of ballot papers, plastic ballot boxes, plastic security rivets, indelible ink, seals and rubber stamps. Non-strategic materials include polling booths, lamps, stamps and stationery. In procurement of materials, including the printing of ballot papers, ECK took into consideration their suitability and efficacy. It also took into consideration the materials in stock and made provision for purchases to make good the deficit. Provision was also made for disposal of unserviceable stores. For the first time, ECK procured gas lamps to be used in some areas instead of pressure lamps.

The ECK adopted an open tender system for procurement and supply of required materials. Tenders were advertised, awarded and orders were then placed immediately to successful bidders.

4.15.4 The storage of election materials

ECK ensured adequate and safe storage of election materials and their timely distribution in all the districts.

4.15.5 The Election Personnel

ECK looked closely into the personnel requirements such as the qualifications, the cadres of personnel to be hired and their numbers. Other considerations made included training of the personnel, training materials and venues, deployment and terms of employment (number of days and payment rates per day).

In view of the new Regulations requiring polling and counting of votes to be carried out at the polling stations, and taking into consideration the calibre of personnel required, ECK decided to deploy six clerks for each polling station. The clerks were to revert to counting assistants after polling. In order to comply with the new Regulations, numerous simulation exercises on polling and counting were conducted prior to deployment of the polling / counting clerks.

4.15.6 Deliveries and Distribution of Election Materials and Equipment

Deliveries were done as provided for in the respective tender arrangements. For local procurements, which comprised mainly non-strategic items, for example stationery and gas lamps, deliveries were made in September 2002. However, delivery of Hessian cloth was made on November 14th 2002. This delay was occasioned by bulkiness and mode of transport (by sea). Overseas procurement of strategic materials including ballot boxes, security rivets, rubber stamps, and other materials, were delivered on time.

ECK realised that the quantities of materials to be issued to the districts were voluminous and would require secure storage at the districts. Thus, it decided that all materials, apart from ballot papers, should be at the districts early enough for the officers to verify the quantities of all materials delivered to avoid shortages and last minute rush. ECK undertook a survey on storage facilities at the districts. For the districts without storage facilities, ECK was able to hire stores at reasonable rates.

After acquiring suitable storage facilities at the districts, the next action was to plan on the distribution. Deliveries of materials procured were made progressively and distribution began on October 31st 2002 for non-strategic materials. The DECs contributed immensely towards guiding ECK on the transport requirements in terms of the number and type of the vehicles required per district and the approximate cost for the purpose of budgeting. Open tender for hire of transport was followed.

The ECK purchased two lorries in addition to the hired transport and drew a programme on the distribution of materials. It was planned that the distribution of materials be done in two stages as follows: -

Except for ballot papers, all other election materials such as ballot boxes, lamps and laminating machines were to be distributed to the districts using ECK and National Youth Service vehicles. This was to assist in decongesting the warehouse thereby providing room for handling other materials. This was done and completed between October 25th and December 5th 2002.

On the distribution of ballot papers, ECK made a programme that began on December 22nd 2002. Ballot papers were to be collected by a DEC and one returning officer and transported directly to the constituencies where distribution to the polling stations was to be done on December 26th 2002. This became successful and financial savings were realised. Materials for distant areas of the North Rift Valley, parts of Eastern and North Eastern Provinces including Tana River and Lamu District were delivered by air in the company of senior ECK officials.

It was agreed that all materials be delivered to all the polling stations before 4.00 am on the polling day. However, some materials were delivered fairly late. Bad roads resulting from heavy rainfall was a major problem that adversely affected transport arrangement in most areas in the country on the Election Day. Compared to 1997, ECK was better prepared this time and began transporting bulky materials - polling booths, ballot boxes, ballot papers, kerosene lamps and instructional booklets for polling officials as early as December 23rd 2002.

By midnight of December 26th 2002, a majority of polling stations had received all the materials. For areas in the North Eastern, parts of Coast and Rift Valley Provinces, ECK hired military and Police helicopters to transport the election materials. Correct materials were delivered in a majority of the polling stations, a few logistical problems notwithstanding. Notable problems included: -

- Mistakes on the Parliamentary ballot papers in Magarini constituency: Here, Chama Cha Umma party was given the symbol of a ram instead of a pot. When the error was noticed, ECK held discussions with the affected parties and the elections went on as scheduled, although the candidate for Chama Cha Umma party withdrew from the race on the eve of the elections.
- Cases of mix-up in serial numbers of ballot papers were also recorded in some polling stations. This was however attributed to mix-ups during distribution of the ballot papers. However firm instructions had been given to the printer on printing, packaging, and delivery of ballot papers to individual polling stations to forestall any mix-ups

Preparations for use of air transport in areas not accessible by road were also made. The first phase of air transport started on December 24th 2002 with the Kenya Air Force transporting ballot papers

to destinations in North Eastern and Coast Provinces. The second phase was the distribution of election materials and deployment of personnel to the inaccessible polling stations using the Air Force and Police helicopters. The third phase was to return the ballot boxes and personnel to the constituency offices after elections. On the polling day, some areas in the South Rift were inaccessible, forcing ECK to use the Kenya Army helicopters to transport materials and personnel, for example to Kajiado South and Kajiado North Constituencies. Other areas covered by air transport during the 2002 General Elections were North Horr, Turkana North, Fafi, Ijara, Bura, Galole, Garsen, Lamu, and Wajir.

4.16 Communication and Information Technology

ECK in its effort to decentralize voter registration commenced by taking computers to the field offices in the district, but this process is yet to yield results. All the 70 district election offices were provided with personal computers for data capture. In addition to the computers, the offices were supplied with facsimile machines for relaying nomination and election results and any other elections related information to ECK headquarters. For the first time also, District Election Officers and ROs in areas not linked to reliable landline telephone services were supplied with satellite telephones.

CHAPTER 5

NOMINATIONS

5.1 Political Realignment Ahead of the 2002 General Elections.

After ECK officially declared Daniel Moi the winner of the 1997 General Elections, Mwai Kibaki of DP, Raila Odinga of NDP, Charity Ngilu of SDP and Michael Wamalwa of FORD-K rejected the Presidential Election results. Kibaki went to court to challenge the election of President Moi. ECK was enjoined in this Election Petition as a respondent due to its role as the administrator of the elections. The Election Petition was struck out by the High Court on a technicality. Afterwards, NDP went ahead with KANU in an initiative that culminated into a merger with KANU where upon NDP was dissolved on March 18th 2002.

Meanwhile, on the other side of the political divide, the opposition parties were working out a formula for an alliance that would lead to the fielding of a single presidential candidate to face KANU in the ensuing elections. Major Parliamentary political parties in this discussion were Democratic Party of Kenya (DP), FORD-Kenya, and Social Democratic Party (SDP). A leadership crisis emerged in SDP, posing a threat to the emerging united opposition force. Charity Ngilu left SDP to form National Party of Kenya (NPK). NPK, DP and FORD-K later coalesced to form the National Alliance Party of Kenya (NAK).

The third force to emerge was Ford-People with Simeon Nyachae as its Presidential candidate.

Political differences started emerging within KANU. Many party leaders were not comfortable with the way Mr. Uhuru Kenyatta was allegedly selected by President Moi as his preferred Presidential candidate, though the party constitution gives the Chairman powers to nominate candidates directly. The split within KANU became real when some of the leaders broke ranks with Moi on his position and formed movements like Western Alliance and later the Rainbow Alliance, which were used to campaign against Moi's approach in arriving at his successor.

Further media reports indicated growing discontent within KANU which led to the departure from the party of Moody Awori, Raila Odinga, George Saitoti and Kalonzo Musyoka who were associated

with the Rainbow Alliance. The break-up reportedly occurred on the day KANU¹ was to hold nominations for its Presidential candidate. They joined the Liberal Democratic Party (LDP). The LDP faction organised a parallel rally at Uhuru Park on October 14th 2002 to relaunch their party while KANU¹ held its rally at Kasarani Stadium on the same day. Later NAK and LDP formed a coalition referred to as the National Rainbow Coalition (NARC) which sponsored the alliance candidates in the 2002 General Elections.

5.2 Intra-party nominations.

The Constitution of Kenya under Section 34(d) states that ‘all candidates for National Assembly, or Presidential elections must be sponsored by a political party’. The Constitution does not give clear guidelines on the nomination methods but leaves this to a Parliamentary Act. The National Assembly and Presidential Elections Act, which Section 34(d) of the Constitution refers to, only makes reference to the rules or constitutions of political parties on the nomination of candidates. This ambiguity led to cases where political parties nominated more than one candidate to vie for a seat. In addition to the problem of double certificates, ECK also faced the problem of withdrawal of a few candidates who wrote to it withdrawing from the elections after they had been validly nominated. Nonetheless ECK did not include their names in the ballot paper. This decision was arrived at by ECK not only to avoid confusing voters on the participating candidates, but also to maintain the integrity of the electoral process. To safeguard its position, ECK compelled the withdrawing candidates to put this in writing and file it with ECK personally. ECK was convinced it was only fair to do so as these requests came from all the major political parties.

Political parties used different nomination methods ranging from secret balloting, queue voting and acclamation in previous elections. During the 2002 party nominations, this requirement was flouted, and some candidates were given nomination certificates without going through a nomination process.

5.3 ECK Nominations

5.3.1 Presidential Nominations

Upon dissolution of Parliament and issuance of the writ by the Speaker of the National Assembly, ECK released a timetable specifying dates for receiving party nominees for clearance.

Formal nominations for presidential candidates were held on 16th – 17th November 2003 at County Hall in Nairobi. A schedule for receiving the candidates had been prepared as shown in table 3:-

Table 3. Schedule for Presidential Nominations

	Date	Time	Candidate's Name	Party Name	No. of Supporters (excluding Proposers & Seconders)
1	18.11.02	11.30 a.m	Mr. Uhuru Kenyatta	KANU	2,057
2	18.11.02	12.30 p.m	Mr. Mwai Kibaki	NARC	3,026
3	18.11.02	3.00 p.m.	Mr. Waweru Ngethe	Chama Cha Umma	1,026
4	18.11.02	3.30 p.m.	Mr. Joseph N. Karani	Kenya Patriotic Trust Party	-
5	19.11.02	10.00 a.m.	Mr. Simeon Nyachae	FORD-People	1,547
6	19.11.02	2.30 p.m	Mr. James Orengo	Social Democratic Party	1,202
7	19.11.02	3.00 p.m.	Mr. Joseph N. Karani	Kenya Patriotic Trust Party	953
8	19.11.02	3.30 p.m.	Dr. Lihanda K. Savai	K R R P	-
9	19.11.02	3.30 p.m.	Mr. Martin Shikuku	FORD – Asili	-

A total of five Presidential candidates; Uhuru Muigai Kenyatta of KANU, Mwai Kibaki of NARC, Simeon Nyachae of FORD – People, James Aggrey Orengo of SDP and Waweru Ngethe of Chama Cha Umma Party were validly nominated to contest the 2002 General Elections. Two candidates namely, Dr. Lihanda K. Savai of Kenya Republican Reformation Party (KRRP) and Mr. Joseph Ngacha Karani of Kenya Patriotic Trust Party (KPTP) were disqualified. Dr. Savai was unable to pay the nomination fee as required by law while Mr. Karani was disqualified on account of failing to have a minimum of one hundred supporters from at least each of five provinces as provided for in the Regulations.

Mr. Martin Shikuku of FORD - Asili and Mr. Gachuru Wa Karengi of Kenya Peoples Party (KPP) withdrew their candidacy before presenting their nomination papers while Mr. Nixon Kukubo Jeremiah of The Republican Party of Kenya (RPK) was time barred. Mr Stephen Oludhe of Economic Independence Party (EIP) did not turn up for the nominations.

5.3.2 Parliamentary Nominations

Nominations for Parliamentary candidates were conducted at the constituency offices in the two days allocated for the exercise from 25th – 26th November 2002. A total of 1,033 Parliamentary candidates who comprised 44 women candidates were validly nominated to contest the elections. Names of the validly nominated candidates were widely published in their respective constituencies by 30th November 2002.

5.3.3 Civic Nominations

Nominations for civic elections were also carried out on 25th – 26th November 2002 at constituency offices. A total of 7,009 civic candidates were cleared to contest the 2002 General Elections.

5.4 Double/Multiple Nominations

Some parties presented more than one candidate to ECK for the same seat. ECK was greatly inconvenienced since names of candidates to be cleared kept on changing as late as the time of the printing of the ballot papers. This equally caused great anguish for those candidates who were duly nominated but subsequently replaced by their political parties with other candidates. Some of the aggrieved candidates defected to other parties while others sought legal redress. Table 4 below shows cases where political parties presented more than one candidate for clearance by ECK.

**Table 4. CASES OF DOUBLE PARTY NOMINATION CERTIFICATES
PRESENTED FOR ECK CLEARANCE**

No	Political Party	Const./ Electoral Area	Civic / Parliamentary	First Candidate	Second Candidate
1	Kanu	Kamukunji	Parliamentary	Ali Seifudin Abdi Ahmed	Simon Nganga Mbugua
2	SDP	Starehe (Nairobi Central Ward)	Civic	Murimi Njau	Macho Kimaru
3	Narc	Uriri	Parliamentary	George O. Ochola	Herman.O Omamba
4	Narc	Marakwet West	Parliamentary	Francis Mutwol	Boaz Kaino
5	Narc	Konoin	Parliamentary	Peter K. Bett	Ronald K. Ngeny
6	Narc	Kwanza	Parliamentary	Dr. Noah Wekesa	Ferdinand K. Wanyonyi
7	Narc	Embakasi (Komarock Ward)	Civic	Fred M. Juma	Julius N. Ngare
8	Narc	Embakasi (Kayole Ward)	Civic	Narman Ogwenso	Walter Okeyo Mbate
9	Narc	Kasipul Kabondo	Parliamentary	Oloo Otula	Eng. Peter Owidi
10	Narc	Rangwe	Parliamentary	Dr. Shem Ochuodho	Eng. Philip Okundi
11	Narc	Vihiga (Lugaga Ward)	Civic	Patrick A. Opati	Jacob K. Opote
12	Ford-P.	Kiharu	Parliamentary	Alfred Njoroge	Nicholas K Njugi
13	Kanu	Laikipia West	Parliamentary	Njenga Maina	Muruthi Muriithi
14	Narc	Budalangi	Parliamentary	Peter Leo Agweli	Raphael Wanjala
15	Kanu	Matuga	Parliamentary	Suleiman Mwaronga Kamolleh	Mwanyoha Hassan Mohamed
16	Narc	Starehe	Parliamentary	Jimnah Mbaru	Maina Kamanda
17	Narc	Runyenjes	Parliamentary	Cecily Mbarire	Martin Nyaga Wambora
18	Narc	Vihiga	Parliamentary	Jacob K. Opote	Andrew Ndooli Ligale
19	Ford-P	Kimilili	Parliamentary	Ferdinand K. Wanjala	Richard Wekesa
20	Kanu	Saboti	Parliamentary	John Lewis Ndombi	Fredrick Pius Wafula
21.	Narc	Kimilili	Parliamentary	Dr. Mukhisa Kituyi	Suleiman K. Murunga

22	Narc	Emuhaya	Parliamentary	Elphas Mungaya	Kenneth Otito Marende
23.	Narc	Eldoret East	Parliamentary	Boaz Kipchumba Keino	Simon Chepsiror Lilan
24.	Ford-P	Isiolo North	Parliamentary	Romano Losike Najur	Dominic Thurania MP/maingi
25.	Narc	Mandera Central	Parliamentary	Adan Mohamed Noor	Abdul Ebrahim Haro Kore
26.	Narc	Karachuonyo	Parliamentary	Peter Ottieno Owido	Adhu Awiti

In previous elections where similar problems were experienced, ECK adopted the policy of first come first served. This policy was adopted following a High Court ruling in election petition No. 5 of 1993 between Suleiman Rashid Shakombo (petitioner) and John Mwalaka and 5 others (respondents)³. However, during the 2002 elections, ECK issued instructions to the ROs to apply the new rules in receiving certificates as presented by candidates and make decisions appropriately. In situations where such decisions could not be arrived at by the ROs, the cases were forwarded to ECK headquarters. ECK thus arrived at the decision on candidates to be nominated in such cases after consulting the political parties concerned. The new rules enacted in 2002 gave political parties powers to decide on the candidate to be nominated for an election, the method notwithstanding.

³ The court held that regulation 19 of the Presidential and Parliamentary Elections Regulations permits **only** a candidate to withdraw, and if a candidate fails or declines to do so before the time for nomination before the returning officer then that candidate remains a candidate, that there is no provision for a political party to withdraw the candidature of a candidate after its party nomination, that only one candidate can be sponsored by a political party for an election in parliamentary constituency and that **the first candidate having presented his/her nomination papers first and the papers being in order, no more papers could be validly presented or accepted for nomination by the returning officer.** Refer to S.M. Kivutu *A Digest Of Important Unreported Election Petitions and Cases 1993-1997 (1998)* pg 14-15

CHAPTER 6

CAMPAIGNS FOR THE 2002 GENERAL ELECTION

6.1. Definition and introductory remarks

In the context of this report and for purposes of the 2002 General Elections in Kenya, campaigns refer to the series of coordinated events, operations and activities, such as public speaking and rallies undertaken as part of the electoral process and designed to achieve a political objective, namely the winning of elections. Although the entire Kenyan society has a stake in the electoral campaigns, key stakeholders can be identified as political parties and politicians on the one hand and the electorate on the other.

ECK is the body charged with the constitutional mandate of managing and supervising the electoral process in Kenya. It is also a major stakeholder in the electoral campaigns. Electoral campaigns are an important component of the electoral process, which in a nascent democracy like Kenya, require concerted nurturing, monitoring and observation by Government, civil society organisations, the media and observers among others. This chapter will examine and critique the conduct of the electoral campaigns leading to the 2002 General Elections in Kenya, the role and conduct of political parties, the ECK, the Government and other stakeholders in the electoral campaigns. It will also highlight the incidences of electoral violence, offences and irregularities witnessed during the electoral campaigns for the 2002 General Elections.

6.2. The legal framework

The Constitution of Kenya is the basic law upon which electoral campaigns are founded. Electoral campaigns are invariably about political parties, politicians and politicking in the context of winning the vote of the electorate. Inherent in the electoral campaigns are the fundamental rights and freedoms which the Constitution protects, especially the freedom of conscience, the freedom of expression, the freedom of assembly and association and the freedom of movement. Other than the Constitution, there is a plethora of other laws, rules and Regulations, which govern and regulate the electoral campaigns, of which the significant ones include The Public Order and Preservation of Public Security Act, The Police Act, The Election Offences Act, The Penal Code, The Kenya

Broadcasting Corporation Act, The National Assembly and Presidential Elections Act and The Electoral Code of Conduct which is a schedule of the National Assembly and Presidential Elections Act.

6.3. The Election Offences Act and the Electoral Code of Conduct

Election offences and malpractices have remained a common feature in Kenya's electoral process since independence. Conscious of the potential dangers of electoral offences and malpractices, Parliament enacted the Election Offences Act in 1958 to criminalize certain practices by candidates and voters in the spirit of promoting free and fair elections. Inherent in the spirit of the Election Offences Act is the sanctity of among others free and fair electoral campaigns, devoid of violence, intimidation, threats, and undue influence over voters to influence election outcomes.

The Electoral Code of Conduct resulted from the Inter-Parliamentary Party Group (IPPG) meetings and negotiations in 1997. It was introduced as part of the 4th Schedule to the National Assembly and Presidential Elections Act (Cap 7 Laws of Kenya). Its purpose was to further promote conditions conducive to the practice and conduct of free and fair elections and to curb incidents of electoral fraud, bribery, use of duress, force and intimidation during the electoral process. It also seeks to create a climate of tolerance in which political activity; campaigning and public discourse may take place freely and openly during an election period. Indeed, it is the Electoral Code of Conduct which deals with the subject of electoral campaigns.

The Code binds the registered political parties, party leaders, officials, members and every party candidate or nominee under the electoral laws, to observe orders of the Code. The Code requires those it binds to among others:-

- To give wide publicity to the Code in all the campaigns;
- Publicly and repeatedly condemn, avoid and take steps to prevent violence and intimidation, and to avoid the use of language or any kind of action which may lead to violence or intimidation;

- Promote free electoral campaigns by lawful means and to ensure that no offensive arms or weapons are carried or displayed at political meetings and that no political rallies take place at the same time and venue as meetings organised by another party;
- Promote voter education;
- Cooperate with ECK on all matters pertaining to elections;
- Acknowledge the authority of ECK in the conduct of elections;
- Implement the orders and directions of ECK;
- Distribute non offensive electoral literature and campaign materials and to avoid publishing, erecting and distributing offensive electoral notices, advertisements, banners, placards and posters;
- Not to impede the rights of other parties, candidates and representatives, to have reasonable access to voters for purposes of conducting voter education, fundraising, canvassing membership and soliciting support and, to avoid plagiarising the symbols, colours and acronyms of other parties or the removal, disfigurement or destruction of political materials of any other party;
- Affirm the rights of all participants in an election to express divergent political opinions, to debate and contest the policies and programmes of other parties, and to hold public meeting and rallies subject to the Public Order and Preservation of Public Security Act.

6.4. Election Campaign preparatory measures

In the Kenyan electoral situation, campaigns have been characterised by violence. ECK has from time to time reiterated its stand for free and fair elections, including conduct of peaceful campaigns. During the period preceding the 2002 General Election, the ECK held many consultative meetings with political parties to address the issue of violence. One such forum was the three day national conference on eradication of political and electoral violence. ECK launched a national mass media campaign (both print and electronic mass media), which was fairly successful in addressing the issues of election violence, bribery, vote buying and selling, leadership and an appeal for all eligible voters to turn out and vote. ECK collaborated with other partners to minimise the occurrence of electoral violence. It collaborated with the Central Depository Unit (CDU) to monitor election related violence.

6.5. Role of ECK in the Campaign

Compared to the previous general elections and by-elections, which ECK supervised, the 2002 General Elections were relatively peaceful. However, there were isolated cases of violence, which ECK acted on.

Upon receipt of complaints, ECK summoned politicians who were allegedly associated with incidents of violence to answer accusations of breach of the Electoral Code of Conduct levelled against them. Thus ECK set-up an ad hoc Code of Conduct Management Committee with the mandate to monitor infringements of the Electoral Code of Conduct and take action (refer to chapter four).

Sixteen candidates including Mr. William Ruto, KANU candidate for Eldoret North constituency, Mr. Julius Sunkuli, KANU candidate for Kilgoris constituency and Mr. Raphael Wanjala, NARC candidate for Budalangi constituency who were allegedly associated with various incidents of campaign violence in their constituencies were summoned. The KANU candidate for Gachoka constituency was also summoned on the complaints of Mr. Joseph Nyaga, of NARC.

Hearings on alleged infringements of the code were conducted on December 21st 2002 and rulings delivered the next day. The breaches and offences alleged were violence and assault, malicious damage to property, robbery, threats, use of abusive language, organised terror gangs, intimidation, misuse of firearms by certain candidates and partisan civil servants campaigning for certain candidates and parties. ECK issued verbal reprimands and written warnings to all the candidates and parties who were summoned before it and even imposed penalties in the form of fines against some of them. KANU as a party was fined Kshs. 100,000/= for the violent conduct of its supporters in Gachoka constituency, while Mr. Wanjala was fined Kshs. 50,000/= for assaulting an election official.

Although ECK experienced some setbacks in terms of procedure and proceedings, its rulings on the infringements of the code had far reaching impacts in the electoral process and went a long way to deter violence and to ensure observance of the Electoral Code of Conduct.

In addition to instituting measures for the enforcement of the Electoral Code of Conduct, the ECK also established Peace Committees in all constituencies to assist in conflict resolution and management during campaigns (refer to Chapter 4).

The committees were intended to strengthen the capacity of ECK to enforce the Electoral Code of Conduct and promote non-violent campaign at the constituency level. The committees reported to ECK cases where candidates contravened provisions of the Electoral Code of Conduct and punitive measures were taken after investigations.

6.6. The role of the Police and Government

The Police are the arm of Government charged with the duty of maintaining law and order. Following the IPPG agreements in 1997, besides the Public Order and Preservation of Public Security Act, the Police Act was amended where section 14(A)1 of the Act stated that:-

“The force shall perform its functions under the overall direction, supervision and control of the Commissioner of Police, and shall be impartial and objective in all matters and in particular in all political matters and shall not accord different treatment to different persons on the basis of their political opinions” and “Any officer who contravenes the provisions of this section shall be guilty of a felony”

The Public Order and Preservation of Public Security Act was amended and did away with the requirement of a licence for public meetings or processions. The law now only requires that a notice of the meeting or procession be given to the local OCS, at least three days in advance, to enable planning, provision of security and better management of public order by the Police. Parties were therefore obliged to provide a timetable of their campaign events and activities to the local OCS.

ECK has for a long time been criticised for being handicapped in enforcing the Electoral Code of Conduct and the Election Offences Act. Indeed this responsibility lies with the Police and the Government through the Attorney General. The Police have the investigatory and arresting powers while the Attorney General has the prosecution powers, which are necessary for the enforcement of the Election Offences Act, the Electoral Code of Conduct and the Penal Code.

6.7. Role of Political Parties and the Youth

Campaign is all about parties and their candidates mobilising support and selling their agenda and policies to the electorate. The youth agenda featured prominently in the 2002 General Elections thus prompting parties to co-opt a youth wing in their campaign programmes. The youth featured prominently in the parties' mobilisation activities. Apart from providing security, the youth wings were instrumental in countering violence by rival party youth. It is to be noted that during the 2002 campaigns, youth involvement in electoral campaign violence was minimal. In short therefore, political parties displayed a remarkable degree of maturity in their campaigns and in most cases preached peace and denounced violence.

CHAPTER 7

POLLING AND POST-POLLING DAY ACTIVITIES

7.1 Polling Station Set-up and Preparation

Election materials for the 2002 General Elections were stored at ECK go downs in Industrial Area, Nairobi. A few days to the polling day, they were collected by the respective ROs and stored in guarded places, mainly in the strong rooms at constituency headquarters and placed on 24-hour guard by security officials deployed to work with ECK during the election period. To avoid delays in the setting up and opening of the polling stations, POs were required to collect all non-strategic materials, common user items and voter registration materials from the ROs a day before polling day using hired transport. These materials collected included: -

- **Voters' registration materials:** computerised register for the polling station, manual and register;
- **Common user items:** these are basically stationery materials, which include stamp pads, rulers, bulldog clips, biro pens, glue stick, envelopes, pencils, paper pins and clips, stapling machine and pins;
- **Non-strategic materials:** these are the necessary materials for facilitating the holding of an election. They include pressure/gas lamps, hacksaw blades, badges, rubber bands, methylated spirit, writing pads;
- **Strategic materials:** these are the most essential materials that election officials must have for election purposes. They include ballot boxes, ballot booths, ballot papers, security seals, indelible ink, ECK embossers, rubber stamps, security rivets, official forms for recording results, envelopes to enclose used, unused or spoilt ballot papers.

On the eve of the polling day, all materials were distributed to the respective POs in quantities commensurate with the number of registered voters in their respective polling stations. Although transport hitches were reported in some constituencies, most POs reported at their respective polling stations on time. A few POs reported discrepancies in the packaging of the elections materials. However this was easily sorted out because in most cases, POs, DEC's and Commissioners supervising, assigned areas were always moving between polling stations monitoring such problems.

7.2 Preparation for Voting

ECK gazetted 18,366 polling stations in the country on November 8th 2002. This made it easy for voters to identify their polling stations. In addition, the ECK put up notices announcing the locations of the polling stations for each constituency. The gazetted polling stations included nursery, primary and secondary schools, and community social halls in the constituencies. Each PO had to place large posters at the entrance or some distance away from it to direct voters to the location of the polling station.

Presiding Officers set up each polling station in accordance with instructions and requirements, set out by ECK to ensure the secrecy of the voting process. In polling stations where the number of registered voters exceeded 1,000 voters the station were split into streams. The streams were then re-designated as polling stations under the supervision of a DPO who acted as a presiding officer for the purposes of voting and counting of votes in that station. The overall supervision of the re-designated polling station however, remained with the PO of the polling station.

Each of the polling stations was allocated three ballot boxes for the three elections taking place; Presidential, Parliamentary and Civic. Unlike the previous General Elections, ballot boxes for 2002 were uniquely painted in different colours for ease of identification. The Presidential ballot box bore a red mark; the Parliamentary had yellow while the Civic had white.

ECK Commissioners were assigned specific regions in the country to oversee and help the DECs and ROs with the co-ordination of the elections.

7.3 Opening time and commencement of Voting

Presiding Officers were under instructions to ensure that each of their polling stations were ready by 4.00 a.m. in readiness for polling to start at 6:00 a.m. The early preparations at the polling stations included: -

- Demonstrating that the ballot boxes were empty;
- Recording the serial numbers of the ballot boxes and ballot papers;

- Sealing of the ballot boxes by the Presiding and Deputy Presiding Officers (in the presence of candidates, accredited political party agents if they were present or a random selection of electors present at the polling stations).


The PO or his/her deputy then invited accredited party agents present to affix their seals onto the ballot boxes.

During polling, illiterate and incapacitated voters such as the visually impaired persons were assisted by persons of their choice who were of majority age as provided for in the new Regulations. It was reported in some instances that POs were ignorant of these Regulations and allowed political party agents into the polling booths. In other instances, persons assisting voters abused this provision as there was no limit to the number of electors to be assisted. Where an illiterate or incapacitated elector was not accompanied by a person of his/her choice to assist in marking the ballot paper, and on approaching the POs, then POs in the presence of party agents gave assistance to the voters.

Lawful casting of votes allowed for the first time electors to make any mark on the ballot paper against their preferred candidate provided the mark did not identify the elector. The sick, expectant women, and mothers carrying small children, the aged and the physically challenged electors were accorded priority to cast their ballot.

7.4 Closing of polling

The official time of closing all polling stations legally is 6.00 p.m. However, in cases where voting started late, or there was disruption of polling or were voters were still on the queue after 6:00pm, the PO and his/her Deputy could extend the voting time. Except in a few isolated cases where weather related disruptions took place, there were no reported cases where POs and DPOs were forced for any reason to close the polling stations later than 6.00 p.m. After the close of polling, according to the new Regulations, the polling station is then converted into a counting hall and the polling clerks change into counting clerks.



Asante kwa kupiga Kura. Thank you for Voting

7.5 Counting and Declaration of Results

In line with the new Regulations, counting of votes was to be carried out at the polling stations. After the polling exercise, the stations were converted into counting stations. At the count of votes, the election officials followed the laid down procedures and instructions as directed by ECK. The POs with the assistance of the counting clerks, in the presence of accredited observers, party agents and candidates, commenced the count of the votes. After the count, the POs announced the election results of the polling stations starting with the candidate with the lowest number of votes cast. Then the results were posted at prominent points at the polling station. Copies of the same were given to the candidates and party agents present before forwarding the results to the Returning Officer.

7.6 Tallying and Announcing of Results.

7.6.1 *Presidential Elections*

In the Presidential elections results, POs conveyed results from their polling stations to the ROs at the Constituency headquarters for tallying for each constituency and for onward transmission to ECK Command Post at County Hall in Nairobi. The tallying/collation centre at County Hall, received provisional results through telephone/fax from ROs. Before Presidential election results were received from all the ROs, the figures that were used to declare Mr. Mwai Kibaki the winner for the 2002 Presidential election were treated as provisional by ECK.

The ROs were however required by law to present to ECK headquarters the original Form 17 Declaration Certificates before announcement of the final outcome of the Presidential election results. This did not happen, as only 10 such Certificates had been received by the time the ECK Chair announced the results on December 29th 2002. Once more, ECK departed from legal provision. However, ECK was convinced that just like in 1997, there was a possibility of insecurity, and further delay in the announcement of results would have resulted in chaos⁴. Based on the foregoing, and considering the fact that the leading candidate had garnered the majority votes⁵ and also met the requirement of at least 25% of the votes in at least 5 provinces of the country, ECK used the provisional results to declare Mwai Kibaki duly elected President of the Republic of Kenya.

In the 2002 Presidential Election results, out of the 5,871,215 votes cast, Mwai Kibaki got 3,636,783 accounting for 62% of the vote's cast, while Uhuru Kenyatta got 1,837,479 votes, accounting for 31% of the votes cast. The other Presidential candidates received votes as follows: -

- Simeon Nyachae 362,668 votes
- James Orengo 24,537 votes
- Waweru Ngethe 9,941 votes

⁴ There was extreme anxiety and tension even among senior politicians and the ECK Chairman, Mr. Samuel Kivutu, was nearly assaulted in the process due to misconceived reasons for the delay in announcement of the presidential election result.

⁵ The provisional results in favour of the leading candidate, compared to those of the second candidate indicated that even if the second candidate was to secure all the votes from the remaining constituencies, would not have reversed the overall final result.

There were 113,905 spoilt votes. The voter turnout for the Presidential elections in 2002 was 57.178%

FIGURE 5. PERCENTAGE DISTRIBUTION OF PRESIDENTIAL ELECTION RESULTS

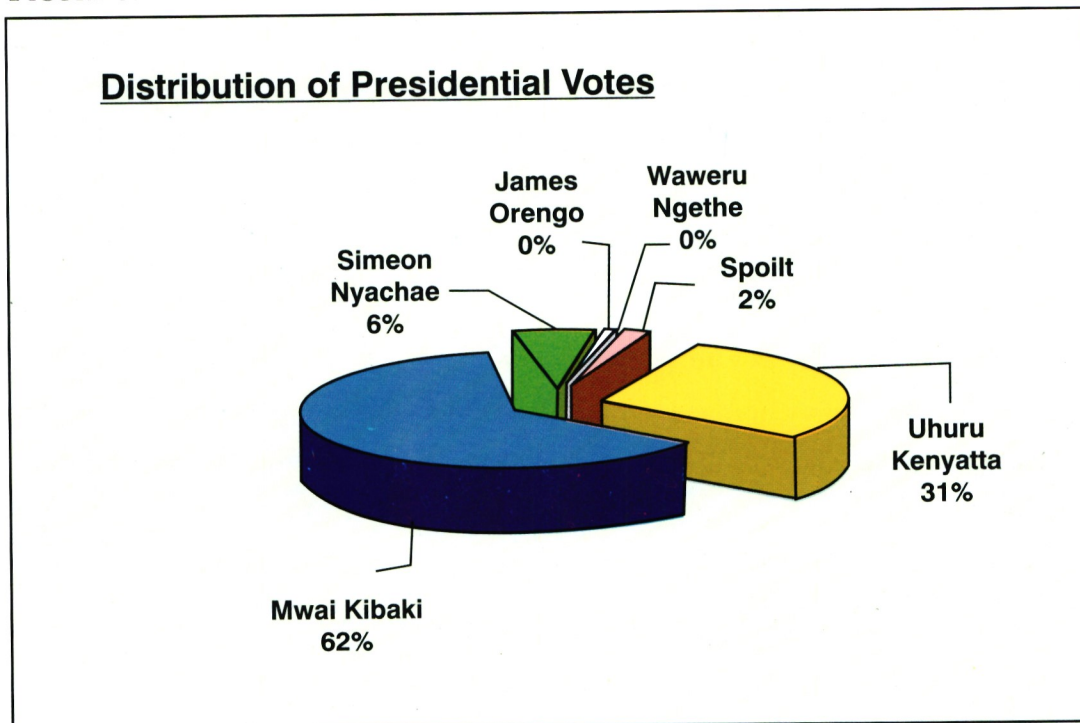


TABLE 5. Summary of the Outcome of the Presidential General Election 2002 in Kenya

Province	Mwai Kibaki, NARC	Uhuru Kenyatta, KANU	Simeon Nyachae, FORD-People	James Orengo, SDP	David Ngethe Waweru, Chama cha Umma
Nairobi	76.49 %	20.78 %	2.40 %	0.24 %	0.08 %
Coast	62.78 %	33.36 %	3.21 %	0.42 %	0.23 %
North Eastern	28.09 %	67.06 %	4.55 %	0.24 %	0.06 %
Eastern	72.51 %	26.17 %	0.76 %	0.34 %	0.22 %
Central	68.96 %	30.26 %	0.44 %	0.14 %	0.20 %
Rift Valley	43.24 %	53.26 %	3.13 %	0.27 %	0.11 %
Western	76.31 %	21.54 %	1.37 %	0.52 %	0.28 %
Nyanza	61.39 %	7.60 %	29.75 %	1.13 %	0.13 %
Total	62.20 %	31.32 %	5.89 %	0.42 %	0.17 %

As shown above, Mwai Kibaki garnered over 25% of the vote in each of the eight provinces with the highest percentage score in Nairobi Province at 76.49%. Uhuru Kenyatta had an over 25% vote score in five provinces with the highest at 67.06% in North-Eastern Province. The other

three Presidential candidates: Simeon Nyachae, James Orengo and David Waweru garnered a combined score of 6.48% of the total votes cast.

7.6.2 Parliamentary and Civic Elections

During the 2002 General Elections, counting of votes for Presidential, Parliamentary and Civic wards was done at all polling stations in accordance to the Laws and Regulations governing the three categories of elections above. These laws and Regulations had come into effect in 2002 just prior to dissolution of the 8th Parliament in October, 2002.

The POs were required to announce the results of the Presidential, Parliamentary and Civic elections immediately upon completion of counting of votes at the polling stations. The results were then conveyed through telephone and fax to the ROs in the respective constituencies. Upon receipt of such results RO's would then tally, confirm and announce the winners of the Parliamentary and Civic Elections

Out of the 210 Members of Parliament elected, 9 were female. Seven political parties had their candidates elected to Parliament with NARC taking the majority of seats (125) followed by KANU (64). The National Voter turnout in the Parliamentary Elections was 57.27% (see appendix)

2,102 councillors were elected in the 2002 General Elections. In terms of representation, again NARC had the highest number of councillors elected numbering 1,140 which constituted 48.62% of the total votes scored. KANU garnered 27.50% of the vote score, with 748 elected councillors. Out of the 39 political parties contesting in the civic elections, only 26 had their candidates elected, with a majority of them having only one or two candidates elected (see appendix)

During the General Elections, Civic elections in 12 wards in some parts of the country were not held due to various factors such as non-availability of ballot papers, mix-up of ballot papers and symbols, countermanding of elections because of death of candidates or due to disqualification of a candidate for double registration as a voter.

CHAPTER 8

EMERGING ISSUES AND RECOMMENDATIONS

Every election is a learning experience for ECK. A number of lessons can be drawn from the 2002 General Elections. ECK made several proposals to the Constitution of Kenya Review Commission on the reforms to the electoral law. Although the review process is going on, ECK would like to reiterate the fact that a number of reforms in the electoral system are necessary. Certain improvements in the institutional relationship between ECK and the Government on the one hand and the institutional independence of ECK on the other would go a long way towards enhancing the capacity of ECK to deliver free and fair elections. The reforms that the ECK proposed to the Constitution of Kenya Review Commission (CKRC), and the Law Reform Commission, and those suggested in this report are intended to: -

- Enhance the efficiency of the electoral process in Kenya as a key avenue of enhancing the people's participation in the governance process of their country;
- Strengthen political party formation and culture in Kenya;
- Enhance the institutional efficiency of ECK;
- Enhance and sustain a democratic political space in the country; and
- Strengthen the culture of periodic elections as a pillar of democratic practice.

ECK would therefore like to make the following proposals of possible reforms to the electoral system in Kenya. Some of these include: -

8.1 Electoral Violence

Electoral violence is an intractable problem in Kenya. This led ECK to commission a study on how to curb it. Some of the recommendations of this study were tried in the build up to the 2002 General Elections and they produced desirable results. For instance, constituency peace committees referred to elsewhere in this report working together with the provincial administration and local Police officers proved a strong method of mediating conflict at the lowest social level before it escalated to affect the electoral process. It is the view of ECK that this method and many others

should be used to address the problem of electoral violence in Kenya. However, resources and the collaboration of the Police Department are necessary if this is to be achieved.

8.2 Timing of Elections

It would appear that the month of December is an inappropriate time for holding elections in Kenya. Being a holiday month coinciding with the festive season, many Kenyans prefer to spend time with their families or travel around the country for holidays. This tends to affect participation in the electoral process. In addition, some parts of the country experience short rains at this time of the year. This presents logistical challenges in the co-ordination of the elections. Accessibility to some parts of the country is difficult thus affecting the voter turn out. It is ECK's view that General Elections should be held at a time of the year other than the month of December and when the country experiences less wet conditions.

Furthermore, it would help ECK in preparations for elections if the period of elections or an elections calendar was incorporated in the Constitution.

8.3 Voter Education

Without doubt the limited voter education that the ECK managed to conduct with the help of the Government, development partners, religious organisations and CSO's made an impact in equipping the Kenyan voter with knowledge and skills on his/her role in the electoral process in the run up to the 2002 General Elections. ECK views this as one of the explanations for the reduced cases of violence in the 2002 General Elections compared to previous elections. More voter education is desirable. This cannot be done however without adequate resources. The ECK needs more resources to mount continuous and intensified voter education in the country.

8.4 Voter Registration

The law requires ECK to conduct continuous voter registration. This is however hampered by scarcity of resources. The exercise would be made easier if voter registration was incorporated into the issuance of National Identity Cards. The cost of registration would be reduced and the ECK's

goal of registering all eligible Kenyan voters would be realised. There is need to empower ECK with more resources to among others:-

- Conduct continuous voter registration;
- Introduce major amendments to the process of registering persons to include the registration of voters;
- Mount publicity on the inspection of voters' register;
- Avail the registers at grassroots level;
- Conduct continuous voter registration at grassroots level;
- Remove or purge names of dead persons from the voters' register; and
- Formulate a long term policy on centralised registration of persons for issuance of a single identification card.

8.5 Institutionalisation of Political Parties

Political parties have a crucial role in the electoral process. Where they are developed and strongly institutionalised, they are indispensable partners in mobilising voters during elections, disseminating voter education and in strengthening the democratic process. This cannot be said to be true of the majority of political parties in Kenya. Many of them are formed by a few individuals and revolve around ethnic or sectional causes. There are by far too many small parties popularly referred to as "briefcase" political parties that lack the institutional capacity and wherewithal to contribute meaningfully to the electoral process. ECK found communication with such political parties and regular consultations with them almost impossible because most do not have any physical address or even postal contacts. In future, it would be necessary to reform the law so as to enhance control and direction in the registration and management of political parties. Institutionalised political participation is very necessary in Kenya for enhancement of democracy.

8.6 Party Nominations

One outstanding feature of the 2002 General Elections was the chaotic and undemocratic nature in which political parties across the board conducted their internal nominations. ECK was inundated with contradictory instructions on the clearance of candidates. This caused some delays and brought undue pressure on ECK. However, ECK is ready and willing to work closely with political parties in

order to develop appropriate mechanisms of enhancing democracy in the party nomination process. It is proposed that apart from the Societies Act, Regulations and laws be enacted to institutionalise and regulate political parties. This will ultimately make political parties more transparent and democratic.

8.7 Capacity Building for ECK

ECK desires to have a pool of trained and skilled personnel to administer the electoral process at various levels. This is one way of sustaining the institutional capacity of ECK to conduct credible elections. However this can only be done if ECK is sufficiently funded. ECK therefore expects that it would get more funding from the Government and other stakeholders to develop its plan to improve its institutional capacity.

8.8 Funding the ECK

The Treasury allocates funds to run operations of ECK. Implementation of its activities and plans therefore depends heavily on the budgetary allocations. Recommendations have been made before to the effect that ECK needs to be financially independent in order to plan and implement its activities more effectively. It is hoped that with the impending constitutional reforms, such institutional independence will be achieved.

8.9 The Role of Civil Society in the Electoral Process

The civil society is an important collaborator on matters of governance and elections. Some civil society organisations played a significant role in the success of the 2002 General Elections. The voter education exercise benefited a lot from contributions of some civil society organisations. It is the intention of the ECK to continue working with the civil society to foster close professional relationships for the benefit of the electoral process in the country.

8.10 The Role of the Media in the Electoral Process

A vibrant and objective media is an indispensable asset to a democratic culture. During the 2002 General Elections, there was generally more objective and factual coverage of the election issues in

regards to candidates especially in the Presidential elections. However, one of the media houses purported to usurp the powers of ECK to announce the election results before ECK officially did so. Whereas the onus of objective election reporting applied to all media houses, it appeared that media news coverage especially by the state owned broadcasting corporation (KBC) was skewed against the opposition political parties. As shown in the table below, the ruling party KANU enjoyed lavish coverage. This was despite the IPPG's sponsored amendments to the KBC Act that required the state owned media corporation to offer equal access and balanced coverage to all political parties in the electoral process. ECK proposes that media laws need to be reviewed with a view to prescribing a more binding position on the elections coverage by state owned media. Further, the media should develop professional guidelines and Regulations governing coverage of elections.

ECK MONITORING UNIT DATE 26th DECEMBER 2002

TABLE 6.1 SERVICE: KBC RADIO NEWS 1PM, 4PM, 7PM & 9PM

Election news about this party	Positive minutes Today	Neutral minutes Today	Negative minutes Today	Total minutes Today	% of news Today	% of news since 17/12/02	Total minutes since 17/12/02
Chama Chama Umma	0	0	0	0	0	0	0
FORD-P	0	0	0	0	0	4.9	3.4
KANU	12.6	4.9	1.6	19.1	84	73.9	176.2
NARC	1	0	0	1	4	18.5	44
SDP	0	0	0	0	0	0.6	1.5
Other parties	0	0	2.7	2.7	12	3.6	8.6
TOTAL	13.6	4.9	4.3	22.8	100	100	238.5

TABLE 6.2 SERVICE: NATION RADIO NEWS 1PM, 4PM, 7PM & 9PM

Election news about this party	Positive minutes today	Neutral minutes today	Negative minutes today	Total minutes Today	% of news Today	% of news since 17/12/02	Total minutes since 17/12/02
Chama Chama Umma	0	0	0	0	0	0	0
FORD-People	0	0	0	0	0	4.9	3.4
KANU	0.8	0.6	2.6	4	43	4	34.4
NARC	2.3	0	2	4.3	47	43.6	30.4
SDP	0	0	0	0	0	0.1	0.1
Other parties	0	0	0.9	0.9	10	2	1.4
TOTAL	3.1	0.6	5.5	9.2	100	100	69.7

8.11 Resolution of Disputes Arising from Election Outcomes

The mechanisms for resolving electoral disputes in Kenya are slow and in some cases non-existent. Disputes which arise before elections cannot be resolved at that time because there are no laid down procedures. The only channel for contesting election outcomes is through the Courts by way of an election petition. Following the 2002 General Elections, 34 Parliamentary election petitions and 6 civic wards inquiries were filed.

Election petitions and inquiries take a long time to resolve. Besides they are very costly. The country therefore needs to explore other mechanisms for resolving election disputes before or after elections other than by judicial system. For instance, aggrieved parties should be allowed to participate in elections, or there be established independent arbitration of election disputes, or ECK to intervene where ECK is not party to the dispute.

ECK also proposes that the judiciary in future should address the problem of delays in the hearing and determination of election disputes.

8.12 Clarification of the Role of the Police in the Electoral Process

The Kenya Police is a key law enforcement agency especially in ensuring that law and order are maintained even during elections. Unlike in previous general elections, the conduct of the Police and other security agents in the 2002 General Elections exhibited professionalism, commitment and impartiality in handling election related offences, including electoral violence. However, the problem of the command structure of the security personnel seconded to ECK still persisted. As before, the command still remained with the Commissioner of Police.

While commending the Police for its role in the 2002 General Elections, there is need for intensified interaction with the Police to create greater understanding of the role of the Police in elections. The institutional relationship between ECK and the Police Force, and other security agencies needs to be redefined. Some Police officers saw their role in the electoral process as a duty well out of their mandate. It would be helpful if a standing contingent of security personnel, which is trained and skilled in election related matters was to be put in place to help ECK in the administration of

elections. Further, the Police need to have an election budget that is independent of ECK election operations budget.

8.13 Local Government Act.

The issue of nominated councillors should be addressed. When the Local Government Act (Cap 265) was amended in 1997 through The Statute Law (Repeals and Miscellaneous Amendment) Act, 1997, section 39 of Local Government Act was not included in the amendment. It has never been amended even though ECK drew the attention of this *lacuna* to the Attorney General. This is the section which deals with county councils and town councils. It means a person can validly argue that nominated councillors to town councils and County Councils were illegally nominated. It seems to be a simple matter because all it requires is to lift the words on section 28 (2A) of the same Act where they are wrongly placed and shift them to section 39.

A very close study of sections 39 and 46 would show that the Minister's power to nominate a Government Official to the Local Authorities was not removed by the amendments referred to earlier i.e. The Statute Law (Repeals and Miscellaneous Amendment) Act, 1997. The proportions which the ECK worked out for nomination of councillors by Political Parties did not include the Government Official. This is because the NARC Government is composed of leaders who, while in the opposition, previously opposed Government Officials being nominated to Local Authorities. ECK was giving effect to that NARC's declared stand. Obviously an express amendment is required.

There are many Local Authorities which do not seem to serve any purpose whatsoever. Local Authorities are created to assist the Central Government in its effort to engender prosperity for the local people. Local Authorities which cannot do so have no just business to exist. ECK indicated which councils these were in its Report on the Review of Electoral Areas carried out in 2001. ECK still insists there is no justification for retaining these councils.

8.14 Codification of Electoral Law

As will be noticed from elsewhere in this Report, the law governing elections is covered in a number of instruments of law. This makes it cumbersome for purposes of reference because any researcher

or election administrator would be bound to go through all these various volumes of law in order to comprehend the law applicable to a given situation. Some of the laws are repeated over and over again in different Acts of Parliament, Regulations or Rules. It is far much more convenient to bring all these laws together and harmonize them. It would make it easier for any interested person to understand them and suggest improvement on such law when it is so codified

8.15 Constitutional Review

ECK is not a delegate in the on-going National Constitutional Conference at Bomas, Nairobi. It however submitted its views through a written memorandum to CKRC. However, CKRC allowed ECK to attend as a special observer delegate. Obviously, ECK as the sole national election manager would have preferred to address the delegates directly in their forums on matters concerning representation of persons.

ECK believes that the number of Parliamentary Constituencies should be increased. This would enable ECK to address Parliamentary constituencies like Embakasi and Turkana South in which representation by one Member of Parliament is clearly untenable. Again, there is a case for limited Proportional Representation. ECK views it that way because it believes that Proportional Representation alone at this stage would still leave constituencies like those cited under great stress. If relief is provided by the additional constituencies it is advocating for, then thereafter any other increases in the numbers of Members of Parliament would be by Proportional Representation subject to periodic revisits of the entire issue of representation as may be necessary.

ECK would like reason, justice and foresight, tampered with the spirit of compromise nurtured by the belief in nationalism to be the guiding force for all the delegates. Kenyans stated firmly that they wanted a new Constitution. Let them have a new constitution which embraces their expectations and aspirations.

8.16 Key Recommendations from Election Observers

There were over 20,000 observers accredited by ECK for the 2002 General Elections. A majority of them were domestic observers. The following are extracts of the observation reports and recommendations by the domestic and international election observers on the conduct of the 2002 General Elections taken together but not contained in each report.

Election campaigns

- Law does not fix the period;
- Activities that are permissible in law should be stated;
- State resources should not be used in favour of the ruling political party;
- Public servants to desist from campaigning for a political party.
- Media guidelines introduced by ECK to have force of law;
- Electoral Code of Conduct should be vigorously enforced;
- Introduce an independent broadcasting authority to ensure equitable and non-partisan election coverage;
- Need to institutionalise dispute management mechanisms especially peace committees;
- Need to review elections related laws to strengthen the role of ECK in the enforcement of the Electoral Code of Conduct;
- ECK, Police, political parties and civic society should collaboratively work out strategies to curb electoral violence;
- Ethnic/land instigated disputes in election years be resolved immediately they occur or even earlier;
- Permit public funding for political parties coupled with disclosure of sources and expenditures;
- Enhance capacity of political parties/ECK liaison committee;
- Civic/voter education be conducted continuously.

Political Parties

- Must provide adequate training to agents on electoral procedures;
- ECK should assist in the training party agents;
- Use of state resources in election campaigns should be regulated by law;
- Need to strengthen internal democracy of political parties;
- All parties should review their internal candidate nomination procedures to ensure maximum opportunity and fair intra-party democracy;
- Party agents should be allowed to scrutinise the ballot papers at the tallying centres;

- Empower ECK to register and deregister political parties, oversee party nominations and administer and monitor party financing and expenditure including audit;
- Political party leaders need civic education;
- Hold political parties accountable for any acts of violence by their members, campaigners and supporters;
- Political parties/ECK should work out strategies on how to curb violence;
- Political party militias should be disbanded;
- KBC should introduce intra/inter party public debates;
- There should be a deliberate bias in favour of women in order to improve their participation in politics through political parties;
- Enhance capacities for party/ECK Liaison Committee.

Election Officials

- Review the organisational structures of ECK in order to strengthen and develop its middle management capacity and the Secretariat;
- Carry out evaluation exercise to establish the human resource needs of ECK. For instance, for purposes of recruiting experienced and skilled professionals for the Secretariat;
- Review the recruitment and training processes so as to ensure transparency accountability and non-partisanship;
- Provide adequate training facilities for election personnel;
- Emphasize the new Regulations especially regarding assisted votes, counting and tallying of the votes during training;
- Expedite payments due to election officials; and
- Make arrangements for the election official to be provided with meals.

Polling

- A polling station should not serve more than 700 voters in order to avoid overcrowding;
- Identify spacious polling stations to reduce overcrowding;

- Display a copy of the voters register (centre register) at each polling station in advance giving names of the voters entitled to vote at the polling station;
- Reduce the number of non-statutory forms to be completed by the PO's;
- Establish other ways of identifying an elector who is in the register but who may have lost, or misplaced his/her ID or Kenyan Passport in order to facilitate voting;
- Deploy assistants at the polling stations to direct voters where to vote; and
- Facilitate disabled persons, expectant mothers, elderly persons, mother with small children to vote.

Secrecy

- Ensure secrecy of the vote for assisted voters;
- Place polling booths appropriately to ensure secrecy of the vote is not jeopardised;
- Ensure materials used in the construction of the polling booths are not transparent;
- Have adequate lighting for electors to mark their votes.

Ballot papers

- Increase the size of the ballot paper/s to ensure its contents are clearly legible;
- Ballot papers put in the wrong ballot box during polling should not be nullified on that score, instead should be correctly validated.

Ballot Boxes

- Replace them with transparent ballot boxes
- Paint ballot boxes in all sides with respective election colours.

Counting and Tallying

- Reduce number of forms to bare legal minimum, redesign and simplify for ease of completion;
- Retrain election officials and party agents on new procedures of counting and tallying especially in the classification of rejected and disputed ballot papers;
- ROs and POs should apply new Regulations uniformly and consistently;
- Improve coordination and collection of results from POs to minimise delays;

- Enhance transparency in counting of votes especially rejected or disputed votes the ROs consulting the agents or candidates present;
- Immediately post or display results after counting or tallying of votes in a prominent place at the polling station.

Announcement of results

- Provide for speedy communication of results especially for presidential elections.

Adjudication of electoral disputes

- Change the law to bar election petition which challenge an election where the winner was confirmed outright on a recount.

Registration of Voters

It was observed that voters' register was not accurate. Main inaccuracies observed were:-

- Voters' names missing or misspelt;
- Multiple registration of voters;
- Dead voters' names still in the registers.

The likely causes for the inaccurate voters' register were: -

- Incomplete transfer of voters' registration;
- Non-inspection of voters' registers by voters;
- Lack of information from Government departments and institutions on registration of deaths; and
- Reluctance of many Kenyans to supply information concerning their dead relatives.

Recommendation of observers on registration of voters

- Streamline and update the voters' registers;
- Make the voters' registers accurate;
- Government should provide sufficient funds for continuous voter registration;
- Expedite issuance of ID cards;

- Explore the possibility of issuing voters' cards which can be used for voting without ID cards;
- Encourage people to register as voters in places where they live most of the time for convenience in voting;
- Display voters' register at polling stations for their inspection;
- Public inspection of the voters registers should be a major topic in the civic/voter education programmes;
- Extend registration to Kenyans living in the Diaspora;
- Involve international community in the making of the registers accurate;
- Registration Regulations should be made public long before their implementation;

Constituencies

- ECK is to be proactive in reviewing constituencies;
- Review legislative basis for demarcation;
- Establish appropriate structures for reassessment of current constituency boundaries;
- ECK should review constituencies and ensure compliance with the principle of one-man-one-vote;
- Review should be comprehensive and include civic wards;
- Civic wards require further review. Previous review was not thorough and conclusive.

Media

- Introduce an independent broadcasting authority to ensure equitable non-partisan elections coverage;
- Carry out thorough review of broadcasting Regulations;
- Media to carry out voter education;
- KBC to carry intra/inter party public debates for candidates;
- The ECK media guidelines were good and they should be applicable at all times, with or without elections;

- The Guidelines should be given the force of law in order to strengthen the media system;
- Carry out periodic research on media handling of electoral violence, and other election related issues.

Women

- Deliberate action is required in order to place women in political leadership as they rightly deserve; and
- Voter Education Programmes to target women to promote their awareness and encourage them to participate in electoral activities.

Election Observers

- Abolish the accreditation fees for observers; and
- Decentralise observers' accreditation process.

APPENDICES

APPENDIX 1.

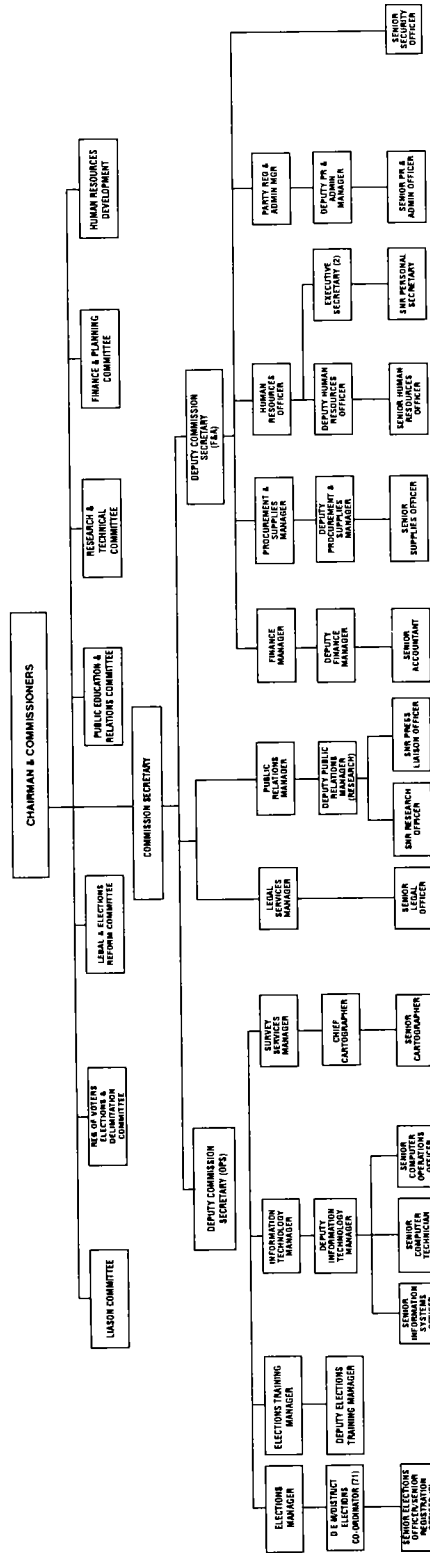
ORDER OF EVENTS

By 24 th October 2002	Identification of ROs, DROs and AROs was completed
25 th October 2002	Parliament was dissolved
29 th October 2002	Speaker of the National Assembly issued Writs to ECK
28 th – 30 th October 2002	ROs were trained at KCCT, Mbagathi
31 st October 2002	Chairman addressed ROs and DECAs at 10.00 a.m. at charter Hall and gave writs to them. Press conference on the programmes of the election was held.
31 st October 2002	ROs collected the nomination forms, voters' registers, OMR forms, list of polling stations for their constituencies, training materials for DROs, and AROs etc. DECAs to collect AIEs, names of DROs and AROs etc
1 st November 2002	Nomination days and Election Day gazetted by ECK (special issue)
1 st November 2002	ROs and the DROs were gazetted
1 st November 2002	Consultative meeting was held between ECK and political parties at Old Chambers Parliament Buildings
2 nd November 2002	All ROs and DROs report at their nomination and election offices
2 nd November 2002	ROs published notices for nominations days and Election Day
4 th November 2002	Suitable nomination centres were identified and gazetted by ECK.
6 th November 2002	Language Boards instituted by ECK to carry out language tests from November 6 th – 26 th 2002
4 th – 8 th November 2002	Non-strategic election materials were collected from the ECK Headquarters and stored at respective district headquarters.
6 th – 8 th November 2002	DROs and AROs were trained.

8 th November 2002	ROs and DROs were gazetted as Registration Officers and Assistant Registration Officers respectively
8 th November 2002	The following were gazetted: Party symbols and colours, polling/counting stations, and nomination centres.
17 th November 2002	Party nominations for presidential candidates were completed
18 th – 19 th November 2002	Presidential nominations took place at County Hall.
20 th November 2002	List of Presidential candidate was sent to the printer, and presidential campaigns commenced.
25 th & 26 th November 2002	Formal nominations of Parliamentary and Civic candidates were conducted at the constituencies.
27 th November 2002	All ROs submitted nomination documents to ECK headquarters, and Parliamentary and civic elections campaigns commenced.
28 th November 2002	Press conference was held to announce preliminary results of the nominations.
28 th November 2002	The ROs, DROs, AROs and DECAs briefed in Nairobi on various issues, among them, new counting procedures and declaration of results.
29 th November 2002	Lists of Parliamentary and Civic candidates were sent to printer
30 th November 2002	Printing and proofreading of ballot papers begins
30 th November 2002	Names of nominated Parliamentary and civic candidates were published in their respective constituencies/ wards by ROs.
3 rd December 2002	Consultative meetings held between ECK Liaison Committee and political parties.
5 th December 2002	Consultative meeting held with religious leaders
19 th December 2002	ROs appointed POs and DPOs with the approval of Commissioners
19 th – 21 st December 2002	POs and DPOs trained, polling and counting clerks identified, and senior security officers briefed.
16 th - 21 st December 2002	Arrival of Presidential, Parliamentary and Civic ballot papers from the contracted printer.

22 nd -23 rd December 2002	ECK verified Ballot papers packages.
24 th December 2002	Collection of Ballot Papers by DECs and AROs Consultative meetings between political parties and ECK to discuss and agree on the register of voters to be used.
23 rd – 25 th December 2002	Polling and counting clerks trained.
25 th December 2002	Press conference on the final preparations for the General Elections was held.
26 th December 2002	End of election campaigns
26 th December 2002	Demarcation and setting up of polling stations, briefing of security officers, collection and delivery of election materials by POs and DPOs.
27 th December 2002	Elections were held.
27 th – 29 th December 2002	Counting, tallying and announcements of results.
29 th December 2002	Announcement of Presidential election results.
30 th December 2002	Gazetting and declaration of Presidential election results by the Chair of ECK. Hon. Mwai Kibaki sworn in as President of the Republic of Kenya.

ELECTORAL COMMISSION OF KENYA ORGANIZATIONAL CHART





ELECTORAL COMMISSION OF KENYA PUBLIC NOTICE

REVIEW OF ELECTORAL AREAS (WARDS)

IT IS notified for general information that the Electoral Commission will soon embark on the review of the Number, the Boundaries and the Names of Electoral Areas (Wards) into which Kenya is divided, pursuant to section 10 of the Local Government Act (CAP 265). The location of polling stations within each ward will also be considered.

The exercise shall consist of two stages namely:

1. Submission of written memoranda, statements or submission from respective delegations or groups (e.g. political parties, churches, District Development Committees, societies etc) or individuals.
2. Hearing oral presentations in support of the written submissions made in stage (1) or upon oral request at the hearing which shall be at the Commission's discretion.

For such submission to assist the Commission, they must strictly confine their contents to the relevant consideration which the Commission will take into account. These will be:-

"All Electoral Areas shall contain as nearly equal numbers of inhabitants as appears to the Commission to be reasonably practicable, but the Commission may depart from this principle to the extent that it considers expedient in order to take account of:-

- (a) The density of population, and in particular the need to ensure adequate representation of urban and sparsely populated areas;
- (b) Population trends;
- (c) The means of communications;
- (d) Geographical features;
- (e) Community of interest; and
- (f) The boundaries of existing administrative areas, and for the purpose of this subsection, the number of inhabitants of any part of Kenya shall be ascertained by reference to the latest census of the population held in pursuance of any law."
- (g) The economic and financial status of the council within which the Electoral Area is situated will also be taken into account.
- (h) For the consideration of polling stations, the density of the population of the surrounding area and distances between polling stations will be crucial.

Interested parties may send their written memoranda, or submissions to the Chairman Electoral Commission of Kenya at P.O. Box 45371, Nairobi or District Election Co-ordinator of the District in which the Electoral Area concerned is situated so as to reach the Chairman or Co-ordinator on or before **28th February, 2001**.

The itinerary of the Commission's sittings in various districts shall be published later.

Addresses of the District Election Co-ordinators are as follows:

1. Nairobi	P.O. Box 79603 Nairobi	36. Trans-Nzoia	- P.O. Box 11 Kitale
2. Mombasa	P.O. Box 87363 Mombasa	37. Jasin Gishu	- P.O. Box 30 Eldoret
3. Kwale	P.O. Box 108 Kwale	38. Marakwet	- P.O. Box 205 Kapsowar
4. Kilifi	P.O. Box 30 Kilifi	39. Keiyo	- P.O. Box 469 Iten
5. Malindi	P.O. Box 425 Malindi	40. Nandi	- P.O. Box 818 Kapsabet
6. Tana River	P.O. Box 160 Hoia	41. Baringo	- P.O. Box 523 Kabarnet
7. Lamu	P.O. Box 460 Lamu	42. Kericho	- P.O. Box 921 Eldama Ravine
8. Taita	P.O. Box 1187 Wundanyi	43. Laikipia	- P.O. Box 11 Nanyuki
9. Garissa	P.O. Box 657 Garissa	44. Nakuru	- P.O. Box 14238 Nakuru
10. Wajir	P.O. Box 657 Garissa	45. Trans-Mara	- P.O. Box 337 Kilgornis
11. Mandera	P.O. Box 346 Wajir	46. Narok	- P.O. Box 159 Narok
12. Moyale	P.O. Box 1 Mandera	47. Kajiado	- P.O. Box 87 Kajiado
13. Marsabit	P.O. Box 250 Moyale	48. Bomet	- P.O. Box 162 Bomet
14. Isiolo	P.O. Box 157 Marsabit	49. Kericho	- P.O. Box 1328 Kericho
15. Meru North	P.O. Box 529 Isiolo	50. Bureti	- P.O. Box 95 Turbo
16. Meru Central	P.O. Box 472 Maua	51. Kakamega	- P.O. Box 2756 Kakamega
17. Tharaka	P.O. Box 2873 Meru	52. Vihiga	- P.O. Box 1147 Maragoli
18. Meru South	P.O. Box 140 Mitunguu	53. Mt. Elgon	- P.O. Box 33 Kapsokwony
19. Embu	P.O. Box 615 Chuka	54. Bungoma	- P.O. Box 2568 Bungoma
20. Mbeere	P.O. Box 490 Embu	55. Butere/Mumias	- P.O. Box 119 Butere
21. Mwingi	P.O. Box 47 Siakago	56. Teso	- P.O. Box 128 Amagoro Via Bungoma
22. Kitui	P.O. Box 491 Mwingi	57. Busia	- P.O. Box 214 Busia
23. Machakos	P.O. Box 728 Kitui	58. Siaya	- P.O. Box 696 Siaya
24. Makueni	P.O. Box 860 Machakos	59. Bondo	- P.O. Box 448 Bondo
25. Nyandarua	P.O. Box 465 Wote	60. Nyando	- P.O. Box 1774 Kisumu
26. Nyeri	P.O. Box 1218 Nyahururu	61. Rachuonyo	- P.O. Box 168 Kendu Bay
27. Kirinyaga	P.O. Box 1183 Nyeri	62. Kisumu	- P.O. Box 896 Kisumu
28. Murang'a	P.O. Box 1163 Kerugoya	63. Homa Bay	- P.O. Box 271 Homa Bay
29. Maragwa	P.O. Box 1147 Murang'a	64. Migori	- P.O. Box 2 Suna
30. Thika	P.O. Box 72 Kangari	65. Suba	- P.O. Box 3 Mbita
31. Kiambu	P.O. Box 4151 Thika	66. Kuria	- P.O. Box 5 Kehancha
32. Turkana	P.O. Box 1345 Kiambu	67. Central Kisi	- P.O. Box 3968 Kisi
33. West Pokot	P.O. Box 223 Lodwa	68. South Kisi	- P.O. Box 141 Ogembo
34. Samburu	P.O. Box 1 Kapenguria	69. North Kisi	- P.O. Box 951 Nyamira
35. Marajal	P.O. Box 239 Marajal		

S.M. KIVUITU
Chairman

APPENDIX 3(b)



ELECTORAL COMMISSION OF KENYA
PUBLIC NOTICE
REVIEW OF ELECTORAL AREAS/WARDS

It is notified for general information that the Electoral Commission of Kenya will sit in the following districts for one day as indicated in the schedule below to hear oral submissions relating to the review of the number, boundaries and names of Electoral Areas/Wards in the said districts.

The Commission will at the same time hear views relating to the establishment and location of polling stations.

SCHEDULE

DISTRICT	DAY	DATE	TIME	VENUE	DISTRICT	DAY	DATE	TIME	VENUE
West Pokot	Wednesday	8/4/2001	10:00 a.m. to 4:00 p.m.	West Pokot County Council Hall	21	Kitui	Tuesday	15/5/2001	10:00 a.m. to 4:00 p.m.
1. Meru North	Wednesday	6/4/2001	10:00 a.m. to 4:00 p.m.	Mauu Girls Sec. School Hall	36	Homa Bay	Tuesday	5/5/2001	10:00 a.m. to 4:00 p.m.
2. Nakomega	Wednesday	8/4/2001	10:00 a.m. to 4:00 p.m.	Nakomega Junior Council Hall	37	Kitui	Wednesday	16/5/2001	10:00 a.m. to 4:00 p.m.
3. Taita Taveta	Thursday	19/4/2001	10:00 a.m. to 4:00 p.m.	Kwara Museum Hall	38	Makindu	Thursday	5/5/2001	10:00 a.m. to 4:00 p.m.
4. Isiok	Thursday	5/4/2001	10:00 a.m. to 4:00 p.m.	Isiok Girls Sec. School Hall	39	Nyisi	Thursday	11/5/2001	10:00 a.m. to 4:00 p.m.
5. Bureti/Mumias	Thursday	5/4/2001	10:00 a.m. to 4:00 p.m.	Bureti Boys' High School Hall	40	Sioyia	Thursday	11/5/2001	10:00 a.m. to 4:00 p.m.
6. Jasiri/Gucha	Friday	20/4/2001	10:00 a.m. to 4:00 p.m.	Hloret Municipal Council Hall	41	Narok	Thursday	22/5/2001	10:00 a.m. to 4:00 p.m.
7. Meru Central	Friday	16/4/2001	10:00 a.m. to 4:00 p.m.	Meru County Council Hall	42	Kwana	Thursday	24/5/2001	10:00 a.m. to 4:00 p.m.
8. Vinge	Friday	20/4/2001	10:00 a.m. to 4:00 p.m.	Mtaka Sec. School Dining Hall	43	Nyeri	Thursday	24/5/2001	10:00 a.m. to 4:00 p.m.
10. Meru South	Tuesday	24/4/2001	10:00 a.m. to 4:00 p.m.	Electoral Commission Hall, Chuka	44	Kobalek	Thursday	24/5/2001	10:00 a.m. to 4:00 p.m.
11. Lugari	Tuesday	24/4/2001	10:00 a.m. to 4:00 p.m.	Teachers Advisory Centre (TAC) Hall (Lumakanda)	45	Makueni	Tuesday	29/5/2001	10:00 a.m. to 4:00 p.m.
12. Nandi	Tuesday	24/4/2001	10:00 a.m. to 4:00 p.m.	Kapsabet Municipal Hall	46	Taita	Tuesday	29/5/2001	10:00 a.m. to 4:00 p.m.
13. Tharaka	Wednesday	25/4/2001	10:00 a.m. to 4:00 p.m.	Methodist Rural Training Centre	47	Maragwa	Tuesday	29/5/2001	10:00 a.m. to 4:00 p.m.
14. Bungoma	Wednesday	25/4/2001	10:00 a.m. to 4:00 p.m.	Bungoma County Council Hall	48	Machakos	Wednesday	30/5/2001	10:00 a.m. to 4:00 p.m.
15. Marakwet	Wednesday	25/4/2001	10:00 a.m. to 4:00 p.m.	Kapsowar Girls Sec. School Hall	49	Kajiado	Thursday	31/5/2001	10:00 a.m. to 4:00 p.m.
16. Mt Elgon	Thursday	26/4/2001	10:00 a.m. to 4:00 p.m.	Kapsokwony Boys High School Dining Hall	50	Kimyoga	Thursday	31/5/2001	10:00 a.m. to 4:00 p.m.
17. Embu	Thursday	26/4/2001	10:00 a.m. to 4:00 p.m.	Embu County Council Hall	51	Nairobi	Tuesday	5/6/2001	10:00 a.m. to 4:00 p.m.
18. Kericho	Thursday	26/4/2001	10:00 a.m. to 4:00 p.m.	Keicho County Council Hall	52	Muranga	Tuesday	5/6/2001	10:00 a.m. to 4:00 p.m.
19. Tana River	Wednesday	2/5/2001	10:00 a.m. to 4:00 p.m.	Hola County Council Social Hall	53	Lamu	Tuesday	5/6/2001	10:00 a.m. to 4:00 p.m.
20. Nyandarua	Wednesday	2/5/2001	10:00 a.m. to 4:00 p.m.	Nyandarua County Council Hall (Nyahururu)	54	Samburu	Wednesday	6/6/2001	10:00 a.m. to 4:00 p.m.
21. Siaya	Wednesday	2/5/2001	10:00 a.m. to 4:00 p.m.	Siaya County Council Hall	55	Mbeere	Wednesday	6/6/2001	10:00 a.m. to 4:00 p.m.
22. Lamia	Thursday	3/5/2001	10:00 a.m. to 4:00 p.m.	Municipal Council Hall (Nanyuki)	56	Garissa	Thursday	7/6/2001	10:00 a.m. to 4:00 p.m.
23. Nyanza	Thursday	3/5/2001	10:00 a.m. to 4:00 p.m.	Ahero Multipurpose Training Hall	57	Wajir	Tuesday	12/6/2001	10:00 a.m. to 4:00 p.m.
24. Mkwinda	Friday	4/5/2001	10:00 a.m. to 4:00 p.m.	Mombasa Municipal Council Hall	58	Laji	Wednesday	13/6/2001	10:00 a.m. to 4:00 p.m.
25. Kericho	Tuesday	5/5/2001	10:00 a.m. to 4:00 p.m.	Kisumu County Council Hall	59	Mandera	Thursday	14/6/2001	10:00 a.m. to 4:00 p.m.
26. Kisumu	Tuesday	5/5/2001	10:00 a.m. to 4:00 p.m.	Kisumu County Council Hall	60	Wajir	Friday	19/6/2001	10:00 a.m. to 4:00 p.m.
27. Machakos	Wednesday	6/5/2001	10:00 a.m. to 4:00 p.m.	Machakos County Council Hall	61	Kisumu	Tuesday	19/6/2001	10:00 a.m. to 4:00 p.m.
28. Bomet	Wednesday	9/5/2001	10:00 a.m. to 4:00 p.m.	Bomet County Council Hall	62	Adenau	Thursday	19/6/2001	10:00 a.m. to 4:00 p.m.
29. Thika	Wednesday	9/5/2001	10:00 a.m. to 4:00 p.m.	Thika Municipal Hall	63	Baringo	Thursday	21/6/2001	10:00 a.m. to 4:00 p.m.
30. Nyamira	Wednesday	9/5/2001	10:00 a.m. to 4:00 p.m.	Ibarua Viongoz Catholic Centre	64	Busia	Tuesday	26/6/2001	10:00 a.m. to 4:00 p.m.
31. Bureti	Thursday	10/5/2001	10:00 a.m. to 4:00 p.m.	St. Kizito Hall, Lurem	66	Gucha	Tuesday	26/6/2001	10:00 a.m. to 4:00 p.m.
32. Mwingi	Thursday	10/5/2001	10:00 a.m. to 4:00 p.m.	Mwingi Boys Sec. School Dining Hall	67	Nakuru	Tuesday	26/6/2001	10:00 a.m. to 4:00 p.m.
33. Bondo	Thursday	10/5/2001	10:00 a.m. to 4:00 p.m.	Bondo Teachers College Hall	68	Tise	Wednesday	27/6/2001	10:00 a.m. to 4:00 p.m.
34. Migori	Tuesday	15/5/2001	10:00 a.m. to 4:00 p.m.	Migori Teachers College, Migori	69	Trans Mara	Wednesday	27/6/2001	10:00 a.m. to 4:00 p.m.
					70	Kitui	Thursday	28/6/2001	10:00 a.m. to 4:00 p.m.

In the presentation of oral submissions, presenters who will be allocated a maximum of five minutes should confine themselves to the following guidelines:

*All Electoral Areas shall contain as nearly equal number of inhabitants as appears to be reasonably practicable, but may depart from this principle to the extent that other factors are taken into account such as:

- (a) The density of population, and in particular the need to ensure adequate representation of urban and sparsely-populated areas
- (b) Population trends
- (c) The means of communications
- (d) Geographical features
- (e) Community of interest, and
- (f) The boundaries of existing administrative areas

For purpose of population, the number of inhabitants of any part of Kenya shall be ascertained by reference to the latest census of the population held in pursuance of any law.

(g) The economic and financial status of the local authority within which the electoral area situated should also be taken into account.

(h) For the consideration of polling stations the density of the population of the surrounding area and distances between polling stations will be crucial. Polling stations should also be where they are accessible by vehicles to avoid inconveniences during polling when such are established in inaccessible areas.

S M KIVUITU
CHAIRMAN
ELECTORAL COMMISSION OF KENYA

APPENDIX 4(A)

DECEMBER, 2002 GENERAL ELECTIONS EXPENDITURE							
	AMOUNT ALLOCATED	PERSONNEL	TRANSPORT	POLLING BOOTHS	ELEPHONE	MISCELLENEOUS	TOTAL EXPENDITURE
NAIROBI	103,281,025.00	71,054,600.00	15,551,000.00	3,193,600.00	137,700.00	3,000,370.00	92,937,270.00
MOMBASA	32,308,650.00	27,254,450.00	2,459,493.00	1,942,200.00	348,083.80	116,498.50	32,120,725.30
KWALE	33,964,075.00	26,379,307.00	6,042,926.60	1,140,000.00	152,662.60	44,768.00	33,759,664.20
KILIFI	32,146,650.00	24,054,250.00	6,236,898.00	969,450.00	244,560.60	562,536.50	32,067,695.10
MALINDI	18,589,975.00	13,607,325.00	3,719,454.00	429,120.00	64,492.30	201,763.00	18,022,154.30
TANA RIVER	24,205,585.00	17,231,175.00	5,425,930.00	892,400.00	155,311.40	242,000.00	23,704,816.40
LAMU	15,629,475.00	8,653,304.00	5,614,511.00	409,500.00	85,000.00	132,467.00	14,894,782.00
TAITA TAVETA	26,399,200.00	19,726,575.00	4,466,600.00	582,950.00	206,233.80	237,719.50	25,220,078.30
GARISSA	24,697,310.00	16,308,400.00	5,238,600.00	380,000.00	98,462.00	471,000.00	22,496,462.00
IJARA	7,886,130.00	4,186,806.00	2,770,000.00	314,640.00	41,412.85	---	7,312,858.85
WAJIR	39,158,200.00	18,626,000.00	18,684,940.00	886,500.00	40,423.05	124,060.00	38,361,923.05
MANDERA	32,587,755.00	14,971,495.00	14,669,300.00	2,599,200.00	119,862.00	227,715.00	32,587,572.00
MARSABIT	29,355,400.00	13,830,400.00	14,474,000.00	822,000.00	120,000.00	107,742.00	29,354,142.00
MOYALE	8,935,375.00	5,495,300.00	3,014,000.00	361,200.00	28,000.00	-----	8,898,500.00
ISIOLO	20,524,724.00	11,693,995.00	7,994,204.00	298,350.00	124,960.00	345,212.10	20,456,721.10
MERU CENTRAL	37,194,025.00	28,825,995.00	6,738,681.00	887,400.00	105,097.00	188,120.50	36,745,293.50
MERU NORTH	40,126,400.00	28,935,100.00	9,704,000.00	829,926.00	155,000.00	502,374.00	40,126,400.00
MERU SOUTH	19,687,825.00	15,067,840.00	4,045,750.00	475,200.00	16,846.00	75,789.00	19,681,425.00
THARAKA	14,136,175.00	9,615,175.00	4,096,000.00	315,000.00	50,000.00	59,903.00	14,136,078.00
EMBU	21,247,900.00	16,573,100.00	3,941,495.00	532,950.00	26,051.35	153,204.60	21,226,800.95
MBEERE	18,958,450.00	13,415,206.50	4,634,279.00	434,385.00	85,035.00	275,957.00	18,844,862.50
KITUI	41,606,711.00	35,398,829.00	4,082,675.45	1,167,858.00	65,898.80	835,255.00	41,550,516.25
MWINGI	38,865,225.00	28,568,079.00	4,622,120.00	90,210.05	972,195.00	83,695.00	34,336,299.05
MACHAKOS	75,846,725.00	54,435,458.00	19,001,362.80	1,698,300.00	85,386.40	462,635.15	75,683,142.35
MAKUENI	64,605,440.00	45,339,022.00	17,081,976.00	1,596,000.00	34,789.25	517,394.00	64,569,181.25

NYANDARUA	33,226,100 00	24,880,470 00	7,265,819 00	879,518 00	66,766 40	132,823 00	33,225,396 40
NYERI	55,694,075 00	41,567,100 00	8,594,808 50	1,571,250 00	232,738 90	427,551 00	52,393,448 40
KIRINYAGA	31,873,940 00	23,785,661 00	6,862,315 00	786,780 00	274,392 00	164,316 00	31,873,464 00
MURANG'A	24,783,250 00	19,738,900 00	2,817,420 00	699,000 00	302,483 15	220,778 65	23,778,581 80
MARAGWA	27,402,050 00	21,007,350 00	5,074,570 00	729,000 00	150,903 20	232,337 50	27,194,160 70
KIAMBU	48,262,075 00	34,613,665 00	6,493,820 00	1,326,000 00	418,052 00	389,443 00	43,240,980 00
THIKA	38,679,450 00	29,488,250 00	6,526,700 00	1,092,742 50	96,976 80	488,445 00	37,693,114 30
TURKANA	35,214,650 00	25,601,564 00	8,357,912 00	526,750 00	299,857 00	177,181 00	34,963,264 00
WEST POKOT	43,472,650 00	28,011,890 00	13,772,860 00	911,790 00	100,800 05	14,050 00	42,811,390 05
SAMBURU	23,508,735 00	16,042,369 20	6,819,413 00	520,587 00	68,770 40	57,605 00	23,508,744 60
TRANS NZOIA	30,962,175 00	23,282,894 00	6,355,920 00	834,450 00	67,000 00	421,437 60	30,961,701 60
UASIN GISHU	38,603,630 00	30,969,137 00	6,178,104 00	1,056,000 00	105,000 00	294,778 00	38,603,312 00
KEIYO	21,573,800 00	14,877,000 00	5,587,877 80	436,050 00	140,102 00	343,780 50	21,383,610 30
MARAKWET	20,537,300 00	16,577,300 00	3,237,410 00	513,000 00	85,000 00	124,590 00	20,537,300 00
NANDI	48,864,800 00	35,882,700 00	11,481,001 00	1,215,600 00	200,946 60	79,536 60	48,859,784 20
BARINGO	46,169,148 00	31,364,900 00	13,307,269 00	1,093,273 50	92,868 10	310,697 10	46,169,007 70
KOIBATEK	22,035,475 00	16,553,200 00	4,450,521 00	543,720 00	85,000 00	153,974 00	21,786,415 00
LAIKIPIA	28,248,725 00	20,182,050 00	7,249,372 00	649,578 00	91,690 00	72,550 00	28,245,240 00
NAKURU	77,447,517 00	55,860,500 00	18,843,800 00	1,964,556 80	408,739 90	415,450 30	77,493,047 00
NAROK	30,738,100 00	21,399,500 00	6,753,085 10	185,500 00	75,532 65	180,840 25	28,594,458 00
TRANS MARA	15,161,500 00	10,232,900 00	3,515,882 00	363,000 00	80,000 00	967,308 00	15,159,090 00
KAJIADO	31,624,400 00	24,420,150 00	5,543,955 00	700,425 00	328,258 10	80,366 60	31,073,154 70
KERICHO	38,673,771 00	26,126,350 00	10,984,098 00	857,850 00	315,191 60	388,072 00	38,671,561 60
BOMET	35,761,275 00	26,272,806 00	8,199,989 20	870,000 00	128,771 50	286,432 00	35,757,998 70
BURETI	20,055,600 00	14,183,150 00	5,039,120 30	429,300 00	96,234 00	88,504 00	19,836,308 30
KAKAMEGA	39,005,475 00	31,279,000 00	6,080,638 65	1,010,550 00	204,638 95	17,025 00	8,991,852 60
BUTERE/MUMIAS	28,793,325 00	22,928,400 00	4,941,320 20	761,550 00	86,366 25	75,676 00	28,793,312 45
VIHIGA	37,192,550 00	27,230,300 00	8,361,692 00	975,000 00	180,204 00	438,663 50	37,185,859 50
LUGARI	10,894,200 00	8,678,800 00	1,726,198 00	291,060 00	101,000 00	88,905 00	0,885,963 00

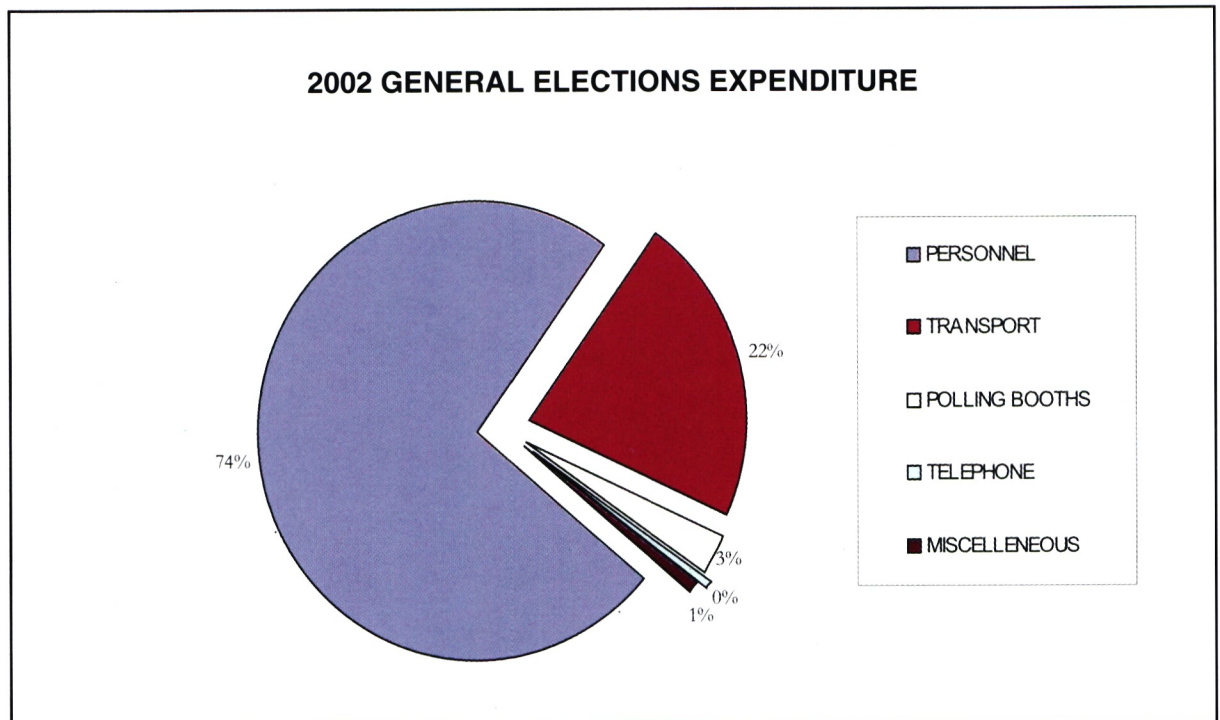
BUNGOMA	45,094,525.00	36,496,465.00	6,601,090.00	1,301,340.00	216,563.95	280,903.10	44,896,362.05
MT. ELGON	10,950,550.00	8,008,350.00	2,591,921.00	251,244.00	33,944.95	64,127.00	10,949,586.95
BUSIA	29,845,970.00	21,426,600.00	7,175,306.00	971,700.00	144,309.30	96,870.00	29,814,785.30
TESO	15,849,175.00	10,159,275.00	5,091,800.00	408,000.00	50,000.20	139,459.50	15,848,534.70
SIAYA	34,293,350.00	25,088,480.00	7,629,146.50	1,162,200.00	215,437.00	197,316.00	34,292,579.50
BONDO	19,144,875.00	12,854,690.00	5,487,332.70	534,300.00	69,623.05	197,245.00	19,143,190.75
KISUMU	25,204,525.00	19,053,825.00	4,970,627.80	635,550.00	215,764.65	328,750.50	25,204,517.95
NYANDO	26,113,025.00	20,619,125.00	4,070,274.50	701,565.00	119,800.00	96,049.00	25,606,813.50
HOMA BAY	23,938,475.00	19,118,975.00	3,965,495.00	675,000.00	12,646.00	166,358.40	23,938,474.40
SUBA	18,360,225.00	11,802,325.00	5,843,914.00	374,175.00	85,000.00	253,799.00	18,359,213.00
RACHUONYO	23,842,100.00	19,037,100.00	3,859,217.55	628,128.00	85,000.00	---	23,609,445.55
MIGORI	34,528,700.00	28,066,700.00	5,088,609.30	959,040.00	174,705.00	239,645.00	34,528,699.30
KURIA	13,664,925.00	10,280,755.00	2,811,305.00	339,000.00	84,000.00	149,865.00	13,664,925.00
KISII CENTRAL	30,782,325.00	24,014,450.00	4,328,034.50	840,360.00	183,211.60	184,229.85	29,550,285.95
KISII SOUTH	29,408,900.00	21,393,418.00	6,533,287.00	717,360.00	205,334.00	559,501.00	29,408,900.00
NYAMIRA	29,606,905.00	23,074,450.00	5,113,125.00	807,000.00	118,773.00	493,557.00	29,606,905.00
FIELD EXPENDITURE	2,217,032,696.00	1,602,779,518.70	485,893,572.45	58,348,181.85	10,461,859.45	19,706,970.80	2,177,190,103.25
HEADQUARTERS - COST OF MATERIALS AND OTHER ADMINISTRATIVE COSTS							781,725,898.50
TOTAL - GENERAL ELECTION EXPENDITURE							2,958,916,001.75

SUMMARY OF THE EXPENDITURE

- Expenditure at Headquarters
(Cost of materials and administrative expenses on ballot boxes and ballot papers) - 781,725,898.50
- Expenditure at Districts - 2,177,190,103.25
- 2,958,916,001.75
- Cost of Materials In-Stock 597,906,771.00
- Additional funds requested
(For outstanding commitments cleared in relation to the election) - 2,633,987.00
- **TOTAL EXPENDITURE - 3,559,456,759.75**
- Approved Estimates - 4,000,000,000.00
- Deviation - 440,543,240.25

APPENDIX 4(B).

PRESENTATION OF 2002 GENERAL ELECTIONS EXPENDITURE (%)



APPENDIX 5.

A SUMMARY OF 2002 PRESIDENTIAL ELECTION RESULTS BY PROVINCE

PROVINCE	REGISTERED VOTERS	KENYATTA UHURU MUIGAI (KANU)	KIBAKI MWAI (NARC)	NYACHAE SIMEON (FORD-P)	ORENGO JAMES AGGREY (SDP)	WAWERU DAVID NGETHE (CCU)	TOTAL VOTES CAST	TOTAL REJECTED VOTES	TOTAL VALID VOTES	VOTER TURNOUT
NAIROBI	884,135	76,001	279,705	8,775	891	301	371,374	5,701	365,673	42.004%
		20.784%	76.490%	2.400%	0.244%	0.082%				
COAST	879,741	121,645	228,915	11,716	1,539	823	370,611	5,973	364,638	42.127%
		33.360%	62.779%	3.213%	0.422%	0.226%				
NORTH EASTERN	216,336	83,358	34,916	5,660	297	73	125,090	786	124,304	57.822%
		67.060%	28.089%	4.553%	0.239%	0.059%				
EASTERN	1,734,209	270,225	749,654	7,863	3,509	2,216	1,055,736	22,269	1,033,467	60.877%
		26.147%	72.538%	0.761%	0.340%	0.214%				
CENTRAL	1,563,084	308,012	701,916	4,441	1,443	2,053	1,033,456	15,591	1,017,865	66.116%
		30.261%	68.960%	0.436%	0.142%	0.202%				
RIFT VALLEY	2,415,555	769,242	624,501	45,145	3,826	1,624	1,469,351	25,013	1,444,338	60.829%
		33.259%	43.238%	3.126%	0.265%	0.112%				
WESTERN	1,202,104	143,101	506,999	9,073	3,443	1,825	686,601	22,160	664,441	57.117%
		21.537%	76.305%	1.366%	0.518%	0.275%				
NYANZA	1,555,986	64,471	521,052	252,488	9,620	1,115	865,158	16,412	848,746	55.602%
		7.596%	61.391%	29.748%	1.133%	0.131%				
NATIONAL TOTAL	10,451,150	1,836,055	3,647,658	345,161	24,568	10,030	5,977,377	113,905	5,863,472	57.193%
% VOTES SCORED		31.313%	62.210%	5.887%	0.419%	0.171%				

APPENDIX 6. WOMEN PARLIAMENTARY CANDIDATES

CANDIDATE	POLITICAL PARTY	CONSTITUENCY	DISTRICT	PROVINCE
Alice Njoki	SALINA	Lukipia West/Rift Valley	Lukipia	Rift Valley
Alicen Chelate	NARC	Rongu Rift Valley	Rongu	Rift Valley
Beth Mugo	NARC	Dagoretti Nairobi	Nairobi	Nairobi
Catherine Nkamito	FORD – ASILI	West Mugungu Nyanza	Nyamira	Nyanza
Caroline W' Ng'ang'a	SALINA	Lari Central	Kisumu	Central
Charity Ngru	NARC	Kitui Central Eastern	Kitui	Eastern
Christine Mango	NARC	Butula Western	Busia	Western
Eileen Wambui	FORD – P	Kangema Central	Muranga	Central
Florence AM	FORD – P	Lugari Western	Lugari	Western
Grace Mwewa	KANU	Kibwezi Eastern	Makueni	Eastern
Janet K. Mutasya	FORD – P	Kati Eastern	Makueni	Eastern
Jilo Mumina	NARC	Isiolo South Eastern	Isiolo	Eastern
Joyce Mwangopi	NARC	Mwatate Coast	Tata	Coast
Justine Sitti	FORD – P	Saboti Rift Valley	Trans Nzoia	Rift Valley
Lanah Kilimo	NARC	Marakwet East Rift Valley	Marakwet	Rift Valley
Lorna Chekemei	NARC	Sotik Rift Valley	Bomet	Rift Valley
Lydia W' Kamari	UAP	Manyatta Eastern	Embu	Eastern
Marcie wa Mwacha	SDP	Kibwezi Coast	Makueni	Eastern
Margaret Onyango	KANU	Alego Nyanza	Siaya	Nyanza
Martha Karua	NARC	Gichugu Central	Kimwaga	Central
Mary K. Kamari	FORD – P	Kwanza Rift Valley	Trans Nzoia	Rift Valley
Mary Okumu	SDP	Embakasi Nairobi	Nairobi	Nairobi
Monica Amolo	SDP	Ndhiwa Nyanza	Homa-Bay	Nyanza
Mrs J. Cheluk	NARC	Kuresor Rift Valley	Nakuru	Rift Valley
Naomi Shaaban	KANU	Taveta - Coast	Tata	Coast
Nyiva Mwendwa	NARC	Kitui West - Eastern	Kitui	Eastern
Oni Rogo Manduli	FORD – P	Kasarani - Nairobi	Nairobi	Nairobi
Wangari Muthari	NARC	Fetu	Nyeri	Central

APPENDIX 7

ELECTORAL COMMISSION OF KENYA
NATIONAL DISTRIBUTION OF MPs AND PARLIAMENTARY VOTES SCORED PER POLITICAL PARTY IN 2002 GENERAL ELECTIONS

POLITICAL PARTY	NO. OF MPs		% OF MPS	TOTAL VOTES SCORED	% REPRESENTATION
	Elected	Nominated			
NARC	125	7	54.459%	2,996,802	50.905%
KANU	64	4	30.630%	1,652,767	28.075%
FORD-P	14	1	6.656%	493,276	8.379%
SAFINA	2	0	0.952%	211,370	3.590%
FORD-A	2	0	0.952%	84,141	1.429%
SISI KWA SISI	2	0	0.952%	39,074	0.664%
SHIRIKISHO	1	0	0.476%	19,498	0.331%
UMMA	0	0	0.000%	537	0.009%
GAP	0	0	0.000%	2,362	0.040%
UPPK	0	0	0.000%	8,057	0.137%
EIP	0	0	0.000%	7,849	0.133%
KSC	0	0	0.000%	5,455	0.093%
KEDA	0	0	0.000%	1,091	0.019%
KNC	0	0	0.000%	18,688	0.317%
DAP	0	0	0.000%	176	0.003%
FPK	0	0	0.000%	4,027	0.068%
SDP	0	0	0.000%	191,220	3.248%
PPK	0	0	0.000%	1,860	0.032%
RRP	0	0	0.000%	576	0.010%
LPK	0	0	0.000%	1,428	0.024%
PSUK	0	0	0.000%	345	0.006%
NAP	0	0	0.000%	23,881	0.406%
UDPIK	0	0	0.000%	4,307	0.073%
NLP	0	0	0.000%	34,218	0.581%
CCU	0	0	0.000%	2,962	0.050%
CCMM	0	0	0.000%	1,512	0.026%
MASS PARTY OF KENYA	0	0	0.000%	2,402	0.041%
UNITED AGRI PARTY	0	0	0.000%	15,119	0.257%
RPK	0	0	0.000%	4,418	0.075%
KADDU	0	0	0.000%	10,975	0.186%
NPP	0	0	0.000%	15,509	0.263%
KCC	0	0	0.000%	980	0.017%
KPP	0	0	0.000%	25,328	0.430%
KPTP	0	0	0.000%	4,836	0.082%
TOTAL	210	12	100.000%	5,887,046	100.000%
TOTAL REJECTED VOTES	98,598				
TOTAL VOTES CAST	5,985,644				
TOTAL REGISTERED VOTERS	10,451,150				
NATIONAL VOTER TURN OUT	57.27%				

Appendix 8 NATIONAL DISTRIBUTION OF COUNCILLORS AND CIVIC VOTES SCORED PER POLITICAL PARTY IN 2002

POLITICAL PARTY	NO OF COUNCILLORS		% OF COUNCILLORS	TOTAL VOTES SCORED	% REPRESENTATION
	ELECTED	NOMINATED			
NARC	1140	385	54.48%	2,789,301	48.62%
KANU	748	256	38.87%	1,581,520	27.56%
FORDP	128	12	6.07%	557,185	9.71%
SDP	30	5	1.25%	219,634	3.83%
SAMBA	8	3	0.39%	101,635	1.77%
NLP	6	1	0.25%	45,808	0.80%
SHRIKISHO	6	1	0.25%	23,978	0.42%
FORDA	4	1	0.18%	77,132	1.34%
UNITED AGRI PARTY	4	0	0.14%	25,099	0.44%
NPP	4	2	0.21%	17,078	0.30%
KPP	3	1	0.14%	36,058	0.63%
KNC	3	0	0.11%	17,799	0.31%
KSC	2	0	0.07%	22,870	0.40%
MASS PARTY OF KENYA	2	0	0.07%	20,112	0.35%
NAP	2	0	0.07%	17,199	0.30%
KADDU	2	0	0.07%	8,425	0.15%
SISI KWA SISI	1	0	0.04%	31,537	0.55%
PPK	1	0	0.04%	18,411	0.32%
CCU	1	0	0.04%	17,129	0.30%
LPK	1	0	0.04%	13,958	0.24%
REPUBLICAN PARTY	1	0	0.04%	12,086	0.21%
KPIP	1	0	0.04%	8,810	0.15%
UDPIK	1	0	0.04%	7,794	0.14%
KENDA	1	0	0.04%	5,834	0.10%
CCMM	1	0	0.04%	5,031	0.09%
KCC	1	0	0.04%	4,958	0.09%
IPK	0	0	0.00%	10,709	0.19%
UPPK	0	0	0.00%	10,071	0.18%
EIP	0	0	0.00%	9,796	0.17%
GAP	0	0	0.00%	7,589	0.13%
DAP	0	0	0.00%	2,973	0.05%
RRP	0	0	0.00%	2,501	0.04%
NCPK	0	0	0.00%	2,247	0.04%
PSUK	0	0	0.00%	2,040	0.04%
RPK	0	0	0.00%	1,102	0.02%
PICK	0	0	0.00%	753	0.01%
UMMA	0	0	0.00%	743	0.01%
PDUK	0	0	0.00%	494	0.01%
NDPK	0	0	0.00%	69	0.00%
TOTAL	2102	697	100.00%	5,737,468	100.00%
TOTAL REJECTED VOTES				138,622	
TOTAL VOTES CAST				5,876,090	
TOTAL REGISTERED VOTERS				10,451,150	
NATIONAL VOTER TURN OUT				56.22%	

APPENDIX 9

ELECTORAL COMMISSION OF KENYA 27TH DECEMBER 2002 PRESIDENTIAL ELECTION RESULTS

CONSTITUENCY: CANDIDATE'S NAME	001	MAKADARA POLITICAL PARTY		VOTES SCORED	% VOTES SCORED
KIENYATIA UHURU MUGAI		KIENYA AFRICAN NATIONAL UNION		4,782	11.40 %
KIBAKI MWAI		NATIONAL RAINBOW COALITION		21,270	50.71 %
NYACHAI SIMION		FORD-PEOPLE		130	0.31 %
ORLENGO JAMES AGGRIEY		SOCIAL DEMOCRATIC PARTY OF KENYA		100	0.24 %
WAWERU DAVID NGETHI		CHAMA CHA UMA PARTY		40	0.10 %
<i>Total Votes Cast</i>	42,678	<i>Valid Votes</i>	26,322	<i>Registered Voters</i>	105,557
<i>Rejected Votes</i>	732			<i>Percent Voter Turnout</i>	40.43 %
CONSTITUENCY: CANDIDATE'S NAME	002	KAMUKUNJI POLITICAL PARTY		VOTES SCORED	% VOTES SCORED
KIENYATIA UHURU MUGAI		KIENYA AFRICAN NATIONAL UNION		9,642	29.53 %
KIBAKI MWAI		NATIONAL RAINBOW COALITION		22,508	68.94 %
NYACHAI SIMION		FORD-PEOPLE		399	1.22 %
ORLENGO JAMES AGGRIEY		SOCIAL DEMOCRATIC PARTY OF KENYA		66	0.20 %
WAWERU DAVID NGETHI		CHAMA CHA UMA PARTY		32	0.10 %
<i>Total Votes Cast</i>	33,608	<i>Valid Votes</i>	32,647	<i>Registered Voters</i>	81,810
<i>Rejected Votes</i>	961			<i>Percent Voter Turnout</i>	41.08 %
CONSTITUENCY: CANDIDATE'S NAME	003	STAREHE POLITICAL PARTY		VOTES SCORED	% VOTES SCORED
KIENYATIA UHURU MUGAI		KIENYA AFRICAN NATIONAL UNION		10,648	25.25 %
KIBAKI MWAI		NATIONAL RAINBOW COALITION		30,585	72.53 %
NYACHAI SIMION		FORD-PEOPLE		590	1.40 %
ORLENGO JAMES AGGRIEY		SOCIAL DEMOCRATIC PARTY OF KENYA		70	0.17 %
WAWERU DAVID NGETHI		CHAMA CHA UMA PARTY		42	0.10 %
<i>Total Votes Cast</i>	43,039	<i>Valid Votes</i>	41,935	<i>Registered Voters</i>	111,829
<i>Rejected Votes</i>	871			<i>Percent Voter Turnout</i>	38.49 %
CONSTITUENCY: CANDIDATE'S NAME	004	LANGATA POLITICAL PARTY		VOTES SCORED	% VOTES SCORED
KIENYATIA UHURU MUGAI		KIENYA AFRICAN NATIONAL UNION		7,051	15.00 %
KIBAKI MWAI		NATIONAL RAINBOW COALITION		38,694	82.29 %
NYACHAI SIMION		FORD-PEOPLE		1,118	2.38 %
ORLENGO JAMES AGGRIEY		SOCIAL DEMOCRATIC PARTY OF KENYA		124	0.26 %
WAWERU DAVID NGETHI		CHAMA CHA UMA PARTY		33	0.07 %
<i>Total Votes Cast</i>	47,727	<i>Valid Votes</i>	47,020	<i>Registered Voters</i>	111,537
<i>Rejected Votes</i>	707			<i>Percent Voter Turnout</i>	42.79 %
CONSTITUENCY: CANDIDATE'S NAME	005	DAGORETTI POLITICAL PARTY		VOTES SCORED	% VOTES SCORED
KIENYATIA UHURU MUGAI		KIENYA AFRICAN NATIONAL UNION		11,019	29.02 %
KIBAKI MWAI		NATIONAL RAINBOW COALITION		24,728	65.12 %
NYACHAI SIMION		FORD-PEOPLE		1,570	4.13 %
ORLENGO JAMES AGGRIEY		SOCIAL DEMOCRATIC PARTY OF KENYA		53	0.14 %
WAWERU DAVID NGETHI		CHAMA CHA UMA PARTY		40	0.11 %
<i>Total Votes Cast</i>	38,523	<i>Valid Votes</i>	37,410	<i>Registered Voters</i>	80,508
<i>Rejected Votes</i>	549			<i>Percent Voter Turnout</i>	47.85 %
CONSTITUENCY: CANDIDATE'S NAME	006	WESTLANDS POLITICAL PARTY		VOTES SCORED	% VOTES SCORED
KIENYATIA UHURU MUGAI		KIENYA AFRICAN NATIONAL UNION		9,634	19.34 %
KIBAKI MWAI		NATIONAL RAINBOW COALITION		38,752	77.80 %
NYACHAI SIMION		FORD-PEOPLE		1,278	2.57 %
ORLENGO JAMES AGGRIEY		SOCIAL DEMOCRATIC PARTY OF KENYA		105	0.21 %
WAWERU DAVID NGETHI		CHAMA CHA UMA PARTY		43	0.09 %
<i>Total Votes Cast</i>	50,374	<i>Valid Votes</i>	49,812	<i>Registered Voters</i>	126,872
<i>Rejected Votes</i>	562			<i>Percent Voter Turnout</i>	39.70 %
CONSTITUENCY: CANDIDATE'S NAME	007	KASARANI POLITICAL PARTY		VOTES SCORED	% VOTES SCORED
KIENYATIA UHURU MUGAI		KIENYA AFRICAN NATIONAL UNION		11,393	22.51 %
KIBAKI MWAI		NATIONAL RAINBOW COALITION		38,881	76.81 %
NYACHAI SIMION		FORD-PEOPLE		833	1.65 %
ORLENGO JAMES AGGRIEY		SOCIAL DEMOCRATIC PARTY OF KENYA		275	0.54 %
WAWERU DAVID NGETHI		CHAMA CHA UMA PARTY		39	0.08 %
<i>Total Votes Cast</i>	51,566	<i>Valid Votes</i>	51,421	<i>Registered Voters</i>	114,664
<i>Rejected Votes</i>	945			<i>Percent Voter Turnout</i>	44.97 %
CONSTITUENCY: CANDIDATE'S NAME	008	EMBAKASI POLITICAL PARTY		VOTES SCORED	% VOTES SCORED
KIENYATIA UHURU MUGAI		KIENYA AFRICAN NATIONAL UNION		11,248	17.72 %
KIBAKI MWAI		NATIONAL RAINBOW COALITION		50,010	78.78 %
NYACHAI SIMION		FORD-PEOPLE		2,117	3.33 %

ORINGO JAMIS AGGRIY	SOCIAL DEMOCRATIC PARTY OF KENYA	68	0.11 %
WAWIRU DAVID NGITHI	CHAMACHUMA PARTY	39	0.06 %
<i>Total Votes Cast</i>	<i>Total Votes</i>	65,482	151,358
<i>Rejected Votes</i>		374	42.19 %
			<i>Registered Voters</i>
			<i>Percent Voter Turnout</i>

CONSTITUENCY CANDIDATE'S NAME	009 CHANGAMWE POLITICAL PARTY	VOTES SCORED	% VOTES SCORED
KINYAITIA UHURU MUGAI	KENYA AMERICAN NATIONAL UNION	4,965	17.49 %
KIBAKI MWAI	NATIONAL RAINBOW COALITION	22,794	80.28 %
NYACHAI SIMION	FORD PEOPLE	428	1.51 %
ORINGO JAMIS AGGRIY	SOCIAL DEMOCRATIC PARTY OF KENYA	137	0.48 %
WAWIRU DAVID NGITHI	CHAMACHUMA PARTY	68	0.24 %
<i>Total Votes Cast</i>	<i>Total Votes</i>	29,006	82,878
<i>Rejected Votes</i>		614	35.00 %
			<i>Registered Voters</i>
			<i>Percent Voter Turnout</i>

CONSTITUENCY CANDIDATE'S NAME	010 KISAUNI POLITICAL PARTY	VOTES SCORED	% VOTES SCORED
KINYAITIA UHURU MUGAI	KENYA AMERICAN NATIONAL UNION	5,464	19.53 %
KIBAKI MWAI	NATIONAL RAINBOW COALITION	21,807	77.95 %
NYACHAI SIMION	FORD PEOPLE	514	1.94 %
ORINGO JAMIS AGGRIY	SOCIAL DEMOCRATIC PARTY OF KENYA	125	0.45 %
WAWIRU DAVID NGITHI	CHAMACHUMA PARTY	34	0.12 %
<i>Total Votes Cast</i>	<i>Total Votes</i>	28,559	86,155
<i>Rejected Votes</i>		585	33.15 %
			<i>Registered Voters</i>
			<i>Percent Voter Turnout</i>

CONSTITUENCY CANDIDATE'S NAME	011 LIKONI POLITICAL PARTY	VOTES SCORED	% VOTES SCORED
KINYAITIA UHURU MUGAI	KENYA AMERICAN NATIONAL UNION	3,028	20.14 %
KIBAKI MWAI	NATIONAL RAINBOW COALITION	11,081	73.72 %
NYACHAI SIMION	FORD PEOPLE	1,036	6.89 %
ORINGO JAMIS AGGRIY	SOCIAL DEMOCRATIC PARTY OF KENYA	42	0.28 %
WAWIRU DAVID NGITHI	CHAMACHUMA PARTY	45	0.30 %
<i>Total Votes Cast</i>	<i>Total Votes</i>	15,401	45,149
<i>Rejected Votes</i>		569	34.11 %
			<i>Registered Voters</i>
			<i>Percent Voter Turnout</i>

CONSTITUENCY CANDIDATE'S NAME	012 MVITA POLITICAL PARTY	VOTES SCORED	% VOTES SCORED
KINYAITIA UHURU MUGAI	KENYA AMERICAN NATIONAL UNION	6,250	28.23 %
KIBAKI MWAI	NATIONAL RAINBOW COALITION	15,342	70.19 %
NYACHAI SIMION	FORD PEOPLE	290	1.31 %
ORINGO JAMIS AGGRIY	SOCIAL DEMOCRATIC PARTY OF KENYA	38	0.17 %
WAWIRU DAVID NGITHI	CHAMACHUMA PARTY	23	0.10 %
<i>Total Votes Cast</i>	<i>Total Votes</i>	22,586	66,885
<i>Rejected Votes</i>		443	33.77 %
			<i>Registered Voters</i>
			<i>Percent Voter Turnout</i>

CONSTITUENCY CANDIDATE'S NAME	013 MSAMBWENI POLITICAL PARTY	VOTES SCORED	% VOTES SCORED
KINYAITIA UHURU MUGAI	KENYA AMERICAN NATIONAL UNION	9,340	33.51 %
KIBAKI MWAI	NATIONAL RAINBOW COALITION	17,122	61.44 %
NYACHAI SIMION	FORD PEOPLE	1,031	3.70 %
ORINGO JAMIS AGGRIY	SOCIAL DEMOCRATIC PARTY OF KENYA	279	1.00 %
WAWIRU DAVID NGITHI	CHAMACHUMA PARTY	97	0.35 %
<i>Total Votes Cast</i>	<i>Total Votes</i>	27,891	64,460
<i>Rejected Votes</i>		22	43.27 %
			<i>Registered Voters</i>
			<i>Percent Voter Turnout</i>

CONSTITUENCY CANDIDATE'S NAME	014 MATUGA POLITICAL PARTY	VOTES SCORED	% VOTES SCORED
KINYAITIA UHURU MUGAI	KENYA AMERICAN NATIONAL UNION	4,796	26.87 %
KIBAKI MWAI	NATIONAL RAINBOW COALITION	11,713	65.61 %
NYACHAI SIMION	FORD PEOPLE	1,166	6.53 %
ORINGO JAMIS AGGRIY	SOCIAL DEMOCRATIC PARTY OF KENYA	48	0.27 %
WAWIRU DAVID NGITHI	CHAMACHUMA PARTY	129	0.72 %
<i>Total Votes Cast</i>	<i>Total Votes</i>	18,322	59,768
<i>Rejected Votes</i>		470	46.07 %
			<i>Registered Voters</i>
			<i>Percent Voter Turnout</i>

CONSTITUENCY CANDIDATE'S NAME	015 KINANGO POLITICAL PARTY	VOTES SCORED	% VOTES SCORED
KINYAITIA UHURU MUGAI	KENYA AMERICAN NATIONAL UNION	9,062	42.18 %
KIBAKI MWAI	NATIONAL RAINBOW COALITION	8,963	41.72 %
NYACHAI SIMION	FORD PEOPLE	3,384	15.75 %
ORINGO JAMIS AGGRIY	SOCIAL DEMOCRATIC PARTY OF KENYA	34	0.16 %
WAWIRU DAVID NGITHI	CHAMACHUMA PARTY	41	0.19 %
<i>Total Votes Cast</i>	<i>Total Votes</i>	21,733	41,269
<i>Rejected Votes</i>		249	32.66 %
			<i>Registered Voters</i>
			<i>Percent Voter Turnout</i>

CONSTITUENCY CANDIDATE'S NAME	016 BAHARI POLITICAL PARTY	VOTES SCORED	% VOTES SCORED
KINYAITIA UHURU MUGAI	KENYA AMERICAN NATIONAL UNION	5,069	18.59 %
KIBAKI MWAI	NATIONAL RAINBOW COALITION	21,345	78.27 %
NYACHAI SIMION	FORD PEOPLE	746	2.74 %

ORINGO JAMES AGGRIY WAWIRU DAVID NGITHI		SOCIAL DEMOCRATIC PARTY OF KENYA CHAMA CHA UMA PARTY		111 78	0.41 % 0.29 %
<i>Total Votes Cast</i>	27,652	<i>Valid Votes</i>	27,349	<i>Registered Voters</i>	71,947
<i>Rejected Votes</i>	381			<i>Percent Voter Turnout</i>	38.43 %
CONSTITUENCY: CANDIDATE'S NAME	017 KALO LENI	POLITICAL PARTY		VOTES SCORED	% VOTES SCORED
KILNYALIA UTHURU MUTGAI KIBAKI MWAI NYACHAI SIMION ORINGO JAMES AGGRIY WAWIRU DAVID NGITHI		KENYA AFRICAN NATIONAL UNION NATIONAL RAINBOW COALITION FORD PEOPLE SOCIAL DEMOCRATIC PARTY OF KENYA CHAMA CHA UMA PARTY		5,134 19,739 141 61 83	20.39 % 78.48 % 0.56 % 0.24 % 0.33 %
<i>Total Votes Cast</i>	25,434	<i>Valid Votes</i>	25,178	<i>Registered Voters</i>	58,464
<i>Rejected Votes</i>	256			<i>Percent Voter Turnout</i>	43.50 %
CONSTITUENCY: CANDIDATE'S NAME	018 GANZE	POLITICAL PARTY		VOTES SCORED	% VOTES SCORED
KILNYALIA UTHURU MUTGAI KIBAKI MWAI NYACHAI SIMION ORINGO JAMES AGGRIY WAWIRU DAVID NGITHI		KENYA AFRICAN NATIONAL UNION NATIONAL RAINBOW COALITION FORD PEOPLE SOCIAL DEMOCRATIC PARTY OF KENYA CHAMA CHA UMA PARTY		5,824 8,358 47 10 6	40.86 % 58.63 % 0.33 % 0.07 % 0.04 %
<i>Total Votes Cast</i>	14,326	<i>Valid Votes</i>	14,245	<i>Registered Voters</i>	31,111
<i>Rejected Votes</i>	71			<i>Percent Voter Turnout</i>	46.05 %
CONSTITUENCY: CANDIDATE'S NAME	019 MALINDI	POLITICAL PARTY		VOTES SCORED	% VOTES SCORED
KILNYALIA UTHURU MUTGAI KIBAKI MWAI NYACHAI SIMION ORINGO JAMES AGGRIY WAWIRU DAVID NGITHI		KENYA AFRICAN NATIONAL UNION NATIONAL RAINBOW COALITION FORD PEOPLE SOCIAL DEMOCRATIC PARTY OF KENYA CHAMA CHA UMA PARTY		7,182 15,682 443 57 38	30.69 % 67.01 % 1.89 % 0.24 % 0.16 %
<i>Total Votes Cast</i>	23,735	<i>Valid Votes</i>	23,402	<i>Registered Voters</i>	58,648
<i>Rejected Votes</i>	333			<i>Percent Voter Turnout</i>	40.47 %
CONSTITUENCY: CANDIDATE'S NAME	020 MAGARINI	POLITICAL PARTY		VOTES SCORED	% VOTES SCORED
KILNYALIA UTHURU MUTGAI KIBAKI MWAI NYACHAI SIMION ORINGO JAMES AGGRIY WAWIRU DAVID NGITHI		KENYA AFRICAN NATIONAL UNION NATIONAL RAINBOW COALITION FORD PEOPLE SOCIAL DEMOCRATIC PARTY OF KENYA CHAMA CHA UMA PARTY		4,336 8,536 653 111 38	31.71 % 62.43 % 4.78 % 0.81 % 0.28 %
<i>Total Votes Cast</i>	13,769	<i>Valid Votes</i>	13,674	<i>Registered Voters</i>	31,810
<i>Rejected Votes</i>	95			<i>Percent Voter Turnout</i>	43.29 %
CONSTITUENCY: CANDIDATE'S NAME	021 GARSEN	POLITICAL PARTY		VOTES SCORED	% VOTES SCORED
KILNYALIA UTHURU MUTGAI KIBAKI MWAI NYACHAI SIMION ORINGO JAMES AGGRIY WAWIRU DAVID NGITHI		KENYA AFRICAN NATIONAL UNION NATIONAL RAINBOW COALITION FORD PEOPLE SOCIAL DEMOCRATIC PARTY OF KENYA CHAMA CHA UMA PARTY		7,283 5,599 263 21 10	55.27 % 42.49 % 2.00 % 0.16 % 0.08 %
<i>Total Votes Cast</i>	13,277	<i>Valid Votes</i>	13,176	<i>Registered Voters</i>	26,081
<i>Rejected Votes</i>	101			<i>Percent Voter Turnout</i>	50.91 %
CONSTITUENCY: CANDIDATE'S NAME	022 GALOLE	POLITICAL PARTY		VOTES SCORED	% VOTES SCORED
KILNYALIA UTHURU MUTGAI KIBAKI MWAI NYACHAI SIMION ORINGO JAMES AGGRIY WAWIRU DAVID NGITHI		KENYA AFRICAN NATIONAL UNION NATIONAL RAINBOW COALITION FORD PEOPLE SOCIAL DEMOCRATIC PARTY OF KENYA CHAMA CHA UMA PARTY		6,133 3,046 123 96 10	65.09 % 32.33 % 1.31 % 1.02 % 0.11 %
<i>Total Votes Cast</i>	9,619	<i>Valid Votes</i>	9,408	<i>Registered Voters</i>	18,014
<i>Rejected Votes</i>	196			<i>Percent Voter Turnout</i>	53.40 %
CONSTITUENCY: CANDIDATE'S NAME	023 BURA	POLITICAL PARTY		VOTES SCORED	% VOTES SCORED
KILNYALIA UTHURU MUTGAI KIBAKI MWAI NYACHAI SIMION ORINGO JAMES AGGRIY WAWIRU DAVID NGITHI		KENYA AFRICAN NATIONAL UNION NATIONAL RAINBOW COALITION FORD PEOPLE SOCIAL DEMOCRATIC PARTY OF KENYA CHAMA CHA UMA PARTY		3,986 2,244 36 168 17	22.30 % 12.53 % 0.20 % 0.94 % 0.10 %
<i>Total Votes Cast</i>	18,044	<i>Valid Votes</i>	6,451	<i>Registered Voters</i>	17,968
<i>Rejected Votes</i>	170			<i>Percent Voter Turnout</i>	100.42 %
CONSTITUENCY: CANDIDATE'S NAME	024 LAMU EAST	POLITICAL PARTY		VOTES SCORED	% VOTES SCORED
KILNYALIA UTHURU MUTGAI KIBAKI MWAI NYACHAI SIMION		KENYA AFRICAN NATIONAL UNION NATIONAL RAINBOW COALITION FORD PEOPLE		4,385 1,988 363	64.97 % 29.46 % 5.38 %

ORINGO JAMES AGGRIY		SOCIAL DEMOCRATIC PARTY OF KENYA		7	0.10 %
WAWIRU DAVID NGITHI		CHAMA CHA UMA PARTY		6	0.09 %
<i>Total Votes Cast</i>	6,903	<i>Valid Votes</i>	6,749	<i>Registered Voters</i>	11,066
<i>Rejected Votes</i>	154			<i>Percent Voter Turnout</i>	62.38 %
CONSTITUENCY:	025	LAMU WEST			
CANDIDATE'S NAME		POLITICAL PARTY		VOTES SCORED	% VOTES SCORED
KI NYAITA UHURU MUGAI		KENYA AMERICAN NATIONAL UNION		9,434	63.70 %
KIBAKI MWAI		NATIONAL RAINBOW COALITION		5,109	34.49 %
NYACHAI SIMION		FORD PEOPLE		182	1.25 %
ORINGO JAMES AGGRIY		SOCIAL DEMOCRATIC PARTY OF KENYA		57	0.25 %
WAWIRU DAVID NGITHI		CHAMA CHA UMA PARTY		49	0.33 %
<i>Total Votes Cast</i>	15,266	<i>Valid Votes</i>	14,811	<i>Registered Voters</i>	26,689
<i>Rejected Votes</i>	455			<i>Percent Voter Turnout</i>	57.20 %
CONSTITUENCY:	026	TAVETA			
CANDIDATE'S NAME		POLITICAL PARTY		VOTES SCORED	% VOTES SCORED
KI NYAITA UHURU MUGAI		KENYA AMERICAN NATIONAL UNION		5,806	46.71 %
KIBAKI MWAI		NATIONAL RAINBOW COALITION		6,469	51.98 %
NYACHAI SIMION		FORD PEOPLE		123	0.99 %
ORINGO JAMES AGGRIY		SOCIAL DEMOCRATIC PARTY OF KENYA		13	0.10 %
WAWIRU DAVID NGITHI		CHAMA CHA UMA PARTY		23	0.19 %
<i>Total Votes Cast</i>	12,567	<i>Valid Votes</i>	12,425	<i>Registered Voters</i>	19,786
<i>Rejected Votes</i>	138			<i>Percent Voter Turnout</i>	63.51 %
CONSTITUENCY:	027	WUNDANYI			
CANDIDATE'S NAME		POLITICAL PARTY		VOTES SCORED	% VOTES SCORED
KI NYAITA UHURU MUGAI		KENYA AMERICAN NATIONAL UNION		3,294	62.13 %
KIBAKI MWAI		NATIONAL RAINBOW COALITION		7,367	138.95 %
NYACHAI SIMION		FORD PEOPLE		335	6.32 %
ORINGO JAMES AGGRIY		SOCIAL DEMOCRATIC PARTY OF KENYA		27	0.51 %
WAWIRU DAVID NGITHI		CHAMA CHA UMA PARTY		50	0.94 %
<i>Total Votes Cast</i>	5,480	<i>Valid Votes</i>	11,073	<i>Registered Voters</i>	24,686
<i>Rejected Votes</i>	178			<i>Percent Voter Turnout</i>	22.20 %
CONSTITUENCY:	028	MWATATE			
CANDIDATE'S NAME		POLITICAL PARTY		VOTES SCORED	% VOTES SCORED
KI NYAITA UHURU MUGAI		KENYA AMERICAN NATIONAL UNION		5,768	44.85 %
KIBAKI MWAI		NATIONAL RAINBOW COALITION		6,754	52.52 %
NYACHAI SIMION		FORD PEOPLE		220	1.71 %
ORINGO JAMES AGGRIY		SOCIAL DEMOCRATIC PARTY OF KENYA		22	0.17 %
WAWIRU DAVID NGITHI		CHAMA CHA UMA PARTY		26	0.20 %
<i>Total Votes Cast</i>	13,416	<i>Valid Votes</i>	12,790	<i>Registered Voters</i>	26,883
<i>Rejected Votes</i>	556			<i>Percent Voter Turnout</i>	49.91 %
CONSTITUENCY:	029	VOI			
CANDIDATE'S NAME		POLITICAL PARTY		VOTES SCORED	% VOTES SCORED
KI NYAITA UHURU MUGAI		KENYA AMERICAN NATIONAL UNION		5,106	38.59 %
KIBAKI MWAI		NATIONAL RAINBOW COALITION		7,646	57.78 %
NYACHAI SIMION		FORD PEOPLE		162	1.22 %
ORINGO JAMES AGGRIY		SOCIAL DEMOCRATIC PARTY OF KENYA		95	0.72 %
WAWIRU DAVID NGITHI		CHAMA CHA UMA PARTY		23	0.17 %
<i>Total Votes Cast</i>	13,617	<i>Valid Votes</i>	13,052	<i>Registered Voters</i>	30,024
<i>Rejected Votes</i>	385			<i>Percent Voter Turnout</i>	45.35 %
CONSTITUENCY:	030	DUJIS			
CANDIDATE'S NAME		POLITICAL PARTY		VOTES SCORED	% VOTES SCORED
KI NYAITA UHURU MUGAI		KENYA AMERICAN NATIONAL UNION		8,593	64.66 %
KIBAKI MWAI		NATIONAL RAINBOW COALITION		4,109	30.85 %
NYACHAI SIMION		FORD PEOPLE		556	4.18 %
ORINGO JAMES AGGRIY		SOCIAL DEMOCRATIC PARTY OF KENYA		32	0.24 %
WAWIRU DAVID NGITHI		CHAMA CHA UMA PARTY		8	0.06 %
<i>Total Votes Cast</i>	13,353	<i>Valid Votes</i>	13,289	<i>Registered Voters</i>	29,643
<i>Rejected Votes</i>	64			<i>Percent Voter Turnout</i>	45.05 %
CONSTITUENCY:	031	LAGDERA			
CANDIDATE'S NAME		POLITICAL PARTY		VOTES SCORED	% VOTES SCORED
KI NYAITA UHURU MUGAI		KENYA AMERICAN NATIONAL UNION		8,615	80.73 %
KIBAKI MWAI		NATIONAL RAINBOW COALITION		385	3.61 %
NYACHAI SIMION		FORD PEOPLE		1,668	15.63 %
ORINGO JAMES AGGRIY		SOCIAL DEMOCRATIC PARTY OF KENYA		8	0.07 %
WAWIRU DAVID NGITHI		CHAMA CHA UMA PARTY		4	0.04 %
<i>Total Votes Cast</i>	10,710	<i>Valid Votes</i>	10,680	<i>Registered Voters</i>	18,533
<i>Rejected Votes</i>	38			<i>Percent Voter Turnout</i>	57.79 %
CONSTITUENCY:	032	FAFI			
CANDIDATE'S NAME		POLITICAL PARTY		VOTES SCORED	% VOTES SCORED
KI NYAITA UHURU MUGAI		KENYA AMERICAN NATIONAL UNION		4,362	64.43 %
KIBAKI MWAI		NATIONAL RAINBOW COALITION		1,568	23.16 %
NYACHAI SIMION		FORD PEOPLE		712	10.52 %

ORINGO JAMES AGGRIY WAWIRU DAVID NGETHI		SOCIAL DEMOCRATIC PARTY OF KENYA CHAMA CHA UMA PARTY	128 0	1.89 % 0.00 %
<i>Total Votes Cast</i>	6,811	<i>Valid Votes</i>	6,770	
<i>Rejected Votes</i>	41			
CONSTITUENCY	033	IJARA		
CANDIDATE'S NAME		POLITICAL PARTY	VOTES SCORED	% VOTES SCORED
KINYATIYA UHURU MUGAI		KENYA AFRICAN NATIONAL UNION	4,398	75.70 %
KIBAKI MWAI		NATIONAL RAINBOW COALITION	1,397	24.04 %
NYACHAI SIMON		FORD-PEOPLE	11	0.19 %
ORINGO JAMES AGGRIY		SOCIAL DEMOCRATIC PARTY OF KENYA	2	0.03 %
WAWIRU DAVID NGETHI		CHAMA CHA UMA PARTY	2	0.03 %
<i>Total Votes Cast</i>	5,828	<i>Valid Votes</i>	5,810	
<i>Rejected Votes</i>	18			
			<i>Registered Voters</i>	9,393
			<i>Percent Voter Turnout</i>	62.05 %
CONSTITUENCY	034	WAJIR NORTH		
CANDIDATE'S NAME		POLITICAL PARTY	VOTES SCORED	% VOTES SCORED
KINYATIYA UHURU MUGAI		KENYA AFRICAN NATIONAL UNION	3,355	57.16 %
KIBAKI MWAI		NATIONAL RAINBOW COALITION	2,505	42.68 %
NYACHAI SIMON		FORD-PEOPLE	9	0.15 %
ORINGO JAMES AGGRIY		SOCIAL DEMOCRATIC PARTY OF KENYA	0	0.00 %
WAWIRU DAVID NGETHI		CHAMA CHA UMA PARTY	0	0.00 %
<i>Total Votes Cast</i>	5,885	<i>Valid Votes</i>	5,869	
<i>Rejected Votes</i>	16			
			<i>Registered Voters</i>	8,862
			<i>Percent Voter Turnout</i>	66.41 %
CONSTITUENCY	035	WAJIR WEST		
CANDIDATE'S NAME		POLITICAL PARTY	VOTES SCORED	% VOTES SCORED
KINYATIYA UHURU MUGAI		KENYA AFRICAN NATIONAL UNION	6,064	45.11 %
KIBAKI MWAI		NATIONAL RAINBOW COALITION	7,324	54.49 %
NYACHAI SIMON		FORD-PEOPLE	27	0.20 %
ORINGO JAMES AGGRIY		SOCIAL DEMOCRATIC PARTY OF KENYA	23	0.17 %
WAWIRU DAVID NGETHI		CHAMA CHA UMA PARTY	4	0.03 %
<i>Total Votes Cast</i>	13,480	<i>Valid Votes</i>	13,442	
<i>Rejected Votes</i>	38			
			<i>Registered Voters</i>	24,194
			<i>Percent Voter Turnout</i>	55.72 %
CONSTITUENCY	036	WAJIR EAST		
CANDIDATE'S NAME		POLITICAL PARTY	VOTES SCORED	% VOTES SCORED
KINYATIYA UHURU MUGAI		KENYA AFRICAN NATIONAL UNION	8,997	71.67 %
KIBAKI MWAI		NATIONAL RAINBOW COALITION	3,416	27.21 %
NYACHAI SIMON		FORD-PEOPLE	130	1.04 %
ORINGO JAMES AGGRIY		SOCIAL DEMOCRATIC PARTY OF KENYA	3	0.02 %
WAWIRU DAVID NGETHI		CHAMA CHA UMA PARTY	8	0.06 %
<i>Total Votes Cast</i>	12,609	<i>Valid Votes</i>	12,554	
<i>Rejected Votes</i>	55			
			<i>Registered Voters</i>	22,093
			<i>Percent Voter Turnout</i>	57.07 %
CONSTITUENCY	037	WAJIR SOUTH		
CANDIDATE'S NAME		POLITICAL PARTY	VOTES SCORED	% VOTES SCORED
KINYATIYA UHURU MUGAI		KENYA AFRICAN NATIONAL UNION	10,792	79.14 %
KIBAKI MWAI		NATIONAL RAINBOW COALITION	432	3.17 %
NYACHAI SIMON		FORD-PEOPLE	2,418	17.73 %
ORINGO JAMES AGGRIY		SOCIAL DEMOCRATIC PARTY OF KENYA	5	0.04 %
WAWIRU DAVID NGETHI		CHAMA CHA UMA PARTY	7	0.05 %
<i>Total Votes Cast</i>	13,681	<i>Valid Votes</i>	13,634	
<i>Rejected Votes</i>	44			
			<i>Registered Voters</i>	22,434
			<i>Percent Voter Turnout</i>	60.98 %
CONSTITUENCY	038	MANDERA WEST		
CANDIDATE'S NAME		POLITICAL PARTY	VOTES SCORED	% VOTES SCORED
KINYATIYA UHURU MUGAI		KENYA AFRICAN NATIONAL UNION	7,534	64.32 %
KIBAKI MWAI		NATIONAL RAINBOW COALITION	4,151	35.44 %
NYACHAI SIMON		FORD-PEOPLE	8	0.07 %
ORINGO JAMES AGGRIY		SOCIAL DEMOCRATIC PARTY OF KENYA	10	0.09 %
WAWIRU DAVID NGETHI		CHAMA CHA UMA PARTY	11	0.09 %
<i>Total Votes Cast</i>	11,761	<i>Valid Votes</i>	11,714	
<i>Rejected Votes</i>	47			
			<i>Registered Voters</i>	18,716
			<i>Percent Voter Turnout</i>	62.84 %
CONSTITUENCY	039	MANDERA CENTRAL		
CANDIDATE'S NAME		POLITICAL PARTY	VOTES SCORED	% VOTES SCORED
KINYATIYA UHURU MUGAI		KENYA AFRICAN NATIONAL UNION	7,048	54.51 %
KIBAKI MWAI		NATIONAL RAINBOW COALITION	5,797	44.84 %
NYACHAI SIMON		FORD-PEOPLE	34	0.26 %
ORINGO JAMES AGGRIY		SOCIAL DEMOCRATIC PARTY OF KENYA	28	0.22 %
WAWIRU DAVID NGETHI		CHAMA CHA UMA PARTY	22	0.17 %
<i>Total Votes Cast</i>	13,087	<i>Valid Votes</i>	12,929	
<i>Rejected Votes</i>	158			
			<i>Registered Voters</i>	20,763
			<i>Percent Voter Turnout</i>	63.03 %
CONSTITUENCY	040	MANDERA EAST		
CANDIDATE'S NAME		POLITICAL PARTY	VOTES SCORED	% VOTES SCORED
KINYATIYA UHURU MUGAI		KENYA AFRICAN NATIONAL UNION	14,446	78.55 %
KIBAKI MWAI		NATIONAL RAINBOW COALITION	3,827	20.81 %
NYACHAI SIMON		FORD-PEOPLE	110	0.60 %

ORINGO JAMES AGGRIY WAWERU DAVID NGELIHE		SOCIAL DEMOCRATIC PARTY OF KENYA CHAMA CHA UMA PARTY	9 9	0.05 % 0.05 %
<i>Total Votes Cast</i>	18,654	<i>Valid Votes</i>	18,401	
<i>Rejected Votes</i>	263			<i>Registered Voters</i> 28,844 <i>Percent Voter Turnout</i> 64.67 %
CONSTITUENCY- CANDIDATE'S NAME	041	MOYALE		
		POLITICAL PARTY		VOTES SCORED
				% VOTES SCORED
KENYAFLA UHURU MUGAI KIBAKI MWAI NYACHAI SIMLON ORINGO JAMES AGGRIY WAWERU DAVID NGELIHE		KENYA AFRICAN NATIONAL UNION NATIONAL RAINBOW COALITION FORD-PEOPLE SOCIAL DEMOCRATIC PARTY OF KENYA CHAMA CHA UMA PARTY	11,938 3,994 310 3 7	75.46 % 24.58 % 1.91 % 0.02 % 0.04 %
<i>Total Votes Cast</i>	16,430	<i>Valid Votes</i>	16,252	
<i>Rejected Votes</i>	178			<i>Registered Voters</i> 24,954 <i>Percent Voter Turnout</i> 65.84 %
CONSTITUENCY- CANDIDATE'S NAME	042	NORTH HERR		
		POLITICAL PARTY		VOTES SCORED
				% VOTES SCORED
KENYAFLA UHURU MUGAI KIBAKI MWAI NYACHAI SIMLON ORINGO JAMES AGGRIY WAWERU DAVID NGELIHE		KENYA AFRICAN NATIONAL UNION NATIONAL RAINBOW COALITION FORD-PEOPLE SOCIAL DEMOCRATIC PARTY OF KENYA CHAMA CHA UMA PARTY	6,343 3,218 5 2 6	66.25 % 33.61 % 0.05 % 0.02 % 0.06 %
<i>Total Votes Cast</i>	9,596	<i>Valid Votes</i>	9,574	
<i>Rejected Votes</i>	22			<i>Registered Voters</i> 16,265 <i>Percent Voter Turnout</i> 59.00 %
CONSTITUENCY- CANDIDATE'S NAME	043	SAKU		
		POLITICAL PARTY		VOTES SCORED
				% VOTES SCORED
KENYAFLA UHURU MUGAI KIBAKI MWAI NYACHAI SIMLON ORINGO JAMES AGGRIY WAWERU DAVID NGELIHE		KENYA AFRICAN NATIONAL UNION NATIONAL RAINBOW COALITION FORD-PEOPLE SOCIAL DEMOCRATIC PARTY OF KENYA CHAMA CHA UMA PARTY	5,857 4,497 20 29 5	56.45 % 43.34 % 0.19 % 0.28 % 0.05 %
<i>Total Votes Cast</i>	10,408	<i>Valid Votes</i>	10,408	
<i>Rejected Votes</i>	32			<i>Registered Voters</i> 14,211 <i>Percent Voter Turnout</i> 73.24 %
CONSTITUENCY- CANDIDATE'S NAME	044	LAISAMIS		
		POLITICAL PARTY		VOTES SCORED
				% VOTES SCORED
KENYAFLA UHURU MUGAI KIBAKI MWAI NYACHAI SIMLON ORINGO JAMES AGGRIY WAWERU DAVID NGELIHE		KENYA AFRICAN NATIONAL UNION NATIONAL RAINBOW COALITION FORD-PEOPLE SOCIAL DEMOCRATIC PARTY OF KENYA CHAMA CHA UMA PARTY	6,839 1,164 2 2 1	84.59 % 14.40 % 0.02 % 0.02 % 0.01 %
<i>Total Votes Cast</i>	8,131	<i>Valid Votes</i>	8,008	
<i>Rejected Votes</i>	46			<i>Registered Voters</i> 14,087 <i>Percent Voter Turnout</i> 57.72 %
CONSTITUENCY- CANDIDATE'S NAME	045	ISIOLO NORTH		
		POLITICAL PARTY		VOTES SCORED
				% VOTES SCORED
KENYAFLA UHURU MUGAI KIBAKI MWAI NYACHAI SIMLON ORINGO JAMES AGGRIY WAWERU DAVID NGELIHE		KENYA AFRICAN NATIONAL UNION NATIONAL RAINBOW COALITION FORD-PEOPLE SOCIAL DEMOCRATIC PARTY OF KENYA CHAMA CHA UMA PARTY	9,243 5,299 66 16 9	63.17 % 36.21 % 0.45 % 0.11 % 0.06 %
<i>Total Votes Cast</i>	14,785	<i>Valid Votes</i>	14,633	
<i>Rejected Votes</i>	152			<i>Registered Voters</i> 27,780 <i>Percent Voter Turnout</i> 53.22 %
CONSTITUENCY- CANDIDATE'S NAME	046	ISIOLO SOUTH		
		POLITICAL PARTY		VOTES SCORED
				% VOTES SCORED
KENYAFLA UHURU MUGAI KIBAKI MWAI NYACHAI SIMLON ORINGO JAMES AGGRIY WAWERU DAVID NGELIHE		KENYA AFRICAN NATIONAL UNION NATIONAL RAINBOW COALITION FORD-PEOPLE SOCIAL DEMOCRATIC PARTY OF KENYA CHAMA CHA UMA PARTY	5,565 1,518 12 19 5	78.17 % 21.32 % 0.17 % 0.27 % 0.07 %
<i>Total Votes Cast</i>	7,133	<i>Valid Votes</i>	7,119	
<i>Rejected Votes</i>	14			<i>Registered Voters</i> 9,815 <i>Percent Voter Turnout</i> 72.67 %
CONSTITUENCY- CANDIDATE'S NAME	047	IGEMBE		
		POLITICAL PARTY		VOTES SCORED
				% VOTES SCORED
KENYAFLA UHURU MUGAI KIBAKI MWAI NYACHAI SIMLON ORINGO JAMES AGGRIY WAWERU DAVID NGELIHE		KENYA AFRICAN NATIONAL UNION NATIONAL RAINBOW COALITION FORD-PEOPLE SOCIAL DEMOCRATIC PARTY OF KENYA CHAMA CHA UMA PARTY	17,155 18,062 232 76 52	48.22 % 50.77 % 0.65 % 0.21 % 0.15 %
<i>Total Votes Cast</i>	36,548	<i>Valid Votes</i>	35,577	
<i>Rejected Votes</i>	971			<i>Registered Voters</i> 59,821 <i>Percent Voter Turnout</i> 61.10 %
CONSTITUENCY- CANDIDATE'S NAME	048	NTONYIRI		
		POLITICAL PARTY		VOTES SCORED
				% VOTES SCORED
KENYAFLA UHURU MUGAI KIBAKI MWAI NYACHAI SIMLON		KENYA AFRICAN NATIONAL UNION NATIONAL RAINBOW COALITION FORD-PEOPLE	16,851 11,764 133	63.17 % 44.10 % 0.50 %

ORINGO JAMES AGGRIY		SOCIAL DEMOCRATIC PARTY OF KENYA		123	0.46 %
WAWIRU DAVID NGETHI		CHAMACHAUMA PARTY		31	0.12 %
<i>Total Votes Cast</i>	27,358	<i>Valid Votes</i>	28,902	<i>Registered Voters</i>	44,813
<i>Rejected Votes</i>	684			<i>Percent Voter Turnout</i>	61.05 %

CONSTITUENCY:	049	TIGANIA WEST			
CANDIDATE'S NAME		POLITICAL PARTY		VOTES SCORED	% VOTES SCORED
KINYATLA UHURU MUGAI		KENYA AFRICAN NATIONAL UNION		4,758	18.59 %
KIBAKI MWAI		NATIONAL RAINBOW COALITION		20,609	80.53 %
NYACHAI SIMION		FORD PEOPLE		105	0.41 %
ORINGO JAMES AGGRIY		SOCIAL DEMOCRATIC PARTY OF KENYA		41	0.16 %
WAWIRU DAVID NGETHI		CHAMACHAUMA PARTY		26	0.10 %
<i>Total Votes Cast</i>	26,885	<i>Valid Votes</i>	25,539	<i>Registered Voters</i>	39,286
<i>Rejected Votes</i>	412			<i>Percent Voter Turnout</i>	66.19 %

CONSTITUENCY:	050	TIGANIA EAST			
CANDIDATE'S NAME		POLITICAL PARTY		VOTES SCORED	% VOTES SCORED
KINYATLA UHURU MUGAI		KENYA AFRICAN NATIONAL UNION		4,782	18.17 %
KIBAKI MWAI		NATIONAL RAINBOW COALITION		21,270	80.80 %
NYACHAI SIMION		FORD PEOPLE		130	0.49 %
ORINGO JAMES AGGRIY		SOCIAL DEMOCRATIC PARTY OF KENYA		100	0.38 %
WAWIRU DAVID NGETHI		CHAMACHAUMA PARTY		40	0.15 %
<i>Total Votes Cast</i>	26,869	<i>Valid Votes</i>	26,322	<i>Registered Voters</i>	41,260
<i>Rejected Votes</i>	536			<i>Percent Voter Turnout</i>	65.10 %

CONSTITUENCY:	051	NORTH IMENTI			
CANDIDATE'S NAME		POLITICAL PARTY		VOTES SCORED	% VOTES SCORED
KINYATLA UHURU MUGAI		KENYA AFRICAN NATIONAL UNION		12,910	23.94 %
KIBAKI MWAI		NATIONAL RAINBOW COALITION		40,161	74.49 %
NYACHAI SIMION		FORD PEOPLE		419	0.78 %
ORINGO JAMES AGGRIY		SOCIAL DEMOCRATIC PARTY OF KENYA		245	0.45 %
WAWIRU DAVID NGETHI		CHAMACHAUMA PARTY		183	0.34 %
<i>Total Votes Cast</i>	55,163	<i>Valid Votes</i>	53,918	<i>Registered Voters</i>	90,822
<i>Rejected Votes</i>	1,245			<i>Percent Voter Turnout</i>	60.74 %

CONSTITUENCY:	052	CENTRAL IMENTI			
CANDIDATE'S NAME		POLITICAL PARTY		VOTES SCORED	% VOTES SCORED
KINYATLA UHURU MUGAI		KENYA AFRICAN NATIONAL UNION		9,235	22.45 %
KIBAKI MWAI		NATIONAL RAINBOW COALITION		31,212	75.88 %
NYACHAI SIMION		FORD PEOPLE		249	0.61 %
ORINGO JAMES AGGRIY		SOCIAL DEMOCRATIC PARTY OF KENYA		341	0.83 %
WAWIRU DAVID NGETHI		CHAMACHAUMA PARTY		96	0.23 %
<i>Total Votes Cast</i>	41,707	<i>Valid Votes</i>	41,133	<i>Registered Voters</i>	60,904
<i>Rejected Votes</i>	574			<i>Percent Voter Turnout</i>	68.48 %

CONSTITUENCY:	053	SOUTH IMENTI			
CANDIDATE'S NAME		POLITICAL PARTY		VOTES SCORED	% VOTES SCORED
KINYATLA UHURU MUGAI		KENYA AFRICAN NATIONAL UNION		8,693	17.60 %
KIBAKI MWAI		NATIONAL RAINBOW COALITION		40,069	81.13 %
NYACHAI SIMION		FORD PEOPLE		139	0.28 %
ORINGO JAMES AGGRIY		SOCIAL DEMOCRATIC PARTY OF KENYA		278	0.56 %
WAWIRU DAVID NGETHI		CHAMACHAUMA PARTY		191	0.39 %
<i>Total Votes Cast</i>	50,283	<i>Valid Votes</i>	49,370	<i>Registered Voters</i>	72,701
<i>Rejected Votes</i>	893			<i>Percent Voter Turnout</i>	69.16 %

CONSTITUENCY:	054	NITHI			
CANDIDATE'S NAME		POLITICAL PARTY		VOTES SCORED	% VOTES SCORED
KINYATLA UHURU MUGAI		KENYA AFRICAN NATIONAL UNION		18,479	29.26 %
KIBAKI MWAI		NATIONAL RAINBOW COALITION		43,918	69.53 %
NYACHAI SIMION		FORD PEOPLE		445	0.70 %
ORINGO JAMES AGGRIY		SOCIAL DEMOCRATIC PARTY OF KENYA		92	0.15 %
WAWIRU DAVID NGETHI		CHAMACHAUMA PARTY		236	0.37 %
<i>Total Votes Cast</i>	64,331	<i>Valid Votes</i>	63,170	<i>Registered Voters</i>	91,846
<i>Rejected Votes</i>	1,188			<i>Percent Voter Turnout</i>	70.06 %

CONSTITUENCY:	055	THARAKA			
CANDIDATE'S NAME		POLITICAL PARTY		VOTES SCORED	% VOTES SCORED
KINYATLA UHURU MUGAI		KENYA AFRICAN NATIONAL UNION		7,558	32.84 %
KIBAKI MWAI		NATIONAL RAINBOW COALITION		15,270	66.34 %
NYACHAI SIMION		FORD PEOPLE		82	0.36 %
ORINGO JAMES AGGRIY		SOCIAL DEMOCRATIC PARTY OF KENYA		58	0.25 %
WAWIRU DAVID NGETHI		CHAMACHAUMA PARTY		39	0.17 %
<i>Total Votes Cast</i>	23,404	<i>Valid Votes</i>	23,007	<i>Registered Voters</i>	33,737
<i>Rejected Votes</i>	387			<i>Percent Voter Turnout</i>	69.33 %

CONSTITUENCY:	056	MANYATTA			
CANDIDATE'S NAME		POLITICAL PARTY		VOTES SCORED	% VOTES SCORED
KINYATLA UHURU MUGAI		KENYA AFRICAN NATIONAL UNION		7,101	18.94 %
KIBAKI MWAI		NATIONAL RAINBOW COALITION		30,007	80.04 %
NYACHAI SIMION		FORD PEOPLE		146	0.39 %

ORINGO JAMES AGGREY WAWERU DAVID NGITHI <i>Total Votes Cast</i> <i>Rejected Votes</i>	38,339 847	SOCIAL DEMOCRATIC PARTY OF KENYA CHAMA CHA UMA PARTY <i>Valid Votes</i>	37,492	120 118 <i>Registered Voters</i> <i>Percent Voter Turnout</i>	0.32 % 0.31 % 60,243 63.64 %
CONSTITUENCY: CANDIDATE'S NAME	057 RUNYENJES	POLITICAL PARTY		VOTES SCORED	% VOTES SCORED
KENYA AFRICA UHURU MUGAI KIBAKI MWAI NYACHIAI SIMION ORINGO JAMES AGGREY WAWERU DAVID NGITHI <i>Total Votes Cast</i> <i>Rejected Votes</i>	36,994 582	KENYA AFRICAN NATIONAL UNION NATIONAL RAINBOW COALITION FORD-PEOPLE SOCIAL DEMOCRATIC PARTY OF KENYA CHAMA CHA UMA PARTY <i>Valid Votes</i>	37,055	7,186 29,497 187 86 79 <i>Registered Voters</i> <i>Percent Voter Turnout</i>	19.74 % 81.01 % 0.51 % 0.24 % 0.22 % 57,100 64.79 %
CONSTITUENCY: CANDIDATE'S NAME	058 GACHOKA	POLITICAL PARTY		VOTES SCORED	% VOTES SCORED
KENYA AFRICA UHURU MUGAI KIBAKI MWAI NYACHIAI SIMION ORINGO JAMES AGGREY WAWERU DAVID NGITHI <i>Total Votes Cast</i> <i>Rejected Votes</i>	26,183 477	KENYA AFRICAN NATIONAL UNION NATIONAL RAINBOW COALITION FORD-PEOPLE SOCIAL DEMOCRATIC PARTY OF KENYA CHAMA CHA UMA PARTY <i>Valid Votes</i>	25,708	9,826 13,633 123 81 45 <i>Registered Voters</i> <i>Percent Voter Turnout</i>	38.22 % 60.81 % 0.48 % 0.32 % 0.18 % 40,796 64.18 %
CONSTITUENCY: CANDIDATE'S NAME	059 SIKAGO	POLITICAL PARTY		VOTES SCORED	% VOTES SCORED
KENYA AFRICA UHURU MUGAI KIBAKI MWAI NYACHIAI SIMION ORINGO JAMES AGGREY WAWERU DAVID NGITHI <i>Total Votes Cast</i> <i>Rejected Votes</i>	20,523 1,509	KENYA AFRICAN NATIONAL UNION NATIONAL RAINBOW COALITION FORD-PEOPLE SOCIAL DEMOCRATIC PARTY OF KENYA CHAMA CHA UMA PARTY <i>Valid Votes</i>	19,014	8,051 10,747 117 39 60 <i>Registered Voters</i> <i>Percent Voter Turnout</i>	42.34 % 56.32 % 0.62 % 0.21 % 0.32 % 28,540 71.91 %
CONSTITUENCY: CANDIDATE'S NAME	060 MWINGI NORTH	POLITICAL PARTY		VOTES SCORED	% VOTES SCORED
KENYA AFRICA UHURU MUGAI KIBAKI MWAI NYACHIAI SIMION ORINGO JAMES AGGREY WAWERU DAVID NGITHI <i>Total Votes Cast</i> <i>Rejected Votes</i>	32,165 335	KENYA AFRICAN NATIONAL UNION NATIONAL RAINBOW COALITION FORD-PEOPLE SOCIAL DEMOCRATIC PARTY OF KENYA CHAMA CHA UMA PARTY <i>Valid Votes</i>	31,823	1,707 29,671 401 26 18 <i>Registered Voters</i> <i>Percent Voter Turnout</i>	5.36 % 93.22 % 1.26 % 0.08 % 0.06 % 52,643 61.10 %
CONSTITUENCY: CANDIDATE'S NAME	061 MWINGI SOUTH	POLITICAL PARTY		VOTES SCORED	% VOTES SCORED
KENYA AFRICA UHURU MUGAI KIBAKI MWAI NYACHIAI SIMION ORINGO JAMES AGGREY WAWERU DAVID NGITHI <i>Total Votes Cast</i> <i>Rejected Votes</i>	33,065 491	KENYA AFRICAN NATIONAL UNION NATIONAL RAINBOW COALITION FORD-PEOPLE SOCIAL DEMOCRATIC PARTY OF KENYA CHAMA CHA UMA PARTY <i>Valid Votes</i>	32,574	2,796 29,547 158 42 31 <i>Registered Voters</i> <i>Percent Voter Turnout</i>	8.58 % 90.71 % 0.49 % 0.13 % 0.10 % 50,520 65.45 %
CONSTITUENCY: CANDIDATE'S NAME	062 KITUI WEST	POLITICAL PARTY		VOTES SCORED	% VOTES SCORED
KENYA AFRICA UHURU MUGAI KIBAKI MWAI NYACHIAI SIMION ORINGO JAMES AGGREY WAWERU DAVID NGITHI <i>Total Votes Cast</i> <i>Rejected Votes</i>	32,692 696	KENYA AFRICAN NATIONAL UNION NATIONAL RAINBOW COALITION FORD-PEOPLE SOCIAL DEMOCRATIC PARTY OF KENYA CHAMA CHA UMA PARTY <i>Valid Votes</i>	31,996	4,875 26,812 197 74 38 <i>Registered Voters</i> <i>Percent Voter Turnout</i>	15.24 % 83.80 % 0.62 % 0.23 % 0.12 % 53,851 60.71 %
CONSTITUENCY: CANDIDATE'S NAME	063 KITUI CENTRAL	POLITICAL PARTY		VOTES SCORED	% VOTES SCORED
KENYA AFRICA UHURU MUGAI KIBAKI MWAI NYACHIAI SIMION ORINGO JAMES AGGREY WAWERU DAVID NGITHI <i>Total Votes Cast</i> <i>Rejected Votes</i>	34,147 521	KENYA AFRICAN NATIONAL UNION NATIONAL RAINBOW COALITION FORD-PEOPLE SOCIAL DEMOCRATIC PARTY OF KENYA CHAMA CHA UMA PARTY <i>Valid Votes</i>	34,171	7,947 23,860 225 102 37 <i>Registered Voters</i> <i>Percent Voter Turnout</i>	23.63 % 76.90 % 0.67 % 0.30 % 0.11 % 58,362 58.51 %
CONSTITUENCY: CANDIDATE'S NAME	064 MUITO	POLITICAL PARTY		VOTES SCORED	% VOTES SCORED
KENYA AFRICA UHURU MUGAI KIBAKI MWAI NYACHIAI SIMION		KENYA AFRICAN NATIONAL UNION NATIONAL RAINBOW COALITION FORD-PEOPLE		3,947 15,222 273	20.20 % 77.92 % 1.40 %

ORINGO JAMES AGGRIY		SOCIAL DEMOCRATIC PARTY OF KENYA		72	0.37 %
WAWIRU DAVID NGITHI		CHAMA CHA UMA PARTY		21	0.11 %
<i>Total Votes Cast</i>	20,015	<i>Valid Votes</i>	19,535	<i>Registered Voters</i>	34,697
<i>Rejected Votes</i>	480			<i>Percent Voter Turnout</i>	57.69 %
CONSTITUENCY	065	KITUI SOUTH		VOTES SCORED	% VOTES SCORED
CANDIDATE'S NAME		POLITICAL PARTY			
KENYA ATIA UHURU MUGAI		KENYA AMERICAN NATIONAL UNION		4,312	22.58 %
KIBAKI MWAI		NATIONAL RAINBOW COALITION		14,390	75.34 %
NYACHAI SIMION		FORD PEOPLES		283	1.48 %
ORINGO JAMES AGGRIY		SOCIAL DEMOCRATIC PARTY OF KENYA		53	0.28 %
WAWIRU DAVID NGITHI		CHAMA CHA UMA PARTY		61	0.32 %
<i>Total Votes Cast</i>	19,605	<i>Valid Votes</i>	19,099	<i>Registered Voters</i>	39,240
<i>Rejected Votes</i>	506			<i>Percent Voter Turnout</i>	49.96 %
CONSTITUENCY	066	MASINGA		VOTES SCORED	% VOTES SCORED
CANDIDATE'S NAME		POLITICAL PARTY			
KENYA ATIA UHURU MUGAI		KENYA AMERICAN NATIONAL UNION		3,590	16.22 %
KIBAKI MWAI		NATIONAL RAINBOW COALITION		18,248	82.47 %
NYACHAI SIMION		FORD PEOPLES		148	0.67 %
ORINGO JAMES AGGRIY		SOCIAL DEMOCRATIC PARTY OF KENYA		115	0.52 %
WAWIRU DAVID NGITHI		CHAMA CHA UMA PARTY		26	0.12 %
<i>Total Votes Cast</i>	22,430	<i>Valid Votes</i>	22,127	<i>Registered Voters</i>	38,240
<i>Rejected Votes</i>	303			<i>Percent Voter Turnout</i>	58.66 %
CONSTITUENCY	067	NATTA		VOTES SCORED	% VOTES SCORED
CANDIDATE'S NAME		POLITICAL PARTY			
KENYA ATIA UHURU MUGAI		KENYA AMERICAN NATIONAL UNION		2,848	11.73 %
KIBAKI MWAI		NATIONAL RAINBOW COALITION		20,946	86.24 %
NYACHAI SIMION		FORD PEOPLES		183	0.75 %
ORINGO JAMES AGGRIY		SOCIAL DEMOCRATIC PARTY OF KENYA		261	1.07 %
WAWIRU DAVID NGITHI		CHAMA CHA UMA PARTY		50	0.21 %
<i>Total Votes Cast</i>	24,837	<i>Valid Votes</i>	24,288	<i>Registered Voters</i>	44,744
<i>Rejected Votes</i>	549			<i>Percent Voter Turnout</i>	55.51 %
CONSTITUENCY	068	KANGUNDO		VOTES SCORED	% VOTES SCORED
CANDIDATE'S NAME		POLITICAL PARTY			
KENYA ATIA UHURU MUGAI		KENYA AMERICAN NATIONAL UNION		5,937	13.82 %
KIBAKI MWAI		NATIONAL RAINBOW COALITION		36,430	84.77 %
NYACHAI SIMION		FORD PEOPLES		319	0.74 %
ORINGO JAMES AGGRIY		SOCIAL DEMOCRATIC PARTY OF KENYA		166	0.39 %
WAWIRU DAVID NGITHI		CHAMA CHA UMA PARTY		122	0.28 %
<i>Total Votes Cast</i>	43,849	<i>Valid Votes</i>	42,974	<i>Registered Voters</i>	73,303
<i>Rejected Votes</i>	875			<i>Percent Voter Turnout</i>	59.82 %
CONSTITUENCY	069	KATHIANI		VOTES SCORED	% VOTES SCORED
CANDIDATE'S NAME		POLITICAL PARTY			
KENYA ATIA UHURU MUGAI		KENYA AMERICAN NATIONAL UNION		10,409	28.65 %
KIBAKI MWAI		NATIONAL RAINBOW COALITION		25,278	69.58 %
NYACHAI SIMION		FORD PEOPLES		442	1.22 %
ORINGO JAMES AGGRIY		SOCIAL DEMOCRATIC PARTY OF KENYA		138	0.38 %
WAWIRU DAVID NGITHI		CHAMA CHA UMA PARTY		60	0.17 %
<i>Total Votes Cast</i>	37,818	<i>Valid Votes</i>	36,327	<i>Registered Voters</i>	68,084
<i>Rejected Votes</i>	1,491			<i>Percent Voter Turnout</i>	55.61 %
CONSTITUENCY	070	MACHAKOS TOWN		VOTES SCORED	% VOTES SCORED
CANDIDATE'S NAME		POLITICAL PARTY			
KENYA ATIA UHURU MUGAI		KENYA AMERICAN NATIONAL UNION		6,125	15.98 %
KIBAKI MWAI		NATIONAL RAINBOW COALITION		31,755	82.82 %
NYACHAI SIMION		FORD PEOPLES		250	0.65 %
ORINGO JAMES AGGRIY		SOCIAL DEMOCRATIC PARTY OF KENYA		134	0.35 %
WAWIRU DAVID NGITHI		CHAMA CHA UMA PARTY		77	0.20 %
<i>Total Votes Cast</i>	40,347	<i>Valid Votes</i>	38,341	<i>Registered Voters</i>	74,652
<i>Rejected Votes</i>	2,006			<i>Percent Voter Turnout</i>	54.05 %
CONSTITUENCY	071	MWALA		VOTES SCORED	% VOTES SCORED
CANDIDATE'S NAME		POLITICAL PARTY			
KENYA ATIA UHURU MUGAI		KENYA AMERICAN NATIONAL UNION		6,200	20.51 %
KIBAKI MWAI		NATIONAL RAINBOW COALITION		27,039	89.44 %
NYACHAI SIMION		FORD PEOPLES		393	1.96 %
ORINGO JAMES AGGRIY		SOCIAL DEMOCRATIC PARTY OF KENYA		80	0.26 %
WAWIRU DAVID NGITHI		CHAMA CHA UMA PARTY		92	0.30 %
<i>Total Votes Cast</i>	31,022	<i>Valid Votes</i>	34,004	<i>Registered Voters</i>	57,994
<i>Rejected Votes</i>	789			<i>Percent Voter Turnout</i>	55.49 %
CONSTITUENCY	072	MBOONI		VOTES SCORED	% VOTES SCORED
CANDIDATE'S NAME		POLITICAL PARTY			
KENYA ATIA UHURU MUGAI		KENYA AMERICAN NATIONAL UNION		8,440	26.70 %
KIBAKI MWAI		NATIONAL RAINBOW COALITION		22,328	71.27 %
NYACHAI SIMION		FORD PEOPLES		428	1.35 %

ORINGO JAMES AGGRIEY WAWERU DAVID NGETHI <i>Total Votes Cast</i> <i>Rejected Votes</i>	52,128 517	SOCIAL DEMOCRATIC PARTY OF KENYA CHAMACHAUMA PARTY <i>Total Votes</i>	146 69 51,611	<i>Registered Voters</i> <i>Percent Votes Turnout</i>	946,000 0.22 % 57,629 55.76 %
CONSTITUENCY CANDIDATE'S NAME	073 KILOME	POLITICAL PARTY	VOTES SCORED		% VOTES SCORED
KENYA ALIYU HURU MUGAI KIBAKI MWAI NYACHAI SIMON ORINGO JAMES AGGRIEY WAWERU DAVID NGETHI <i>Total Votes Cast</i> <i>Rejected Votes</i>	19,515 270	KENYA AMERICAN NATIONAL UNION NATIONAL RAINBOW COALITION LORD PEOPLES SOCIAL DEMOCRATIC PARTY OF KENYA CHAMACHAUMA PARTY <i>Total Votes</i>	2,352 16,700 116 50 25 19,213	<i>Registered Voters</i> <i>Percent Votes Turnout</i>	51,528 61.89 %
CONSTITUENCY CANDIDATE'S NAME	074 KAITI	POLITICAL PARTY	VOTES SCORED		% VOTES SCORED
KENYA ALIYU HURU MUGAI KIBAKI MWAI NYACHAI SIMON ORINGO JAMES AGGRIEY WAWERU DAVID NGETHI <i>Total Votes Cast</i> <i>Rejected Votes</i>	21,938 419	KENYA AMERICAN NATIONAL UNION NATIONAL RAINBOW COALITION LORD PEOPLES SOCIAL DEMOCRATIC PARTY OF KENYA CHAMACHAUMA PARTY <i>Total Votes</i>	7,727 15,457 144 54 37 21,419	<i>Registered Voters</i> <i>Percent Votes Turnout</i>	39,756 55.21 %
CONSTITUENCY CANDIDATE'S NAME	075 MAKUENI	POLITICAL PARTY	VOTES SCORED		% VOTES SCORED
KENYA ALIYU HURU MUGAI KIBAKI MWAI NYACHAI SIMON ORINGO JAMES AGGRIEY WAWERU DAVID NGETHI <i>Total Votes Cast</i> <i>Rejected Votes</i>	40,170 712	KENYA AMERICAN NATIONAL UNION NATIONAL RAINBOW COALITION LORD PEOPLES SOCIAL DEMOCRATIC PARTY OF KENYA CHAMACHAUMA PARTY <i>Total Votes</i>	7,265 31,623 387 87 96 39,458	<i>Registered Voters</i> <i>Percent Votes Turnout</i>	69,586 57.73 %
CONSTITUENCY CANDIDATE'S NAME	076 KIBWEZI	POLITICAL PARTY	VOTES SCORED		% VOTES SCORED
KENYA ALIYU HURU MUGAI KIBAKI MWAI NYACHAI SIMON ORINGO JAMES AGGRIEY WAWERU DAVID NGETHI <i>Total Votes Cast</i> <i>Rejected Votes</i>	31,299 774	KENYA AMERICAN NATIONAL UNION NATIONAL RAINBOW COALITION LORD PEOPLES SOCIAL DEMOCRATIC PARTY OF KENYA CHAMACHAUMA PARTY <i>Total Votes</i>	5,607 24,249 380 165 124 30,525	<i>Registered Voters</i> <i>Percent Votes Turnout</i>	60,488 51.74 %
CONSTITUENCY CANDIDATE'S NAME	077 KINANGOP	POLITICAL PARTY	VOTES SCORED		% VOTES SCORED
KENYA ALIYU HURU MUGAI KIBAKI MWAI NYACHAI SIMON ORINGO JAMES AGGRIEY WAWERU DAVID NGETHI <i>Total Votes Cast</i> <i>Rejected Votes</i>	31,994 636	KENYA AMERICAN NATIONAL UNION NATIONAL RAINBOW COALITION LORD PEOPLES SOCIAL DEMOCRATIC PARTY OF KENYA CHAMACHAUMA PARTY <i>Total Votes</i>	15,389 18,750 96 54 69 34,358	<i>Registered Voters</i> <i>Percent Votes Turnout</i>	52,841 65.23 %
CONSTITUENCY CANDIDATE'S NAME	078 KIPIPIRI	POLITICAL PARTY	VOTES SCORED		% VOTES SCORED
KENYA ALIYU HURU MUGAI KIBAKI MWAI NYACHAI SIMON ORINGO JAMES AGGRIEY WAWERU DAVID NGETHI <i>Total Votes Cast</i> <i>Rejected Votes</i>	21,072 337	KENYA AMERICAN NATIONAL UNION NATIONAL RAINBOW COALITION LORD PEOPLES SOCIAL DEMOCRATIC PARTY OF KENYA CHAMACHAUMA PARTY <i>Total Votes</i>	8,603 11,855 128 167 47 20,700	<i>Registered Voters</i> <i>Percent Votes Turnout</i>	30,532 69.02 %
CONSTITUENCY CANDIDATE'S NAME	079 OLKALOU	POLITICAL PARTY	VOTES SCORED		% VOTES SCORED
KENYA ALIYU HURU MUGAI KIBAKI MWAI NYACHAI SIMON ORINGO JAMES AGGRIEY WAWERU DAVID NGETHI <i>Total Votes Cast</i> <i>Rejected Votes</i>	33,065 76	KENYA AMERICAN NATIONAL UNION NATIONAL RAINBOW COALITION LORD PEOPLES SOCIAL DEMOCRATIC PARTY OF KENYA CHAMACHAUMA PARTY <i>Total Votes</i>	6,757 28,776 172 40 105 28,070	<i>Registered Voters</i> <i>Percent Votes Turnout</i>	58,196 65.41 %
CONSTITUENCY CANDIDATE'S NAME	080 NDARAGWA	POLITICAL PARTY	VOTES SCORED		% VOTES SCORED
KENYA ALIYU HURU MUGAI KIBAKI MWAI NYACHAI SIMON		KENYA AMERICAN NATIONAL UNION NATIONAL RAINBOW COALITION LORD PEOPLES	2,643 19,051 91		12,070,000 87.05 % 0.13 %

ORINGO JAMES AGGREY WAWERU DAVID NGETHI <i>Total Votes Cast</i> <i>Rejected Votes</i>	22 165 213	SOCIAL DEMOCRATIC PARTY OF KENYA CHAMACHUMU PARTY <i>Total Votes</i>	26 76 21 890	<i>Registered Voters</i> <i>Percent Voter Turnout</i>	0.12 % 0.35 % 31.59 % 69.95 %
CONSTITUENCY CANDIDATE'S NAME	081 TEFU	POLITICAL PARTY	VOTES SCORED		% VOTES SCORED
KINYATI YUHURI MUGAI KIBAKI MWAI NYACHAI SIMON ORINGO JAMES AGGREY WAWERU DAVID NGETHI <i>Total Votes Cast</i> <i>Rejected Votes</i>	29 269 360	KENYA AMERICAN NATIONAL UNION NATIONAL RAINBOW COALITION FORD PEOPLE SOCIAL DEMOCRATIC PARTY OF KENYA CHAMACHUMU PARTY <i>Total Votes</i>	547 28 204 78 26 54 28 909	<i>Registered Voters</i> <i>Percent Voter Turnout</i>	1.89 % 97.56 % 0.27 % 0.09 % 0.19 % 38.74 % 75.59 %
CONSTITUENCY CANDIDATE'S NAME	082 KIENI	POLITICAL PARTY	VOTES SCORED		% VOTES SCORED
KINYATI YUHURI MUGAI KIBAKI MWAI NYACHAI SIMON ORINGO JAMES AGGREY WAWERU DAVID NGETHI <i>Total Votes Cast</i> <i>Rejected Votes</i>	40 393 807	KENYA AMERICAN NATIONAL UNION NATIONAL RAINBOW COALITION FORD PEOPLE SOCIAL DEMOCRATIC PARTY OF KENYA CHAMACHUMU PARTY <i>Total Votes</i>	1 997 37 237 192 47 119 39 592	<i>Registered Voters</i> <i>Percent Voter Turnout</i>	5.01 % 94.07 % 0.49 % 0.12 % 0.30 % 58.558 % 69.22 %
CONSTITUENCY CANDIDATE'S NAME	083 MATHIRA	POLITICAL PARTY	VOTES SCORED		% VOTES SCORED
KINYATI YUHURI MUGAI KIBAKI MWAI NYACHAI SIMON ORINGO JAMES AGGREY WAWERU DAVID NGETHI <i>Total Votes Cast</i> <i>Rejected Votes</i>	52 309 654	KENYA AMERICAN NATIONAL UNION NATIONAL RAINBOW COALITION FORD PEOPLE SOCIAL DEMOCRATIC PARTY OF KENYA CHAMACHUMU PARTY <i>Total Votes</i>	2 376 48 945 146 39 149 51 655	<i>Registered Voters</i> <i>Percent Voter Turnout</i>	4.60 % 94.75 % 0.28 % 0.08 % 0.29 % 72.664 % 71.99 %
CONSTITUENCY CANDIDATE'S NAME	084 OTHAYA	POLITICAL PARTY	VOTES SCORED		% VOTES SCORED
KINYATI YUHURI MUGAI KIBAKI MWAI NYACHAI SIMON ORINGO JAMES AGGREY WAWERU DAVID NGETHI <i>Total Votes Cast</i> <i>Rejected Votes</i>	34 871 249	KENYA AMERICAN NATIONAL UNION NATIONAL RAINBOW COALITION FORD PEOPLE SOCIAL DEMOCRATIC PARTY OF KENYA CHAMACHUMU PARTY <i>Total Votes</i>	609 33 987 47 20 33 34 696	<i>Registered Voters</i> <i>Percent Voter Turnout</i>	1.76 % 98.17 % 0.14 % 0.06 % 0.10 % 44.751 % 77.92 %
CONSTITUENCY CANDIDATE'S NAME	085 MUKURWEINI	POLITICAL PARTY	VOTES SCORED		% VOTES SCORED
KINYATI YUHURI MUGAI KIBAKI MWAI NYACHAI SIMON ORINGO JAMES AGGREY WAWERU DAVID NGETHI <i>Total Votes Cast</i> <i>Rejected Votes</i>	29 805 421	KENYA AMERICAN NATIONAL UNION NATIONAL RAINBOW COALITION FORD PEOPLE SOCIAL DEMOCRATIC PARTY OF KENYA CHAMACHUMU PARTY <i>Total Votes</i>	750 28 521 49 23 50 29 393	<i>Registered Voters</i> <i>Percent Voter Turnout</i>	2.55 % 97.06 % 0.17 % 0.08 % 0.17 % 40.340 % 73.88 %
CONSTITUENCY CANDIDATE'S NAME	086 NYERI TOWN	POLITICAL PARTY	VOTES SCORED		% VOTES SCORED
KINYATI YUHURI MUGAI KIBAKI MWAI NYACHAI SIMON ORINGO JAMES AGGREY WAWERU DAVID NGETHI <i>Total Votes Cast</i> <i>Rejected Votes</i>	33 933 430	KENYA AMERICAN NATIONAL UNION NATIONAL RAINBOW COALITION FORD PEOPLE SOCIAL DEMOCRATIC PARTY OF KENYA CHAMACHUMU PARTY <i>Total Votes</i>	1 437 31 852 123 29 62 33 503	<i>Registered Voters</i> <i>Percent Voter Turnout</i>	4.29 % 95.07 % 0.37 % 0.09 % 0.19 % 51.632 % 65.72 %
CONSTITUENCY CANDIDATE'S NAME	087 MWEA	POLITICAL PARTY	VOTES SCORED		% VOTES SCORED
KINYATI YUHURI MUGAI KIBAKI MWAI NYACHAI SIMON ORINGO JAMES AGGREY WAWERU DAVID NGETHI <i>Total Votes Cast</i> <i>Rejected Votes</i>	33 555 418	KENYA AMERICAN NATIONAL UNION NATIONAL RAINBOW COALITION FORD PEOPLE SOCIAL DEMOCRATIC PARTY OF KENYA CHAMACHUMU PARTY <i>Total Votes</i>	3 711 29 120 161 33 103 33 137	<i>Registered Voters</i> <i>Percent Voter Turnout</i>	11.20 % 87.90 % 0.49 % 0.10 % 0.31 % 50.140 % 66.52 %
CONSTITUENCY CANDIDATE'S NAME	088 GICHUGU	POLITICAL PARTY	VOTES SCORED		% VOTES SCORED
KINYATI YUHURI MUGAI KIBAKI MWAI NYACHAI SIMON		KENYA AMERICAN NATIONAL UNION NATIONAL RAINBOW COALITION FORD PEOPLE	5 615 32 688 376		14.51 % 84.49 % 0.97 %

ORI NGO JAMES AGGRIY		SOCIAL DEMOCRATIC PARTY OF KENYA		36		0.09 %
WAWIRU DAVID NG'ITHI		CHAMACHAUUMA PARTY		103		0.27 %
<i>Total Votes Cast</i>	59,514	<i>Total Votes</i>	58,818			55,935
<i>Rejected Votes</i>	827					70.64 %
CONSTITUENCY	089	NDIA				
CANDIDATE'S NAME		POLITICAL PARTY		VOTES SCORED		% VOTES SCORED
KINYATI FAHURU MUGAI		KENYA AMERICAN NATIONAL UNION		1,682		5.99 %
KIBAKI MWAI		NATIONAL RAINBOW COALITION		26,154		93.17 %
NYACHAI SIMION		FORD PEOPLE		118		0.42 %
ORI NGO JAMES AGGRIY		SOCIAL DEMOCRATIC PARTY OF KENYA		35		0.12 %
WAWIRU DAVID NG'ITHI		CHAMACHAUUMA PARTY		83		0.30 %
<i>Total Votes Cast</i>	28,533	<i>Total Votes</i>	28,072			40,902
<i>Rejected Votes</i>	461					69.76 %
CONSTITUENCY	090	KERUGOYA/KUTUS				
CANDIDATE'S NAME		POLITICAL PARTY		VOTES SCORED		% VOTES SCORED
KINYATI FAHURU MUGAI		KENYA AMERICAN NATIONAL UNION		2,256		6.65 %
KIBAKI MWAI		NATIONAL RAINBOW COALITION		32,056		94.54 %
NYACHAI SIMION		FORD PEOPLE		68		0.20 %
ORI NGO JAMES AGGRIY		SOCIAL DEMOCRATIC PARTY OF KENYA		48		0.14 %
WAWIRU DAVID NG'ITHI		CHAMACHAUUMA PARTY		53		0.16 %
<i>Total Votes Cast</i>	54,481	<i>Total Votes</i>	54,481			51,155
<i>Rejected Votes</i>	574					67.40 %
CONSTITUENCY	091	KANGEMA				
CANDIDATE'S NAME		POLITICAL PARTY		VOTES SCORED		% VOTES SCORED
KINYATI FAHURU MUGAI		KENYA AMERICAN NATIONAL UNION		4,310		17.78 %
KIBAKI MWAI		NATIONAL RAINBOW COALITION		19,693		81.25 %
NYACHAI SIMION		FORD PEOPLE		114		0.47 %
ORI NGO JAMES AGGRIY		SOCIAL DEMOCRATIC PARTY OF KENYA		34		0.14 %
WAWIRU DAVID NG'ITHI		CHAMACHAUUMA PARTY		87		0.36 %
<i>Total Votes Cast</i>	24,639	<i>Total Votes</i>	24,238			35,674
<i>Rejected Votes</i>	401					69.07 %
CONSTITUENCY	092	MATHIOYA				
CANDIDATE'S NAME		POLITICAL PARTY		VOTES SCORED		% VOTES SCORED
KINYATI FAHURU MUGAI		KENYA AMERICAN NATIONAL UNION		1,941		6.86 %
KIBAKI MWAI		NATIONAL RAINBOW COALITION		25,806		91.20 %
NYACHAI SIMION		FORD PEOPLE		97		0.34 %
ORI NGO JAMES AGGRIY		SOCIAL DEMOCRATIC PARTY OF KENYA		32		0.11 %
WAWIRU DAVID NG'ITHI		CHAMACHAUUMA PARTY		61		0.22 %
<i>Total Votes Cast</i>	28,341	<i>Total Votes</i>	27,937			41,874
<i>Rejected Votes</i>	44					67.68 %
CONSTITUENCY	093	KIHARU				
CANDIDATE'S NAME		POLITICAL PARTY		VOTES SCORED		% VOTES SCORED
KINYATI FAHURU MUGAI		KENYA AMERICAN NATIONAL UNION		15,849		32.90 %
KIBAKI MWAI		NATIONAL RAINBOW COALITION		32,001		66.43 %
NYACHAI SIMION		FORD PEOPLE		167		0.35 %
ORI NGO JAMES AGGRIY		SOCIAL DEMOCRATIC PARTY OF KENYA		64		0.13 %
WAWIRU DAVID NG'ITHI		CHAMACHAUUMA PARTY		88		0.18 %
<i>Total Votes Cast</i>	49,137	<i>Total Votes</i>	48,169			80,383
<i>Rejected Votes</i>	968					61.13 %
CONSTITUENCY	094	KIGUMO				
CANDIDATE'S NAME		POLITICAL PARTY		VOTES SCORED		% VOTES SCORED
KINYATI FAHURU MUGAI		KENYA AMERICAN NATIONAL UNION		8,021		24.82 %
KIBAKI MWAI		NATIONAL RAINBOW COALITION		24,025		74.35 %
NYACHAI SIMION		FORD PEOPLE		137		0.42 %
ORI NGO JAMES AGGRIY		SOCIAL DEMOCRATIC PARTY OF KENYA		80		0.25 %
WAWIRU DAVID NG'ITHI		CHAMACHAUUMA PARTY		52		0.16 %
<i>Total Votes Cast</i>	32,804	<i>Total Votes</i>	32,315			48,506
<i>Rejected Votes</i>	489					67.63 %
CONSTITUENCY	095	MARAGWA				
CANDIDATE'S NAME		POLITICAL PARTY		VOTES SCORED		% VOTES SCORED
KINYATI FAHURU MUGAI		KENYA AMERICAN NATIONAL UNION		2,790		25.77 %
KIBAKI MWAI		NATIONAL RAINBOW COALITION		21,530		71.21 %
NYACHAI SIMION		FORD PEOPLE		162		0.54 %
ORI NGO JAMES AGGRIY		SOCIAL DEMOCRATIC PARTY OF KENYA		60		0.20 %
WAWIRU DAVID NG'ITHI		CHAMACHAUUMA PARTY		106		0.55 %
<i>Total Votes Cast</i>	31,108	<i>Total Votes</i>	29,648			48,417
<i>Rejected Votes</i>	875					64.25 %
CONSTITUENCY	096	KANDARA				
CANDIDATE'S NAME		POLITICAL PARTY		VOTES SCORED		% VOTES SCORED
KINYATI FAHURU MUGAI		KENYA AMERICAN NATIONAL UNION		11,201		29.55 %
KIBAKI MWAI		NATIONAL RAINBOW COALITION		26,533		69.53 %
NYACHAI SIMION		FORD PEOPLE		267		0.70 %

ORINGO JAMES AGGREY		SOCIAL DEMOCRATIC PARTY OF KENYA		36	0.09 %
WAWIRU DAVID NGITHI		CHAMACHUMAPARTY		125	0.33 %
<i>Total Votes Cast</i>	39,063	<i>Total Votes</i>	58,162	<i>Registered Voters</i>	60,106
<i>Rejected Votes</i>	901			<i>Percent Voter Turnout</i>	64.99 %
CONSTITUENCY	097	GATANGA			
CANDIDATE'S NAME		POLITICAL PARTY		VOTES SCORED	% VOTES SCORED
KINYATI YUHERU MUGAI		KENYA AMERICAN NATIONAL UNION		13,537	36.30 %
KIBAKI MWAI		NATIONAL RAINBOW COALITION		23,571	62.67 %
NYACHAI SIMON		FORD PEOPLE		207	0.56 %
ORINGO JAMES AGGREY		SOCIAL DEMOCRATIC PARTY OF KENYA		83	0.22 %
WAWIRU DAVID NGITHI		CHAMACHUMAPARTY		97	0.26 %
<i>Total Votes Cast</i>	38,370	<i>Total Votes</i>	57,295	<i>Registered Voters</i>	62,043
<i>Rejected Votes</i>	1,075			<i>Percent Voter Turnout</i>	61.84 %
CONSTITUENCY	098	GATUNDU SOUTH			
CANDIDATE'S NAME		POLITICAL PARTY		VOTES SCORED	% VOTES SCORED
KINYATI YUHERU MUGAI		KENYA AMERICAN NATIONAL UNION		51,609	87.57 %
KIBAKI MWAI		NATIONAL RAINBOW COALITION		4,493	12.42 %
NYACHAI SIMON		FORD PEOPLE		33	0.09 %
ORINGO JAMES AGGREY		SOCIAL DEMOCRATIC PARTY OF KENYA		28	0.08 %
WAWIRU DAVID NGITHI		CHAMACHUMAPARTY		16	0.04 %
<i>Total Votes Cast</i>	36,794	<i>Total Votes</i>	56,179	<i>Registered Voters</i>	51,868
<i>Rejected Votes</i>	615			<i>Percent Voter Turnout</i>	70.94 %
CONSTITUENCY	099	GATUNDU NORTH			
CANDIDATE'S NAME		POLITICAL PARTY		VOTES SCORED	% VOTES SCORED
KINYATI YUHERU MUGAI		KENYA AMERICAN NATIONAL UNION		19,139	71.33 %
KIBAKI MWAI		NATIONAL RAINBOW COALITION		4,460	16.62 %
NYACHAI SIMON		FORD PEOPLE		17	0.06 %
ORINGO JAMES AGGREY		SOCIAL DEMOCRATIC PARTY OF KENYA		24	0.09 %
WAWIRU DAVID NGITHI		CHAMACHUMAPARTY		16	0.06 %
<i>Total Votes Cast</i>	27,281	<i>Total Votes</i>	23,656	<i>Registered Voters</i>	39,146
<i>Rejected Votes</i>	449			<i>Percent Voter Turnout</i>	69.69 %
CONSTITUENCY	100	JUJA			
CANDIDATE'S NAME		POLITICAL PARTY		VOTES SCORED	% VOTES SCORED
KINYATI YUHERU MUGAI		KENYA AMERICAN NATIONAL UNION		21,918	43.54 %
KIBAKI MWAI		NATIONAL RAINBOW COALITION		28,077	55.52 %
NYACHAI SIMON		FORD PEOPLE		455	0.90 %
ORINGO JAMES AGGREY		SOCIAL DEMOCRATIC PARTY OF KENYA		69	0.14 %
WAWIRU DAVID NGITHI		CHAMACHUMAPARTY		49	0.10 %
<i>Total Votes Cast</i>	51,854	<i>Total Votes</i>	50,568	<i>Registered Voters</i>	103,856
<i>Rejected Votes</i>	1,286			<i>Percent Voter Turnout</i>	49.93 %
CONSTITUENCY	101	GITHUNGURI			
CANDIDATE'S NAME		POLITICAL PARTY		VOTES SCORED	% VOTES SCORED
KINYATI YUHERU MUGAI		KENYA AMERICAN NATIONAL UNION		27,588	64.03 %
KIBAKI MWAI		NATIONAL RAINBOW COALITION		14,939	34.67 %
NYACHAI SIMON		FORD PEOPLE		286	0.66 %
ORINGO JAMES AGGREY		SOCIAL DEMOCRATIC PARTY OF KENYA		198	0.46 %
WAWIRU DAVID NGITHI		CHAMACHUMAPARTY		75	0.17 %
<i>Total Votes Cast</i>	44,288	<i>Total Votes</i>	43,086	<i>Registered Voters</i>	63,394
<i>Rejected Votes</i>	1,202			<i>Percent Voter Turnout</i>	69.86 %
CONSTITUENCY	102	KIAMBA			
CANDIDATE'S NAME		POLITICAL PARTY		VOTES SCORED	% VOTES SCORED
KINYATI YUHERU MUGAI		KENYA AMERICAN NATIONAL UNION		28,921	61.81 %
KIBAKI MWAI		NATIONAL RAINBOW COALITION		17,576	37.56 %
NYACHAI SIMON		FORD PEOPLE		169	0.36 %
ORINGO JAMES AGGREY		SOCIAL DEMOCRATIC PARTY OF KENYA		62	0.13 %
WAWIRU DAVID NGITHI		CHAMACHUMAPARTY		65	0.14 %
<i>Total Votes Cast</i>	47,964	<i>Total Votes</i>	46,793	<i>Registered Voters</i>	80,136
<i>Rejected Votes</i>	4,171			<i>Percent Voter Turnout</i>	59.85 %
CONSTITUENCY	103	KABETE			
CANDIDATE'S NAME		POLITICAL PARTY		VOTES SCORED	% VOTES SCORED
KINYATI YUHERU MUGAI		KENYA AMERICAN NATIONAL UNION		23,550	49.45 %
KIBAKI MWAI		NATIONAL RAINBOW COALITION		23,800	49.98 %
NYACHAI SIMON		FORD PEOPLE		182	0.38 %
ORINGO JAMES AGGREY		SOCIAL DEMOCRATIC PARTY OF KENYA		42	0.09 %
WAWIRU DAVID NGITHI		CHAMACHUMAPARTY		49	0.10 %
<i>Total Votes Cast</i>	48,302	<i>Total Votes</i>	47,623	<i>Registered Voters</i>	73,436
<i>Rejected Votes</i>	479			<i>Percent Voter Turnout</i>	63.77 %
CONSTITUENCY	104	LIMURU			
CANDIDATE'S NAME		POLITICAL PARTY		VOTES SCORED	% VOTES SCORED
KINYATI YUHERU MUGAI		KENYA AMERICAN NATIONAL UNION		16,294	55.38 %
KIBAKI MWAI		NATIONAL RAINBOW COALITION		12,806	43.52 %
NYACHAI SIMON		FORD PEOPLE		245	0.83 %

ORI NGO JAMES AGGRIEY WAWIRU DAVID NG'ITHI		SOCIAL DEMOCRATIC PARTY OF KENYA CHAMACHAUUMA PARTY	45 33	0.15 % 0.12 %
<i>Total Votes Cast</i>	30,000	<i>Total Votes</i>	2,425	19,620
<i>Rejected Votes</i>	57			60,450
CONSTITUENCY	105	LARI		
CANDIDATE'S NAME		POLITICAL PARTY	VOTES SCORED	% VOTES SCORED
KENYA ALIYU HIRU MUGAI		KENYA AMERICAN NATIONAL UNION	19,260	63.94 %
KIBAKI MWAI		NATIONAL RAINBOW COALITION	10,741	35.64 %
NYACHAI SIMION		FORD PEOPLE	68	0.23 %
ORI NGO JAMES AGGRIEY		SOCIAL DEMOCRATIC PARTY OF KENYA	18	0.06 %
WAWIRU DAVID NG'ITHI		CHAMACHAUUMA PARTY	39	0.13 %
<i>Total Votes Cast</i>	30,694	<i>Total Votes</i>	30,135	44,553
<i>Rejected Votes</i>	559			68,897
CONSTITUENCY	106	TURKANA NORTH		
CANDIDATE'S NAME		POLITICAL PARTY	VOTES SCORED	% VOTES SCORED
KENYA ALIYU HIRU MUGAI		KENYA AMERICAN NATIONAL UNION	1823	35.93 %
KIBAKI MWAI		NATIONAL RAINBOW COALITION	170	57.87 %
NYACHAI SIMION		FORD PEOPLE	389	3.14 %
ORI NGO JAMES AGGRIEY		SOCIAL DEMOCRATIC PARTY OF KENYA	101	0.84 %
WAWIRU DAVID NG'ITHI		CHAMACHAUUMA PARTY	14	0.11 %
<i>Total Votes Cast</i>	12,458	<i>Total Votes</i>	12,500	52,729
<i>Rejected Votes</i>	48			38,007
CONSTITUENCY	107	TURKANA CENTRAL		
CANDIDATE'S NAME		POLITICAL PARTY	VOTES SCORED	% VOTES SCORED
KENYA ALIYU HIRU MUGAI		KENYA AMERICAN NATIONAL UNION	10,725	48.65 %
KIBAKI MWAI		NATIONAL RAINBOW COALITION	11,274	51.14 %
NYACHAI SIMION		FORD PEOPLE	33	0.15 %
ORI NGO JAMES AGGRIEY		SOCIAL DEMOCRATIC PARTY OF KENYA	4	0.02 %
WAWIRU DAVID NG'ITHI		CHAMACHAUUMA PARTY	10	0.05 %
<i>Total Votes Cast</i>	22,163	<i>Total Votes</i>	22,046	41,610
<i>Rejected Votes</i>	117			53,260
CONSTITUENCY	108	TURKANA SOUTH		
CANDIDATE'S NAME		POLITICAL PARTY	VOTES SCORED	% VOTES SCORED
KENYA ALIYU HIRU MUGAI		KENYA AMERICAN NATIONAL UNION	7,606	73.34 %
KIBAKI MWAI		NATIONAL RAINBOW COALITION	2,396	23.10 %
NYACHAI SIMION		FORD PEOPLE	67	0.65 %
ORI NGO JAMES AGGRIEY		SOCIAL DEMOCRATIC PARTY OF KENYA	282	2.72 %
WAWIRU DAVID NG'ITHI		CHAMACHAUUMA PARTY	20	0.19 %
<i>Total Votes Cast</i>	10,408	<i>Total Votes</i>	10,374	23,392
<i>Rejected Votes</i>	37			44,490
CONSTITUENCY	109	KACHELIBA		
CANDIDATE'S NAME		POLITICAL PARTY	VOTES SCORED	% VOTES SCORED
KENYA ALIYU HIRU MUGAI		KENYA AMERICAN NATIONAL UNION	7,258	92.66 %
KIBAKI MWAI		NATIONAL RAINBOW COALITION	560	7.15 %
NYACHAI SIMION		FORD PEOPLE	10	0.13 %
ORI NGO JAMES AGGRIEY		SOCIAL DEMOCRATIC PARTY OF KENYA	3	0.04 %
WAWIRU DAVID NG'ITHI		CHAMACHAUUMA PARTY	2	0.03 %
<i>Total Votes Cast</i>	7,860	<i>Total Votes</i>	7,833	16,962
<i>Rejected Votes</i>	27			46,540
CONSTITUENCY	110	KAPENGURIA		
CANDIDATE'S NAME		POLITICAL PARTY	VOTES SCORED	% VOTES SCORED
KENYA ALIYU HIRU MUGAI		KENYA AMERICAN NATIONAL UNION	18,147	76.80 %
KIBAKI MWAI		NATIONAL RAINBOW COALITION	5,202	22.02 %
NYACHAI SIMION		FORD PEOPLE	211	0.89 %
ORI NGO JAMES AGGRIEY		SOCIAL DEMOCRATIC PARTY OF KENYA	54	0.23 %
WAWIRU DAVID NG'ITHI		CHAMACHAUUMA PARTY	11	0.06 %
<i>Total Votes Cast</i>	23,902	<i>Total Votes</i>	23,628	41,541
<i>Rejected Votes</i>	274			57,530
CONSTITUENCY	111	SIGOR		
CANDIDATE'S NAME		POLITICAL PARTY	VOTES SCORED	% VOTES SCORED
KENYA ALIYU HIRU MUGAI		KENYA AMERICAN NATIONAL UNION	14,881	71.20 %
KIBAKI MWAI		NATIONAL RAINBOW COALITION	5,993	28.67 %
NYACHAI SIMION		FORD PEOPLE	19	0.09 %
ORI NGO JAMES AGGRIEY		SOCIAL DEMOCRATIC PARTY OF KENYA	4	0.02 %
WAWIRU DAVID NG'ITHI		CHAMACHAUUMA PARTY	3	0.01 %
<i>Total Votes Cast</i>	21,014	<i>Total Votes</i>	20,900	34,922
<i>Rejected Votes</i>	114			60,170
CONSTITUENCY	112	SAMBURU WEST		
CANDIDATE'S NAME		POLITICAL PARTY	VOTES SCORED	% VOTES SCORED
KENYA ALIYU HIRU MUGAI		KENYA AMERICAN NATIONAL UNION	13,818	66.34 %
KIBAKI MWAI		NATIONAL RAINBOW COALITION	6,927	33.25 %
NYACHAI SIMION		FORD PEOPLE	33	0.16 %

ORINGO JAMES AGGREY	SOCIAL DEMOCRATIC PARTY OF KENYA	45	0.21 %
WAWERU DAVID NGETHI	CHAMACHAU MA PARTY	9	0.04 %
<i>Total Votes Cast</i>	<i>Total Votes</i>	20,955	20,850
<i>Registered Voters</i>		105	
			36,875
			56,777

CONSTITUENCY	CANDIDATE'S NAME	POLITICAL PARTY	VOTES SCORED	% VOTES SCORED
113	SAMBURU EAST			
	KENYA ALEXANDER MUGAI	KENYA AMERICAN NATIONAL UNION	5,804	55.11 %
	KIBAKI MWAMI	NATIONAL RAINBOW COALITION	2,760	39.98 %
	NYACHAI SIMON	FORD PEOPLE	558	4.90 %
	ORINGO JAMES AGGREY	SOCIAL DEMOCRATIC PARTY OF KENYA	5	0.04 %
	WAWERU DAVID NGETHI	CHAMACHAU MA PARTY	4	0.06 %
	<i>Total Votes Cast</i>	<i>Total Votes</i>	6,909	6,909
	<i>Registered Voters</i>		6	
				12,852
				53,841

CONSTITUENCY	CANDIDATE'S NAME	POLITICAL PARTY	VOTES SCORED	% VOTES SCORED
114	KWANZA			
	KENYA ALEXANDER MUGAI	KENYA AMERICAN NATIONAL UNION	11,644	36.49 %
	KIBAKI MWAMI	NATIONAL RAINBOW COALITION	20,976	62.91 %
	NYACHAI SIMON	FORD PEOPLE	627	1.96 %
	ORINGO JAMES AGGREY	SOCIAL DEMOCRATIC PARTY OF KENYA	15	0.05 %
	WAWERU DAVID NGETHI	CHAMACHAU MA PARTY	46	0.14 %
	<i>Total Votes Cast</i>	<i>Total Votes</i>	32,418	32,408
	<i>Registered Voters</i>		506	
				55,400
				58,521

CONSTITUENCY	CANDIDATE'S NAME	POLITICAL PARTY	VOTES SCORED	% VOTES SCORED
115	SABOTI			
	KENYA ALEXANDER MUGAI	KENYA AMERICAN NATIONAL UNION	11,365	21.27 %
	KIBAKI MWAMI	NATIONAL RAINBOW COALITION	34,700	71.09 %
	NYACHAI SIMON	FORD PEOPLE	866	1.85 %
	ORINGO JAMES AGGREY	SOCIAL DEMOCRATIC PARTY OF KENYA	99	0.21 %
	WAWERU DAVID NGETHI	CHAMACHAU MA PARTY	104	0.22 %
	<i>Total Votes Cast</i>	<i>Total Votes</i>	47,755	47,134
	<i>Registered Voters</i>		921	
				90,738
				52,651

CONSTITUENCY	CANDIDATE'S NAME	POLITICAL PARTY	VOTES SCORED	% VOTES SCORED
116	CHERANGANY			
	KENYA ALEXANDER MUGAI	KENYA AMERICAN NATIONAL UNION	8,689	33.45 %
	KIBAKI MWAMI	NATIONAL RAINBOW COALITION	15,452	59.42 %
	NYACHAI SIMON	FORD PEOPLE	1,558	5.25 %
	ORINGO JAMES AGGREY	SOCIAL DEMOCRATIC PARTY OF KENYA	18	0.07 %
	WAWERU DAVID NGETHI	CHAMACHAU MA PARTY	56	0.22 %
	<i>Total Votes Cast</i>	<i>Total Votes</i>	26,588	25,553
	<i>Registered Voters</i>		415	
				42,911
				61,491

CONSTITUENCY	CANDIDATE'S NAME	POLITICAL PARTY	VOTES SCORED	% VOTES SCORED
117	ELDORET NORTH			
	KENYA ALEXANDER MUGAI	KENYA AMERICAN NATIONAL UNION	31,720	57.62 %
	KIBAKI MWAMI	NATIONAL RAINBOW COALITION	23,783	43.20 %
	NYACHAI SIMON	FORD PEOPLE	607	1.10 %
	ORINGO JAMES AGGREY	SOCIAL DEMOCRATIC PARTY OF KENYA	57	0.10 %
	WAWERU DAVID NGETHI	CHAMACHAU MA PARTY	44	0.08 %
	<i>Total Votes Cast</i>	<i>Total Votes</i>	56,211	56,211
	<i>Registered Voters</i>		1,158	
				100,214
				56,091

CONSTITUENCY	CANDIDATE'S NAME	POLITICAL PARTY	VOTES SCORED	% VOTES SCORED
118	ELDORET EAST			
	KENYA ALEXANDER MUGAI	KENYA AMERICAN NATIONAL UNION	23,820	68.11 %
	KIBAKI MWAMI	NATIONAL RAINBOW COALITION	10,645	30.57 %
	NYACHAI SIMON	FORD PEOPLE	505	1.87 %
	ORINGO JAMES AGGREY	SOCIAL DEMOCRATIC PARTY OF KENYA	29	0.08 %
	WAWERU DAVID NGETHI	CHAMACHAU MA PARTY	23	0.07 %
	<i>Total Votes Cast</i>	<i>Total Votes</i>	35,583	34,820
	<i>Registered Voters</i>		765	
				57,190
				62,221

CONSTITUENCY	CANDIDATE'S NAME	POLITICAL PARTY	VOTES SCORED	% VOTES SCORED
119	ELDORET SOUTH			
	KENYA ALEXANDER MUGAI	KENYA AMERICAN NATIONAL UNION	19,206	57.81 %
	KIBAKI MWAMI	NATIONAL RAINBOW COALITION	11,114	42.49 %
	NYACHAI SIMON	FORD PEOPLE	576	1.75 %
	ORINGO JAMES AGGREY	SOCIAL DEMOCRATIC PARTY OF KENYA	24	0.07 %
	WAWERU DAVID NGETHI	CHAMACHAU MA PARTY	55	0.11 %
	<i>Total Votes Cast</i>	<i>Total Votes</i>	33,091	33,091
	<i>Registered Voters</i>		4	
				57,641
				58,981

CONSTITUENCY	CANDIDATE'S NAME	POLITICAL PARTY	VOTES SCORED	% VOTES SCORED
120	MARAKWEE EAST			
	KENYA ALEXANDER MUGAI	KENYA AMERICAN NATIONAL UNION	8,197	54.57 %
	KIBAKI MWAMI	NATIONAL RAINBOW COALITION	6,713	41.32 %
	NYACHAI SIMON	FORD PEOPLE	83	0.55 %

ORINGO JAMES AGGREY WAWIRU DAVID NG'ETHI		SOCIAL DEMOCRATIC PARTY OF KENYA CHAMACHAUMA PARTY	50 11	0.33 % 0.07 %
<i>Total Votes Cast</i>	15,171	<i>Total Votes</i>	15,051	
<i>Rejected Votes</i>	94			
			<i>Registered Voters</i>	22,896
			<i>Percent Voter Turnout</i>	66.26 %
CONSTITUENCY	121	MARAKWET WEST		
CANDIDATE'S NAME		POLITICAL PARTY	VOTES SCORED	% VOTES SCORED
KENYA YA UHURU MUGAI		KENYA AMERICAN NATIONAL UNION	14,143	69.81 %
KIBAKI MWAI		NATIONAL RAINBOW COALITION	5,689	28.09 %
NYACHAI SIMION		FORD PEOPLE	354	1.75 %
ORINGO JAMES AGGREY		SOCIAL DEMOCRATIC PARTY OF KENYA	58	0.29 %
WAWIRU DAVID NG'ETHI		CHAMACHAUMA PARTY	6	0.03 %
<i>Total Votes Cast</i>	20,767	<i>Total Votes</i>	20,250	
<i>Rejected Votes</i>	517			
			<i>Registered Voters</i>	30,829
			<i>Percent Voter Turnout</i>	67.36 %
CONSTITUENCY	122	KEIYO NORTH		
CANDIDATE'S NAME		POLITICAL PARTY	VOTES SCORED	% VOTES SCORED
KENYA YA UHURU MUGAI		KENYA AMERICAN NATIONAL UNION	15,129	80.86 %
KIBAKI MWAI		NATIONAL RAINBOW COALITION	2,973	18.51 %
NYACHAI SIMION		FORD PEOPLE	109	0.67 %
ORINGO JAMES AGGREY		SOCIAL DEMOCRATIC PARTY OF KENYA	17	0.10 %
WAWIRU DAVID NG'ETHI		CHAMACHAUMA PARTY	9	0.06 %
<i>Total Votes Cast</i>	16,541	<i>Total Votes</i>	16,237	
<i>Rejected Votes</i>	304			
			<i>Registered Voters</i>	24,516
			<i>Percent Voter Turnout</i>	67.47 %
CONSTITUENCY	123	KEIYO SOUTH		
CANDIDATE'S NAME		POLITICAL PARTY	VOTES SCORED	% VOTES SCORED
KENYA YA UHURU MUGAI		KENYA AMERICAN NATIONAL UNION	20,265	82.38 %
KIBAKI MWAI		NATIONAL RAINBOW COALITION	4,849	19.71 %
NYACHAI SIMION		FORD PEOPLE	66	0.27 %
ORINGO JAMES AGGREY		SOCIAL DEMOCRATIC PARTY OF KENYA	9	0.04 %
WAWIRU DAVID NG'ETHI		CHAMACHAUMA PARTY	12	0.05 %
<i>Total Votes Cast</i>	25,201	<i>Total Votes</i>	25,201	
<i>Rejected Votes</i>	603			
			<i>Registered Voters</i>	36,985
			<i>Percent Voter Turnout</i>	68.14 %
CONSTITUENCY	124	MOSOP		
CANDIDATE'S NAME		POLITICAL PARTY	VOTES SCORED	% VOTES SCORED
KENYA YA UHURU MUGAI		KENYA AMERICAN NATIONAL UNION	15,504	51.59 %
KIBAKI MWAI		NATIONAL RAINBOW COALITION	12,491	43.98 %
NYACHAI SIMION		FORD PEOPLE	355	1.24 %
ORINGO JAMES AGGREY		SOCIAL DEMOCRATIC PARTY OF KENYA	19	0.07 %
WAWIRU DAVID NG'ETHI		CHAMACHAUMA PARTY	33	0.12 %
<i>Total Votes Cast</i>	29,500	<i>Total Votes</i>	28,400	
<i>Rejected Votes</i>	900			
			<i>Registered Voters</i>	44,180
			<i>Percent Voter Turnout</i>	66.32 %
CONSTITUENCY	125	ALDAI		
CANDIDATE'S NAME		POLITICAL PARTY	VOTES SCORED	% VOTES SCORED
KENYA YA UHURU MUGAI		KENYA AMERICAN NATIONAL UNION	15,001	50.78 %
KIBAKI MWAI		NATIONAL RAINBOW COALITION	12,620	42.72 %
NYACHAI SIMION		FORD PEOPLE	1,805	6.10 %
ORINGO JAMES AGGREY		SOCIAL DEMOCRATIC PARTY OF KENYA	98	0.33 %
WAWIRU DAVID NG'ETHI		CHAMACHAUMA PARTY	29	0.10 %
<i>Total Votes Cast</i>	30,008	<i>Total Votes</i>	29,551	
<i>Rejected Votes</i>	467			
			<i>Registered Voters</i>	45,470
			<i>Percent Voter Turnout</i>	66.00 %
CONSTITUENCY	126	EMGWEN		
CANDIDATE'S NAME		POLITICAL PARTY	VOTES SCORED	% VOTES SCORED
KENYA YA UHURU MUGAI		KENYA AMERICAN NATIONAL UNION	18,214	50.06 %
KIBAKI MWAI		NATIONAL RAINBOW COALITION	17,650	48.16 %
NYACHAI SIMION		FORD PEOPLE	453	1.25 %
ORINGO JAMES AGGREY		SOCIAL DEMOCRATIC PARTY OF KENYA	57	0.16 %
WAWIRU DAVID NG'ETHI		CHAMACHAUMA PARTY	49	0.15 %
<i>Total Votes Cast</i>	37,180	<i>Total Votes</i>	36,383	
<i>Rejected Votes</i>	797			
			<i>Registered Voters</i>	56,708
			<i>Percent Voter Turnout</i>	65.56 %
CONSTITUENCY	127	TINDERET		
CANDIDATE'S NAME		POLITICAL PARTY	VOTES SCORED	% VOTES SCORED
KENYA YA UHURU MUGAI		KENYA AMERICAN NATIONAL UNION	21,197	65.26 %
KIBAKI MWAI		NATIONAL RAINBOW COALITION	11,463	35.29 %
NYACHAI SIMION		FORD PEOPLE	735	2.26 %
ORINGO JAMES AGGREY		SOCIAL DEMOCRATIC PARTY OF KENYA	24	0.07 %
WAWIRU DAVID NG'ETHI		CHAMACHAUMA PARTY	0	0.00 %
<i>Total Votes Cast</i>	33,419	<i>Total Votes</i>	33,419	
<i>Rejected Votes</i>	956			
			<i>Registered Voters</i>	58,585
			<i>Percent Voter Turnout</i>	57.04 %
CONSTITUENCY	128	BARINGO EAST		
CANDIDATE'S NAME		POLITICAL PARTY	VOTES SCORED	% VOTES SCORED
KENYA YA UHURU MUGAI		KENYA AMERICAN NATIONAL UNION	10,451	89.23 %
KIBAKI MWAI		NATIONAL RAINBOW COALITION	899	7.68 %
NYACHAI SIMION		FORD PEOPLE	347	2.96 %

ORINGO JAMES AGGRIY	SOCIAL DEMOCRATIC PARTY OF KENYA	12	0.10 %
WAWILRU DAVID NGITHI	CHAMACHAUMA PARTY	3	0.03 %
<i>Total Votes Cast</i>	<i>Total Votes</i>	11,738	11,712
<i>Rejected Votes</i>		26	
		<i>Registered Voters</i>	17,069
		<i>Percent Voter Turnout</i>	68.77 %

CONSTITUENCY CANDIDATE'S NAME	129	BARINGO NORTH POLITICAL PARTY	VOTES SCORED	% VOTES SCORED
KINYATLA UHURU MUGAI		KENYA AFRICAN NATIONAL UNION	20,155	87.51 %
KIBAKI MWAI		NATIONAL RAINBOW COALITION	2,798	12.15 %
NYAGHAL SIMION		FORD PEOPLE	36	0.16 %
ORINGO JAMES AGGRIY		SOCIAL DEMOCRATIC PARTY OF KENYA	24	0.10 %
WAWILRU DAVID NGITHI		CHAMACHAUMA PARTY	19	0.08 %
<i>Total Votes Cast</i>	23,325	<i>Total Votes</i>	23,032	
<i>Rejected Votes</i>	293			
			<i>Registered Voters</i>	31,969
			<i>Percent Voter Turnout</i>	72.96 %

CONSTITUENCY CANDIDATE'S NAME	130	BARINGO CENTRAL POLITICAL PARTY	VOTES SCORED	% VOTES SCORED
KINYATLA UHURU MUGAI		KENYA AFRICAN NATIONAL UNION	32,170	89.88 %
KIBAKI MWAI		NATIONAL RAINBOW COALITION	3,458	9.66 %
NYAGHAL SIMION		FORD PEOPLE	72	0.20 %
ORINGO JAMES AGGRIY		SOCIAL DEMOCRATIC PARTY OF KENYA	15	0.04 %
WAWILRU DAVID NGITHI		CHAMACHAUMA PARTY	10	0.03 %
<i>Total Votes Cast</i>	36,260	<i>Total Votes</i>	35,725	
<i>Rejected Votes</i>	467			
			<i>Registered Voters</i>	48,760
			<i>Percent Voter Turnout</i>	74.36 %

CONSTITUENCY CANDIDATE'S NAME	131	MOGOTIO POLITICAL PARTY	VOTES SCORED	% VOTES SCORED
KINYATLA UHURU MUGAI		KENYA AFRICAN NATIONAL UNION	14,592	94.52 %
KIBAKI MWAI		NATIONAL RAINBOW COALITION	802	5.19 %
NYAGHAL SIMION		FORD PEOPLE	28	0.18 %
ORINGO JAMES AGGRIY		SOCIAL DEMOCRATIC PARTY OF KENYA	10	0.06 %
WAWILRU DAVID NGITHI		CHAMACHAUMA PARTY	6	0.04 %
<i>Total Votes Cast</i>	15,576	<i>Total Votes</i>	15,438	
<i>Rejected Votes</i>	138			
			<i>Registered Voters</i>	20,478
			<i>Percent Voter Turnout</i>	76.06 %

CONSTITUENCY CANDIDATE'S NAME	132	ELDAMA RAVINE POLITICAL PARTY	VOTES SCORED	% VOTES SCORED
KINYATLA UHURU MUGAI		KENYA AFRICAN NATIONAL UNION	16,713	75.45 %
KIBAKI MWAI		NATIONAL RAINBOW COALITION	5,198	23.47 %
NYAGHAL SIMION		FORD PEOPLE	213	0.96 %
ORINGO JAMES AGGRIY		SOCIAL DEMOCRATIC PARTY OF KENYA	16	0.07 %
WAWILRU DAVID NGITHI		CHAMACHAUMA PARTY	12	0.05 %
<i>Total Votes Cast</i>	22,479	<i>Total Votes</i>	22,152	
<i>Rejected Votes</i>	327			
			<i>Registered Voters</i>	34,886
			<i>Percent Voter Turnout</i>	64.44 %

CONSTITUENCY CANDIDATE'S NAME	133	LAIKIPIA WEST POLITICAL PARTY	VOTES SCORED	% VOTES SCORED
KINYATLA UHURU MUGAI		KENYA AFRICAN NATIONAL UNION	9,863	20.62 %
KIBAKI MWAI		NATIONAL RAINBOW COALITION	37,608	78.64 %
NYAGHAL SIMION		FORD PEOPLE	203	0.42 %
ORINGO JAMES AGGRIY		SOCIAL DEMOCRATIC PARTY OF KENYA	35	0.07 %
WAWILRU DAVID NGITHI		CHAMACHAUMA PARTY	112	0.23 %
<i>Total Votes Cast</i>	48,610	<i>Total Votes</i>	47,821	
<i>Rejected Votes</i>	789			
			<i>Registered Voters</i>	78,533
			<i>Percent Voter Turnout</i>	61.90 %

CONSTITUENCY CANDIDATE'S NAME	134	LAIKIPIA EAST POLITICAL PARTY	VOTES SCORED	% VOTES SCORED
KINYATLA UHURU MUGAI		KENYA AFRICAN NATIONAL UNION	5,590	17.73 %
KIBAKI MWAI		NATIONAL RAINBOW COALITION	26,240	83.23 %
NYAGHAL SIMION		FORD PEOPLE	195	0.62 %
ORINGO JAMES AGGRIY		SOCIAL DEMOCRATIC PARTY OF KENYA	38	0.12 %
WAWILRU DAVID NGITHI		CHAMACHAUMA PARTY	61	0.19 %
<i>Total Votes Cast</i>	52,124	<i>Total Votes</i>	52,124	
<i>Rejected Votes</i>	596			
			<i>Registered Voters</i>	54,338
			<i>Percent Voter Turnout</i>	59.12 %

CONSTITUENCY CANDIDATE'S NAME	135	NAIVASHA POLITICAL PARTY	VOTES SCORED	% VOTES SCORED
KINYATLA UHURU MUGAI		KENYA AFRICAN NATIONAL UNION	20,897	43.89 %
KIBAKI MWAI		NATIONAL RAINBOW COALITION	25,532	53.62 %
NYAGHAL SIMION		FORD PEOPLE	737	1.53 %
ORINGO JAMES AGGRIY		SOCIAL DEMOCRATIC PARTY OF KENYA	65	0.14 %
WAWILRU DAVID NGITHI		CHAMACHAUMA PARTY	89	0.19 %
<i>Total Votes Cast</i>	48,799	<i>Total Votes</i>	47,320	
<i>Rejected Votes</i>	1,184			
			<i>Registered Voters</i>	94,673
			<i>Percent Voter Turnout</i>	51.54 %

CONSTITUENCY CANDIDATE'S NAME	136	NAKURU TOWN POLITICAL PARTY	VOTES SCORED	% VOTES SCORED
KINYATLA UHURU MUGAI		KENYA AFRICAN NATIONAL UNION	13,800	27.46 %
KIBAKI MWAI		NATIONAL RAINBOW COALITION	33,675	67.00 %
NYAGHAL SIMION		FORD PEOPLE	2,638	5.25 %

ORENGO JAMES AGGREY		SOCIAL DEMOCRATIC PARTY OF KENYA		85		0.17 %
WAWERU DAVID NGETHI		CHAMA CHA UMA PARTY		62		0.12 %
<i>Total Votes Cast</i>	51,511	<i>Valid Votes</i>	50,260	<i>Registered Voters</i>	105,702	
<i>Rejected Votes</i>	1,251			<i>Percent Voter Turnout</i>	48.73 %	
CONSTITUENCY:	137	KURESOI				
CANDIDATE'S NAME		POLITICAL PARTY		VOTES SCORED		% VOTES SCORED
KIENYATTA UHURU MUIGAI		KENYA AFRICAN NATIONAL UNION		23,046		62.99 %
KIBAKI MWAI		NATIONAL RAINBOW COALITION		10,658		29.13 %
NYACHAE SIMION		FORD-PEOPLE		2,551		6.97 %
ORENGO JAMES AGGREY		SOCIAL DEMOCRATIC PARTY OF KENYA		274		0.75 %
WAWERU DAVID NGETHI		CHAMA CHA UMA PARTY		59		0.16 %
<i>Total Votes Cast</i>	37,358	<i>Valid Votes</i>	36,588	<i>Registered Voters</i>	62,187	
<i>Rejected Votes</i>	770			<i>Percent Voter Turnout</i>	60.07 %	
CONSTITUENCY:	138	MOLO				
CANDIDATE'S NAME		POLITICAL PARTY		VOTES SCORED		% VOTES SCORED
KIENYATTA UHURU MUIGAI		KENYA AFRICAN NATIONAL UNION		17,305		35.18 %
KIBAKI MWAI		NATIONAL RAINBOW COALITION		29,726		60.43 %
NYACHAE SIMION		FORD-PEOPLE		1,617		3.29 %
ORENGO JAMES AGGREY		SOCIAL DEMOCRATIC PARTY OF KENYA		566		1.15 %
WAWERU DAVID NGETHI		CHAMA CHA UMA PARTY		118		0.24 %
<i>Total Votes Cast</i>	49,625	<i>Valid Votes</i>	49,332	<i>Registered Voters</i>	83,105	
<i>Rejected Votes</i>	432			<i>Percent Voter Turnout</i>	59.71 %	
CONSTITUENCY:	139	RONGAI				
CANDIDATE'S NAME		POLITICAL PARTY		VOTES SCORED		% VOTES SCORED
KIENYATTA UHURU MUIGAI		KENYA AFRICAN NATIONAL UNION		14,907		54.15 %
KIBAKI MWAI		NATIONAL RAINBOW COALITION		12,060		43.81 %
NYACHAE SIMION		FORD-PEOPLE		498		1.81 %
ORENGO JAMES AGGREY		SOCIAL DEMOCRATIC PARTY OF KENYA		39		0.14 %
WAWERU DAVID NGETHI		CHAMA CHA UMA PARTY		27		0.10 %
<i>Total Votes Cast</i>	27,992	<i>Valid Votes</i>	27,531	<i>Registered Voters</i>	47,441	
<i>Rejected Votes</i>	461			<i>Percent Voter Turnout</i>	59.00 %	
CONSTITUENCY:	140	SUBUKIA				
CANDIDATE'S NAME		POLITICAL PARTY		VOTES SCORED		% VOTES SCORED
KIENYATTA UHURU MUIGAI		KENYA AFRICAN NATIONAL UNION		8,630		25.97 %
KIBAKI MWAI		NATIONAL RAINBOW COALITION		24,015		72.28 %
NYACHAE SIMION		FORD-PEOPLE		299		0.90 %
ORENGO JAMES AGGREY		SOCIAL DEMOCRATIC PARTY OF KENYA		50		0.15 %
WAWERU DAVID NGETHI		CHAMA CHA UMA PARTY		182		0.55 %
<i>Total Votes Cast</i>	33,881	<i>Valid Votes</i>	33,176	<i>Registered Voters</i>	53,172	
<i>Rejected Votes</i>	655			<i>Percent Voter Turnout</i>	63.72 %	
CONSTITUENCY:	141	KILGORIS				
CANDIDATE'S NAME		POLITICAL PARTY		VOTES SCORED		% VOTES SCORED
KIENYATTA UHURU MUIGAI		KENYA AFRICAN NATIONAL UNION		14,074		41.85 %
KIBAKI MWAI		NATIONAL RAINBOW COALITION		18,292		54.39 %
NYACHAE SIMION		FORD-PEOPLE		1,397		4.15 %
ORENGO JAMES AGGREY		SOCIAL DEMOCRATIC PARTY OF KENYA		23		0.07 %
WAWERU DAVID NGETHI		CHAMA CHA UMA PARTY		14		0.04 %
<i>Total Votes Cast</i>	33,998	<i>Valid Votes</i>	33,800	<i>Registered Voters</i>	51,698	
<i>Rejected Votes</i>	365			<i>Percent Voter Turnout</i>	65.76 %	
CONSTITUENCY:	142	NAROK NORTH				
CANDIDATE'S NAME		POLITICAL PARTY		VOTES SCORED		% VOTES SCORED
KIENYATTA UHURU MUIGAI		KENYA AFRICAN NATIONAL UNION		15,528		39.66 %
KIBAKI MWAI		NATIONAL RAINBOW COALITION		22,515		57.50 %
NYACHAE SIMION		FORD-PEOPLE		1,076		2.75 %
ORENGO JAMES AGGREY		SOCIAL DEMOCRATIC PARTY OF KENYA		22		0.06 %
WAWERU DAVID NGETHI		CHAMA CHA UMA PARTY		13		0.03 %
<i>Total Votes Cast</i>	39,382	<i>Valid Votes</i>	39,154	<i>Registered Voters</i>	54,211	
<i>Rejected Votes</i>	228			<i>Percent Voter Turnout</i>	72.65 %	
CONSTITUENCY:	143	NAROK SOUTH				
CANDIDATE'S NAME		POLITICAL PARTY		VOTES SCORED		% VOTES SCORED
KIENYATTA UHURU MUIGAI		KENYA AFRICAN NATIONAL UNION		20,290		59.10 %
KIBAKI MWAI		NATIONAL RAINBOW COALITION		12,370		36.03 %
NYACHAE SIMION		FORD-PEOPLE		1,972		5.74 %
ORENGO JAMES AGGREY		SOCIAL DEMOCRATIC PARTY OF KENYA		8		0.02 %
WAWERU DAVID NGETHI		CHAMA CHA UMA PARTY		8		0.02 %
<i>Total Votes Cast</i>	34,648	<i>Valid Votes</i>	34,648	<i>Registered Voters</i>	56,509	
<i>Rejected Votes</i>	316			<i>Percent Voter Turnout</i>	61.31 %	
CONSTITUENCY:	144	KAJIADO NORTH				
CANDIDATE'S NAME		POLITICAL PARTY		VOTES SCORED		% VOTES SCORED
KIENYATTA UHURU MUIGAI		KENYA AFRICAN NATIONAL UNION		10,210		23.84 %
KIBAKI MWAI		NATIONAL RAINBOW COALITION		31,816		74.29 %
NYACHAE SIMION		FORD-PEOPLE		763		1.78 %

ORENGO JAMES AGGREY		SOCIAL DEMOCRATIC PARTY OF KENYA		12	0.03 %
WAWERU DAVID NGETHIE		CHAMA CHA UMA PARTY		25	0.06 %
Total Votes Cast	43,485	Valid Votes	42,826	Registered Voters	71,218
Rejected Votes	659			Percent Voter Turnout	61.06 %

CONSTITUENCY:	145	KAJIADO CENTRAL			
CANDIDATE'S NAME		POLITICAL PARTY		VOTES SCORED	% VOTES SCORED
KIENYATTA UHURU MUGAI		KENYA AFRICAN NATIONAL UNION		11,479	47.19 %
KIBAKI MWAI		NATIONAL RAINBOW COALITION		12,313	50.62 %
NYACHAE SIMEON		FORD-PEOPLE		50	0.21 %
ORENGO JAMES AGGREY		SOCIAL DEMOCRATIC PARTY OF KENYA		472	1.94 %
WAWERU DAVID NGETHIE		CHAMA CHA UMA PARTY		9	0.04 %
Total Votes Cast	24,623	Valid Votes	24,323	Registered Voters	32,910
Rejected Votes	300			Percent Voter Turnout	74.82 %

CONSTITUENCY:	146	KAJIADO SOUTH			
CANDIDATE'S NAME		POLITICAL PARTY		VOTES SCORED	% VOTES SCORED
KIENYATTA UHURU MUGAI		KENYA AFRICAN NATIONAL UNION		9,992	46.26 %
KIBAKI MWAI		NATIONAL RAINBOW COALITION		11,558	53.51 %
NYACHAE SIMEON		FORD-PEOPLE		38	0.18 %
ORENGO JAMES AGGREY		SOCIAL DEMOCRATIC PARTY OF KENYA		3	0.01 %
WAWERU DAVID NGETHIE		CHAMA CHA UMA PARTY		10	0.05 %
Total Votes Cast	21,831	Valid Votes	21,601	Registered Voters	35,811
Rejected Votes	230			Percent Voter Turnout	60.96 %

CONSTITUENCY:	147	BOMET			
CANDIDATE'S NAME		POLITICAL PARTY		VOTES SCORED	% VOTES SCORED
KIENYATTA UHURU MUGAI		KENYA AFRICAN NATIONAL UNION		22,599	59.01 %
KIBAKI MWAI		NATIONAL RAINBOW COALITION		5,059	13.21 %
NYACHAE SIMEON		FORD-PEOPLE		10,568	27.60 %
ORENGO JAMES AGGREY		SOCIAL DEMOCRATIC PARTY OF KENYA		46	0.12 %
WAWERU DAVID NGETHIE		CHAMA CHA UMA PARTY		24	0.06 %
Total Votes Cast	38,860	Valid Votes	38,296	Registered Voters	60,940
Rejected Votes	564			Percent Voter Turnout	63.77 %

CONSTITUENCY:	148	CHEPALUNGU			
CANDIDATE'S NAME		POLITICAL PARTY		VOTES SCORED	% VOTES SCORED
KIENYATTA UHURU MUGAI		KENYA AFRICAN NATIONAL UNION		17,236	62.21 %
KIBAKI MWAI		NATIONAL RAINBOW COALITION		9,585	34.60 %
NYACHAE SIMEON		FORD-PEOPLE		847	3.06 %
ORENGO JAMES AGGREY		SOCIAL DEMOCRATIC PARTY OF KENYA		13	0.05 %
WAWERU DAVID NGETHIE		CHAMA CHA UMA PARTY		24	0.09 %
Total Votes Cast	28,147	Valid Votes	27,705	Registered Voters	43,618
Rejected Votes	442			Percent Voter Turnout	64.53 %

CONSTITUENCY:	149	SOTIK			
CANDIDATE'S NAME		POLITICAL PARTY		VOTES SCORED	% VOTES SCORED
KIENYATTA UHURU MUGAI		KENYA AFRICAN NATIONAL UNION		20,795	66.51 %
KIBAKI MWAI		NATIONAL RAINBOW COALITION		8,649	27.66 %
NYACHAE SIMEON		FORD-PEOPLE		1,745	5.58 %
ORENGO JAMES AGGREY		SOCIAL DEMOCRATIC PARTY OF KENYA		53	0.17 %
WAWERU DAVID NGETHIE		CHAMA CHA UMA PARTY		29	0.09 %
Total Votes Cast	32,001	Valid Votes	31,271	Registered Voters	48,927
Rejected Votes	734			Percent Voter Turnout	65.41 %

CONSTITUENCY:	150	KONOIN			
CANDIDATE'S NAME		POLITICAL PARTY		VOTES SCORED	% VOTES SCORED
KIENYATTA UHURU MUGAI		KENYA AFRICAN NATIONAL UNION		15,063	66.64 %
KIBAKI MWAI		NATIONAL RAINBOW COALITION		7,095	31.39 %
NYACHAE SIMEON		FORD-PEOPLE		1,477	6.53 %
ORENGO JAMES AGGREY		SOCIAL DEMOCRATIC PARTY OF KENYA		210	0.93 %
WAWERU DAVID NGETHIE		CHAMA CHA UMA PARTY		25	0.11 %
Total Votes Cast	23,925	Valid Votes	23,870	Registered Voters	45,925
Rejected Votes	1,320			Percent Voter Turnout	52.10 %

CONSTITUENCY:	151	BURET			
CANDIDATE'S NAME		POLITICAL PARTY		VOTES SCORED	% VOTES SCORED
KIENYATTA UHURU MUGAI		KENYA AFRICAN NATIONAL UNION		17,791	62.25 %
KIBAKI MWAI		NATIONAL RAINBOW COALITION		10,417	36.45 %
NYACHAE SIMEON		FORD-PEOPLE		287	1.00 %
ORENGO JAMES AGGREY		SOCIAL DEMOCRATIC PARTY OF KENYA		55	0.19 %
WAWERU DAVID NGETHIE		CHAMA CHA UMA PARTY		28	0.10 %
Total Votes Cast	29,465	Valid Votes	28,578	Registered Voters	43,778
Rejected Votes	887			Percent Voter Turnout	67.31 %

CONSTITUENCY:	152	BELGUT			
CANDIDATE'S NAME		POLITICAL PARTY		VOTES SCORED	% VOTES SCORED
KIENYATTA UHURU MUGAI		KENYA AFRICAN NATIONAL UNION		24,591	70.81 %
KIBAKI MWAI		NATIONAL RAINBOW COALITION		7,232	20.82 %
NYACHAE SIMEON		FORD-PEOPLE		3,728	10.73 %

ORI NGO JAMES AGGRIY		SOCIAL DEMOCRATIC PARTY OF KENYA		106		0.31 %
WAWIRU DAVID NGI THH		CHAMA CHA UMA PARTY		38		0.11 %
<i>Total Votes Cast</i>	55,695	<i>Valid Votes</i>	55,695	<i>Registered Voters</i>		54,876
<i>Rejected Votes</i>	965			<i>Percent Voter Turnout</i>		65.05 %
CONSTITUENCY	153	AINAMOI				
CANDIDATE'S NAME		POLITICAL PARTY		VOTES SCORED		% VOTES SCORED
KINYATI UCHURU MUGAI		KENYA AMERICAN NATIONAL UNION		21,896		67.71 %
KIBAKI MWAI		NATIONAL RAINBOW COALITION		9,174		28.37 %
NYACHAI SIMION		FORD-PEOPLE		1,209		3.74 %
ORI NGO JAMES AGGRIY		SOCIAL DEMOCRATIC PARTY OF KENYA		34		0.11 %
WAWIRU DAVID NGI THH		CHAMA CHA UMA PARTY		24		0.07 %
<i>Total Votes Cast</i>	52,765	<i>Valid Votes</i>	52,337	<i>Registered Voters</i>		55,713
<i>Rejected Votes</i>	428			<i>Percent Voter Turnout</i>		58.81 %
CONSTITUENCY	154	KIPKELION				
CANDIDATE'S NAME		POLITICAL PARTY		VOTES SCORED		% VOTES SCORED
KINYATI UCHURU MUGAI		KENYA AMERICAN NATIONAL UNION		26,924		68.25 %
KIBAKI MWAI		NATIONAL RAINBOW COALITION		11,229		28.47 %
NYACHAI SIMION		FORD-PEOPLE		1,166		2.96 %
ORI NGO JAMES AGGRIY		SOCIAL DEMOCRATIC PARTY OF KENYA		96		0.24 %
WAWIRU DAVID NGI THH		CHAMA CHA UMA PARTY		33		0.08 %
<i>Total Votes Cast</i>	59,927	<i>Valid Votes</i>	59,448	<i>Registered Voters</i>		61,979
<i>Rejected Votes</i>	479			<i>Percent Voter Turnout</i>		64.42 %
CONSTITUENCY	155	MALAVA				
CANDIDATE'S NAME		POLITICAL PARTY		VOTES SCORED		% VOTES SCORED
KINYATI UCHURU MUGAI		KENYA AMERICAN NATIONAL UNION		7,280		20.10 %
KIBAKI MWAI		NATIONAL RAINBOW COALITION		28,242		77.98 %
NYACHAI SIMION		FORD-PEOPLE		361		1.00 %
ORI NGO JAMES AGGRIY		SOCIAL DEMOCRATIC PARTY OF KENYA		185		0.51 %
WAWIRU DAVID NGI THH		CHAMA CHA UMA PARTY		148		0.41 %
<i>Total Votes Cast</i>	57,602	<i>Valid Votes</i>	56,216	<i>Registered Voters</i>		64,468
<i>Rejected Votes</i>	1,386			<i>Percent Voter Turnout</i>		58.35 %
CONSTITUENCY	156	LUGARI				
CANDIDATE'S NAME		POLITICAL PARTY		VOTES SCORED		% VOTES SCORED
KINYATI UCHURU MUGAI		KENYA AMERICAN NATIONAL UNION		10,079		28.60 %
KIBAKI MWAI		NATIONAL RAINBOW COALITION		25,442		72.19 %
NYACHAI SIMION		FORD-PEOPLE		319		0.91 %
ORI NGO JAMES AGGRIY		SOCIAL DEMOCRATIC PARTY OF KENYA		80		0.23 %
WAWIRU DAVID NGI THH		CHAMA CHA UMA PARTY		85		0.24 %
<i>Total Votes Cast</i>	56,371	<i>Valid Votes</i>	56,005	<i>Registered Voters</i>		63,023
<i>Rejected Votes</i>	1,129			<i>Percent Voter Turnout</i>		57.71 %
CONSTITUENCY	157	MUMIAS				
CANDIDATE'S NAME		POLITICAL PARTY		VOTES SCORED		% VOTES SCORED
KINYATI UCHURU MUGAI		KENYA AMERICAN NATIONAL UNION		4,277		12.97 %
KIBAKI MWAI		NATIONAL RAINBOW COALITION		27,986		84.84 %
NYACHAI SIMION		FORD-PEOPLE		314		0.95 %
ORI NGO JAMES AGGRIY		SOCIAL DEMOCRATIC PARTY OF KENYA		387		1.17 %
WAWIRU DAVID NGI THH		CHAMA CHA UMA PARTY		80		0.24 %
<i>Total Votes Cast</i>	53,756	<i>Valid Votes</i>	53,044	<i>Registered Voters</i>		59,321
<i>Rejected Votes</i>	749			<i>Percent Voter Turnout</i>		56.87 %
CONSTITUENCY	158	MATUNGU				
CANDIDATE'S NAME		POLITICAL PARTY		VOTES SCORED		% VOTES SCORED
KINYATI UCHURU MUGAI		KENYA AMERICAN NATIONAL UNION		4,136		17.00 %
KIBAKI MWAI		NATIONAL RAINBOW COALITION		19,780		81.31 %
NYACHAI SIMION		FORD-PEOPLE		229		0.94 %
ORI NGO JAMES AGGRIY		SOCIAL DEMOCRATIC PARTY OF KENYA		45		0.18 %
WAWIRU DAVID NGI THH		CHAMA CHA UMA PARTY		82		0.34 %
<i>Total Votes Cast</i>	24,672	<i>Valid Votes</i>	24,272	<i>Registered Voters</i>		39,213
<i>Rejected Votes</i>	344			<i>Percent Voter Turnout</i>		62.92 %
CONSTITUENCY	159	LURAMBI				
CANDIDATE'S NAME		POLITICAL PARTY		VOTES SCORED		% VOTES SCORED
KINYATI UCHURU MUGAI		KENYA AMERICAN NATIONAL UNION		6,616		15.47 %
KIBAKI MWAI		NATIONAL RAINBOW COALITION		35,738		83.55 %
NYACHAI SIMION		FORD-PEOPLE		131		0.31 %
ORI NGO JAMES AGGRIY		SOCIAL DEMOCRATIC PARTY OF KENYA		514		1.20 %
WAWIRU DAVID NGI THH		CHAMA CHA UMA PARTY		76		0.18 %
<i>Total Votes Cast</i>	44,696	<i>Valid Votes</i>	43,075	<i>Registered Voters</i>		82,910
<i>Rejected Votes</i>	1,921			<i>Percent Voter Turnout</i>		55.91 %
CONSTITUENCY	160	SHINYALU				
CANDIDATE'S NAME		POLITICAL PARTY		VOTES SCORED		% VOTES SCORED
KINYATI UCHURU MUGAI		KENYA AMERICAN NATIONAL UNION		3,867		15.28 %
KIBAKI MWAI		NATIONAL RAINBOW COALITION		21,157		83.60 %
NYACHAI SIMION		FORD-PEOPLE		209		0.83 %

ORI NGO JAMES AGGRIY WAWIRU DAVID NGITHI <i>Total Votes Cast</i> <i>Rejected Votes</i>	25,306 0	SOCIAL DEMOCRATIC PARTY OF KENYA CHAMA CHA UMA PARTY <i>Valid Votes</i>	25,306	48 25 <i>Registered Voters</i> <i>Percent Voter Turnout</i>	0.19 % 0.10 % 50,151 50.46 %
---	-------------	---	--------	--	---------------------------------------

CONSTITUENCY CANDIDATE'S NAME	161	IKOLOMANI POLITICAL PARTY		VOTES SCORED	% VOTES SCORED
KI NYATI A UHURU MUGAI KIBAKI MWAI NYACHAI SIMION ORI NGO JAMES AGGRIY WAWIRU DAVID NGITHI <i>Total Votes Cast</i> <i>Rejected Votes</i>	18,533 577	KENYA AFRICAN NATIONAL UNION NATIONAL RAINBOW COALITION FORD-PEOPLE SOCIAL DEMOCRATIC PARTY OF KENYA CHAMA CHA UMA PARTY <i>Valid Votes</i>	17,930	3,504 14,153 113 135 25 <i>Registered Voters</i> <i>Percent Voter Turnout</i>	19.51 % 78.82 % 0.63 % 0.75 % 0.14 % 35,398 52.36 %

CONSTITUENCY CANDIDATE'S NAME	162	BUTERE POLITICAL PARTY		VOTES SCORED	% VOTES SCORED
KI NYATI A UHURU MUGAI KIBAKI MWAI NYACHAI SIMION ORI NGO JAMES AGGRIY WAWIRU DAVID NGITHI <i>Total Votes Cast</i> <i>Rejected Votes</i>	25,222 872	KENYA AFRICAN NATIONAL UNION NATIONAL RAINBOW COALITION FORD-PEOPLE SOCIAL DEMOCRATIC PARTY OF KENYA CHAMA CHA UMA PARTY <i>Valid Votes</i>	23,872	5,125 18,199 335 120 93 <i>Registered Voters</i> <i>Percent Voter Turnout</i>	21.05 % 74.74 % 1.38 % 0.49 % 0.38 % 42,485 59.37 %

CONSTITUENCY CANDIDATE'S NAME	163	KHWISERO POLITICAL PARTY		VOTES SCORED	% VOTES SCORED
KI NYATI A UHURU MUGAI KIBAKI MWAI NYACHAI SIMION ORI NGO JAMES AGGRIY WAWIRU DAVID NGITHI <i>Total Votes Cast</i> <i>Rejected Votes</i>	17,247 514	KENYA AFRICAN NATIONAL UNION NATIONAL RAINBOW COALITION FORD-PEOPLE SOCIAL DEMOCRATIC PARTY OF KENYA CHAMA CHA UMA PARTY <i>Valid Votes</i>	16,733	2,662 13,755 215 58 43 <i>Registered Voters</i> <i>Percent Voter Turnout</i>	15.91 % 82.20 % 1.28 % 0.35 % 0.26 % 32,923 52.39 %

CONSTITUENCY CANDIDATE'S NAME	164	EMUHAYA POLITICAL PARTY		VOTES SCORED	% VOTES SCORED
KI NYATI A UHURU MUGAI KIBAKI MWAI NYACHAI SIMION ORI NGO JAMES AGGRIY WAWIRU DAVID NGITHI <i>Total Votes Cast</i> <i>Rejected Votes</i>	33,123 3,603	KENYA AFRICAN NATIONAL UNION NATIONAL RAINBOW COALITION FORD-PEOPLE SOCIAL DEMOCRATIC PARTY OF KENYA CHAMA CHA UMA PARTY <i>Valid Votes</i>	29,520	5,248 23,563 431 151 127 <i>Registered Voters</i> <i>Percent Voter Turnout</i>	17.78 % 79.82 % 1.46 % 0.51 % 0.43 % 66,127 50.09 %

CONSTITUENCY CANDIDATE'S NAME	165	SABATIA POLITICAL PARTY		VOTES SCORED	% VOTES SCORED
KI NYATI A UHURU MUGAI KIBAKI MWAI NYACHAI SIMION ORI NGO JAMES AGGRIY WAWIRU DAVID NGITHI <i>Total Votes Cast</i> <i>Rejected Votes</i>	29,471 1,110	KENYA AFRICAN NATIONAL UNION NATIONAL RAINBOW COALITION FORD-PEOPLE SOCIAL DEMOCRATIC PARTY OF KENYA CHAMA CHA UMA PARTY <i>Valid Votes</i>	28,361	11,444 16,642 151 60 64 <i>Registered Voters</i> <i>Percent Voter Turnout</i>	40.35 % 58.68 % 0.53 % 0.21 % 0.23 % 52,531 56.10 %

CONSTITUENCY CANDIDATE'S NAME	166	VIHIGA POLITICAL PARTY		VOTES SCORED	% VOTES SCORED
KI NYATI A UHURU MUGAI KIBAKI MWAI NYACHAI SIMION ORI NGO JAMES AGGRIY WAWIRU DAVID NGITHI <i>Total Votes Cast</i> <i>Rejected Votes</i>	20,072 1,166	KENYA AFRICAN NATIONAL UNION NATIONAL RAINBOW COALITION FORD-PEOPLE SOCIAL DEMOCRATIC PARTY OF KENYA CHAMA CHA UMA PARTY <i>Valid Votes</i>	18,906	5,178 13,351 222 98 57 <i>Registered Voters</i> <i>Percent Voter Turnout</i>	27.39 % 70.62 % 1.17 % 0.52 % 0.30 % 35,784 56.09 %

CONSTITUENCY CANDIDATE'S NAME	167	HAMISI POLITICAL PARTY		VOTES SCORED	% VOTES SCORED
KI NYATI A UHURU MUGAI KIBAKI MWAI NYACHAI SIMION ORI NGO JAMES AGGRIY WAWIRU DAVID NGITHI <i>Total Votes Cast</i> <i>Rejected Votes</i>	30,416 1,077	KENYA AFRICAN NATIONAL UNION NATIONAL RAINBOW COALITION FORD-PEOPLE SOCIAL DEMOCRATIC PARTY OF KENYA CHAMA CHA UMA PARTY <i>Valid Votes</i>	29,167	6,500 21,475 933 129 110 <i>Registered Voters</i> <i>Percent Voter Turnout</i>	22.15 % 73.20 % 3.25 % 0.44 % 0.57 % 55,952 54.36 %

CONSTITUENCY CANDIDATE'S NAME	168	MT ELGON POLITICAL PARTY		VOTES SCORED	% VOTES SCORED
KI NYATI A UHURU MUGAI KIBAKI MWAI NYACHAI SIMION		KENYA AFRICAN NATIONAL UNION NATIONAL RAINBOW COALITION FORD-PEOPLE		19,262 7,820 358	69.50 % 28.22 % 2.01 %

ORENGO JAMES AGGREY		SOCIAL DEMOCRATIC PARTY OF KENYA		33	0.12 %
WAWERU DAVID NGETIHE		CHAMA CHA UMA PARTY		42	0.15 %
<i>Total Votes Cast</i>	28,292	<i>Valid Votes</i>	27,715	<i>Registered Voters</i>	44,031
<i>Rejected Votes</i>	577			<i>Percent Voter Turnout</i>	64.25 %
CONSTITUENCY:	169	KIMILILI			
CANDIDATE'S NAME		POLITICAL PARTY		VOTES SCORED	% VOTES SCORED
KENYATTA UHURU MUIGAI		KENYA AFRICAN NATIONAL UNION		3,449	9.50 %
KIBAKI MWAI		NATIONAL RAINBOW COALITION		32,211	88.68 %
NYACHAE SIMEON		FORD-PEOPLE		501	1.38 %
ORENGO JAMES AGGREY		SOCIAL DEMOCRATIC PARTY OF KENYA		44	0.12 %
WAWERU DAVID NGETIHE		CHAMA CHA UMA PARTY		119	0.33 %
<i>Total Votes Cast</i>	37,212	<i>Valid Votes</i>	36,324	<i>Registered Voters</i>	66,964
<i>Rejected Votes</i>	888			<i>Percent Voter Turnout</i>	55.57 %
CONSTITUENCY:	170	WEBUYE			
CANDIDATE'S NAME		POLITICAL PARTY		VOTES SCORED	% VOTES SCORED
KENYATTA UHURU MUIGAI		KENYA AFRICAN NATIONAL UNION		2,708	8.07 %
KIBAKI MWAI		NATIONAL RAINBOW COALITION		27,671	82.42 %
NYACHAE SIMEON		FORD-PEOPLE		889	2.65 %
ORENGO JAMES AGGREY		SOCIAL DEMOCRATIC PARTY OF KENYA		57	0.17 %
WAWERU DAVID NGETIHE		CHAMA CHA UMA PARTY		134	0.40 %
<i>Total Votes Cast</i>	34,723	<i>Valid Votes</i>	31,459	<i>Registered Voters</i>	58,365
<i>Rejected Votes</i>	1,148			<i>Percent Voter Turnout</i>	59.49 %
CONSTITUENCY:	171	SIRISIA			
CANDIDATE'S NAME		POLITICAL PARTY		VOTES SCORED	% VOTES SCORED
KENYATTA UHURU MUIGAI		KENYA AFRICAN NATIONAL UNION		4,457	12.20 %
KIBAKI MWAI		NATIONAL RAINBOW COALITION		31,667	86.66 %
NYACHAE SIMEON		FORD-PEOPLE		267	0.73 %
ORENGO JAMES AGGREY		SOCIAL DEMOCRATIC PARTY OF KENYA		62	0.17 %
WAWERU DAVID NGETIHE		CHAMA CHA UMA PARTY		89	0.24 %
<i>Total Votes Cast</i>	37,335	<i>Valid Votes</i>	36,542	<i>Registered Voters</i>	58,259
<i>Rejected Votes</i>	793			<i>Percent Voter Turnout</i>	64.08 %
CONSTITUENCY:	172	KANDUYI			
CANDIDATE'S NAME		POLITICAL PARTY		VOTES SCORED	% VOTES SCORED
KENYATTA UHURU MUIGAI		KENYA AFRICAN NATIONAL UNION		1,713	7.64 %
KIBAKI MWAI		NATIONAL RAINBOW COALITION		20,030	89.33 %
NYACHAE SIMEON		FORD-PEOPLE		593	2.64 %
ORENGO JAMES AGGREY		SOCIAL DEMOCRATIC PARTY OF KENYA		30	0.13 %
WAWERU DAVID NGETIHE		CHAMA CHA UMA PARTY		56	0.25 %
<i>Total Votes Cast</i>	22,788	<i>Valid Votes</i>	22,422	<i>Registered Voters</i>	45,145
<i>Rejected Votes</i>	366			<i>Percent Voter Turnout</i>	50.48 %
CONSTITUENCY:	173	BUMULA			
CANDIDATE'S NAME		POLITICAL PARTY		VOTES SCORED	% VOTES SCORED
KENYATTA UHURU MUIGAI		KENYA AFRICAN NATIONAL UNION		1,446	4.33 %
KIBAKI MWAI		NATIONAL RAINBOW COALITION		24,503	73.39 %
NYACHAE SIMEON		FORD-PEOPLE		126	0.38 %
ORENGO JAMES AGGREY		SOCIAL DEMOCRATIC PARTY OF KENYA		79	0.24 %
WAWERU DAVID NGETIHE		CHAMA CHA UMA PARTY		69	0.21 %
<i>Total Votes Cast</i>	33,776	<i>Valid Votes</i>	26,223	<i>Registered Voters</i>	45,683
<i>Rejected Votes</i>	389			<i>Percent Voter Turnout</i>	73.94 %
CONSTITUENCY:	174	AMAGORO			
CANDIDATE'S NAME		POLITICAL PARTY		VOTES SCORED	% VOTES SCORED
KENYATTA UHURU MUIGAI		KENYA AFRICAN NATIONAL UNION		15,370	42.58 %
KIBAKI MWAI		NATIONAL RAINBOW COALITION		19,408	53.77 %
NYACHAE SIMEON		FORD-PEOPLE		1,209	3.35 %
ORENGO JAMES AGGREY		SOCIAL DEMOCRATIC PARTY OF KENYA		64	0.18 %
WAWERU DAVID NGETIHE		CHAMA CHA UMA PARTY		44	0.12 %
<i>Total Votes Cast</i>	37,193	<i>Valid Votes</i>	36,095	<i>Registered Voters</i>	61,688
<i>Rejected Votes</i>	1,098			<i>Percent Voter Turnout</i>	60.29 %
CONSTITUENCY:	175	NAMBALE			
CANDIDATE'S NAME		POLITICAL PARTY		VOTES SCORED	% VOTES SCORED
KENYATTA UHURU MUIGAI		KENYA AFRICAN NATIONAL UNION		11,493	34.90 %
KIBAKI MWAI		NATIONAL RAINBOW COALITION		20,763	63.04 %
NYACHAE SIMEON		FORD-PEOPLE		443	1.35 %
ORENGO JAMES AGGREY		SOCIAL DEMOCRATIC PARTY OF KENYA		128	0.39 %
WAWERU DAVID NGETIHE		CHAMA CHA UMA PARTY		107	0.32 %
<i>Total Votes Cast</i>	34,237	<i>Valid Votes</i>	32,934	<i>Registered Voters</i>	55,169
<i>Rejected Votes</i>	1,303			<i>Percent Voter Turnout</i>	62.06 %
CONSTITUENCY:	176	BUTULA			
CANDIDATE'S NAME		POLITICAL PARTY		VOTES SCORED	% VOTES SCORED
KENYATTA UHURU MUIGAI		KENYA AFRICAN NATIONAL UNION		1,932	10.38 %
KIBAKI MWAI		NATIONAL RAINBOW COALITION		16,313	87.61 %
NYACHAE SIMEON		FORD-PEOPLE		291	1.56 %

ORENGO JAMES AGGRIEY	SOCIAL DEMOCRATIC PARTY OF KENYA	126	0.68 %
WAWERU DAVID NGETHI	CHAMA CHA UMA PARTY	64	0.34 %
<i>Total Votes Cast</i>	<i>Valid Votes</i>		
18,922	18,726		
<i>Rejected Votes</i>		<i>Registered Voters</i>	33,136
303		<i>Percent Voter Turnout</i>	57.10 %

CONSTITUENCY: 177 FUNYULA

CANDIDATE'S NAME	POLITICAL PARTY	VOTES SCORED	% VOTES SCORED
KENYA AFRICAN NATIONAL UNION		3,321	17.61 %
NATIONAL RAINBOW COALITION		15,144	80.32 %
FORD-PEOPLE		106	0.56 %
SOCIAL DEMOCRATIC PARTY OF KENYA		250	1.33 %
CHAMA CHA UMA PARTY		34	0.18 %
<i>Total Votes Cast</i>	<i>Valid Votes</i>	<i>Registered Voters</i>	29,760
19,191	18,855	<i>Percent Voter Turnout</i>	64.49 %
<i>Rejected Votes</i>			
336			

CONSTITUENCY: 178 BUDALANGI

CANDIDATE'S NAME	POLITICAL PARTY	VOTES SCORED	% VOTES SCORED
KENYA AFRICAN NATIONAL UNION		2,034	13.44 %
NATIONAL RAINBOW COALITION		11,986	79.20 %
FORD-PEOPLE		107	0.71 %
SOCIAL DEMOCRATIC PARTY OF KENYA		369	3.76 %
CHAMA CHA UMA PARTY		52	0.34 %
<i>Total Votes Cast</i>	<i>Valid Votes</i>	<i>Registered Voters</i>	23,618
15,381	14,748	<i>Percent Voter Turnout</i>	65.12 %
<i>Rejected Votes</i>			
248			

CONSTITUENCY: 179 UGENYA

CANDIDATE'S NAME	POLITICAL PARTY	VOTES SCORED	% VOTES SCORED
KENYA AFRICAN NATIONAL UNION		448	1.41 %
NATIONAL RAINBOW COALITION		26,955	84.96 %
FORD-PEOPLE		134	0.42 %
SOCIAL DEMOCRATIC PARTY OF KENYA		4,140	13.05 %
CHAMA CHA UMA PARTY		48	0.15 %
<i>Total Votes Cast</i>	<i>Valid Votes</i>	<i>Registered Voters</i>	66,148
32,496	31,725	<i>Percent Voter Turnout</i>	49.13 %
<i>Rejected Votes</i>			
771			

CONSTITUENCY: 180 ALEGO

CANDIDATE'S NAME	POLITICAL PARTY	VOTES SCORED	% VOTES SCORED
KENYA AFRICAN NATIONAL UNION		591	1.84 %
NATIONAL RAINBOW COALITION		31,569	98.51 %
FORD-PEOPLE		164	0.51 %
SOCIAL DEMOCRATIC PARTY OF KENYA		197	0.61 %
CHAMA CHA UMA PARTY		66	0.21 %
<i>Total Votes Cast</i>	<i>Valid Votes</i>	<i>Registered Voters</i>	65,344
32,549	32,587	<i>Percent Voter Turnout</i>	49.81 %
<i>Rejected Votes</i>			
503			

CONSTITUENCY: 181 GEM

CANDIDATE'S NAME	POLITICAL PARTY	VOTES SCORED	% VOTES SCORED
KENYA AFRICAN NATIONAL UNION		520	2.20 %
NATIONAL RAINBOW COALITION		22,484	95.30 %
FORD-PEOPLE		229	0.97 %
SOCIAL DEMOCRATIC PARTY OF KENYA		324	1.37 %
CHAMA CHA UMA PARTY		37	0.16 %
<i>Total Votes Cast</i>	<i>Valid Votes</i>	<i>Registered Voters</i>	50,215
24,213	23,594	<i>Percent Voter Turnout</i>	48.22 %
<i>Rejected Votes</i>			
619			

CONSTITUENCY: 182 BONDO

CANDIDATE'S NAME	POLITICAL PARTY	VOTES SCORED	% VOTES SCORED
KENYA AFRICAN NATIONAL UNION		776	3.21 %
NATIONAL RAINBOW COALITION		23,105	95.71 %
FORD-PEOPLE		64	0.27 %
SOCIAL DEMOCRATIC PARTY OF KENYA		179	0.74 %
CHAMA CHA UMA PARTY		16	0.07 %
<i>Total Votes Cast</i>	<i>Valid Votes</i>	<i>Registered Voters</i>	44,460
24,301	24,140	<i>Percent Voter Turnout</i>	54.66 %
<i>Rejected Votes</i>			
161			

CONSTITUENCY: 183 RARIEDA

CANDIDATE'S NAME	POLITICAL PARTY	VOTES SCORED	% VOTES SCORED
KENYA AFRICAN NATIONAL UNION		473	2.06 %
NATIONAL RAINBOW COALITION		22,081	96.25 %
FORD-PEOPLE		64	0.28 %
SOCIAL DEMOCRATIC PARTY OF KENYA		310	1.35 %
CHAMA CHA UMA PARTY		28	0.12 %
<i>Total Votes Cast</i>	<i>Valid Votes</i>	<i>Registered Voters</i>	39,720
23,178	22,956	<i>Percent Voter Turnout</i>	58.35 %
<i>Rejected Votes</i>			
236			

CONSTITUENCY: 184 KISUMU TOWN EAST

CANDIDATE'S NAME	POLITICAL PARTY	VOTES SCORED	% VOTES SCORED
KENYA AFRICAN NATIONAL UNION		748	3.58 %
NATIONAL RAINBOW COALITION		19,687	94.32 %
FORD-PEOPLE		191	0.92 %

ORENGO JAMES AGGREY WAWERU DAVID NGETHIHE <i>Total Votes Cast</i> <i>Rejected Votes</i>	21,193 321	SOCIAL DEMOCRATIC PARTY OF KENYA CHAMA CHA UMA PARTY <i>Valid Votes</i>	20,872	221 25 <i>Registered Voters</i> <i>Percent Voter Turnout</i>	1.06 % 0.12 % 41,021 51.66 %
CONSTITUENCY: CANDIDATE'S NAME	185 KISUMU TOWN WEST	POLITICAL PARTY		VOTES SCORED	% VOTES SCORED
KENYATTA UHURU MUIGAI KIBAKI MWAI NYACHAE SIMEON ORENGO JAMES AGGREY WAWERU DAVID NGETHIHE <i>Total Votes Cast</i> <i>Rejected Votes</i>	30,138 487	KENYA AFRICAN NATIONAL UNION NATIONAL RAINBOW COALITION FORD-PEOPLE SOCIAL DEMOCRATIC PARTY OF KENYA CHAMA CHA UMA PARTY <i>Valid Votes</i>	30,138	1,765 27,667 392 295 19 <i>Registered Voters</i> <i>Percent Voter Turnout</i>	5.95 % 93.31 % 1.32 % 0.99 % 0.06 % 67,341 44.75 %
CONSTITUENCY: CANDIDATE'S NAME	186 KISUMU RURAL	POLITICAL PARTY		VOTES SCORED	% VOTES SCORED
KENYATTA UHURU MUIGAI KIBAKI MWAI NYACHAE SIMEON ORENGO JAMES AGGREY WAWERU DAVID NGETHIHE <i>Total Votes Cast</i> <i>Rejected Votes</i>	23,123 218	KENYA AFRICAN NATIONAL UNION NATIONAL RAINBOW COALITION FORD-PEOPLE SOCIAL DEMOCRATIC PARTY OF KENYA CHAMA CHA UMA PARTY <i>Valid Votes</i>	22,905	629 22,054 64 147 11 <i>Registered Voters</i> <i>Percent Voter Turnout</i>	2.75 % 96.28 % 0.28 % 0.64 % 0.05 % 41,850 55.25 %
CONSTITUENCY: CANDIDATE'S NAME	187 NYANDO	POLITICAL PARTY		VOTES SCORED	% VOTES SCORED
KENYATTA UHURU MUIGAI KIBAKI MWAI NYACHAE SIMEON ORENGO JAMES AGGREY WAWERU DAVID NGETHIHE <i>Total Votes Cast</i> <i>Rejected Votes</i>	25,933 204	KENYA AFRICAN NATIONAL UNION NATIONAL RAINBOW COALITION FORD-PEOPLE SOCIAL DEMOCRATIC PARTY OF KENYA CHAMA CHA UMA PARTY <i>Valid Votes</i>	25,729	236 25,196 65 222 10 <i>Registered Voters</i> <i>Percent Voter Turnout</i>	0.92 % 97.93 % 0.25 % 0.86 % 0.04 % 42,708 60.72 %
CONSTITUENCY: CANDIDATE'S NAME	188 MUHORONI	POLITICAL PARTY		VOTES SCORED	% VOTES SCORED
KENYATTA UHURU MUIGAI KIBAKI MWAI NYACHAE SIMEON ORENGO JAMES AGGREY WAWERU DAVID NGETHIHE <i>Total Votes Cast</i> <i>Rejected Votes</i>	25,590 258	KENYA AFRICAN NATIONAL UNION NATIONAL RAINBOW COALITION FORD-PEOPLE SOCIAL DEMOCRATIC PARTY OF KENYA CHAMA CHA UMA PARTY <i>Valid Votes</i>	25,332	874 24,078 120 253 7 <i>Registered Voters</i> <i>Percent Voter Turnout</i>	3.45 % 95.05 % 0.47 % 1.00 % 0.03 % 47,324 54.07 %
CONSTITUENCY: CANDIDATE'S NAME	189 NYAKACH	POLITICAL PARTY		VOTES SCORED	% VOTES SCORED
KENYATTA UHURU MUIGAI KIBAKI MWAI NYACHAE SIMEON ORENGO JAMES AGGREY WAWERU DAVID NGETHIHE <i>Total Votes Cast</i> <i>Rejected Votes</i>	25,471 499	KENYA AFRICAN NATIONAL UNION NATIONAL RAINBOW COALITION FORD-PEOPLE SOCIAL DEMOCRATIC PARTY OF KENYA CHAMA CHA UMA PARTY <i>Valid Votes</i>	24,972	296 24,423 120 114 19 <i>Registered Voters</i> <i>Percent Voter Turnout</i>	1.19 % 97.80 % 0.48 % 0.46 % 0.08 % 45,974 57.92 %
CONSTITUENCY: CANDIDATE'S NAME	190 KASIPUL-KABONDO	POLITICAL PARTY		VOTES SCORED	% VOTES SCORED
KENYATTA UHURU MUIGAI KIBAKI MWAI NYACHAE SIMEON ORENGO JAMES AGGREY WAWERU DAVID NGETHIHE <i>Total Votes Cast</i> <i>Rejected Votes</i>	35,839 116	KENYA AFRICAN NATIONAL UNION NATIONAL RAINBOW COALITION FORD-PEOPLE SOCIAL DEMOCRATIC PARTY OF KENYA CHAMA CHA UMA PARTY <i>Valid Votes</i>	35,723	239 34,946 110 410 18 <i>Registered Voters</i> <i>Percent Voter Turnout</i>	0.67 % 97.82 % 0.31 % 1.15 % 0.05 % 61,291 58.47 %
CONSTITUENCY: CANDIDATE'S NAME	191 KARACHUONYO	POLITICAL PARTY		VOTES SCORED	% VOTES SCORED
KENYATTA UHURU MUIGAI KIBAKI MWAI NYACHAE SIMEON ORENGO JAMES AGGREY WAWERU DAVID NGETHIHE <i>Total Votes Cast</i> <i>Rejected Votes</i>	43,935 1,036	KENYA AFRICAN NATIONAL UNION NATIONAL RAINBOW COALITION FORD-PEOPLE SOCIAL DEMOCRATIC PARTY OF KENYA CHAMA CHA UMA PARTY <i>Valid Votes</i>	29,230	677 27,996 259 251 47 <i>Registered Voters</i> <i>Percent Voter Turnout</i>	1.58 % 65.26 % 0.60 % 0.59 % 0.11 % 50,336 87.28 %
CONSTITUENCY: CANDIDATE'S NAME	192 RANGWE	POLITICAL PARTY		VOTES SCORED	% VOTES SCORED
KENYATTA UHURU MUIGAI KIBAKI MWAI NYACHAE SIMEON		KENYA AFRICAN NATIONAL UNION NATIONAL RAINBOW COALITION FORD-PEOPLE		1,635 27,157 246	5.09 % 84.58 % 0.77 %

ORINGO JAMES AGGRIEY	SOCIAL DEMOCRATIC PARTY OF KENYA	346	1.08 %
WAWERU DAVID NGETHI	CHAMA CHA UMA PARTY	33	0.10 %
<i>Total Votes Cast</i>	<i>Valid Votes</i>		
32,523	29,417	<i>Registered Voters</i>	58,750
<i>Rejected Votes</i>		<i>Percent Voter Turnout</i>	55.36 %
415			

CONSTITUENCY: 193 NDHIWA

CANDIDATE'S NAME	POLITICAL PARTY	VOTES SCORED	% VOTES SCORED
------------------	-----------------	--------------	----------------

KENYATTA UHURU MUGAI	KENYA AFRICAN NATIONAL UNION	665	2.54 %
KIBAKI MWAI	NATIONAL RAINBOW COALITION	25,302	96.69 %
NYACHIAI SIMEON	FORD-PEOPLE	78	0.30 %
ORINGO JAMES AGGRIEY	SOCIAL DEMOCRATIC PARTY OF KENYA	109	0.42 %
WAWERU DAVID NGETHI	CHAMA CHA UMA PARTY	15	0.06 %
<i>Total Votes Cast</i>	<i>Valid Votes</i>		
26,472	26,169	<i>Registered Voters</i>	49,062
<i>Rejected Votes</i>		<i>Percent Voter Turnout</i>	53.96 %
303			

CONSTITUENCY: 194 RONGO

CANDIDATE'S NAME	POLITICAL PARTY	VOTES SCORED	% VOTES SCORED
------------------	-----------------	--------------	----------------

KENYATTA UHURU MUGAI	KENYA AFRICAN NATIONAL UNION	3,658	11.87 %
KIBAKI MWAI	NATIONAL RAINBOW COALITION	26,555	86.16 %
NYACHIAI SIMEON	FORD-PEOPLE	194	0.63 %
ORINGO JAMES AGGRIEY	SOCIAL DEMOCRATIC PARTY OF KENYA	372	1.21 %
WAWERU DAVID NGETHI	CHAMA CHA UMA PARTY	42	0.14 %
<i>Total Votes Cast</i>	<i>Valid Votes</i>		
31,197	30,821	<i>Registered Voters</i>	55,967
<i>Rejected Votes</i>		<i>Percent Voter Turnout</i>	55.74 %
376			

CONSTITUENCY: 195 MIGORI

CANDIDATE'S NAME	POLITICAL PARTY	VOTES SCORED	% VOTES SCORED
------------------	-----------------	--------------	----------------

KENYATTA UHURU MUGAI	KENYA AFRICAN NATIONAL UNION	2,273	8.32 %
KIBAKI MWAI	NATIONAL RAINBOW COALITION	24,556	89.88 %
NYACHIAI SIMEON	FORD-PEOPLE	312	1.14 %
ORINGO JAMES AGGRIEY	SOCIAL DEMOCRATIC PARTY OF KENYA	159	0.58 %
WAWERU DAVID NGETHI	CHAMA CHA UMA PARTY	20	0.07 %
<i>Total Votes Cast</i>	<i>Valid Votes</i>		
27,730	27,320	<i>Registered Voters</i>	50,092
<i>Rejected Votes</i>		<i>Percent Voter Turnout</i>	55.36 %
410			

CONSTITUENCY: 196 URURI

CANDIDATE'S NAME	POLITICAL PARTY	VOTES SCORED	% VOTES SCORED
------------------	-----------------	--------------	----------------

KENYATTA UHURU MUGAI	KENYA AFRICAN NATIONAL UNION	2,330	7.66 %
KIBAKI MWAI	NATIONAL RAINBOW COALITION	15,781	51.91 %
NYACHIAI SIMEON	FORD-PEOPLE	89	2.28 %
ORINGO JAMES AGGRIEY	SOCIAL DEMOCRATIC PARTY OF KENYA	70	23.03 %
WAWERU DAVID NGETHI	CHAMA CHA UMA PARTY	34	11.18 %
<i>Total Votes Cast</i>	<i>Valid Votes</i>		
18,608	18,304	<i>Registered Voters</i>	31,847
<i>Rejected Votes</i>		<i>Percent Voter Turnout</i>	58.43 %
18,304			

CONSTITUENCY: 197 NYATIKE

CANDIDATE'S NAME	POLITICAL PARTY	VOTES SCORED	% VOTES SCORED
------------------	-----------------	--------------	----------------

KENYATTA UHURU MUGAI	KENYA AFRICAN NATIONAL UNION	1,184	4.77 %
KIBAKI MWAI	NATIONAL RAINBOW COALITION	23,355	94.17 %
NYACHIAI SIMEON	FORD-PEOPLE	71	0.29 %
ORINGO JAMES AGGRIEY	SOCIAL DEMOCRATIC PARTY OF KENYA	181	0.73 %
WAWERU DAVID NGETHI	CHAMA CHA UMA PARTY	10	0.04 %
<i>Total Votes Cast</i>	<i>Valid Votes</i>		
25,037	24,801	<i>Registered Voters</i>	41,373
<i>Rejected Votes</i>		<i>Percent Voter Turnout</i>	60.52 %
236			

CONSTITUENCY: 198 MBITA

CANDIDATE'S NAME	POLITICAL PARTY	VOTES SCORED	% VOTES SCORED
------------------	-----------------	--------------	----------------

KENYATTA UHURU MUGAI	KENYA AFRICAN NATIONAL UNION	329	2.14 %
KIBAKI MWAI	NATIONAL RAINBOW COALITION	14,877	96.92 %
NYACHIAI SIMEON	FORD-PEOPLE	95	0.62 %
ORINGO JAMES AGGRIEY	SOCIAL DEMOCRATIC PARTY OF KENYA	39	0.25 %
WAWERU DAVID NGETHI	CHAMA CHA UMA PARTY	10	0.07 %
<i>Total Votes Cast</i>	<i>Valid Votes</i>		
15,567	15,350	<i>Registered Voters</i>	29,345
<i>Rejected Votes</i>		<i>Percent Voter Turnout</i>	53.05 %
217			

CONSTITUENCY: 199 GWASSI

CANDIDATE'S NAME	POLITICAL PARTY	VOTES SCORED	% VOTES SCORED
------------------	-----------------	--------------	----------------

KENYATTA UHURU MUGAI	KENYA AFRICAN NATIONAL UNION	169	1.13 %
KIBAKI MWAI	NATIONAL RAINBOW COALITION	14,281	95.85 %
NYACHIAI SIMEON	FORD-PEOPLE	316	2.12 %
ORINGO JAMES AGGRIEY	SOCIAL DEMOCRATIC PARTY OF KENYA	106	0.71 %
WAWERU DAVID NGETHI	CHAMA CHA UMA PARTY	20	0.13 %
<i>Total Votes Cast</i>	<i>Valid Votes</i>		
15,156	14,892	<i>Registered Voters</i>	26,464
<i>Rejected Votes</i>		<i>Percent Voter Turnout</i>	57.27 %
257			

CONSTITUENCY: 200 KURIA

CANDIDATE'S NAME	POLITICAL PARTY	VOTES SCORED	% VOTES SCORED
------------------	-----------------	--------------	----------------

KENYATTA UHURU MUGAI	KENYA AFRICAN NATIONAL UNION	19,387	76.21 %
KIBAKI MWAI	NATIONAL RAINBOW COALITION	4,735	18.61 %
NYACHIAI SIMEON	FORD-PEOPLE	1,247	4.90 %

ORI NGO JAMI S AGGRI Y		SOCIAL DEMOCRATIC PARTY OF KENYA		51		0.20 %
WAWIRU DAVID NGI THH		CHAMA CHA UMA PARTY		20		0.08 %
<i>Total Votes Cast</i>	26,035	<i>Valid Votes</i>	25,440	<i>Registered Voters</i>		41,044
<i>Rejected Votes</i>	595			<i>Percent Voter Turnout</i>		63.43 %

CONSTITUENCY	201	BONCHARI				
CANDIDATE'S NAME		POLITICAL PARTY		VOTES SCORED		% VOTES SCORED
KI NYA I T A U H U R U M U I G A I		KENYA AMERICAN NATIONAL UNION		1,445		8.00 %
KI B A K I M W A I		NATIONAL RAINBOW COALITION		642		3.55 %
NY A C H A I S I M I O N		LORD PEOPLES		15,765		87.24 %
ORI NGO JAMI S AGGRI Y		SOCIAL DEMOCRATIC PARTY OF KENYA		27		0.15 %
WAWIRU DAVID NGI THH		CHAMA CHA UMA PARTY		14		0.08 %
<i>Total Votes Cast</i>	18,391	<i>Valid Votes</i>	17,893	<i>Registered Voters</i>		31,544
<i>Rejected Votes</i>	320			<i>Percent Voter Turnout</i>		58.30 %

CONSTITUENCY	202	SOUTH MUGIRANGO				
CANDIDATE'S NAME		POLITICAL PARTY		VOTES SCORED		% VOTES SCORED
KI NYA I T A U H U R U M U I G A I		KENYA AMERICAN NATIONAL UNION		2,503		9.01 %
KI B A K I M W A I		NATIONAL RAINBOW COALITION		757		2.72 %
NY A C H A I S I M I O N		LORD PEOPLES		24,449		87.87 %
ORI NGO JAMI S AGGRI Y		SOCIAL DEMOCRATIC PARTY OF KENYA		85		0.31 %
WAWIRU DAVID NGI THH		CHAMA CHA UMA PARTY		26		0.09 %
<i>Total Votes Cast</i>	28,260	<i>Valid Votes</i>	27,790	<i>Registered Voters</i>		42,645
<i>Rejected Votes</i>	470			<i>Percent Voter Turnout</i>		66.27 %

CONSTITUENCY	203	BOMACHOGE				
CANDIDATE'S NAME		POLITICAL PARTY		VOTES SCORED		% VOTES SCORED
KI NYA I T A U H U R U M U I G A I		KENYA AMERICAN NATIONAL UNION		698		2.04 %
KI B A K I M W A I		NATIONAL RAINBOW COALITION		1,063		3.11 %
NY A C H A I S I M I O N		LORD PEOPLES		32,040		93.75 %
ORI NGO JAMI S AGGRI Y		SOCIAL DEMOCRATIC PARTY OF KENYA		284		0.83 %
WAWIRU DAVID NGI THH		CHAMA CHA UMA PARTY		91		0.27 %
<i>Total Votes Cast</i>	34,632	<i>Valid Votes</i>	34,176	<i>Registered Voters</i>		53,607
<i>Rejected Votes</i>	456			<i>Percent Voter Turnout</i>		64.50 %

CONSTITUENCY	204	BOBASI				
CANDIDATE'S NAME		POLITICAL PARTY		VOTES SCORED		% VOTES SCORED
KI NYA I T A U H U R U M U I G A I		KENYA AMERICAN NATIONAL UNION		3,684		15.45 %
KI B A K I M W A I		NATIONAL RAINBOW COALITION		1,122		3.05 %
NY A C H A I S I M I O N		LORD PEOPLES		27,907		75.86 %
ORI NGO JAMI S AGGRI Y		SOCIAL DEMOCRATIC PARTY OF KENYA		233		0.63 %
WAWIRU DAVID NGI THH		CHAMA CHA UMA PARTY		42		0.11 %
<i>Total Votes Cast</i>	37,696	<i>Valid Votes</i>	34,988	<i>Registered Voters</i>		58,672
<i>Rejected Votes</i>	910			<i>Percent Voter Turnout</i>		64.25 %

CONSTITUENCY	205	NYARIBARI MASABA				
CANDIDATE'S NAME		POLITICAL PARTY		VOTES SCORED		% VOTES SCORED
KI NYA I T A U H U R U M U I G A I		KENYA AMERICAN NATIONAL UNION		4,058		16.46 %
KI B A K I M W A I		NATIONAL RAINBOW COALITION		946		3.84 %
NY A C H A I S I M I O N		LORD PEOPLES		19,506		79.10 %
ORI NGO JAMI S AGGRI Y		SOCIAL DEMOCRATIC PARTY OF KENYA		119		0.48 %
WAWIRU DAVID NGI THH		CHAMA CHA UMA PARTY		31		0.15 %
<i>Total Votes Cast</i>	25,487	<i>Valid Votes</i>	24,660	<i>Registered Voters</i>		42,650
<i>Rejected Votes</i>	826			<i>Percent Voter Turnout</i>		59.76 %

CONSTITUENCY	206	NYARIBARI CHACHE				
CANDIDATE'S NAME		POLITICAL PARTY		VOTES SCORED		% VOTES SCORED
KI NYA I T A U H U R U M U I G A I		KENYA AMERICAN NATIONAL UNION		1,012		3.66 %
KI B A K I M W A I		NATIONAL RAINBOW COALITION		1,225		4.43 %
NY A C H A I S I M I O N		LORD PEOPLES		23,291		91.40 %
ORI NGO JAMI S AGGRI Y		SOCIAL DEMOCRATIC PARTY OF KENYA		112		0.40 %
WAWIRU DAVID NGI THH		CHAMA CHA UMA PARTY		32		0.12 %
<i>Total Votes Cast</i>	28,295	<i>Valid Votes</i>	27,672	<i>Registered Voters</i>		47,108
<i>Rejected Votes</i>	623			<i>Percent Voter Turnout</i>		60.06 %

CONSTITUENCY	207	KITUTU CHACHE				
CANDIDATE'S NAME		POLITICAL PARTY		VOTES SCORED		% VOTES SCORED
KI NYA I T A U H U R U M U I G A I		KENYA AMERICAN NATIONAL UNION		4,777		14.12 %
KI B A K I M W A I		NATIONAL RAINBOW COALITION		2,201		6.51 %
NY A C H A I S I M I O N		LORD PEOPLES		26,716		78.99 %
ORI NGO JAMI S AGGRI Y		SOCIAL DEMOCRATIC PARTY OF KENYA		91		0.27 %
WAWIRU DAVID NGI THH		CHAMA CHA UMA PARTY		38		0.11 %
<i>Total Votes Cast</i>	35,046	<i>Valid Votes</i>	33,823	<i>Registered Voters</i>		62,040
<i>Rejected Votes</i>	1,223			<i>Percent Voter Turnout</i>		56.49 %

CONSTITUENCY	208	KITUTU MASABA				
CANDIDATE'S NAME		POLITICAL PARTY		VOTES SCORED		% VOTES SCORED
KI NYA I T A U H U R U M U I G A I		KENYA AMERICAN NATIONAL UNION		677		1.82 %
KI B A K I M W A I		NATIONAL RAINBOW COALITION		886		2.38 %
NY A C H A I S I M I O N		LORD PEOPLES		34,938		93.73 %

ORINGO JAMES AGGREY		SOCIAL DEMOCRATIC PARTY OF KENYA		246	0.66 %
WAWERU DAVID NGITHI		CHAMA CHA UMA PARTY		69	0.19 %
<i>Total Votes Cast</i>	37,736	<i>Valid Votes</i>	36,816	<i>Registered Voters</i>	39,541
<i>Rejected Votes</i>	460			<i>Percent Voter Turnout</i>	63.38 %

CONSTITUENCY:	209	WEST MUGIRANGO			
CANDIDATE'S NAME		POLITICAL PARTY		VOTES SCORED	% VOTES SCORED
KENYATTA UHURU MUGAI		KENYA AFRICAN NATIONAL UNION		1,125	3.75 %
KIBAKI MWAI		NATIONAL RAINBOW COALITION		945	3.15 %
NYACHAI SIMEON		FORD-PEOPLE		27,821	92.65 %
ORINGO JAMES AGGREY		SOCIAL DEMOCRATIC PARTY OF KENYA		81	0.27 %
WAWERU DAVID NGITHI		CHAMA CHA UMA PARTY		51	0.17 %
<i>Total Votes Cast</i>	31,028	<i>Valid Votes</i>	30,023	<i>Registered Voters</i>	49,785
<i>Rejected Votes</i>	999			<i>Percent Voter Turnout</i>	62.32 %

CONSTITUENCY:	210	NORTH MUGIRANGO BORABU			
CANDIDATE'S NAME		POLITICAL PARTY		VOTES SCORED	% VOTES SCORED
KENYATTA UHURU MUGAI		KENYA AFRICAN NATIONAL UNION		2,695	7.45 %
KIBAKI MWAI		NATIONAL RAINBOW COALITION		1,759	4.86 %
NYACHAI SIMEON		FORD-PEOPLE		31,683	87.57 %
ORINGO JAMES AGGREY		SOCIAL DEMOCRATIC PARTY OF KENYA		79	0.22 %
WAWERU DAVID NGITHI		CHAMA CHA UMA PARTY		14	0.04 %
<i>Total Votes Cast</i>	37,766	<i>Valid Votes</i>	36,230	<i>Registered Voters</i>	62,628
<i>Rejected Votes</i>	1,586			<i>Percent Voter Turnout</i>	60.30 %

APPENDIX 7

ELECTORAL COMMISSION OF KENYA: 2002 PARLIAMENTARY ELECTIONS RESULTS

CANDIDATE'S NAME	POLITICAL PARTY	VOTES SCORED	% VOTES SCORED
CONSTITUENCY: 001 MAKADARA			
GAKUYA SIMON MWAMI	CHAMA CHA UMWA PARTY	248	0.58
KAGUNDU PETER MAINA	KENYA PEOPLE'S PARTY	216	0.51
KARIUKI LAWRENCE NGINYO	NATIONAL ALLIANCE PARTY	2,698	6.32
KATHUKU JOHN ATHAN KENYANZWI	FORUM FOR THE RESTORATION OF DEMOCRACY FOR THE PEOPLE	535	1.25
KITHIAH YVONNE SHIBIKIWA	SOCIAL DEMOCRATIC PARTY OF KENYA	2,108	4.94
KITHIY JOSHUA MUTA	SAFINA PARTY	678	1.59
MACHUA JOHN WAMHAKA	KENYA AFRICAN NATIONAL UNION	5,535	12.96
MAGARA KARIN NYAMOHIA	FORUM FOR THE RESTORATION OF DEMOCRACY - ASILI	634	1.53
NDOLO RUBEN OWINO NYANG'IA	NATIONAL RAINBOW COALITION	29,582	69.28
NJURURI BLAMILL OSCAR MUTHU	KENYA CITIZENS CONGRESS	54	0.13
WAMBUGU JAMES GICHUKI	KENYA AFRICAN DEMOCRATIC DEVELOPMENT UNION	392	0.92
Total Votes Cast: 43,227	Rejected Votes: 527	Valid Votes: 42,700	Registered Voters: 105,557 Percent Voter Turnout: 40.95 %
CONSTITUENCY: 002 KAMUKUNJI			
ADAMS HASSAN ALI	FORUM FOR THE RESTORATION OF DEMOCRACY FOR THE PEOPLE	2,580	7.99
KURIYAJAMES	SOCIAL DEMOCRATIC PARTY OF KENYA	1,032	3.20
MACHARIA GEORGEY KIIRU	SAFINA PARTY	511	1.58
MALIK NASIB ABDUL	SISI KWA SISI PARTY OF KENYA	315	0.98
MBUGU SIMON NG'ANGA	KENYA AFRICAN NATIONAL UNION	6,250	19.36
NYAGAH NORMAN MGGK	NATIONAL RAINBOW COALITION	21,588	66.89
Total Votes Cast: 33,151	Rejected Votes: 875	Valid Votes: 32,276	Registered Voters: 81,810 Percent Voter Turnout: 40.52 %
CONSTITUENCY: 003 STAREHE			
GITHIGA MICHAEL MUMIAH	FORUM FOR THE RESTORATION OF DEMOCRACY FOR THE PEOPLE	908	2.18
KAARA MARY WAMU	SISI KWA SISI PARTY OF KENYA	221	0.53
KAMANDA MAINA	NATIONAL RAINBOW COALITION	17,535	42.12
MADAGA FRANCIS ISSIAH	KENYA AFRICAN DEMOCRATIC DEVELOPMENT UNION	199	0.48
MBAKA INNOCENT NYAGA	FORUM FOR THE RESTORATION OF DEMOCRACY - ASILI	299	0.72
MBURU JIMMY MWANGI	SAFINA PARTY	15,891	38.17
MURRAY MACHARIA GEORGEY	SOCIAL DEMOCRATIC PARTY OF KENYA	215	0.52
MWANGI JOSEPH KANGUCHU	KENYA AFRICAN NATIONAL UNION	6,207	14.91
WAQAMBO QAMBO	KENYA PEOPLE'S PARTY	160	0.38
Total Votes Cast: 42,461	Rejected Votes: 826	Valid Votes: 41,635	Registered Voters: 111,829 Percent Voter Turnout: 37.97 %
CONSTITUENCY: 004 LANGATA			
BOGONKO JOSEPH NYANGAU	FORUM FOR THE RESTORATION OF DEMOCRACY FOR THE PEOPLE	636	1.36
HUSSAIN BAKHIT NASIR	SISI KWA SISI PARTY OF KENYA	215	0.46
KANG'ETHA FRANCIS NDUNGU	KENYA PEOPLE'S PARTY	141	0.30
ODINGA RAILA AMOLO	NATIONAL RAINBOW COALITION	37,978	80.97
OLINDO PEREZ MALANDE	FORUM FOR THE RESTORATION OF DEMOCRACY - ASILI	567	1.21
RUGENDO RICHARD KIMANI	KENYA AFRICAN NATIONAL UNION	7,367	15.71
Total Votes Cast: 47,613	Rejected Votes: 709	Valid Votes: 46,904	Registered Voters: 111,537 Percent Voter Turnout: 42.69 %
CONSTITUENCY: 005 DAGORETTI			
GITHUKANGETHIE WAMATHIA	KENYA AFRICAN NATIONAL UNION	7,956	21.33
GUANDU KARUGU	SAFINA PARTY	345	0.92
MUGO BETH WAMBUI	NATIONAL RAINBOW COALITION	27,026	72.44
NYOIKE GIUHI	FORUM FOR THE RESTORATION OF DEMOCRACY FOR THE PEOPLE	1,746	4.68
THANG'WASAMUEL NG'ANGA	FORUM FOR THE RESTORATION OF DEMOCRACY - ASILI	233	0.62
Total Votes Cast: 38,079	Rejected Votes: 773	Valid Votes: 37,306	Registered Voters: 80,508 Percent Voter Turnout: 47.28 %
CONSTITUENCY: 006 WESTLANDS			
GUMOFREDRICK OMILO	NATIONAL RAINBOW COALITION	35,248	72.73
KIMOLICHANG IDA BAIROBA	FORUM FOR THE RESTORATION OF DEMOCRACY - ASILI	1,282	2.65
MBURU NJUGUNA	NATIONAL ALLIANCE PARTY	1,368	2.82
NJUGUNA JAMES MWANGI	NATIONAL PROGRESSIVE PARTY	407	0.84
OLUTO TOM MOKUA	FORUM FOR THE RESTORATION OF DEMOCRACY FOR THE PEOPLE	1,239	2.56
WALJI ASHIM AMIN SADRUDIN	KENYA AFRICAN NATIONAL UNION	8,921	18.41
Total Votes Cast: 48,957	Rejected Votes: 492	Valid Votes: 48,465	Registered Voters: 126,872 Percent Voter Turnout: 39.39 %
CONSTITUENCY: 007 KASARANI			
GACHIRU STEPHEN KIRIGI	CHAMA CHA UMWA PARTY	134	0.18
KAMAU JEFF MUGHIRIPUS	NATIONAL ALLIANCE PARTY	780	1.06
KAMAU JOHN PETER RUFANGI	SAFINA PARTY	521	0.71
KIMANI MATTHEW MWANGI	PEOPLE'S PARTY OF KENYA	410	0.56
MUNAZAKARI WAMATHIA	FORUM FOR THE RESTORATION OF DEMOCRACY - ASILI	1,935	2.64
MUGHIRI ADOLF ISAAC	KENYA AFRICAN NATIONAL UNION	20,841	28.44
OMONDI WILLIAM OMONDO	NATIONAL RAINBOW COALITION	47,622	64.98
ROGO MANDELI ORIH	FORUM FOR THE RESTORATION OF DEMOCRACY FOR THE PEOPLE	881	1.20
WANYORO FRANCIS NDUNGU	MASS PARTY OF KENYA	166	0.23
Total Votes Cast: 74,183	Rejected Votes: 893	Valid Votes: 73,290	Registered Voters: 114,664 Percent Voter Turnout: 63.84 %

CONSTITUENCY:	008	EMBAKASI							
GHAI RICHARD NGITHI		UNITED DEMOCRATS OF PEACE AND INTEGRITY IN KENYA	186	0.33					
KHONYI STANFORD SWAMBURA		FORUM FOR THE RESTORATION OF DEMOCRACY FOR THE PEOPLE	559	0.99					
MWANGI ZACHARIAH MOKANAYI		REPUBLICAN REFORMATION PARTY	172	0.31					
MIBUGU ADICK WAWERU		KENYA AFRICAN NATIONAL UNION	3,621	6.44					
MUNGA MICHAELE MUNAI		KENYA AFRICAN DEMOCRATIC DEVELOPMENT UNION	111	0.20					
MWANGI JACINTA NIMHARA		KENYA NATIONAL CONGRESS	212	0.43					
MWANGI DAVID S. KAMAU		NATIONAL RAINBOW COALITION	16,782	(WINNER)	83.09				
OKUMU MARY YUANTHA		SOCIAL DEMOCRATIC PARTY OF KENYA	629	1.12					
SEMURU SHADALI MOHAMMED		SALINA PARTY	3,772	6.70					
WANDIRI SYMON WAMUI		NATIONAL ALLIANCE PARTY	229	0.41					
Total Votes Cast	56,577	Rejected Votes	271	Valid Votes	56,306	Registered Voters	151,358	Percent Voter Turnout	38.40 %

CONSTITUENCY:	009	CHANGAMWE							
BAYA MBLOY YUUYA		KENYA AFRICAN DEMOCRATIC DEVELOPMENT UNION	121	0.42					
JAMU KIBWANA ABDULALI		KENYA AFRICAN NATIONAL UNION	7,727	26.11					
KAMIRI SEIF RAMADHAN		NATIONAL RAINBOW COALITION	15,558	(WINNER)	51.89				
KIKUKU JOSI PIET KENNEDY		NATIONAL LABOUR PARTY	3,800	12.84					
KITHOME MICHAEL NZUSYA		FORUM FOR THE RESTORATION OF DEMOCRACY - ASHII	326	1.10					
MUTHAI PIETERSON		SOCIAL DEMOCRATIC PARTY OF KENYA	1,212	4.20					
MUTANGI HIONA SAMU SWAMBURA		CHAMA CHA UMA PARTY	335	1.13					
NZOKA JUSI S. MIBITHI		KENYA PEOPLE'S PARTY	150	0.51					
OKIYO MISHACK JAVAS		SHRIKISHO PARTY OF KENYA	131	0.44					
ONG'ATI RICHARD MUKATHA		SALINA PARTY	268	0.91					
OTHMAN PIETERSON		FEDERAL PARTY OF KENYA	137	0.46					
Total Votes Cast	30,033	Rejected Votes	435	Valid Votes	29,598	Registered Voters	82,878	Percent Voter Turnout	36.24 %

CONSTITUENCY:	010	KISAUNI							
AWADI ABUBAKAR AHMED MOHAMMED		SOCIAL DEMOCRATIC PARTY OF KENYA	396	1.42					
MATHAI MIFANU LI KARISA		NATIONAL RAINBOW COALITION	20,903	(WINNER)	74.71				
MWABOZA ANASTAS MWASAMBU		SHRIKISHO PARTY OF KENYA	859	3.07					
NGARI JOSI PIET KENYONGO		NATIONAL LABOUR PARTY	215	0.88					
SALISALIM HEMED		KENYA AFRICAN NATIONAL UNION	5,108	18.26					
YASSI MAMUNTU KAZI NGU		FORUM FOR THE RESTORATION OF DEMOCRACY FOR THE PEOPLE	168	1.67					
Total Votes Cast	28,597	Rejected Votes	618	Valid Votes	27,979	Registered Voters	86,155	Percent Voter Turnout	33.19 %

CONSTITUENCY:	011	LIKONI							
MAKBUU ABDUL AHMED MOHAMMED		KENYA AFRICAN DEMOCRATIC DEVELOPMENT UNION	261	1.69					
MWAMBWA MWALIMU MASUDI		FORUM FOR THE RESTORATION OF DEMOCRACY FOR THE PEOPLE	4,957	32.08					
MWIDU HUSSEIN ABDULLA		KENYA AFRICAN NATIONAL UNION	3,117	22.31					
MWINSI ABDUL QADIR KHAMISI		SHRIKISHO PARTY OF KENYA	292	1.89					
SHAKOMBO SULTMAN RASHID		NATIONAL RAINBOW COALITION	6,496	(WINNER)	42.04				
Total Votes Cast	15,709	Rejected Votes	256	Valid Votes	15,453	Registered Voters	45,149	Percent Voter Turnout	34.79 %

CONSTITUENCY:	012	MVITA							
BALU AKHIL MUMSALI AHMED		SHRIKISHO PARTY OF KENYA	543	2.77					
BALU ANJIB MOHAMMED		NATIONAL RAINBOW COALITION	16,163	(WINNER)	84.05				
NASSIR SHIRRI		KENYA AFRICAN NATIONAL UNION	2,262	11.55					
NG'ATI GABRIEL KINYA		KENYA AFRICAN DEMOCRATIC DEVELOPMENT UNION	65	0.33					
NG'AO NG'AO MWADINGO		FORUM FOR THE RESTORATION OF DEMOCRACY FOR THE PEOPLE	255	1.30					
Total Votes Cast	20,031	Rejected Votes	443	Valid Votes	19,588	Registered Voters	66,885	Percent Voter Turnout	33.77 %

CONSTITUENCY:	013	MSAMBWENI							
CHOKA KASSIM AHMED HAN		SALINA PARTY	2,151	7.81					
MUBWANA YUSUF HASSAN		KENYA AFRICAN NATIONAL UNION	8,718	31.64					
MWAMZINDU KASSIM BAKARI		FORUM FOR THE RESTORATION OF DEMOCRACY FOR THE PEOPLE	1,983	7.20					
MWANGI NG'AZA MOHAMMED HANISI		SHRIKISHO PARTY OF KENYA	1,528	5.55					
NGOZI ABDUL AHMED MUVA		NATIONAL RAINBOW COALITION	9,787	(WINNER)	35.52				
WAMUYI HAJI MARI RI MWARAPAYO		SOCIAL DEMOCRATIC PARTY OF KENYA	338	12.29					
Total Votes Cast	28,133	Rejected Votes	579	Valid Votes	27,554	Registered Voters	64,460	Percent Voter Turnout	43.64 %

CONSTITUENCY:	014	MATUGA							
BOYU MABOY		FORUM FOR THE RESTORATION OF DEMOCRACY FOR THE PEOPLE	3,176	17.68					
KHAMBHI MWALIMU DIGGORE		SHRIKISHO PARTY OF KENYA	981	5.46					
MWAKWERI CHIRAL ALI		NATIONAL RAINBOW COALITION	5,798	(WINNER)	32.27				
MWANGI OTHMAN HASSAN MOHAMMED		KENYA AFRICAN NATIONAL UNION	5,639	31.39					
NZILIMUZO KHEINDE RWANDA		NATIONAL LABOUR PARTY	2,372	13.20					
Total Votes Cast	18,309	Rejected Votes	343	Valid Votes	17,966	Registered Voters	39,768	Percent Voter Turnout	46.04 %

CONSTITUENCY:	015	KINANGO							
BIDUSALIMUJI		FEDERAL PARTY OF KENYA	343	1.59					
CHARO CHRISTIAN JUSUFUMA		NATIONAL RAINBOW COALITION	1,518	7.05					
MKATI ASIMON MWIRO		KENYA AFRICAN NATIONAL UNION	9,405	43.68					
MWADYARA THEOPHILUS MUYRYA		SHRIKISHO PARTY OF KENYA	139	2.04					
RAISAMUTU GONZI		FORUM FOR THE RESTORATION OF DEMOCRACY FOR THE PEOPLE	9,828	(WINNER)	45.61				
Total Votes Cast	21,737	Rejected Votes	204	Valid Votes	21,533	Registered Voters	41,269	Percent Voter Turnout	52.67 %

CONSTITUENCY:	016	BAHARI						
KHAMISI JOSI PIET MAFANO		NATIONAL RAINBOW COALITION	13,512	(WINNER)	49.45			
LEWATHOMBI MAFANAYI		NATIONAL LABOUR PARTY	1,120	15.04				
MADZAYO SHIRI WAKI MWACHIRI		FORUM FOR THE RESTORATION OF DEMOCRACY FOR THE PEOPLE	3,752	13.70				
MOHAMMED YUSUF SHUKIT		KENYA AFRICAN NATIONAL UNION	4,287	15.65				

MUMBA JOHN SAMARI SHIRIKISHO PARYI OF KENYA 1685 615
Total Votes Cast 27,732 **Rejected Votes** 346 **Valid Votes** 27,386 **Registered Voters:** 71,947 **Percent Voter Turnout** 38.55 %

CONSTITUENCY: 017 KALOLENI
 DZORO MORRIS MWACHINDO NATIONAL RAINBOW COALITION 17,922 (WINNER) 72.24
 KE MUMATHIAS BINI DEBIT KENYA AFRICAN NATIONAL UNION 1,415 17.80
 MWACHIRO THELGE GEORGE CHAMA CHAMA JIMBO NA MWANGAZA 1,024 1.13
 MWARO SAMSON AIDZO P SOCIAL DEMOCRATIC PARTY OF KENYA 239 0.96
 WALSUMA ANDERSON CHIBULI FEDERAL PARTY OF KENYA 1,210 1.88
Total Votes Cast 24,957 **Rejected Votes:** 147 **Valid Votes** 24,810 **Registered Voters** 58,464 **Percent Voter Turnout:** 42.69 %

CONSTITUENCY: 018 GANZE
 KINGI JOSI PIKA AHINDI NATIONAL RAINBOW COALITION 8,490 (WINNER) 59.60
 NGAI ANOMI KAVANA KENYA AFRICAN NATIONAL UNION 575 4.10
Total Votes Cast 14,307 **Rejected Votes:** 62 **Valid Votes** 14,245 **Registered Voters:** 31,111 **Percent Voter Turnout:** 45.99 %

CONSTITUENCY: 019 MALINDI
 BADA WYABI BAKAR MOHAMMED KENYA AFRICAN NATIONAL UNION 5,358 22.92
 MATHIAI LUCAS BAYA MWANI NATIONAL RAINBOW COALITION 14,621 (WINNER) 62.56
 MUNG'ARO MATHIAI GIDION SHIRIKISHO PARYI OF KENYA 2,130 9.11
 OMAR MOHAMMED SAID FORUM FOR THE RESTORATION OF DEMOCRACY FOR THE PEOPLE 1,261 5.11
Total Votes Cast 23,717 **Rejected Votes** 341 **Valid Votes** 23,376 **Registered Voters:** 58,648 **Percent Voter Turnout** 40.44 %

CONSTITUENCY: 020 MAGARINI
 DARAKA VI THUS MIBI ZI UMWA PATRIOTIC PARTY OF KENYA 53 0.39
 KISIA ABIDI MURI NATIONAL RAINBOW COALITION 2,904 21.18
 KIEH CHRIS TOPHER KALU FORUM FOR THE RESTORATION OF DEMOCRACY FOR THE PEOPLE 808 5.89
 KOMBE DAVIDE NOTI KENYA AFRICAN NATIONAL UNION 3,603 26.28
 KOMBE HARRISON GARAMA SHIRIKISHO PARYI OF KENYA 5,381 (WINNER) 39.27
 NANU HIRUN JOSI PI FEDERAL PARTY OF KENYA 412 0.82
 YIRI JOSHI VIKAHINDI SOCIAL DEMOCRATIC PARTY OF KENYA 816 6.17
Total Votes Cast 13,845 **Rejected Votes** 135 **Valid Votes** 13,710 **Registered Voters:** 31,810 **Percent Voter Turnout:** 43.52 %

CONSTITUENCY: 021 GARSEN
 BUTI ALI ABDI KENYA SOCIAL CONGRESS 2,859 19.07
 DAI NO MOHAMMED JUBI FORUM FOR THE RESTORATION OF DEMOCRACY FOR THE PEOPLE 319 2.33
 MARO JARHA MORRIS SOCIAL DEMOCRATIC PARTY OF KENYA 90 0.60
 MUNG'AI ANADANSON BUYA NATIONAL RAINBOW COALITION 5,688 (WINNER) 37.94
 NKADUD MICHAEL JUSTIN FEDERAL PARTY OF KENYA 59 0.39
 OMARA ABAL KALASINGHA SHIRIKISHO PARYI OF KENYA 638 1.26
 SIAMBAIRO G. MUGALO MOEL KENYA AFRICAN NATIONAL UNION 5,309 35.41
Total Votes Cast 15,123 **Rejected Votes:** 131 **Valid Votes** 14,992 **Registered Voters** 26,081 **Percent Voter Turnout** 57.60 %

CONSTITUENCY: 022 GALOLE
 ADEN SOMON SANGWEN FORUM FOR THE RESTORATION OF DEMOCRACY FOR THE PEOPLE 2,173 23.03
 BALOZOMARI DEHADHO FEDERAL PARTY OF KENYA 123 1.30
 CINI MAWILSON KOMORA HMOHLY NATIONAL RAINBOW COALITION 981 10.40
 MUG'AYA JOYAKOYA KENYA AFRICAN NATIONAL UNION 5,056 (WINNER) 53.58
 OMAR DEHADHO ABDUL KAR SOCIAL DEMOCRATIC PARTY OF KENYA 1,104 11.70
Total Votes Cast 9,645 **Rejected Votes** 208 **Valid Votes** 9,437 **Registered Voters** 18,014 **Percent Voter Turnout:** 53.54 %

CONSTITUENCY: 023 BURA
 ABDI SULTAN SIR SAMBA PARTY 351 3.94
 ABDULHASSAN ODOWA SHIRIKISHO PARYI OF KENYA 110 1.22
 G. MUG'ALO MOHAMMED ABDI SOCIAL DEMOCRATIC PARTY OF KENYA 2,860 31.85
 IOKA MAHADIHI ALI FORUM FOR THE RESTORATION OF DEMOCRACY FOR THE PEOPLE 32 0.36
 SHIBI SAID ALI NATIONAL RAINBOW COALITION 1,176 13.10
 WARIO ALI KENYA AFRICAN NATIONAL UNION 1,148 (WINNER) 19.53
Total Votes Cast 9,148 **Rejected Votes** 168 **Valid Votes** 8,980 **Registered Voters:** 17,968 **Percent Voter Turnout:** 49.38 %

CONSTITUENCY: 024 LAMU EAST
 ABOLYUSE AVUMAI FORUM FOR THE RESTORATION OF DEMOCRACY FOR THE PEOPLE 1,858 27.17
 MOHAMMED ABU CHHABA KENYA AFRICAN NATIONAL UNION 1,519 (WINNER) 66.52
 MOHAMMED ABU DEOMAR NATIONAL RAINBOW COALITION 321 1.69
 MWANJA ALI SHIBI YUMBI FEDERAL PARTY OF KENYA 111 1.62
Total Votes Cast 6,965 **Rejected Votes** 126 **Valid Votes** 6,839 **Registered Voters** 11,066 **Percent Voter Turnout:** 62.94 %

CONSTITUENCY: 025 LAMU WEST
 ABU EKADIR SHEIKH MOHAMMED M SHIRIKISHO PARYI OF KENYA 1,519 10.16
 AHMED RISHAD HAMID NATIONAL RAINBOW COALITION 1,616 11.00
 KAMAL HIRAHIM HIRI FORUM FOR THE RESTORATION OF DEMOCRACY FOR THE PEOPLE 3,688 24.66
 MUSA BWAN AKHARI BAKARI FEDERAL PARTY OF KENYA 63 0.42
 MWANG'ETI ERIC K. KARUKI SOCIAL DEMOCRATIC PARTY OF KENYA 62 0.41
 IWAHAT AHINYASIN KENYA AFRICAN NATIONAL UNION 798 (WINNER) 53.35
Total Votes Cast: 15,357 **Rejected Votes:** 399 **Valid Votes** 14,958 **Registered Voters** 26,689 **Percent Voter Turnout:** 57.54 %

CONSTITUENCY: 026 TAVETA
 MWALILE JACKSON MUMBI NATIONAL RAINBOW COALITION 5,216 41.86
 MWALILE SHEPHEN KUBO SHIRIKISHO PARYI OF KENYA 55 0.47
 ODDIAGASHEPHEN OKWEMBA FORUM FOR THE RESTORATION OF DEMOCRACY FOR THE PEOPLE 127 1.13

SHABAN NAOMI NAMISI
Total Votes Cast: 12,754

KENYA AFRICAN NATIONAL UNION
Rejected Votes: 293 **Valid Votes:** 12,461 **Registered Voters:**

6,760 (WINNER) 34.25
Percent Voter Turnout: 64.46 %

CONSTITUENCY: 027

WUNDANYI

MBELI ADARIUS MSIGA
 MWINBA MAJIBAS IBRAHIM
 MWANBURI PETER MAMBEMBE
 MWANDAWIRO JDMIGHANGA
 NGALIMWANYENGELEA

NATIONAL RAINBOW COALITION
 SHIRIKISHO PARTY OF KENYA
 FEDERAL PARTY OF KENYA
 FORUM FOR THE RESTORATION OF DEMOCRACY FOR THE PEOPLE
 KENYA AFRICAN NATIONAL UNION

3,128 27.25
 299 2.60
 437 3.81
 4,326 (WINNER) 37.68
 3,290 28.66

Total Votes Cast: 11,629 **Rejected Votes:** 149 **Valid Votes:** 11,480 **Registered Voters:** 24,686 **Percent Voter Turnout:** 47.11 %

CONSTITUENCY: 028

MWATATE

KIWOI JEREMIAH
 MADOKYA MARSDEN HERMAN
 MCHIRO LILUO MWAKJO
 MWANGI JOYCI BAHATI
 WAWIAGHOI MBORIO MASHINGI

FORUM FOR THE RESTORATION OF DEMOCRACY FOR THE PEOPLE
 KENYA AFRICAN NATIONAL UNION
 FEDERAL PARTY OF KENYA
 NATIONAL RAINBOW COALITION
 SHIRIKISHO PARTY OF KENYA

822 6.38
 7,261 (WINNER) 56.36
 501 3.89
 2,354 18.27
 1,945 15.10

Total Votes Cast: 13,239 **Rejected Votes:** 356 **Valid Votes:** 12,883 **Registered Voters:** 26,883 **Percent Voter Turnout:** 49.25 %

CONSTITUENCY: 029

VOI

ABDI KHAMIS CHOMI
 KAY ANDAPATI BENJAMIN
 KILALO CHRISLINE SARU
 MINGA BONIFACE
 MWAKIRINGO BASIL NGUKU
 MWASILDWARD MWAMBWA

NATIONAL RAINBOW COALITION
 FEDERAL PARTY OF KENYA
 SHIRIKISHO PARTY OF KENYA
 KENYA AFRICAN NATIONAL UNION
 SOCIAL DEMOCRATIC PARTY OF KENYA
 FORUM FOR THE RESTORATION OF DEMOCRACY FOR THE PEOPLE

3,888 29.67
 235 1.79
 957 7.30
 4,054 (WINNER) 30.94
 3,019 23.04
 949 7.24

Total Votes Cast: 13,400 **Rejected Votes:** 298 **Valid Votes:** 13,102 **Registered Voters:** 30,024 **Percent Voter Turnout:** 44.63 %

CONSTITUENCY: 030

DUJIS

ABUBAKAR ISMAIL DAUD
 ABUSS HASSAN ABDI
 MOHAMMED IBRAHIM GIEDI
 MOHAMMED HUSSEIN MAALIM
 SALAT IBRAHIM MOHAMMED
 YUSSUF ABDIKADIR HASSAN

FORUM FOR THE RESTORATION OF DEMOCRACY - ASILI
 SOCIAL DEMOCRATIC PARTY OF KENYA
 KENYA SOCIAL CONGRESS
 KENYA AFRICAN NATIONAL UNION
 FORUM FOR THE RESTORATION OF DEMOCRACY FOR THE PEOPLE
 NATIONAL RAINBOW COALITION

32 0.24
 665 5.01
 38 0.29
 7,053 (WINNER) 53.12
 2,910 21.92
 2,580 19.43

Total Votes Cast: 13,354 **Rejected Votes:** 76 **Valid Votes:** 13,278 **Registered Voters:** 29,643 **Percent Voter Turnout:** 45.31 %

CONSTITUENCY: 031

LAGDERA

ADEN SAHAL AJI
 DAHIR ABDULLAH SHEIKH
 FARAH MAALIM
 JELLE HASSAN HUSSEIN
 SHIDIYE MOHAMMED MUKTAR

KENYA PEOPLE'S PARTY
 KENYA AFRICAN NATIONAL UNION
 FORUM FOR THE RESTORATION OF DEMOCRACY FOR THE PEOPLE
 NATIONAL RAINBOW COALITION
 NATIONAL PROGRESSIVE PARTY

3 0.03
 4,386 (WINNER) 40.53
 2,484 22.95
 5 0.05
 3,944 36.44

Total Votes Cast: 10,846 **Rejected Votes:** 24 **Valid Votes:** 10,822 **Registered Voters:** 18,533 **Percent Voter Turnout:** 58.52 %

CONSTITUENCY: 032

FAFI

AHMED ADEN SUGOW
 DABAR HASSAN DAGANE
 GONI MOHAMMED YUSSUF
 HASSAN MOHAMMED HAJI
 OSMAN ABDULLAH SIRAT
 SHILLELI ASBARE

KENYA AFRICAN NATIONAL UNION
 SAFINA PARTY
 FORUM FOR THE RESTORATION OF DEMOCRACY - ASILI
 FORUM FOR THE RESTORATION OF DEMOCRACY FOR THE PEOPLE
 SOCIAL DEMOCRATIC PARTY OF KENYA
 NATIONAL RAINBOW COALITION

2,430 (WINNER) 35.81
 99 1.46
 4 0.06
 1,802 26.56
 777 11.45
 1,673 24.66

Total Votes Cast: 6,817 **Rejected Votes:** 32 **Valid Votes:** 6,785 **Registered Voters:** 12,861 **Percent Voter Turnout:** 53.01 %

CONSTITUENCY: 033

IJARA

HAJI MOHAMMED YUSSUF
 NUR AHMED SAHAL
 OLOW YUSSUF ABDULAH

KENYA AFRICAN NATIONAL UNION
 NATIONAL RAINBOW COALITION
 FORUM FOR THE RESTORATION OF DEMOCRACY FOR THE PEOPLE

4,177 (WINNER) 72.54
 1,573 27.32
 8 0.14

Total Votes Cast: 5,772 **Rejected Votes:** 14 **Valid Votes:** 5,758 **Registered Voters:** 9,393 **Percent Voter Turnout:** 61.45 %

CONSTITUENCY: 034

WAJIR NORTH

ABASS ABDULLAH MAALIM
 ADAN ALI MAWOW
 ADAN ABDULLAH MAALIM
 ALI ABDULLAH IBRAHIM

SAFINA PARTY
 FORUM FOR THE RESTORATION OF DEMOCRACY FOR THE PEOPLE
 NATIONAL RAINBOW COALITION
 KENYA AFRICAN NATIONAL UNION

2,644 45.06
 2 0.03
 17 0.29
 3,205 (WINNER) 54.62

Total Votes Cast: 5,885 **Rejected Votes:** 17 **Valid Votes:** 5,868 **Registered Voters:** 8,862 **Percent Voter Turnout:** 66.22 %

CONSTITUENCY: 035

WAJIR WEST

ADOW MOHAMMAD ABIKAR
 KJANAN WEJIBI ADAN
 KHALIL AHMED MOHAMMED
 SAMI ABDIRASHID
 YUSSUF KHAMIS ADAN
 YUSSUF MOHAMMED ABDI
 YUSUF ALI MOHAMMED

SOCIAL DEMOCRATIC PARTY OF KENYA
 KENYA AFRICAN NATIONAL UNION
 NATIONAL RAINBOW COALITION
 FEDERAL PARTY OF KENYA
 FORUM FOR THE RESTORATION OF DEMOCRACY FOR THE PEOPLE
 KENYA AFRICAN NATIONAL DEVELOPMENT UNION
 NATIONAL PROGRESSIVE PARTY

1,424 10.60
 4,341 32.30
 6,829 (WINNER) 50.82
 57 0.42
 20 0.15
 2 0.01
 765 5.69

Total Votes Cast: 13,478 **Rejected Votes:** 40 **Valid Votes:** 13,438 **Registered Voters:** 24,194 **Percent Voter Turnout:** 55.71 %

CONSTITUENCY: 036

WAJIR EAST

ABDI MOHAMMED SHEIKH
 HUSSEIN ABDI BARRI

NATIONAL RAINBOW COALITION
 FORUM FOR THE RESTORATION OF DEMOCRACY FOR THE PEOPLE

923 7.36
 2,340 18.65

MOHAMMAD ABDI MOHAMMAD KENYA AFRICAN NATIONAL UNION 9,282 (WINNER) 73.99
 Total Votes Cast 12,602 Rejected Votes 57 Valid Votes 12,545 Registered Voters 22,093 Percent Voter Turnout 57.04 %

CONSTITUENCY: 037 WAJIR SOUTH
 ABDURAHMAN ALI HASSAN KENYA AFRICAN NATIONAL UNION 5,532 (WINNER) 40.50
 ABDULWADISHIKH MOHAMMAD FORUM FOR THE RESTORATION OF DEMOCRACY FOR THE PEOPLE 2,672 19.56
 AMIN D. ABDI OLEI NATIONAL RAINBOW COALITION 120 0.88
 BISHAR ABDI ABRAHIM SOCIAL DEMOCRATIC PARTY OF KENYA 8 0.06
 IBRAHIM HASSAN BASHIR SAFINA PARTY 5,326 39.00
 Total Votes Cast 13,727 Rejected Votes 69 Valid Votes 13,658 Registered Voters 22,434 Percent Voter Turnout 60.88 %

CONSTITUENCY: 038 MANDERA WEST
 ABDULLAH MUHAMMAD ADAN NATIONAL RAINBOW COALITION 21 0.18
 ADAN JIBI YUSUF KENYA AFRICAN DEMOCRATIC DEVELOPMENT UNION 5,408 43.59
 MOHAMMAD MOHAMMAD ABDI HAJI KENYA AFRICAN NATIONAL UNION 6,585 (WINNER) 56.19
 OSMAN HASSAN ADEN FORUM FOR THE RESTORATION OF DEMOCRACY FOR THE PEOPLE 1 0.01
 SAYID MOHAMMAD AMIN FORUM FOR THE RESTORATION OF DEMOCRACY - ASHIT 2 0.02
 SHIKH YAMAR MOHAMMAD SOCIAL DEMOCRATIC PARTY OF KENYA 2 0.02
 Total Votes Cast 11,743 Rejected Votes 24 Valid Votes 11,719 Registered Voters 18,716 Percent Voter Turnout 62.74 %

CONSTITUENCY: 039 MANDERA CENTRAL
 ABDIAZIZ BASHIR ALI JACK SOCIAL DEMOCRATIC PARTY OF KENYA 1,519 11.77
 ABDI F. IBRAHIM HARO KORI NATIONAL RAINBOW COALITION 3,010 23.22
 AMIN D. SHIKH MOHAMMAD FORUM FOR THE RESTORATION OF DEMOCRACY FOR THE PEOPLE 5 0.04
 BILLOW ADAN KIBOWI KENYA AFRICAN NATIONAL UNION 4,155 (WINNER) 31.37
 HASSAN NUR ALI SHIKH FORUM FOR THE RESTORATION OF DEMOCRACY - ASHIT 3,974 30.66
 Total Votes Cast 13,052 Rejected Votes 89 Valid Votes 12,963 Registered Voters 20,763 Percent Voter Turnout 62.86 %

CONSTITUENCY: 040 MANDERA EAST
 FARAH ABDULWAZI ALI KENYA PEOPLE'S PARTY 13 0.23
 ISAACK SHABAN ALI KENYA AFRICAN NATIONAL UNION 11,911 (WINNER) 75.96
 MOHAMMAD HADI HUSSEIN NATIONAL RAINBOW COALITION 164 0.89
 SHIKH ADEN MOHAMMAD FORUM FOR THE RESTORATION OF DEMOCRACY FOR THE PEOPLE 1,250 22.92
 Total Votes Cast 18,643 Rejected Votes 188 Valid Votes 18,455 Registered Voters 28,841 Percent Voter Turnout 64.63 %

CONSTITUENCY: 041 MOYALE
 ALI MOHAMMAD MOHAMMAD FORUM FOR THE RESTORATION OF DEMOCRACY FOR THE PEOPLE 4,885 30.36
 GADGALO GURRAH JIBORI KENYA AFRICAN NATIONAL UNION 10,517 (WINNER) 65.36
 GADGALO MOHAMMAD MAMUD HAJI NATIONAL RAINBOW COALITION 688 4.28
 Total Votes Cast 16,228 Rejected Votes 138 Valid Votes 16,090 Registered Voters 24,954 Percent Voter Turnout 65.03 %

CONSTITUENCY: 042 NORTH HORN
 THEVIE THISSA WOLO SOCIAL DEMOCRATIC PARTY OF KENYA 3,269 33.51
 GODAN JONAS YADIBI FORUM FOR THE RESTORATION OF DEMOCRACY FOR THE PEOPLE 6,366 (WINNER) 66.49
 Total Votes Cast 9,595 Rejected Votes 16 Valid Votes 9,575 Registered Voters 16,265 Percent Voter Turnout 58.98 %

CONSTITUENCY: 043 SAKU
 FAYIS ALI ABDI NATIONAL RAINBOW COALITION 11,010 43.09
 BUDU F. OLEI NATIONAL RAINBOW COALITION 139 0.51
 HELI OLEI NATIONAL RAINBOW COALITION 54 0.2
 MOHAMMAD ALI OLEI NATIONAL RAINBOW COALITION 5,712 (WINNER) 55.09
 MOHAMMAD ALI OLEI NATIONAL RAINBOW COALITION 8 0.03
 MOHAMMAD ALI OLEI NATIONAL RAINBOW COALITION 5 0.02
 Total Votes Cast 10,921 Rejected Votes 25 Valid Votes 10,896 Registered Voters 14,211 Percent Voter Turnout 73.33 %

CONSTITUENCY: 044 LAISANIS
 MURIEL G. MUIRURI FORUM FOR THE RESTORATION OF DEMOCRACY FOR THE PEOPLE 9 0.11
 JOSEPH M. HADJI THISSA WOLO SOCIAL DEMOCRATIC PARTY OF KENYA 7,277 (WINNER) 80.03
 SOROKI OLEI NATIONAL RAINBOW COALITION 1,511 16.36
 Total Votes Cast 8,415 Rejected Votes 19 Valid Votes 8,396 Registered Voters 14,087 Percent Voter Turnout 57.47 %

CONSTITUENCY: 045 ISIOLO NORTH
 DR. KUTUMBI AMENGETI SOCIAL DEMOCRATIC PARTY OF KENYA 9,971 (WINNER) 67.88
 EBWAYIYO JIBORI FORUM FOR THE RESTORATION OF DEMOCRACY FOR THE PEOPLE 99 0.68
 GURGOLEI YUSUF OLEI NATIONAL RAINBOW COALITION 57,000 25.45
 MUPASAGIYO JIBORI THISSA WOLO FORUM FOR THE RESTORATION OF DEMOCRACY FOR THE PEOPLE 876 5.09
 Total Votes Cast 14,754 Rejected Votes 155 Valid Votes 14,619 Registered Voters 27,780 Percent Voter Turnout 53.11 %

CONSTITUENCY: 046 ISIOLO SOUTH
 ALI MURIEL AMENGETI SOCIAL DEMOCRATIC PARTY OF KENYA 3,995 (WINNER) 51.33
 DIDAYI YADIBI FORUM FOR THE RESTORATION OF DEMOCRACY FOR THE PEOPLE 2 0.03
 HILLO HILLO YUSUF OLEI NATIONAL RAINBOW COALITION 8 0.11
 HILLO ABDI SOLOMUNA SOCIAL DEMOCRATIC PARTY OF KENYA 2 0.03
 KONSIO HILLO MURIEL NATIONAL RAINBOW COALITION 82 1.12
 WALGO ABDULLAH HAJI SAFINA PARTY 3,262 41.39
 Total Votes Cast 7,381 Rejected Votes 32 Valid Votes 7,349 Registered Voters 9,815 Percent Voter Turnout 74.88 %

CONSTITUENCY: 047 IGEMBE

KABIRI PIETER KIRIMI	SALINA PARTY	1,331	3.72
KALWO JACKSON UTHIHA	KENYA AMERICAN NATIONAL UNION	12,990	36.21
LENDURI FRANKLIN MUTHIKA	FORUM FOR THE RESTORATION OF DEMOCRACY FOR THE PEOPLE	1,682	1.69
MBABU ROBERT MUGAMBI	GREEN AMERICAN PARTY	510	1.51
MURUNGIRAPHI M	NATIONAL RAINBOW COALITION	19,330	(WINNER) 53.88
Total Votes Cast	36,795	Rejected Votes: 919	Valid Votes: 35,876
		Registered Voters	59,821
			Percent Voter Turnout: 61.51 %

CONSTITUENCY: 048	NTONYIRI		
METHINA MURIEL SIMELEWA	FORUM FOR THE RESTORATION OF DEMOCRACY FOR THE PEOPLE	1,271	1.75
MUTHIRU NJOTHIA	NATIONAL RAINBOW COALITION	6,808	25.34
MWOKI RICHARD MAIORI	KENYA AMERICAN NATIONAL UNION	10,934	(WINNER) 40.70
MUNORU KAINGA ANDREW	GREEN AMERICAN PARTY	811	3.02
MURURU FRANSUW	NATIONAL ALLIANCE PARTY	661	2.17
MUTURIA JOSEPH	SOCIAL DEMOCRATIC PARTY OF KENYA	6,372	23.72
Total Votes Cast	27,550	Rejected Votes 684	Valid Votes 26,866
		Registered Voters	44,813
			Percent Voter Turnout: 61.05 %

CONSTITUENCY: 049	TIGANIA WEST		
KARLHEID DAVID	FORUM FOR THE RESTORATION OF DEMOCRACY FOR THE PEOPLE	1,038	13.83
MUKANGU SHIPEN MAMUKIRA	KENYA AMERICAN NATIONAL UNION	5,391	19.15
MWIRIYA MARIAN KIFE M	NATIONAL RAINBOW COALITION	15,397	(WINNER) 52.73
NDUBAI PIETER	SALINA PARTY	1,127	11.29
Total Votes Cast	29,623	Rejected Votes 425	Valid Votes 29,198
		Registered Voters	39,286
			Percent Voter Turnout: 66.17 %

CONSTITUENCY: 050	TIGANIA EAST		
MURIMPERU TAWRISCI	KENYA AMERICAN NATIONAL UNION	8,895	33.96
KAMUSUKU KARIYAMA ELONARD	FORUM FOR THE RESTORATION OF DEMOCRACY FOR THE PEOPLE	128	1.63
KAMUNDI SIMON TARAFYA	SOCIAL DEMOCRATIC PARTY OF KENYA	214	0.82
KARWARI MATHW ADAMS	NATIONAL RAINBOW COALITION	7,662	29.25
MUNYAPIETER GAHRAU	SALINA PARTY	8,995	(WINNER) 31.31
Total Votes Cast	26,866	Rejected Votes 672	Valid Votes 26,194
		Registered Voters	41,260
			Percent Voter Turnout: 68.90 %

CONSTITUENCY: 051	NORTH IMENTI		
ETHANGA SIMON MUTHAI	UNITED AGRI PARTY	3,048	5.36
MBOGORI NITERI MNYIRU	FORUM FOR THE RESTORATION OF DEMOCRACY FOR THE PEOPLE	1,332	2.31
MURUKI SHAS	KENYA AMERICAN NATIONAL UNION	19,705	31.65
MWIRIYADAUDE	NATIONAL RAINBOW COALITION	31,483	(WINNER) 55.35
RUTHI FRANSUW MUTHIRI	SOCIAL DEMOCRATIC PARTY OF KENYA	1,308	2.30
Total Votes Cast	57,993	Rejected Votes 1,117	Valid Votes 56,876
		Registered Voters	90,822
			Percent Voter Turnout: 63.85 %

CONSTITUENCY: 052	CENTRAL IMENTI		
IMANYARA GHOIBU	SOCIAL DEMOCRATIC PARTY OF KENYA	10,195	25.82
KIGATHIRA NYAGKIRIA	UNITED AGRI PARTY	2,865	7.95
KIRIMA MOSES NG'CHINI	SALINA PARTY	182	0.45
MNIKINDIA KIRUGETHI MBONI	NATIONAL RAINBOW COALITION	12,610	(WINNER) 31.02
MUTWIRANDU ABIAN MURUGU	NATIONAL ALLIANCE PARTY	3,126	8.15
MUNGWIKAKIMATHI SAMUE	KENYA AMERICAN NATIONAL UNION	5,139	12.64
MURITHI JAMES KOOMI	UNITED DEMOCRATS OF PEACE AND INDEPENDENCY IN KENYA	2,731	6.72
MUTHURI DOMINIC CHARLES	FORUM FOR THE RESTORATION OF DEMOCRACY FOR THE PEOPLE	2,998	7.37
RIUNGU IODOVIC MAWIRA	GREEN AMERICAN PARTY	206	0.51
Total Votes Cast	41,807	Rejected Votes: 1,155	Valid Votes 40,652
		Registered Voters	60,904
			Percent Voter Turnout: 68.48 %

CONSTITUENCY: 053	SOUTH IMENTI		
IMANYARA MILON MUGAMBI	KENYA AMERICAN NATIONAL UNION	1,281	8.70
KARIRE GIJONGAKAN AMPIU	UNITED AGRI PARTY	528	1.07
KIOMI SHIBASHAN MUTHAURA	KENYA PEOPLE'S PARTY	133	0.88
KIITHINS ANWIL GILBERT	NATIONAL ALLIANCE PARTY	312	0.63
MBAI JAWRENCE	NATIONAL LABOR PARTY	92	0.19
MUGAMBI DAVID PIUS	FORUM FOR THE RESTORATION OF DEMOCRACY FOR THE PEOPLE	314	0.61
MUKINDIA KINOH	SOCIAL DEMOCRATIC PARTY OF KENYA	583	1.18
MURUNGI KIRIHU	NATIONAL RAINBOW COALITION	30,371	(WINNER) 61.73
RIUNGU FLORENZ	SALINA PARTY	12,285	21.97
Total Votes Cast	50,166	Rejected Votes 964	Valid Votes 49,202
		Registered Voters	72,701
			Percent Voter Turnout: 69.00 %

CONSTITUENCY: 054	NITHI		
CAPRID N WIGAU ESTACE MIBUBA	KENYA AMERICAN NATIONAL UNION	19,769	31.31
KIMATHI GIORGI ENJUI	FORUM FOR THE RESTORATION OF DEMOCRACY FOR THE PEOPLE	1,211	1.92
MARI H D K NJAGI	FORUM FOR THE RESTORATION OF DEMOCRACY - ASHII	2,073	3.28
MIRUNYAGABASHI NJ	SALINA PARTY	5,885	9.32
MIRITHI PIETASIBEN MANKIRIA	NATIONAL RAINBOW COALITION	32,505	(WINNER) 51.18
MUTHIYA JOHN BOSCO M	UNITED AGRI PARTY	1,694	2.68
Total Votes Cast	64,026	Rejected Votes 889	Valid Votes 63,137
		Registered Voters	91,846
			Percent Voter Turnout: 69.71 %

CONSTITUENCY: 055	THARAKA		
KAGWIA FRANCIS NYAMU	FORUM FOR THE RESTORATION OF DEMOCRACY - ASHII	19,838	(WINNER) 41.13
KALGI JAMES NJAGI	SOCIAL DEMOCRATIC PARTY OF KENYA	147	0.60
KAUUNGU NYAGAMAKEMBO	NATIONAL RAINBOW COALITION	1,582	18.78
MWENDA GICHIO MURANGO	KENYA AMERICAN NATIONAL UNION	8,827	36.19
Total Votes Cast	24,673	Rejected Votes 279	Valid Votes 24,394
		Registered Voters	33,757
			Percent Voter Turnout: 72.65 %

CONSTITUENCY: 056	MANYATTA		
KAMAU JACOB NJIRU	FORUM FOR THE RESTORATION OF DEMOCRACY - ASHII	1,675	1.16
KIMANI EYDAHWAN NJIRU	UNITED AGRI PARTY	698	1.86
MUNYUNGU ESTACE NJIRU	KENYA CITIZENS CONGRESS	330	0.88

NDWIGA PETER NJIRU	NATIONAL RAINBOW COALITION	23,247	(WINNER)	61.83
NJIRU JOHN NJAGI	KENYA PATRIOTIC TRUST PARTY	867		2.31
NJIRU JASON	KENYA AFRICAN NATIONAL UNION	5,380		14.31
NTHIGA THEODORUS	FORUM FOR THE RESTORATION OF DEMOCRACY FOR THE PEOPLE	163		0.43
NYAGA PETER MURITHI	SABAS PARTY	1,332		3.51
WAMUNYI GISOTT	SOCIAL DEMOCRATIC PARTY OF KENYA	3,904		10.38
Total Votes Cast	38,205 Rejected Votes	609 Valid Votes	37,596 Registered Voters	60,243 Percent Voter Turnout 63.42 %

CONSTITUENCY: 057 RUNYENJES				
KARUYA AIGIS IRIRI	KENYA PATRIOTIC TRUST PARTY	998		2.74
KATHANGU AUGUSTINE NJIRU	FORUM FOR THE RESTORATION OF DEMOCRACY - ASILI	6,331		17.40
KINYU AGLORGI	UNITED AGRI PARTY	2,362		6.49
MASHIMBA EDWARD K.	KENYA AFRICAN NATIONAL UNION	3,357		9.22
NJIRU HISHA JAMES	FORUM FOR THE RESTORATION OF DEMOCRACY FOR THE PEOPLE	609		1.67
WAMBORA MARTIN NYAGA	NATIONAL RAINBOW COALITION	22,752	(WINNER)	62.48
Total Votes Cast	36,994 Rejected Votes	582 Valid Votes	36,412 Registered Voters	57,100 Percent Voter Turnout 64.79 %

CONSTITUENCY: 058 GACHOKA				
IRIRI HENRY KITHAKA	GREEN AFRICAN PARTY	805		3.12
KIBUTHI FRIDRICK JOSPHAT	FORUM FOR THE RESTORATION OF DEMOCRACY FOR THE PEOPLE	1,097		4.25
MBITHI ANDREW MURIA	KENYA AFRICAN NATIONAL UNION	11,204		43.44
NYAGATHI BIRIGI KANINI	SOCIAL DEMOCRATIC PARTY OF KENYA	1,300		5.04
NYAGATHI JOSIPH WILIAM NTHIGA	NATIONAL RAINBOW COALITION	11,367	(WINNER)	44.15
Total Votes Cast	26,195 Rejected Votes	402 Valid Votes	25,793 Registered Voters	40,796 Percent Voter Turnout 64.20 %

CONSTITUENCY: 059 SIAKAGO				
MUTURI JUSTIN BEDAN NJOKA	KENYA AFRICAN NATIONAL UNION	8,936	(WINNER)	46.64
MURIRI THEOTIKASU MATHI	FORUM FOR THE RESTORATION OF DEMOCRACY - ASILI	1,293		6.75
NDWIGA GERARD IRIRI	FORUM FOR THE RESTORATION OF DEMOCRACY FOR THE PEOPLE	259		1.35
NJIRU EPHRAIM NJUGU	NATIONAL RAINBOW COALITION	8,670		45.26
Total Votes Cast	19,290 Rejected Votes	132 Valid Votes	19,158 Registered Voters	28,540 Percent Voter Turnout 67.13 %

CONSTITUENCY: 060 MWINGI NORTH				
MATHI MUNDU	FORUM FOR THE RESTORATION OF DEMOCRACY FOR THE PEOPLE	2,615		8.20
MUSOKA STEPHEN KAMONZO	NATIONAL RAINBOW COALITION	28,048	(WINNER)	87.94
MUTHI PATRICK SAK	KENYA AFRICAN NATIONAL UNION	1,233		3.87
Total Votes Cast	32,269 Rejected Votes	373 Valid Votes	31,896 Registered Voters	52,643 Percent Voter Turnout 61.17 %

CONSTITUENCY: 061 MWINGI SOUTH				
MUSHA DAVID	NATIONAL RAINBOW COALITION	30,024	(WINNER)	91.32
MUTHI FRIDRICK MUTHI	KENYA AFRICAN NATIONAL UNION	2,484		7.55
NDUNU JAMES MURIT	FORUM FOR THE RESTORATION OF DEMOCRACY FOR THE PEOPLE	371		1.13
Total Votes Cast	33,257 Rejected Votes	378 Valid Votes	32,879 Registered Voters	50,520 Percent Voter Turnout 65.83 %

CONSTITUENCY: 062 KITUI WEST				
KILONZO JIJAH MUMBI	NATIONAL LABOUR PARTY	2,135		6.62
KING ETIESTUS MUMIA	FORUM FOR THE RESTORATION OF DEMOCRACY FOR THE PEOPLE	559		1.73
MUNGUO DANIEL KIMANJHI	SABAS PARTY	446		1.38
MWANGI WALTER DNYIA	NATIONAL RAINBOW COALITION	18,372	(WINNER)	57.00
NYAZI FRANCIS MWANZIA	KENYA AFRICAN NATIONAL UNION	10,247		31.79
NYAKIMWAZI NZUKI	SOCIAL DEMOCRATIC PARTY OF KENYA	471		1.47
Total Votes Cast	32,738 Rejected Votes	505 Valid Votes	32,233 Registered Voters	53,851 Percent Voter Turnout 60.79 %

CONSTITUENCY: 063 KITUI CENTRAL				
KIVUSU ROY MUTUA	FORUM FOR THE RESTORATION OF DEMOCRACY FOR THE PEOPLE	498		1.45
NDOTO GEORGE MUTUA	KENYA AFRICAN NATIONAL UNION	7,857		22.94
NGILU CHARLES KAMUKI	NATIONAL RAINBOW COALITION	25,901	(WINNER)	75.61
Total Votes Cast	34,634 Rejected Votes	378 Valid Votes	34,256 Registered Voters	58,362 Percent Voter Turnout 59.63 %

CONSTITUENCY: 064 MUTITO				
KILONZO JULIUS KIMIA	FORUM FOR THE RESTORATION OF DEMOCRACY FOR THE PEOPLE	5,919	(WINNER)	30.22
KITHONG JIMMY MUTHUSI	NATIONAL RAINBOW COALITION	5,763		29.43
MATHI JIMMY MUNAO	FORUM FOR THE RESTORATION OF DEMOCRACY - ASILI	2,910		14.86
MUTUA YACOB KIBUNDA	KENYA AFRICAN NATIONAL UNION	3,238		16.53
MWATHI FRANCIS KILONZO	NATIONAL ALLIANCE PARTY	693		3.55
MWUTU ZIKIPI MWIKYA	SOCIAL DEMOCRATIC PARTY OF KENYA	980		5.00
NYANDACHARIAS MUKI	KENYA PEOPLE'S PARTY	80		0.41
Total Votes Cast	20,169 Rejected Votes	584 Valid Votes	19,585 Registered Voters	34,697 Percent Voter Turnout 58.12 %

CONSTITUENCY: 065 KITUI SOUTH				
ICHI PATRICK ZIKIPI MWANGU	FORUM FOR THE RESTORATION OF DEMOCRACY - ASILI	6,150	(WINNER)	31.87
KIMUNYA SAMUEL KAMU	KENYA AFRICAN NATIONAL UNION	1,615		8.37
MUTHI JOSUA MUSA MBI	FORUM FOR THE RESTORATION OF DEMOCRACY FOR THE PEOPLE	986		5.11
MUKOKI SAAC MURAYIA	NATIONAL LABOUR PARTY	4,862		25.20
MUTHOKA FRANCIS KISANGAU	KENYA PEOPLE'S PARTY	1,986		10.29
MWANGI ANDU RICHARD JOHN	NATIONAL RAINBOW COALITION	3,697		19.16
Total Votes Cast	19,753 Rejected Votes	457 Valid Votes	19,296 Registered Voters	39,240 Percent Voter Turnout 50.35 %

CONSTITUENCY: 066 MASINGA				
KAMUCU CHRISTOPHER NDIMBI	NATIONAL ALLIANCE PARTY	873		3.94

KALU PIETR MASEU	UNITED DEMOCRATS OF PEACE AND INTEGRITY IN KENYA	171	2.12
KHUC SIMON KITHIKA	KENYA NATIONAL CONGRESS	1,019	1.59
KHUC LARON MUDJOHN	KENYA AFRICAN NATIONAL UNION	1,351	19.63
KITHYAKA JOSI PI MUTHAMI	SOCIAL DEMOCRATIC PARTY OF KENYA	3,097	13.96
MBAI BENSON THWIKI	NATIONAL RAINBOW COALITION	9,375	(WINNER) 42.27
MUTUA FRANCIS MBOYA	NATIONAL PROGRESSIVE PARTY	2,257	10.18
NDOLO BENJAMIN MIBATHA	FORUM FOR THE RESTORATION OF DEMOCRACY FOR THE PEOPLE	732	3.30
Total Votes Cast	22,481	Rejected Votes 303	Valid Votes 22,178
		Registered Voters	38,240
			Percent Voter Turnout 58.00 %

CONSTITUENCY: 067 YATTA

KIAMBATI AMBONIE ACE	NATIONAL PROGRESSIVE PARTY	393	1.39
KHONZO CHARLES MUTAI	SOCIAL DEMOCRATIC PARTY OF KENYA	5,765	31.01
MUCE RABAB MWIKALI	FORUM FOR THE RESTORATION OF DEMOCRACY FOR THE PEOPLE	748	7.65
MUSAL DAVIS PATRICK	KENYA AFRICAN NATIONAL UNION	5,108	18.0
MUTISO JAMES PHILIP	NATIONAL RAINBOW COALITION	12,117	(WINNER) 12.97
WAMBUI FRANCIS PHILIP	SAFIYA PARTY	1,107	3.92
Total Votes Cast	28,574	Rejected Votes 306	Valid Votes 28,268
		Registered Voters	44,744
			Percent Voter Turnout 70.12 %

CONSTITUENCY: 068 KANGUNDO

KALOKI KUSYA	FORUM FOR THE RESTORATION OF DEMOCRACY FOR THE PEOPLE	393	0.92
KANYI SHIPIN MAKAU	NATIONAL LABOUR PARTY	3,131	8.01
KHONZO CHARLES KYALO	NATIONAL ALLIANCE PARTY	5,875	13.72
KIYANARI BLOCC AMBIEHI	UNITED AGRICULTURE PARTY	137	0.32
KITHIKA GABRIEL MUTHAMIA	SAFIYA PARTY	321	0.75
MATHIA MOJELI MUTIA	SUKWASISI PARTY OF KENYA	11,225	(WINNER) 26.21
MWALI KYENGO KALVITHA	FORUM FOR THE RESTORATION OF DEMOCRACY - ASHIF	2,607	6.09
MUTISHI PHILIP NDAMBUKI	NATIONAL PROGRESSIVE PARTY	3,502	8.18
MUTUSI YAKUB MWAIBUKU	NATIONAL RAINBOW COALITION	9,715	22.75
MUSUSI SAIN MUELI	KENYA NATIONAL DEMOCRATIC ALLIANCE	452	1.06
MUSYOKI MURIEL MUYA	KENYA AFRICAN NATIONAL UNION	3,025	7.06
NDAMBUKI JOHNS	SOCIAL DEMOCRATIC PARTY OF KENYA	1,286	3.00
WAMAKA RICHARD MUTUKU	KENYA NATIONAL CONGRESS	831	1.94
Total Votes Cast	43,553	Rejected Votes 723	Valid Votes 42,830
		Registered Voters	73,303
			Percent Voter Turnout 59.64 %

CONSTITUENCY: 069 KATHIANI

KANDI PIETR KALAO	NATIONAL RAINBOW COALITION	16,165	(WINNER) 15.61
KHONZO GEORGE WAMBUI	NATIONAL PROGRESSIVE PARTY	2,902	8.19
MUTINGI JACKSON KIMEL	KENYA AFRICAN NATIONAL UNION	10,892	30.73
WAKYINDO AUGUSTUS MUMINA	FORUM FOR THE RESTORATION OF DEMOCRACY FOR THE PEOPLE	5,486	15.48
Total Votes Cast	35,772	Rejected Votes 327	Valid Votes 35,445
		Registered Voters	68,004
			Percent Voter Turnout 52.60 %

CONSTITUENCY: 070 MACHAKOS TOWN

DAUDI FREDERICK MWANZIA	NATIONAL RAINBOW COALITION	13,113	(WINNER) 33.64
KALOKI COLLINS KITHIKA	SAFIYA PARTY	4,901	12.57
KAMITO ALONGI MWANGANGI	KENYA NATIONAL CONGRESS	9,999	25.65
KIKUYU JOSI SMUS MWANZIA	SOCIAL DEMOCRATIC PARTY OF KENYA	1,089	2.79
KIMU CHARLES NTHWA	FORUM FOR THE RESTORATION OF DEMOCRACY FOR THE PEOPLE	478	1.23
MUTIA WILSON MASILA	FORUM FOR THE RESTORATION OF DEMOCRACY - ASHIF	1,850	4.75
MUNYAKA VICTOR KIKOKO	KENYA AFRICAN NATIONAL UNION	6,856	17.59
MUSYOKI ALONGI MBINDA	NATIONAL LABOUR PARTY	692	1.78
Total Votes Cast	40,984	Rejected Votes 2,006	Valid Votes 38,978
		Registered Voters	74,652
			Percent Voter Turnout 54.90 %

CONSTITUENCY: 071 MWALA

KALUKU JOHN MUTUA	NATIONAL RAINBOW COALITION	19,956	(WINNER) 67.82
KHITHIRAPHELE MUTHUNGU	KENYA NATIONAL CONGRESS	1,134	3.85
MUTUERIE MUTUA	KENYA AFRICAN NATIONAL UNION	3,237	11.00
MUKODI DONIL MUTUA	FORUM FOR THE RESTORATION OF DEMOCRACY FOR THE PEOPLE	4,380	14.89
MUSYOKI BONIFACE MUTUA	NATIONAL LABOUR PARTY	717	2.44
Total Votes Cast	30,192	Rejected Votes 768	Valid Votes 29,424
		Registered Voters	57,994
			Percent Voter Turnout 52.06 %

CONSTITUENCY: 072 MBOONI

KALUFU FREDERICK MUTINGI	SOCIAL DEMOCRATIC PARTY OF KENYA	1,967	5.97
MUNYAO JOSI PI KONZOTTO	NATIONAL RAINBOW COALITION	19,865	(WINNER) 60.27
MUNYAO JOSEPH MULLI	KENYA AFRICAN NATIONAL UNION	9,024	27.38
MWANZI ALI MAJUKYA	FORUM FOR THE RESTORATION OF DEMOCRACY FOR THE PEOPLE	2,105	6.39
Total Votes Cast	33,207	Rejected Votes 246	Valid Votes 32,961
		Registered Voters	57,620
			Percent Voter Turnout 57.63 %

CONSTITUENCY: 073 KILOME

KYUMBINSO ILLONARD MUTI	FORUM FOR THE RESTORATION OF DEMOCRACY FOR THE PEOPLE	213	1.10
MUTU JOSHUA PIETR KAMITA	SOCIAL DEMOCRATIC PARTY OF KENYA	603	3.11
MUTISO JOHN MUTINDA	NATIONAL RAINBOW COALITION	15,225	(WINNER) 78.48
MWALU JOHN HARUN	KENYA AFRICAN NATIONAL UNION	2,967	15.29
NDOLO ANDREW NDOLA	UNITED DEMOCRATS OF PEACE AND INTEGRITY IN KENYA	392	2.02
Total Votes Cast	19,565	Rejected Votes 165	Valid Votes 19,400
		Registered Voters	31,528
			Percent Voter Turnout 62.06 %

CONSTITUENCY: 074 KAITI

MAKENGA RICHARD KALIMI	SOCIAL DEMOCRATIC PARTY OF KENYA	306	1.37
MBAI SIMON MUSYOKA	SAFIYA PARTY	4,195	18.79
MUSALI ZEKIEL MWAKA	NATIONAL RAINBOW COALITION	7,855	35.19
MUTUSI AJANI KALIFU	FORUM FOR THE RESTORATION OF DEMOCRACY FOR THE PEOPLE	219	0.98
NDAMBUKI GIDI ON MUSYOKA	KENYA AFRICAN NATIONAL UNION	9,746	(WINNER) 43.66
Total Votes Cast	22,750	Rejected Votes 429	Valid Votes 22,321
		Registered Voters	39,736
			Percent Voter Turnout 56.17 %

CONSTITUENCY: 075 MAKUENI

KIBWANA KIVUTHA	NATIONAL RAINBOW COALITION	30,583	(WINNER)	77.31
MURITHI MURUA	KENYA NATIONAL CONGRESS	1,159		2.93
MUNYASYA BIN	FORUM FOR THE RESTORATION OF DEMOCRACY FOR THE PEOPLE	1,199		3.03
MUSYIMGI OROGI MAIATA	NATIONAL PROGRESSIVE PARTY	232		0.59
MUTHOKA JOEL MBITHI	KENYA AFRICAN NATIONAL UNION	6,074		15.36
SAMINY MARK MURUWIA	NATIONAL LABOUR PARTY	296		0.75
Total Votes Cast: 40,033	Rejected Votes: 490	Valid Votes: 39,543	Registered Voters: 69,586	Percent Voter Turnout: 57.53 %

CONSTITUENCY: 076 KIBWEZI

KILMA JOHN	SOCIAL DEMOCRATIC PARTY OF KENYA	2,613		8.43
LOMBOSIMBA LOMBO	NATIONAL LABOUR PARTY	2,815		9.09
MBOKO ONI SAMU MUTINDA	FORUM FOR THE RESTORATION OF DEMOCRACY FOR THE PEOPLE	3,741		12.08
MULWA BENARD MUTINDO	KENYA AFRICAN DEMOCRATIC DEVELOPMENT UNION	686		2.21
MUNYA ALPHON KYONDU	NATIONAL PROGRESSIVE PARTY	396		1.28
MWAVAGRAE FRANCIS	KENYA AFRICAN NATIONAL UNION	3,561		11.49
MWONGI YA JOSEPH MAWILI	KENYA PEOPLE'S PARTY	193		0.62
NDJILE RICHARD KALIMBI	NATIONAL RAINBOW COALITION	16,974	(WINNER)	54.79
Total Votes Cast: 31,627	Rejected Votes: 648	Valid Votes: 30,979	Registered Voters: 60,488	Percent Voter Turnout: 52.29 %

CONSTITUENCY: 077 KINANGOP

KAMAU SIMON MWANGI	CHAMA CHA UMA PARTY	421		1.22
KARURI GERARD MANA	SOCIAL DEMOCRATIC PARTY OF KENYA	1,047		3.02
MBURU SHEPHEN KINANGU	KENYA AFRICAN NATIONAL UNION	12,228		35.29
MOGOTHI PETER CHIGI	FORUM FOR THE RESTORATION OF DEMOCRACY - ASILI	2,207		6.37
MURITHI NAPHTALI MUNGAI	FORUM FOR THE RESTORATION OF DEMOCRACY FOR THE PEOPLE	1,296		3.74
MWANGI JOHN MATHARA	SAFINA PARTY	3,919		11.31
WATHAKA MWANGI K	NATIONAL RAINBOW COALITION	13,412	(WINNER)	38.71
WANJIRU MARY	KENYA PEOPLE'S PARTY	117		0.34
Total Votes Cast: 35,116	Rejected Votes: 469	Valid Votes: 34,647	Registered Voters: 52,841	Percent Voter Turnout: 66.46 %

CONSTITUENCY: 078 KIPIPIRI

GITHOHIP PAUL MWANGI	KENYA AFRICAN NATIONAL UNION	4,906		23.50
KAGIMBI JOHN NYORO	KENYA NATIONAL CONGRESS	616		2.95
KAMAU JOHN NJENGA	SOCIAL DEMOCRATIC PARTY OF KENYA	3,917		18.77
KIMUNYA AMOS MHINGA	NATIONAL RAINBOW COALITION	7,436	(WINNER)	35.62
KIRUMBA MICHIEL NJOROGI	FORUM FOR THE RESTORATION OF DEMOCRACY - ASILI	1,762		8.44
MWANGI DOMINIC BOTO	KENYA PATRIOTIC TRUST PARTY	1,062		5.09
NYOIKI KIMANI WA	FORUM FOR THE RESTORATION OF DEMOCRACY FOR THE PEOPLE	1,082		5.18
WANJIRU MARY	SAFINA PARTY	92		0.44
Total Votes Cast: 21,068	Rejected Votes: 195	Valid Votes: 20,873	Registered Voters: 30,532	Percent Voter Turnout: 69.00 %

CONSTITUENCY: 079 OL KALOU

GATHAKU SIMON ITHANANGA	FORUM FOR THE RESTORATION OF DEMOCRACY FOR THE PEOPLE	342		0.88
MAYOKE DANIEL OGUTU	KENYA PEOPLE'S PARTY	1,875		4.80
MBUGU ANTHONY NDUNGU	KENYA AFRICAN NATIONAL UNION	5,247		13.43
MURIUKI KARU MURIUKI	NATIONAL RAINBOW COALITION	24,590	(WINNER)	62.94
WAKABA JAMES IRUNGU	SAFINA PARTY	7,012		17.95
Total Votes Cast: 39,657	Rejected Votes: 591	Valid Votes: 39,066	Registered Voters: 58,198	Percent Voter Turnout: 67.97 %

CONSTITUENCY: 080 NDARAGWA

MUCHIRI GEORGE GACHARA	NATIONAL RAINBOW COALITION	20,458	(WINNER)	92.83
MUGWE PETER MBURU	KENYA AFRICAN NATIONAL UNION	1,579		7.17
Total Votes Cast: 22,219	Rejected Votes: 182	Valid Votes: 22,037	Registered Voters: 31,599	Percent Voter Turnout: 70.30 %

CONSTITUENCY: 081 TETU

GITHI NJIAMI SINDUNGU	KENYA AFRICAN NATIONAL UNION	554		1.92
MAATHIA WANGARI MUTA	NATIONAL RAINBOW COALITION	27,992	(WINNER)	96.99
NDIRANGU WILSON KAMAU	FORUM FOR THE RESTORATION OF DEMOCRACY FOR THE PEOPLE	316		1.09
Total Votes Cast: 29,216	Rejected Votes: 354	Valid Votes: 28,862	Registered Voters: 38,719	Percent Voter Turnout: 75.46 %

CONSTITUENCY: 082 KIENI

GILONGA PETER MATHENGI	SAFINA PARTY	5,117		12.87
MUREITHI JOEL MURUTHI	KENYA AFRICAN NATIONAL UNION	1,018		2.56
MURUNGURU CHRISTOPHER NDARATHI	NATIONAL RAINBOW COALITION	27,550	(WINNER)	69.30
WAREGONGO NEMESYS	FORUM FOR THE RESTORATION OF DEMOCRACY FOR THE PEOPLE	6,072		15.27
Total Votes Cast: 39,875	Rejected Votes: 118	Valid Votes: 39,757	Registered Voters: 58,358	Percent Voter Turnout: 68.33 %

CONSTITUENCY: 083 MATHIRA

GACHAGUA JAMES NDIRITU	NATIONAL RAINBOW COALITION	30,355	(WINNER)	59.13
KARANJIOSEPH NGACHYA	KENYA PATRIOTIC TRUST PARTY	674		1.31
KUGURU PETER NGIBUNI	KENYA AFRICAN NATIONAL UNION	5,054		9.85
WAMATI LILIAN MATHU	SAFINA PARTY	15,250		29.71
Total Votes Cast: 51,685	Rejected Votes: 352	Valid Votes: 51,333	Registered Voters: 72,664	Percent Voter Turnout: 71.13 %

CONSTITUENCY: 084 OTHAYA

KIBAKI MWAIT	NATIONAL RAINBOW COALITION	33,358	(WINNER)	98.20
WANG'ONDU JOHN GITHINJI	KENYA AFRICAN NATIONAL UNION	613		1.80
Total Votes Cast: 34,239	Rejected Votes: 268	Valid Votes: 33,971	Registered Voters: 44,751	Percent Voter Turnout: 78.12 %

CONSTITUENCY: 085 MUKURWEINI
 KABANDO KABANDO WA KAGWE MUMBI MWANGI CHARLES KOIGI
 Total Votes Cast 29,748 Rejected Votes: 320 Valid Votes 29,428 Registered Voters 40,340 Percent Voter Turnout 73.74 %

SABINA PARTY	12,184	11.40
NATIONAL RAINBOW COALITION	16,953 (WINNER)	57.61
KENYA AFRICAN NATIONAL UNION	291	0.99

CONSTITUENCY: 086 NYERI TOWN
 GITHUVA JOHN NDIRITU KIHORO WANYIRI KING'ORI MICHAEL NDIRANGU MATHI NGI ISAMAH MWAI MURITHI PETER GICHOHU NDIRITU JOHNSTONE MATHI NGI WANDIRI JOSI PHINDIRANGU
 Total Votes Cast 32,580 Rejected Votes: 289 Valid Votes 32,291 Registered Voters 51,632 Percent Voter Turnout 63.10 %

KENYA PATRIOTIC TRUST PARTY		
SABINA PARTY	188	0.58
PEOPLES PARTY OF KENYA	2,104	7.44
KENYA AFRICAN NATIONAL UNION	209	0.65
NATIONAL RAINBOW COALITION	492	2.14
FORUM FOR THE RESTORATION OF DEMOCRACY FOR THE PEOPLE	28,372 (WINNER)	87.86
NATIONAL ALLIANCE PARTY	297	0.92
NATIONAL ALLIANCE PARTY	129	0.40

CONSTITUENCY: 087 MWEA
 KAGIRI MURITHI RONALD KAMAU ISAC MWANIKI MURITHI JOSI PHIMWANKI NDIRITU ALFRED MWANGI
 Total Votes Cast 33,882 Rejected Votes: 306 Valid Votes 33,576 Registered Voters 50,440 Percent Voter Turnout 67.17 %

CHAMACHA UMA PARTY	312	0.93
FORUM FOR THE RESTORATION OF DEMOCRACY FOR THE PEOPLE	1,227	3.65
KENYA AFRICAN NATIONAL UNION	2,674	7.96
NATIONAL RAINBOW COALITION	29,363 (WINNER)	87.45

CONSTITUENCY: 088 GICHUGU
 CHOMBA CHARLES MURITHI GACJAU MILTON MUNEKI KARIUKI PETER WAMBU GU KARUA MATHIA WANGARI MUNG'HERNESI MURUKI
 Total Votes Cast 39,282 Rejected Votes: 689 Valid Votes 38,593 Registered Voters 55,935 Percent Voter Turnout 70.23 %

SISI KWASISI PARTY OF KENYA	1,133	3.71
KENYA PATRIOTIC TRUST PARTY	428	1.11
KENYA AFRICAN NATIONAL UNION	7,859	20.36
NATIONAL RAINBOW COALITION	28,262 (WINNER)	73.23
FORUM FOR THE RESTORATION OF DEMOCRACY FOR THE PEOPLE	611	1.59

CONSTITUENCY: 089 NDIA
 GITHAI ROBINSON NJERU KIBICHO JAMES KARIU MAINA B B MWAI MURUKI T MWANGI
 Total Votes Cast 28,524 Rejected Votes: 292 Valid Votes 28,232 Registered Voters 40,902 Percent Voter Turnout 74.50 %

NATIONAL RAINBOW COALITION	23,037 (WINNER)	81.60
SABINA PARTY	4,417	15.65
KENYA AFRICAN NATIONAL UNION	608	2.15
KENYA PATRIOTIC TRUST PARTY	170	0.60

CONSTITUENCY: 090 KERUGOYA/KUTUS
 CHIGHT CRISPO DAVID WERU KARABA DANIEL DICKSON KARIUKI JOHN NGATI MUGOI AZARUS MUNEKI NJIRU KENNETH NJAGI
 Total Votes Cast 34,965 Rejected Votes 531 Valid Votes 34,434 Registered Voters 51,155 Percent Voter Turnout 67.31 %

KENYA GHIZI NS CONGRESS	203	0.59
NATIONAL RAINBOW COALITION	22,876 (WINNER)	66.29
KENYA AFRICAN NATIONAL UNION	4,795	12.21
SABINA PARTY	3,927	10.12
UNITED DEMOCRATS OF PEACE AND INTEGRITY IN KENYA	273	0.79

CONSTITUENCY: 091 KANGEMA
 GIKONYO D KURIA MICHUKI JOHN NJOROGE MUTHOKI HAKSON MURIU MWANGI HARRISON MAINA MWANGI DUNCAN GITHIGA WAMBUI HIRSH
 Total Votes Cast 24,675 Rejected Votes: 319 Valid Votes 24,356 Registered Voters 35,674 Percent Voter Turnout 69.17 %

SABINA PARTY	5,801	21.76
NATIONAL RAINBOW COALITION	13,134 (WINNER)	53.93
KENYA PEOPLES PARTY	1,217	5.00
SISI KWASISI PARTY OF KENYA	371	1.36
KENYA AFRICAN NATIONAL UNION	4,198	17.24
FORUM FOR THE RESTORATION OF DEMOCRACY FOR THE PEOPLE	175	0.72

CONSTITUENCY: 092 MATHIOYA
 GITHAIRI FRANCIS NJAKWI KAMOTHO JOHN JOSI PH KIHARA CHARLES NJIRU MUGANI JULIUS KAMAU
 Total Votes Cast 28,480 Rejected Votes: 301 Valid Votes 28,179 Registered Voters 41,874 Percent Voter Turnout 68.01 %

KENYA AFRICAN NATIONAL UNION	1,170	4.15
NATIONAL RAINBOW COALITION	25,428 (WINNER)	90.24
FORUM FOR THE RESTORATION OF DEMOCRACY FOR THE PEOPLE	1,321	4.70
CHAMACHA MAJIMBONA MWANGAZA	257	0.91

CONSTITUENCY: 093 KIHARU
 CIGI WANYAMBERA KARIUKI IGNATIUS NGINYI KIMBE GITHIRA MATHI KENNEDY PATRICK M MWANGI BARNABAS MURIBOC MWANGI SETH PHANAWLERI NJUGI SICHOF ASKIRAGU
 Total Votes Cast 48,538 Rejected Votes 727 Valid Votes 47,811 Registered Voters 80,383 Percent Voter Turnout 60.84 %

NATIONAL ALLIANCE PARTY	499	1.01
KENYA AFRICAN NATIONAL UNION	10,058	21.01
NATIONAL RAINBOW COALITION	27,675 (WINNER)	57.88
KENYA PEOPLES PARTY	920	1.92
FORUM FOR THE RESTORATION OF DEMOCRACY FOR THE PEOPLE	6,705	14.02
SABINA PARTY	1,687	3.53
FORUM FOR THE RESTORATION OF DEMOCRACY FOR THE PEOPLE	267	0.56

CONSTITUENCY: 094 KIGUMO
 KAMAU JAMLET KIRUNGU KAMBIGI JAMES MAINA MAINA ARIENE MUBIA KABIRU MURITHI GEORGE GITHU MWANGI JOSI PH KURIA MWANGI GONDI MUBIA KIHARA MWALUA JOHN B KIRORI WAMBUI PAUL IRINGU WAMBIGO GEORGE NYAMUKO NYORO
 Total Votes Cast 48,538 Rejected Votes 727 Valid Votes 47,811 Registered Voters 80,383 Percent Voter Turnout 60.84 %

KENYA AFRICAN NATIONAL UNION	7,811	25.82
KENYA PEOPLES PARTY	1,009	3.31
SOCIAL DEMOCRATIC PARTY OF KENYA	326	1.08
UNITED PATRIOTIC PARTY OF KENYA	1,770	5.85
MASS PARTY OF KENYA	752	2.19
NATIONAL RAINBOW COALITION	11,666 (WINNER)	38.18
NATIONAL ALLIANCE PARTY	257	0.85
CHAMACHA UMA PARTY	175	0.58
UNITED AGRICULTURE PARTY	2,583	8.51

WAWIRU BERNARD CHEGE WAWIRU JACKSON KAMAU	FORUM FOR THE RESTORATION OF DEMOCRACY FOR THE PEOPLE SALINA PARTY	94 811	0.31 2.68
Total Votes Cast 30,662	Rejected Votes 408	Valid Votes 30,254	Registered Voters 48,506 Percent Voter Turnout 66.89 %

CONSTITUENCY: 095 MARAGWA

KARIUKIS K	FORUM FOR THE RESTORATION OF DEMOCRACY - ASILI	1,718	5.59
MAINA CHEGE	FORUM FOR THE RESTORATION OF DEMOCRACY FOR THE PEOPLE	2,037	6.63
MBAU JHANS PEJER	NATIONAL RAINBOW COALITION	13,916	(WINNER) 45.31
MBURU PHTANUS NJOROGE	CHAMA CHA UMA PARTY	420	1.37
MBURU HOWARD DENNIS NJOROGE	KENYA AFRICAN NATIONAL UNION	2,957	9.63
MWANGI PEJER KAMANDI	UNITED PATRIOTIC PARTY OF KENYA	5,000	16.28
NDUNGU THOMAS PETER CHIGI	SALINA PARTY	1,667	5.19
Total Votes Cast 31,635	Rejected Votes 920	Valid Votes 30,715	Registered Voters 48,417 Percent Voter Turnout 63.99 %

CONSTITUENCY: 096 KANDARA

DR KARAU SHEPHEN NDUNGU	KENYA AFRICAN NATIONAL UNION	6,709	17.42
GACHIHU SAMUEL MUCURI	UNITED AGRIP PARTY	612	1.59
KAMAU MBUYI	SOCIAL DEMOCRATIC PARTY OF KENYA	250	0.65
KARIUKI GYACURU WA	KENYA PEOPLE'S PARTY	2,025	5.26
MBURU DAVID NGUGI	FORUM FOR THE RESTORATION OF DEMOCRACY FOR THE PEOPLE	4,040	10.49
MURAYA PEJER KARIH	FORUM FOR THE RESTORATION OF DEMOCRACY - ASILI	1,406	3.65
TORO JOSHUA NGUGI	NATIONAL RAINBOW COALITION	17,678	(WINNER) 45.90
WAHOMPA AICHI MUTHONI	SALINA PARTY	5,614	14.58
WAWIRU DAVID NGITHI	CHAMA CHA UMA PARTY	180	0.47
Total Votes Cast 39,226	Rejected Votes 712	Valid Votes 38,514	Registered Voters 60,106 Percent Voter Turnout 65.26 %

CONSTITUENCY: 097 GATANGA

KABUGI ERAD AMOS	KENYA NATIONAL DEMOCRATIC ALLIANCE	417	1.11
KARIUKI FRANCIS NJOROGE	FORUM FOR THE RESTORATION OF DEMOCRACY FOR THE PEOPLE	792	2.11
KENSI THIPETER	NATIONAL RAINBOW COALITION	29,961	(WINNER) 79.92
MURATHI DAVID WAKIRU	KENYA AFRICAN NATIONAL UNION	6,319	16.86
Total Votes Cast 38,514	Rejected Votes 1,025	Valid Votes 37,489	Registered Voters 62,043 Percent Voter Turnout 62.08 %

CONSTITUENCY: 098 GATUNDU SOUTH

GITHU SAMUEL NJAU	FORUM FOR THE RESTORATION OF DEMOCRACY FOR THE PEOPLE	304	0.84
KAGOMBI JOSIPH KIMANI	UNITED PATRIOTIC PARTY OF KENYA	144	0.40
KAMUNGU MA PATRICK MURU	NATIONAL ALLIANCE PARTY	355	0.98
KENYA ALEXANDER MUGI	KENYA AFRICAN NATIONAL UNION	33,052	(WINNER) 91.57
MUTHI AMOS SANGA	NATIONAL RAINBOW COALITION	2,239	6.20
Total Votes Cast 36,686	Rejected Votes 592	Valid Votes 36,094	Registered Voters 51,868 Percent Voter Turnout 70.73 %

CONSTITUENCY: 099 GATUNDU NORTH

GACHANJA CHEMUNIBENSON	NATIONAL RAINBOW COALITION	2,721	10.28
GAIURAN AMANSHION NGUGI	SOCIAL DEMOCRATIC PARTY OF KENYA	3,884	14.66
GITHU ERIC KAMAU	KENYA NATIONAL CONGRESS	144	0.51
KIHU MUSHI MUTUA	FORUM FOR THE RESTORATION OF DEMOCRACY FOR THE PEOPLE	67	0.25
MURURI PATRICK KARIUKI	KENYA AFRICAN NATIONAL UNION	8,513	(WINNER) 32.12
NG'ANG'ACHEMEN KARIUKI	SIKWA SISI PARTY OF KENYA	3,248	12.26
NGARUYA JOHN KIBORI	SALINA PARTY	5,192	19.59
WANGUNYASAMUEL MUCURI	FORUM FOR THE RESTORATION OF DEMOCRACY - ASILI	2,728	10.29
Total Votes Cast 26,949	Rejected Votes 449	Valid Votes 26,500	Registered Voters 39,146 Percent Voter Turnout 68.52 %

CONSTITUENCY: 100 JUJA

GACHOKYA ANTHONY MURURI	SALINA PARTY	94	0.19
GITHU WILLIAM KIBOGO	SIKWA SISI PARTY OF KENYA	20,897	(WINNER) 42.88
KAMAU PEJER KARINYA	FORUM FOR THE RESTORATION OF DEMOCRACY FOR THE PEOPLE	583	1.20
KIAMU PEJER WANGAI	SOCIAL DEMOCRATIC PARTY OF KENYA	457	0.94
KIGAMBA PAULI JIATO	MASS PARTY OF KENYA	1,484	3.05
KINONGI BOSHAI WATUKU	FORUM FOR THE RESTORATION OF DEMOCRACY - ASILI	346	0.71
MBURU PEJER WAWIRU	CHAMA CHA UMA PARTY	172	0.35
MUCHAI CHARLES SANGA	NATIONAL RAINBOW COALITION	16,423	33.70
NDICHO SHEPHEN NDABI	KENYA AFRICAN NATIONAL UNION	7,781	15.97
NZOKA DAVID NGOS	NATIONAL LABOUR PARTY	406	0.83
RASHIDIRU NGUWASHIMAI	REPUBLICAN REFORMATION PARTY	86	0.18
Total Votes Cast 50,018	Rejected Votes 1,286	Valid Votes 48,732	Registered Voters 103,856 Percent Voter Turnout 49.36 %

CONSTITUENCY: 101 GITHUNGURI

GALABAKI NJITHU	NATIONAL RAINBOW COALITION	7,759	19.35
KAGO DICKSON NDICHU	NATIONAL PROGRESSIVE PARTY	291	0.73
KIBEL DOMINIC MWARA	CHAMA CHA UMA PARTY	295	0.74
MAGUGU ARTHUR KINYAJU	KENYA AFRICAN NATIONAL UNION	22,212	(WINNER) 55.41
MBUGU SAMUEL WAINANA	FORUM FOR THE RESTORATION OF DEMOCRACY FOR THE PEOPLE	9,216	22.99
MEKIRI JOSIPH CHIGI	KENYA PEOPLE'S PARTY	152	0.38
NDIBASAMUEL KIHARA	UNITED PATRIOTIC PARTY OF KENYA	160	0.40
Total Votes Cast 40,965	Rejected Votes 877	Valid Votes 40,088	Registered Voters 63,394 Percent Voter Turnout 69.40 %

CONSTITUENCY: 102 KIAMBAA

GITHUNGURI JOHN KANYUA	UNITED PATRIOTIC PARTY OF KENYA	874	1.84
IGHARA JOHN KAMAU	SALINA PARTY	4,596	9.67
KARIUKI CHRISTOPHER KAMAU	FORUM FOR THE RESTORATION OF DEMOCRACY - ASILI	478	1.01
KARUMI JAMES NJINGA	KENYA AFRICAN NATIONAL UNION	22,221	(WINNER) 46.75
MWANGI THUS NDUNGU	KENYA SOCIAL CONGRESS	162	0.34
NG'ERU SIMON MWANGI	KENYA PEOPLE'S PARTY	691	1.46
NGITHI ROBERT NELSON	NATIONAL RAINBOW COALITION	17,443	36.70
NJIRIPHIMONI NAIKONYA	SOCIAL DEMOCRATIC PARTY OF KENYA	1,065	2.24

Total Votes Cast 48,392 Rejected Votes 859 Valid Votes 47,533 Registered Voters 80,136 Percent Voter Turnout 59.14 %

CONSTITUENCY: 103 KABETE

KIGATHI SAMUEL GACHARA	NATIONAL RAINBOW COALITION		
MUTHI PAUL KIBUGI	SABINA PARTY	6965	1493
MUNGO MICHIE	NSUKWASISI PARTY OF KENYA	20614	(WINNER) 1120
MUNSO KARIBAJE	NATIONAL ALLIANCE PARTY	117	689
NG'ANG'A FIFES NGUYAI	KENYA AFRICAN NATIONAL UNION	462	099
NGUGI WILSON NDUNGU	PEOPLES PARTY OF KENYA	16286	3192
WAKAMHU GEORGE NJENGA	KENYA PEOPLES PARTY	512	116
Total Votes Cast 46,998	Rejected Votes 355	Valid Votes 46,643	Registered Voters 75,436 Percent Voter Turnout 62.76 %

CONSTITUENCY: 104 LIMURU

KAMAU CHARLES MWANIKI	NATIONAL ALLIANCE PARTY	1280	131
KURIA SIMON KINYINGI	KENYA AFRICAN NATIONAL UNION	18938	(WINNER) 6127
MURUGI GEORGE MWANGI	PEOPLES PARTY OF KENYA	501	171
MUNYAKA JOSIP KIMANI	SABINA PARTY	487	165
NJING'A SAMUEL KINYANJUI	FORUM FOR THE RESTORATION OF DEMOCRACY FOR THE PEOPLE	317	118
NJONJO APOLO LUCIANO	SOCIAL DEMOCRATIC PARTY OF KENYA	1266	130
NYANJA GEORGE BENJAMIN MURUGA	NATIONAL RAINBOW COALITION	6053	2031
WAGVINO JOSIPH MURURI	UNITED AGRIPARTY	592	201
Total Votes Cast: 29,959	Rejected Votes 492	Valid Votes 29,467	Registered Voters 49,626 Percent Voter Turnout 60.31 %

CONSTITUENCY: 105 LARI

KAGNYI SJARIF FRANCIS	NATIONAL RAINBOW COALITION	13030	1311
KARANJA PHILIP NDUNGU	FORUM FOR THE RESTORATION OF DEMOCRACY FOR THE PEOPLE	580	192
KARIUKI GATHINYI JORAM	KENYA NATIONAL DEMOCRATIC ALLIANCE	78	026
KIMATHI JAMES VISCONTI	KENYA AFRICAN NATIONAL UNION	15305	(WINNER) 5130
NG'ANG'A AARON WAMBUI	SABINA PARTY	76	25
WARWATHI LINDGURI SAMUEL	UNITED PATRIOTIC PARTY OF KENYA	353	081
Total Votes Cast 30,659	Rejected Votes 437	Valid Votes 30,222	Registered Voters 44,553 Percent Voter Turnout 68.81 %

CONSTITUENCY: 106 TURKANA NORTH

IKWEL MOKES ACHOK	FORUM FOR THE RESTORATION OF DEMOCRACY FOR THE PEOPLE	489	391
KIYONG'A JOHN MUNYES	NATIONAL RAINBOW COALITION	7163	(WINNER) 5798
LOWTON OLIVER LURUP	SOCIAL DEMOCRATIC PARTY OF KENYA	235	168
NAKUPU CHRISTOPHER DOYE	KENYA AFRICAN NATIONAL UNION	1619	693
Total Votes Cast 12,559	Rejected Votes 53	Valid Votes 12,506	Registered Voters 32,729 Percent Voter Turnout 38.37 %

CONSTITUENCY: 107 TURKANA CENTRAL

EMAYI PHILIP RICKI JORI	FORUM FOR THE RESTORATION OF DEMOCRACY FOR THE PEOPLE	111	130
ETURO KWEE DAVID	NATIONAL RAINBOW COALITION	11071	(WINNER) 3017
EMANAR HORIMANUEL	KENYA AFRICAN NATIONAL UNION	99	193
Total Votes Cast 22,122	Rejected Votes 120	Valid Votes 22,002	Registered Voters 41,610 Percent Voter Turnout 52.13 %

CONSTITUENCY: 108 TURKANA SOUTH

AGHUKA FRANCIS IGWATION	KENYA AFRICAN NATIONAL UNION	110	(WINNER) 1101
EKAMDA DILIDY	SOCIAL DEMOCRATIC PARTY OF KENYA	7110	2929
ETURO HIL SAMSON ALORI	NATIONAL RAINBOW COALITION	11	81
LOKAPLE DAVID LEM	FORUM FOR THE RESTORATION OF DEMOCRACY FOR THE PEOPLE	91	099
Total Votes Cast 10,408	Rejected Votes 30	Valid Votes 10,378	Registered Voters 23,992 Percent Voter Turnout 41.49 %

CONSTITUENCY: 109 KACHELIBA

JOHN JOHN	FORUM FOR THE RESTORATION OF DEMOCRACY FOR THE PEOPLE	19	058
FORADRO WILLY SAMMY	NATIONAL RAINBOW COALITION	801	643
POGHISO SAMUEL FOSTERON	KENYA AFRICAN NATIONAL UNION	976	(WINNER) 9766
Total Votes Cast 7,835	Rejected Votes 37	Valid Votes 7,798	Registered Voters 16,952 Percent Voter Turnout 46.19 %

CONSTITUENCY: 110 KAPENGURIA

KAPLETI OLUK APOWON	NATIONAL RAINBOW COALITION	176	131
TOHUMI MAMANE LILIOLEM	FORUM FOR THE RESTORATION OF DEMOCRACY FOR THE PEOPLE	399	105
MOROTO SAMUEL CHUMIL	KENYA AFRICAN NATIONAL UNION	1793	(WINNER) 599
SINDYANO WILLY AMEKANYONGU	SOCIAL DEMOCRATIC PARTY OF KENYA	131	061
Total Votes Cast 23,848	Rejected Votes 244	Valid Votes 23,604	Registered Voters 41,544 Percent Voter Turnout 57.40 %

CONSTITUENCY: 111 SIGOR

RODIN PHILIP PUETO	KENYA AFRICAN NATIONAL UNION	1667	(WINNER) 896
SIRIL RICHARD	NATIONAL RAINBOW COALITION	1016	1913
Total Votes Cast 20,870	Rejected Votes 92	Valid Votes 20,778	Registered Voters 34,922 Percent Voter Turnout 59.76 %

CONSTITUENCY: 112 SAMBURU WEST

EMAMITAN RAMPALI LINDGURE	FORUM FOR THE RESTORATION OF DEMOCRACY FOR THE PEOPLE	186	099
ETSERI SIMON SAMANGA	KENYA AFRICAN NATIONAL UNION	19098	(WINNER) 9279
MAJANO ELAKONO ROBERT	NATIONAL RAINBOW COALITION	1298	631
Total Votes Cast 20,687	Rejected Votes 105	Valid Votes 20,582	Registered Voters 36,875 Percent Voter Turnout 56.05 %

CONSTITUENCY: 113 SAMBURU EAST

EMAMIPAA JOHNSON	FORUM FOR THE RESTORATION OF DEMOCRACY FOR THE PEOPLE	2903	2901
------------------	---	------	------

TEMEIN FERDRAPHUET	NATIONAL RAINBOW COALITION	1,029	1190
TERINGAIO PAUL	SAFIA PARTY	207	300
TESHORE PRISA SAMMY	KENYA AFRICAN NATIONAL UNION	3,665 (WINNER)	5309
Total Votes Cast 6,910	Rejected Votes 6	Valid Votes 6,904	Registered Voters 12,832
			Percent Voter Turnout 53.84 %

CONSTITUENCY: 114 KWANZA

MOHIB N KISORO SAMUEL	KENYA AFRICAN NATIONAL UNION	9,779	30,14
WANAMBISI TOMI HIRU	FORUM FOR THE RESTORATION OF DEMOCRACY FOR THE PEOPLE	1,383	1,55
WELI KANYA NATHANIEL ANGANGA	NATIONAL RAINBOW COALITION	29,652 (WINNER)	64,91
Total Votes Cast 32,309	Rejected Votes 495	Valid Votes 31,814	Registered Voters 55,400
			Percent Voter Turnout 58.32 %

CONSTITUENCY: 115 SABOTI

SUTHIUSIEN ANSAMBU	FORUM FOR THE RESTORATION OF DEMOCRACY FOR THE PEOPLE	2,172	1,61
WAMUATI ERIC KIPUS	KENYA AFRICAN NATIONAL UNION	9,919	21,20
WAMAFWA MICHAEL CHRISTOPHER	NATIONAL RAINBOW COALITION	34,700 (WINNER)	71,16
Total Votes Cast 47,544	Rejected Votes 753	Valid Votes 46,791	Registered Voters 90,738
			Percent Voter Turnout 52.40 %

CONSTITUENCY: 116 CHERANGANY

BARIZYA COSMAS WANJAU	FORUM FOR THE RESTORATION OF DEMOCRACY FOR THE PEOPLE	1,905	7,33
KIRWA KIPRU TO RONO	NATIONAL RAINBOW COALITION	16,878 (WINNER)	61,91
RONOH MICHAEL MRSIJI	KENYA AFRICAN NATIONAL UNION	6,872	26,11
WANYAMWENI FRANCIS GETHUKI	NATIONAL PROGRESSIVE PARTY	351	1,29
Total Votes Cast 26,404	Rejected Votes 415	Valid Votes 25,989	Registered Voters 42,911
			Percent Voter Turnout 61.51 %

CONSTITUENCY: 117 ELDORET NORTH

CHISREI RUBEN KIPYAGAI	NATIONAL RAINBOW COALITION	21,258	13,14
KIRWA WILIAM KIPKAMBORI	FORUM FOR THE RESTORATION OF DEMOCRACY FOR THE PEOPLE	827	1,47
RUTO WILIAM SMOLLE	KENYA AFRICAN NATIONAL UNION	31,146 (WINNER)	55,39
Total Votes Cast 57,264	Rejected Votes 1,033	Valid Votes 56,231	Registered Voters 100,214
			Percent Voter Turnout 57.14 %

CONSTITUENCY: 118 ELDORET EAST

KIPCHUMBA JOSI PIET AGAI	KENYA AFRICAN NATIONAL UNION	21,881 (WINNER)	71,39
ELIEN SIMON CHIPSOROR	NATIONAL RAINBOW COALITION	9,971	28,61
Total Votes Cast 35,559	Rejected Votes 707	Valid Votes 34,852	Registered Voters 57,190
			Percent Voter Turnout 62.18 %

CONSTITUENCY: 119 ELDORET SOUTH

KORODAWID KIPYANUT	KENYA AFRICAN NATIONAL UNION	16,756 (WINNER)	19,17
MENGECH HAWELAM KIPITOO	FORUM FOR THE RESTORATION OF DEMOCRACY FOR THE PEOPLE	1,004	2,95
TOO MARK KIPYARBI	NATIONAL RAINBOW COALITION	16,316	17,88
Total Votes Cast 34,700	Rejected Votes 624	Valid Votes 34,076	Registered Voters 57,641
			Percent Voter Turnout 58.65 %

CONSTITUENCY: 120 MARAKWET EAST

CHIEPKWONY KANDA JOSI PIET	FORUM FOR THE RESTORATION OF DEMOCRACY FOR THE PEOPLE	140	0,93
KIPYONJIN MAJI BI	NATIONAL RAINBOW COALITION	9,166 (WINNER)	60,75
MARRIMOI JOHN KIPITOO	KENYA AFRICAN NATIONAL UNION	5,517	36,57
YANGO JOSI PIET KIPCHUMBA	SOCIAL DEMOCRATIC PARTY OF KENYA	265	1,76
Total Votes Cast 15,181	Rejected Votes 93	Valid Votes 15,088	Registered Voters 22,896
			Percent Voter Turnout 66.43 %

CONSTITUENCY: 121 MARAKWET WEST

KANO FRANCIS MUIWOT	NATIONAL RAINBOW COALITION	2,569	12,59
KIPCHUMBA JOIN YATOR	SOCIAL DEMOCRATIC PARTY OF KENYA	662	3,21
KIPHEGLEN DANIEL KIPKOSGELI	FORUM FOR THE RESTORATION OF DEMOCRACY FOR THE PEOPLE	5,901	24,53
SUDIDAWID KIPRONO SULEHER	KENYA AFRICAN NATIONAL UNION	12,168 (WINNER)	59,61
Total Votes Cast 20,736	Rejected Votes 333	Valid Votes 20,403	Registered Voters 30,829
			Percent Voter Turnout 67.26 %

CONSTITUENCY: 122 KEIYO NORTH

ARAP KIGEN FRANCIS KIPKOECH	NATIONAL RAINBOW COALITION	5,281	32,37
CHIEPKHONY LUCAS KIPKOSGELI	KENYA AFRICAN NATIONAL UNION	10,779 (WINNER)	66,03
IYAGALIBERI KOECH	FORUM FOR THE RESTORATION OF DEMOCRACY FOR THE PEOPLE	261	1,60
Total Votes Cast 16,536	Rejected Votes 212	Valid Votes 16,324	Registered Voters 24,516
			Percent Voter Turnout 67.45 %

CONSTITUENCY: 123 KEIYO SOUTH

BIWOTI KIPRONO KIPYATOR	KENYA AFRICAN NATIONAL UNION	20,562 (WINNER)	81,14
SHELEBETHA JUPITOO	NATIONAL RAINBOW COALITION	4,687	18,56
Total Votes Cast 25,661	Rejected Votes 412	Valid Votes 25,249	Registered Voters 36,985
			Percent Voter Turnout 69.38 %

CONSTITUENCY: 124 MOSOP

CHROGE WILBERI KIPSANG	NATIONAL RAINBOW COALITION	11,984	12,17
RONO ISAC ARAP	FORUM FOR THE RESTORATION OF DEMOCRACY FOR THE PEOPLE	800	2,81
SAMBU JOHN KIPKORIR	KENYA AFRICAN NATIONAL UNION	15,636 (WINNER)	55,02
Total Votes Cast 29,098	Rejected Votes 678	Valid Votes 28,420	Registered Voters 44,180
			Percent Voter Turnout 65.86 %

CONSTITUENCY: 125 ALDAI

CHROGE JIM	KENYA AFRICAN NATIONAL UNION	13,738 (WINNER)	13,72
KIAMBOLITH KIPRONO	KENYA AFRICAN NATIONAL UNION	2,851	9,07
KIROOMBOS KIPKETER	NATIONAL RAINBOW COALITION	6,318	20,11

KIPCHOCHOGE SAMMY	FORUM FOR THE RESTORATION OF DEMOCRACY FOR THE PEOPLE	8,517	2,110				
Total Votes Cast 31,808	Rejected Votes 384	Valid Votes 31,424	Registered Voters 45,470	Percent Voter Turnout 69.94	%		
CONSTITUENCY: 126	EMGWEN						
CEPHAI SAMSON KIPKOECH ARAP	SAFINA PARTY	1,773	501				
LAGALU THAI KIPKARBEI	KENYA AMERICAN NATIONAL UNION	15,851	14,777				
SAINA MOKSI KIPKOGON	FORUM FOR THE RESTORATION OF DEMOCRACY FOR THE PEOPLE	402	1,114				
STIGOG KIMAYO KIRONJI ARAP	NATIONAL LABOUR PARTY	199	0,36				
FARUS SHEHN KIPKIYENY	NATIONAL RAINBOW COALITION	17,183 (WINNER)	18,535				
Total Votes Cast 36,137	Rejected Votes 729	Valid Votes 35,408	Registered Voters 56,708	Percent Voter Turnout 62.44	%		
CONSTITUENCY: 127	TINDERET						
RELI BENJAMIN KIPKUMBA	NATIONAL RAINBOW COALITION	8,416	23,40				
KONGIYI HENRY KIPRONO	KENYA AMERICAN NATIONAL UNION	19,290 (WINNER)	53,63				
SAMOH GEORGE KIMBOI	FORUM FOR THE RESTORATION OF DEMOCRACY FOR THE PEOPLE	8,265	22,98				
Total Votes Cast 36,860	Rejected Votes 889	Valid Votes 35,971	Registered Voters 58,585	Percent Voter Turnout 61.40	%		
CONSTITUENCY: 128	BARINGO EAST						
KAMANYI ANAN ABONGOTUM	FORUM FOR THE RESTORATION OF DEMOCRACY FOR THE PEOPLE	6,315 (WINNER)	53,99				
TOLODO JOSEPH MUDONSO	KENYA AMERICAN NATIONAL UNION	5,100	13,60				
SARGITH SAMMY ARKAI	NATIONAL RAINBOW COALITION	282	2,11				
Total Votes Cast 11,750	Rejected Votes 53	Valid Votes 11,697	Registered Voters 17,069	Percent Voter Turnout 68.84	%		
CONSTITUENCY: 129	BARINGO NORTH						
BOH KIPKUMBI WILIAM	KENYA AMERICAN NATIONAL UNION	17,053 (WINNER)	7,110				
KANDAGOR KIPKURU	SOCIAL DEMOCRATIC PARTY OF KENYA	118	1,82				
KIPKUMBA KIMUGI HAROLD	FORUM FOR THE RESTORATION OF DEMOCRACY FOR THE PEOPLE	126	0,55				
KIPKIONG CHILPKOYWA ANDRIW	NATIONAL RAINBOW COALITION	5,417	23,51				
Total Votes Cast 23,295	Rejected Votes 281	Valid Votes 23,014	Registered Voters 31,969	Percent Voter Turnout 72.87	%		
CONSTITUENCY: 130	BARINGO CENTRAL						
MOGOTI ON KIPSHILE TOWLEFI	KENYA AMERICAN NATIONAL UNION						
Total Votes Cast: 0	Rejected Votes:	Valid Votes: 0	Registered Voters 48,760	Percent Voter Turnout	%		
CONSTITUENCY: 131	MOGOTIO						
KIPKAZI WILSON KIPKANG	NATIONAL RAINBOW COALITION	5,029	32,92				
KORIR JOSIPHE KIPKAPLO	KENYA AMERICAN NATIONAL UNION	10,218 (WINNER)	6,708				
Total Votes Cast 15,441	Rejected Votes 164	Valid Votes 15,277	Registered Voters 20,478	Percent Voter Turnout 75.40	%		
CONSTITUENCY: 132	ELDAMA RAVINE						
ROP JOSIPHE IROG	NATIONAL RAINBOW COALITION	6,220	7,11				
SIRMAI HATHOHI KIPKE MOI	FORUM FOR THE RESTORATION OF DEMOCRACY FOR THE PEOPLE	849	3,70				
SIRMAI MUSA CHERU THIT	KENYA AMERICAN NATIONAL UNION	15,876 (WINNER)	69,19				
Total Votes Cast 23,341	Rejected Votes 396	Valid Votes 22,945	Registered Voters 34,886	Percent Voter Turnout 66.91	%		
CONSTITUENCY: 133	LAIKIPIA WEST						
GITHIRI JAMES NYAGA	FORUM FOR THE RESTORATION OF DEMOCRACY FOR THE PEOPLE	723	1,30				
KARIKI GODFREY GITHAI	NATIONAL RAINBOW COALITION	38,555 (WINNER)	80,01				
MURITHI ROBERT NDEGWA	KENYA AMERICAN NATIONAL UNION	8,517	17,68				
WACHITHI ALICE NJOKI	SAFINA PARTY	391	0,81				
Total Votes Cast 49,084	Rejected Votes 898	Valid Votes 48,186	Registered Voters 78,533	Percent Voter Turnout 62.50	%		
CONSTITUENCY: 134	LAIKIPIA EAST						
BELE RASHAD MAHMUD	KENYA AMERICAN NATIONAL UNION	4467	13,99				
KUNJURI MWANGI	NATIONAL RAINBOW COALITION	26,728 (WINNER)	53,30				
MUNTHE CHARLES N'AMAMBA	KENYA PARLIAMENT TRUST PARTY	175	0,35				
NJOROGE DAVID WANGI	FORUM FOR THE RESTORATION OF DEMOCRACY FOR THE PEOPLE	1,016	3,1				
Total Votes Cast 32,269	Rejected Votes 183	Valid Votes 32,086	Registered Voters 54,338	Percent Voter Turnout 22.07	%		
CONSTITUENCY: 135	NAIVASHA						
KIGOPATRIK MIBURI	FORUM FOR THE RESTORATION OF DEMOCRACY FOR THE PEOPLE	1,742	3,62				
KIHARA PAUL SAMUEL	NATIONAL RAINBOW COALITION	19,806 (WINNER)	11,21				
KIBONGI ELIAS NGUGI NG'ANG'A	SAFINA PARTY	6,889	14,33				
KIMANI DEKSON LITHIKA	UAMMA PARLIAMENT PARTY OF KENYA	310	0,71				
MURUTHI JOHN MUTHAI NJENGA	KENYA AMERICAN NATIONAL UNION	18,271	38,02				
NJENGA PAUL NJOROGE	KENYA NATIONAL DEMOCRATIC ALLIANCE	141	0,30				
ONG'OO JOSEPHINE NYAMBURA	FORUM FOR THE RESTORATION OF DEMOCRACY FOR THE PEOPLE	866	1,80				
Total Votes Cast 48,510	Rejected Votes 452	Valid Votes 48,058	Registered Voters 94,673	Percent Voter Turnout 51.23	%		
CONSTITUENCY: 136	NAKURU TOWN						
AMUKOYE JOHN IMBAYI	KENYA SOCIAL CONGRESS	365	0,3				
KARIKI MIBURGI	NATIONAL RAINBOW COALITION	33,973 (WINNER)	6,35				
MICHOMVA JAMES MACHUKA GJITUNO	FORUM FOR THE RESTORATION OF DEMOCRACY FOR THE PEOPLE	2,287	4,33				
MUGUMI SAMUEL KAMIGA	SAFINA PARTY	1,393	2,76				
MUKIDAVI MANSARA	KENYA AMERICAN NATIONAL UNION	10,936	11,68				
PASTOR NG'ATHIRO GEORGE MWALURA	SOCIAL DEMOCRATIC PARTY OF KENYA	1,190	1,95				
Total Votes Cast 51,621	Rejected Votes 1,177	Valid Votes 50,444	Registered Voters 105,702	Percent Voter Turnout 48.84	%		

CONSTITUENCY:	137	KURESOI							
CHIBOIMOSI SKIPKIMBOI		KENYA AFRICAN NATIONAL UNION		17,508	(WINNER)	47.50			
KEBINTI JOSIPH KIPKIMBOI		SOCIAL DEMOCRATIC PARTY OF KENYA		6,481		16.77			
KINDUUYA GEORGE FRIYI KIPANGAI		KENYA PEOPLE'S PARTY		277		0.75			
MUNGAMBURI KINYANJUI		SALINA PARTY		7,839		21.27			
RIPTOITILYACHIPKORIR		NATIONAL RAINBOW COALITION		3,013		8.18			
SUIMPHIIPKIPKOCHE		FORUM FOR THE RESTORATION OF DEMOCRACY FOR THE PEOPLE		1,932		5.24			
SINDWILLIAMKIMULAI		KENYA AFRICAN DEMOCRATIC DEVELOPMENT UNION		106		0.29			
Total Votes Cast	37,539	Rejected Votes	683	Valid Votes	36,856	Registered Voters	62,187	Percent Voter Turnout	60.36 %
CONSTITUENCY:	138	MOLO							
KARANJA MUNG'AMNJOROGE		KENYA AFRICAN NATIONAL UNION		11,738		30.50			
KIARIE STEPHEN KARANJA		SOCIAL DEMOCRATIC PARTY OF KENYA		1,197		2.48			
MACHARIA JACOB WAWERU		KENYA PATRIOTIC RESISTANCE PARTY		271		0.57			
MUKIRI MACHARIA		NATIONAL RAINBOW COALITION		26,039	(WINNER)	53.89			
MWANGI PIETER NJENGA		SALINA PARTY		1,296		2.68			
NJENGA JOHN MUNG'AI		NATIONAL ALLIANCE PARTY		2,590		5.36			
SORTUMU CHIKOICHIWILLIUR		FORUM FOR THE RESTORATION OF DEMOCRACY FOR THE PEOPLE		2,187		4.53			
Total Votes Cast	48,413	Rejected Votes	92	Valid Votes	48,321	Registered Voters	83,105	Percent Voter Turnout	58.26 %
CONSTITUENCY:	139	RONGAI							
CHITHEI ALBERT JIMATHARONOH		NATIONAL RAINBOW COALITION		11,671	(WINNER)	42.32			
KIGINTUKAKIPKORIR		KENYA AFRICAN NATIONAL UNION		11,157		40.45			
KIMI MUA PIETER NJAI		SOCIAL DEMOCRATIC PARTY OF KENYA		1,237		4.48			
KOMEN WILLIAM KIPROP		FORUM FOR THE RESTORATION OF DEMOCRACY FOR THE PEOPLE		3,511		12.74			
Total Votes Cast	27,975	Rejected Votes	393	Valid Votes	27,582	Registered Voters	47,441	Percent Voter Turnout	58.97 %
CONSTITUENCY:	140	SUBUKIA							
KHANA STEPHEN NJENGA		SALINA PARTY		497		1.48			
NGUNDIRI ONI SMASKIMANI		KENYA AFRICAN NATIONAL UNION		7,718		23.01			
NJOROGE SAMUEL NJUGI		FORUM FOR THE RESTORATION OF DEMOCRACY FOR THE PEOPLE		771		2.31			
WAWURI KOIGIWA		NATIONAL RAINBOW COALITION		24,557	(WINNER)	73.20			
Total Votes Cast	34,096	Rejected Votes	550	Valid Votes	33,546	Registered Voters	53,172	Percent Voter Turnout	63.72 %
CONSTITUENCY:	141	KILGORIS							
KONGHILLA GIDEON SHELEU		NATIONAL RAINBOW COALITION		19,528	(WINNER)	58.98			
SUNKUJI JUTHI KAKINY		KENYA AFRICAN NATIONAL UNION		13,581		41.02			
Total Votes Cast	33,420	Rejected Votes	308	Valid Votes	33,112	Registered Voters	51,698	Percent Voter Turnout	65.58 %
CONSTITUENCY:	142	NAROK NORTH							
MWANIK JACKSON SHELEA		KENYA AFRICAN NATIONAL UNION		16,487		42.12			
NTHAMIA WILLIAM RONGORA OLI		NATIONAL RAINBOW COALITION		22,025	(WINNER)	56.27			
YIABI WILLIAM SAMSON OLI		FORUM FOR THE RESTORATION OF DEMOCRACY FOR THE PEOPLE		628		1.60			
Total Votes Cast	39,500	Rejected Votes	360	Valid Votes	39,140	Registered Voters	54,211	Percent Voter Turnout	69.54 %
CONSTITUENCY:	143	NAROK SOUTH							
NAMPASO HIKOSH OLI		FORUM FOR THE RESTORATION OF DEMOCRACY FOR THE PEOPLE		3,592		10.24			
NILU STEPHEN KASYINKI		KENYA AFRICAN NATIONAL UNION		20,192	(WINNER)	58.44			
LUYAKIUTYAN SAMSON OLI		NATIONAL RAINBOW COALITION		10,979		31.31			
Total Votes Cast	35,393	Rejected Votes	330	Valid Votes	35,063	Registered Voters	56,509	Percent Voter Turnout	62.63 %
CONSTITUENCY:	144	KAJIADO NORTH							
MUYADANSHI KASIRIMO		KENYA AFRICAN NATIONAL UNION		7,435		18.86			
OLU SIKEI MASHO OLI		FORUM FOR THE RESTORATION OF DEMOCRACY FOR THE PEOPLE		616		1.56			
SAMOHIGI OGI		NATIONAL RAINBOW COALITION		31,380	(WINNER)	79.58			
Total Votes Cast	39,543	Rejected Votes	112	Valid Votes	39,431	Registered Voters	71,218	Percent Voter Turnout	55.52 %
CONSTITUENCY:	145	KAJIADO CENTRAL							
KALAYANSHI EURI RI		FORUM FOR THE RESTORATION OF DEMOCRACY FOR THE PEOPLE		132		0.56			
LIANANJE SANKORI DAVID		NATIONAL RAINBOW COALITION		9,013		36.04			
NKANSIRY KASANI JOSIPH		KENYA AFRICAN NATIONAL UNION		12,205	(WINNER)	51.52			
LUTUKOINARI PATRICK		SOCIAL DEMOCRATIC PARTY OF KENYA		2,311		9.88			
Total Votes Cast	24,021	Rejected Votes	330	Valid Votes	23,691	Registered Voters	32,910	Percent Voter Turnout	72.99 %
CONSTITUENCY:	146	KAJIADO SOUTH							
OLUPIHILIP PIPIRI CHARD		KENYA AFRICAN NATIONAL UNION		10,019		16.57			
PARPATI PIPIRI GEORGE FRIYI		NATIONAL RAINBOW COALITION		11,528	(WINNER)	53.13			
Total Votes Cast	21,751	Rejected Votes	174	Valid Votes	21,577	Registered Voters	35,811	Percent Voter Turnout	60.74 %
CONSTITUENCY:	147	BOMET							
KIRIT PATRICK KIPKIRIR		NATIONAL RAINBOW COALITION		1,232		3.24			
KONIS KIPKAIYAKIPRONO		FORUM FOR THE RESTORATION OF DEMOCRACY FOR THE PEOPLE		15,341		40.32			
SAMUICHOLAS KIPTOOKORIR		KENYA AFRICAN NATIONAL UNION		21,475	(WINNER)	56.44			
Total Votes Cast	38,546	Rejected Votes	498	Valid Votes	38,048	Registered Voters	60,940	Percent Voter Turnout	63.27 %

CONSTITUENCY: 148 CHEPALUNGU
 KOUCH JOHN KIPKANG ARAP
 LANGAI RICHARD KIPROTHICH
 MIBIY JOHN KIPKIRU
 RUTOSAM KIPRONO
Total Votes Cast 28,128
 KENYA AFRICAN NATIONAL UNION
 FORUM FOR THE RESTORATION OF DEMOCRACY FOR THE PEOPLE
 FORUM FOR THE RESTORATION OF DEMOCRACY ASSET
 NATIONAL RAINBOW COALITION
 17,589 (WINNER) 63.11
 1,171 4.22
 207 0.75
 8,759 31.59
Rejected Votes 402 **Valid Votes** 27,726 **Registered Voters** 43,618 **Percent Voter Turnout** 64.44 %

CONSTITUENCY: 149 SOTIK
 KIMETO ANTHONY KIPKOSGI
 TABOSO CHEPKI MOLLORNA
 SANG JOEL KIPYEGON ARAP
Total Votes Cast 31,839
 KENYA AFRICAN NATIONAL UNION
 NATIONAL RAINBOW COALITION
 FORUM FOR THE RESTORATION OF DEMOCRACY FOR THE PEOPLE
 16,111 (WINNER) 51.40
 14,163 45.18
 1,072 3.42
Rejected Votes 493 **Valid Votes** 31,346 **Registered Voters** 48,927 **Percent Voter Turnout** 65.03 %

CONSTITUENCY: 150 KONON
 BEI PETER KIPNG'ETICH
 CHERUYO RONOBALMICH
 KITER RAPHAI KIPRONO
 KOUCH SAMMY CHERUYOEL
Total Votes Cast 24,227
 NATIONAL RAINBOW COALITION
 FORUM FOR THE RESTORATION OF DEMOCRACY FOR THE PEOPLE
 SOCIAL DEMOCRATIC PARTY OF KENYA
 KENYA AFRICAN NATIONAL UNION
 1,567 19.40
 1,315 5.71
 8,131 34.53
 9,503 (WINNER) 40.36
Rejected Votes 681 **Valid Votes** 23,546 **Registered Voters** 45,925 **Percent Voter Turnout** 52.14 %

CONSTITUENCY: 151 BURET
 KIMAYO ELIANGENO
 KOUCH PHILIP KIPKOSKI
 ROCHIT JOSI PHSHEIN
 SANG KIPKORIR MARISEN
Total Votes Cast 29,100
 SOCIAL DEMOCRATIC PARTY OF KENYA
 FORUM FOR THE RESTORATION OF DEMOCRACY FOR THE PEOPLE
 NATIONAL RAINBOW COALITION
 KENYA AFRICAN NATIONAL UNION
 313 1.11
 567 2.08
 9,465 33.53
 17,864 (WINNER) 63.28
Rejected Votes 871 **Valid Votes** 28,229 **Registered Voters** 43,778 **Percent Voter Turnout** 66.47 %

CONSTITUENCY: 152 BELGUT
 KETER CHARLES CHERUYOEL
 KIPKI MOLODAVID ROCHIT
 KIRUCHARLES DAVY K ARAP
 RONOK PAUL
Total Votes Cast 35,305
 KENYA AFRICAN NATIONAL UNION
 NATIONAL RAINBOW COALITION
 FORUM FOR THE RESTORATION OF DEMOCRACY FOR THE PEOPLE
 KENYA AFRICAN DEMOCRATIC DEVELOPMENT UNION
 23,299 (WINNER) 67.85
 2,577 7.50
 8,392 24.14
 72 0.21
Rejected Votes 965 **Valid Votes** 34,340 **Registered Voters** 54,876 **Percent Voter Turnout** 62.58 %

CONSTITUENCY: 153 AINAMOI
 ARAP JOO NONDIN OAH
 BIRGEN PETER KIPKORIR
 DAUDI MAGANGA MOHAMMED
 KIROR KIPKORIR ARAP
 NGENO KIBIT
Total Votes Cast 32,858
 KENYA AFRICAN NATIONAL UNION
 CHAMA CHA MAMBO NYAMWANG'AZA
 NATIONAL PROGRESSIVE PARTY
 FORUM FOR THE RESTORATION OF DEMOCRACY FOR THE PEOPLE
 NATIONAL RAINBOW COALITION
 19,360 (WINNER) 59.80
 231 0.71
 83 0.26
 1,721 5.32
 10,979 33.91
Rejected Votes 484 **Valid Votes** 32,374 **Registered Voters** 55,713 **Percent Voter Turnout** 59.03 %

CONSTITUENCY: 154 KIPKELION
 CHERUYOEL THOMAS KIPKOSKI
 NGENO NICHOLAS CHERUYOEL
 ROCHIT SAMUEL KIMELI
 RUTODR SAMMY KIPKI MOI
 JONEL BISHOP DANIEL
Total Votes Cast 40,136
 SOCIAL DEMOCRATIC PARTY OF KENYA
 FORUM FOR THE RESTORATION OF DEMOCRACY FOR THE PEOPLE
 NATIONAL RAINBOW COALITION
 KENYA AFRICAN NATIONAL UNION
 KENYA PEOPLE'S PARTY
 1,986 5.01
 1,315 3.32
 13,507 34.08
 20,384 (WINNER) 51.42
 2,417 6.17
Rejected Votes 497 **Valid Votes** 39,639 **Registered Voters** 61,979 **Percent Voter Turnout** 64.76 %

CONSTITUENCY: 155 MALAVA
 SANGA JOSHUA MUFANDA
 IMBOGOLIBI NAMIANS
 MUMALADITH MUIS
 SOKI PETER SHINDA
Total Votes Cast 37,824
 KENYA AFRICAN NATIONAL UNION
 FORUM FOR THE RESTORATION OF DEMOCRACY FOR THE PEOPLE
 FORUM FOR THE RESTORATION OF DEMOCRACY ASSET
 NATIONAL RAINBOW COALITION
 7,074 19.48
 710 1.95
 1,676 4.61
 26,863 (WINNER) 73.96
Rejected Votes 1,501 **Valid Votes** 36,323 **Registered Voters** 64,468 **Percent Voter Turnout** 58.67 %

CONSTITUENCY: 156 LUGARI
 ABIBI SAMUEL ANGOH
 JIRONGO KIWASHAKITAGVA
 KIBINGU CHYI NOKITWAMUWA
 IEGAGA MARK CHOGO
 MACHAYO FLORENCE ANDIANYI
Total Votes Cast 36,813
 FORUM FOR THE RESTORATION OF DEMOCRACY ASSET
 KENYA AFRICAN NATIONAL UNION
 NATIONAL RAINBOW COALITION
 SOCIAL DEMOCRATIC PARTY OF KENYA
 FORUM FOR THE RESTORATION OF DEMOCRACY FOR THE PEOPLE
 1,493 4.14
 13,550 37.60
 20,327 (WINNER) 56.11
 294 0.82
 373 1.01
Rejected Votes 776 **Valid Votes** 36,037 **Registered Voters** 63,023 **Percent Voter Turnout** 57.73 %

CONSTITUENCY: 157 MUMIAS
 KANGWA FRANCIS ECHISSA
 OBONGI FRANCIS NAMAISE
 OSUNDWA WYCHIELE
 WASHIMBEI NAMIANS JOMO
Total Votes Cast 34,396
 SOCIAL DEMOCRATIC PARTY OF KENYA
 FORUM FOR THE RESTORATION OF DEMOCRACY FOR THE PEOPLE
 NATIONAL RAINBOW COALITION
 KENYA AFRICAN NATIONAL UNION
 1,760 5.22
 599 1.75
 21,617 (WINNER) 73.06
 6,718 19.91
Rejected Votes 702 **Valid Votes** 33,694 **Registered Voters** 59,321 **Percent Voter Turnout** 56.50 %

CONSTITUENCY: 158 MATUNGU
 OPAI FRANCIS MUMGO
 WAMUKOYA JOSI PHILIPUS
 WARI DAVID OKO
Total Votes Cast 24,738
 FORUM FOR THE RESTORATION OF DEMOCRACY FOR THE PEOPLE
 KENYA AFRICAN NATIONAL UNION
 NATIONAL RAINBOW COALITION
 489 2.02
 1,680 19.37
 18,987 (WINNER) 78.60
Rejected Votes 582 **Valid Votes** 24,156 **Registered Voters** 39,213 **Percent Voter Turnout** 63.09 %

CONSTITUENCY: 159 LURAMBI
 ESTHER MUDONJI SHIKUKU KENYA AFRICAN NATIONAL UNION 7,397 17.14
 KETUNDE NIWAION WANIWA NATIONAL RAINBOW COALITION 31,808 (WINNER) 80.64
 OTICU RICHARD WILLIAM FORUM FOR THE RESTORATION OF DEMOCRACY FOR THE PEOPLE 958 2.22
Total Votes Cast 44,543 Rejected Votes 1,380 Valid Votes 43,163 Registered Voters 82,910 Percent Voter Turnout 55.08 %

CONSTITUENCY: 160 SHINYALU
 AMUWY BABIUCINYAMUTSAMA SOCIAL DEMOCRATIC PARTY OF KENYA 319 1.32
 KHAMASTIYUADANJIE NATIONAL RAINBOW COALITION 21,446 (WINNER) 81.07
 KIMANTIRI D. MANWILE ANDOLI FORUM FOR THE RESTORATION OF DEMOCRACY FOR THE PEOPLE 673 2.54
 KONZOLU JOSEPH RICHARD KENYA AFRICAN NATIONAL UNION 3,987 15.07
Total Votes Cast 26,815 Rejected Votes 360 Valid Votes 26,455 Registered Voters 50,151 Percent Voter Turnout 52.75 %

CONSTITUENCY: 161 IKOLOMANI
 DR. KHAMWATI BIRONNY NATIONAL RAINBOW COALITION 13,064 (WINNER) 69.64
 MAWIA VORIGI MINJIE SOCIAL DEMOCRATIC PARTY OF KENYA 1,105 5.89
 MUGALI JOSIPH JOEL KENYA AFRICAN NATIONAL UNION 4,336 23.11
 MUYONG'AN APHEMAYE SHANYSIA FORUM FOR THE RESTORATION OF DEMOCRACY FOR THE PEOPLE 190 1.01
 NYWITSA OKWANDA MATHAWI LABOR PARTY OF KENYA 65 0.35
Total Votes Cast 19,337 Rejected Votes 577 Valid Votes 18,760 Registered Voters 35,398 Percent Voter Turnout 53.00 %

CONSTITUENCY: 162 BUTERE
 ANANGWE AMUKO VRI DERICK KENYA AFRICAN NATIONAL UNION 5,484 22.10
 OPARANYA WYCIETH AMBISA NATIONAL RAINBOW COALITION 17,372 (WINNER) 70.02
 OYONDJOSEPH MARTIN SHIKUKU FORUM FOR THE RESTORATION OF DEMOCRACY ASILI 1,636 6.59
 SINOGEORGE ARINGVA FORUM FOR THE RESTORATION OF DEMOCRACY FOR THE PEOPLE 317 1.28
Total Votes Cast 25,328 Rejected Votes 519 Valid Votes 24,809 Registered Voters 42,485 Percent Voter Turnout 59.61 %

CONSTITUENCY: 163 KHWISERO
 ANZYA AKUETI ABAN FORUM FOR THE RESTORATION OF DEMOCRACY FOR THE PEOPLE 1,938 11.52
 ARINGAMIEHIS ODENYO NATIONAL RAINBOW COALITION 10,714 (WINNER) 63.68
 ASHIOYA ASHWADAMID FORUM FOR THE RESTORATION OF DEMOCRACY ASILI 708 4.21
 KATHIBWILIRI D. DR. KSON KENYA AFRICAN NATIONAL UNION 2,502 14.87
 OKWIRRY RICHARD ABULIMIRAY SOCIAL DEMOCRATIC PARTY OF KENYA 78 0.46
 OPI MBI WILSON SHIKANDA KENYA PEOPLE'S PARTY 886 5.27
Total Votes Cast 17,276 Rejected Votes 450 Valid Votes 16,826 Registered Voters 32,923 Percent Voter Turnout 52.47 %

CONSTITUENCY: 164 EMUHAYA
 ASHISWA SACHOHN SATI NA PARTY 516 1.64
 KHASAKHAI AWBHIRI RORU KWIENDO KENYA AFRICAN DEMOCRATIC DEVELOPMENT UNION 301 0.96
 MARIANI KENNETH OTHATO NATIONAL RAINBOW COALITION 19,158 (WINNER) 61.88
 MUCHIWA SHEDON WAKWA KENYA AFRICAN NATIONAL UNION 5,601 17.81
 MUKUNYANDE KENNETH SOCIAL DEMOCRATIC PARTY OF KENYA 1,074 3.42
 OTHIETH AYUBIETH MATH FORUM FOR THE RESTORATION OF DEMOCRACY FOR THE PEOPLE 609 1.94
 ONYIPIETH SAMMY FORUM FOR THE RESTORATION OF DEMOCRACY ASILI 3,888 12.36
Total Votes Cast 32,614 Rejected Votes 1,167 Valid Votes 31,447 Registered Voters 66,127 Percent Voter Turnout 49.32 %

CONSTITUENCY: 165 SABATIA
 AKARANGI PAINTHOS MOSES NATIONAL RAINBOW COALITION 15,243 (WINNER) 54.00
 INDIKASIMBAI ZIKIETH AMUYUNZI KENYA AFRICAN DEMOCRATIC DEVELOPMENT UNION 343 1.22
 MACHONGO JACKSON ZINDOIT FORUM FOR THE RESTORATION OF DEMOCRACY FOR THE PEOPLE 182 0.64
 MUDAWADI WACHITHI MUSAHA KENYA AFRICAN NATIONAL UNION 12,460 41.11
Total Votes Cast 29,191 Rejected Votes 963 Valid Votes 28,228 Registered Voters 52,531 Percent Voter Turnout 58.91 %

CONSTITUENCY: 166 VIHIGA
 ANGOETH ABSALIM JOHNSON FORUM FOR THE RESTORATION OF DEMOCRACY FOR THE PEOPLE 364 1.91
 CHANZU YUSUF KHAMIA KENYA AFRICAN NATIONAL UNION 7,305 38.39
 INDIRI BIRNARDI AWISAMUSALE CHAMU CHAU MA PARTY 270 1.12
 FIGALI ANDRIWANDOOETH NATIONAL RAINBOW COALITION 10,975 (WINNER) 57.68
 FUNGAMHARSOLOMON KENYA AFRICAN DEMOCRATIC DEVELOPMENT UNION 114 0.60
Total Votes Cast 19,864 Rejected Votes 836 Valid Votes 19,028 Registered Voters 35,784 Percent Voter Turnout 55.51 %

CONSTITUENCY: 167 HAMISI
 MUDAVISSINDHE MPHIRYA KENYA AFRICAN DEMOCRATIC DEVELOPMENT UNION 240 0.85
 GIMPOI CHARLES GUMINI FORUM FOR THE RESTORATION OF DEMOCRACY FOR THE PEOPLE 5,441 19.29
 IRONGOJIETHUSGADAMH DEMOCRATIC ASSISTANCE PARTY 176 0.62
 MAMAHISIVALENSI SAKWA KENYA AFRICAN NATIONAL UNION 6,126 21.71
 MUTHI SYLBIOMASIMBEI FORUM FOR THE RESTORATION OF DEMOCRACY ASILI 824 2.92
 MUYASYA GEORGE KHAMIRI NATIONAL RAINBOW COALITION 15,059 (WINNER) 53.38
 SHILIRAMUSAMBIBINDIETH THE PEOPLE'S SOLIDARITY UNION OF KENYA 315 1.22
Total Votes Cast 28,893 Rejected Votes 682 Valid Votes 28,211 Registered Voters 55,952 Percent Voter Turnout 54.06 %

CONSTITUENCY: 168 MT. ELGON
 CHEMWAYI SAMMY NABIEI NATIONAL RAINBOW COALITION 9,905 34.40
 CHESEBIRI D. KAPONDI FORUM FOR THE RESTORATION OF DEMOCRACY FOR THE PEOPLE 2,395 8.32
 SERUETH JOHN BOMILE KENYA AFRICAN NATIONAL UNION 16,495 (WINNER) 57.28
Total Votes Cast 29,098 Rejected Votes 303 Valid Votes 28,795 Registered Voters 44,031 Percent Voter Turnout 66.09 %

CONSTITUENCY: 169 KIMILILI

KELIYAMUKHISA DR
 SEIWAHWHAMWALUA
 WIKIYARDHARD
Total Votes Cast 36,555 **Rejected Votes** 734 **Valid Votes** 35,821 **Registered Voters** 66,964 **Percent Voter Turnout** 64.01 %

NATIONAL RAINBOW COALITION
 KENYA AFRICAN NATIONAL UNION
 FORUM FOR THE RESTORATION OF DEMOCRACY FOR THE PEOPLE
 30,688 (WINNER) 85.67
 4,292 11.98
 841 2.35

CONSTITUENCY: 170 WEBUYE
 KOMBO MESHKARENZI
 SAMBU BERNARD ALFRED WIKIYA
 WAMANG'OTHIPASHI
Total Votes Cast 35,034 **Rejected Votes** 2,686 **Valid Votes** 32,348 **Registered Voters** 58,365 **Percent Voter Turnout** 54.95 %

NATIONAL RAINBOW COALITION
 FORUM FOR THE RESTORATION OF DEMOCRACY FOR THE PEOPLE
 KENYA AFRICAN NATIONAL UNION
 17,895 (WINNER) 55.32
 12,318 38.05
 2,135 6.60

CONSTITUENCY: 171 SIRISIA
 KOYIJOHN WAMUKI
 MAKOKHATRIC KUCHO
 MASAMBU THOMPSON JOHN AHTAN
 WILANG'ETIYAMOSIS MANSIKA
Total Votes Cast 36,676 **Rejected Votes** 706 **Valid Votes** 35,970 **Registered Voters** 58,259 **Percent Voter Turnout** 62.95 %

KENYA AFRICAN NATIONAL UNION
 FORUM FOR THE RESTORATION OF DEMOCRACY FOR THE PEOPLE
 REPUBLICAN PARTY OF KENYA
 NATIONAL RAINBOW COALITION
 5,919 16.16
 898 2.50
 397 1.10
 28,756 (WINNER) 79.91

CONSTITUENCY: 172 KANDUYI
 KIJANG'AI ALFRED
 THOHEI MAMUETI MUKIYANG
 WAMUNYAI AHTANAS MISO KOWALUA
Total Votes Cast 25,189 **Rejected Votes** 281 **Valid Votes** 24,908 **Registered Voters** 45,145 **Percent Voter Turnout** 55.17 %

FORUM FOR THE RESTORATION OF DEMOCRACY FOR THE PEOPLE
 KENYA AFRICAN NATIONAL UNION
 NATIONAL RAINBOW COALITION
 6,912 27.75
 940 3.77
 17,056 (WINNER) 68.48

CONSTITUENCY: 173 BUMULA
 BIWOTI WAKOLESYAI MESHU
 SHUNYI ABRINCE SIMIUL
 WANYONWAMU ALFRED RICK
Total Votes Cast 32,581 **Rejected Votes** 4,842 **Valid Votes** 27,739 **Registered Voters** 45,683 **Percent Voter Turnout** 71.32 %

NATIONAL RAINBOW COALITION
 REPUBLICAN PARTY OF KENYA
 KENYA AFRICAN NATIONAL UNION
 21,771 (WINNER) 78.49
 4,021 14.50
 1,947 7.02

CONSTITUENCY: 174 AMAGORO
 EKIRAPA ALBERT ALFANDERA
 MAINA ROBERT DACH
 OJAWONGSON SOSPHERSODIKI
Total Votes Cast 37,399 **Rejected Votes** 937 **Valid Votes** 36,462 **Registered Voters** 61,688 **Percent Voter Turnout** 60.63 %

KENYA AFRICAN NATIONAL UNION
 FORUM FOR THE RESTORATION OF DEMOCRACY FOR THE PEOPLE
 NATIONAL RAINBOW COALITION
 13,033 35.74
 5,818 16.04
 17,581 (WINNER) 48.22

CONSTITUENCY: 175 NAMBALE
 MANSINDI PHILIP JOHN WANYAMA
 OKI MOKHYES ANTHUS
 WABIDONGI PATRICK OJASA
Total Votes Cast 34,336 **Rejected Votes** 990 **Valid Votes** 33,346 **Registered Voters** 55,169 **Percent Voter Turnout** 62.24 %

FORUM FOR THE RESTORATION OF DEMOCRACY FOR THE PEOPLE
 KENYA AFRICAN NATIONAL UNION
 NATIONAL RAINBOW COALITION
 1,081 3.25
 16,643 (WINNER) 49.91
 15,619 46.84

CONSTITUENCY: 176 BUTULA
 AKHAYAMUGTORIA HAPPY
 MANGO CHRISTINE ABUNGU
 MASAKI ALIYI KOYADAE OMILO
 ODITHAMBO CHAMENI OOKO
 ORODYUSNYA AMBROSIK
Total Votes Cast 18,952 **Rejected Votes** 172 **Valid Votes** 18,780 **Registered Voters** 33,136 **Percent Voter Turnout** 57.19 %

LABOUR PARTY OF KENYA
 NATIONAL RAINBOW COALITION
 KENYA AFRICAN NATIONAL UNION
 FORUM FOR THE RESTORATION OF DEMOCRACY FOR THE PEOPLE
 SOCIAL DEMOCRATIC PARTY OF KENYA
 971 5.17
 11,581 (WINNER) 61.68
 3,816 20.32
 1,076 5.73
 1,333 7.10

CONSTITUENCY: 177 FUNYULA
 MWANDI PATRICK KALORIBWIRI
 WORI ARTHUR AMODDY
 EUMAIYABENDELOPIETU
 OGAWAMATHIAS NASHIRO
Total Votes Cast 19,132 **Rejected Votes** 264 **Valid Votes** 18,868 **Registered Voters** 29,760 **Percent Voter Turnout** 64.29 %

SOCIAL DEMOCRATIC PARTY OF KENYA
 NATIONAL RAINBOW COALITION
 FORUM FOR THE RESTORATION OF DEMOCRACY FOR THE PEOPLE
 KENYA AFRICAN NATIONAL UNION
 2,134 11.31
 10,120 (WINNER) 53.23
 192 1.02
 6,122 32.45

CONSTITUENCY: 178 BUDALANGI
 AKIETOPITURGABRIEL ONYANGO
 EINIUSOGANYO OCHINO
 MUISOMALITSAJAWOB
 OSOGO JAMES CHARLES NAKHWANGA
 PROF OTHAMBO JOSEPH BERNARD
 WANJAI ABILASALITERAPATI
Total Votes Cast 15,164 **Rejected Votes** 155 **Valid Votes** 15,009 **Registered Voters** 23,618 **Percent Voter Turnout** 65.42 %

FORUM FOR THE RESTORATION OF DEMOCRACY ASHII
 FORUM FOR THE RESTORATION OF DEMOCRACY FOR THE PEOPLE
 NATIONAL LABOUR PARTY
 SOCIAL DEMOCRATIC PARTY OF KENYA
 KENYA AFRICAN NATIONAL UNION
 NATIONAL RAINBOW COALITION
 116 0.77
 306 2.04
 113 0.75
 2,968 19.77
 2,341 15.62
 9,152 (WINNER) 60.81

CONSTITUENCY: 179 UGENYA
 NYAMODEPATE OCHINO
 ONDIK'SA VOLUOCHI
 ORENGO JAMES AGGRIY
 OUNDOGAIYAN OWENDI
 WANDOGANILYI BARIAS
Total Votes Cast 33,776 **Rejected Votes** 482 **Valid Votes** 33,294 **Registered Voters** 66,148 **Percent Voter Turnout** 51.06 %

ECONOMIC INDEPENDENCE PARTY
 NATIONAL RAINBOW COALITION
 SOCIAL DEMOCRATIC PARTY OF KENYA
 FORUM FOR THE RESTORATION OF DEMOCRACY FOR THE PEOPLE
 KENYA AFRICAN NATIONAL UNION
 1,969 14.92
 18,151 (WINNER) 54.53
 9,816 29.48
 173 0.52
 182 0.55

CONSTITUENCY: 180 ALEGO
 MAK ONYANGO OCHINO
 ONYANGO AGGRIY ODIOR
 OCHINO DO OROGASALDIHI
Total Votes Cast 33,776 **Rejected Votes** 482 **Valid Votes** 33,294 **Registered Voters** 66,148 **Percent Voter Turnout** 51.06 %

FORUM FOR THE RESTORATION OF DEMOCRACY FOR THE PEOPLE
 KENYA AFRICAN NATIONAL UNION
 ECONOMIC INDEPENDENCE PARTY
 113 1.26
 901 2.76
 1,028 3.15

WYASAMILE ARTHUR NATIONAL RAINBOW COALITION 30 307 (WINNER) 92.83
 Total Votes Cast 33,037 Rejected Votes 388 Valid Votes 32,649 Registered Voters 65,344 Percent Voter Turnout 50.56 %

CONSTITUENCY: 181 GEM
 MUOGYO OBI ODAVID LABOUR PARTY OF KENYA 119 0.51
 DONDE JOSIPH AKICH SOCIAL DEMOCRATIC PARTY OF KENYA 1,228 5.61
 MIBWONGASHINGTON TAKOYO NATIONAL RAINBOW COALITION 17,904 (WINNER) 81.72
 NYASIMEMOITTEPHADROTUS KENYA AFRICAN NATIONAL UNION 708 3.23
 OGOT GRACE EMILY AINYE ECONOMIC INDEPENDENCE PARTY 1,736 7.92
 OKINDA JETERUS OKONGO KENYA PEOPLE'S PARTY 116 0.53
 OMOET PETER OTHENO FORUM FOR THE RESTORATION OF DEMOCRACY FOR THE PEOPLE 97 0.44
 Total Votes Cast 22,316 Rejected Votes 408 Valid Votes 21,908 Registered Voters 50,215 Percent Voter Turnout 44.44 %

CONSTITUENCY: 182 BONDO
 MATHAMBOWINSTON OGOLA FEDERAL PARTY OF KENYA 78 0.32
 NYANGOGORDON JAI ANGO SOCIAL DEMOCRATIC PARTY OF KENYA 1,100 5.77
 ODORO SOLOMON OGOT MUGUNDI FORUM FOR THE RESTORATION OF DEMOCRACY FOR THE PEOPLE 108 0.44
 OGINGA DR OMBURI NATIONAL RAINBOW COALITION 21,565 (WINNER) 88.84
 OSMAMO WILLIAM ODONGO KENYA AFRICAN NATIONAL UNION 1,122 1.62
 Total Votes Cast 24,481 Rejected Votes 208 Valid Votes 24,273 Registered Voters 44,460 Percent Voter Turnout 54.60 %

CONSTITUENCY: 183 RARIEDA
 ADI MAMULE ODINDO FORUM FOR THE RESTORATION OF DEMOCRACY FOR THE PEOPLE 103 0.45
 AMICHICOWETHIMOS SOCIAL DEMOCRATIC PARTY OF KENYA 5,622 21.40
 ODHJAMES ODHIAI KENYA AFRICAN NATIONAL UNION 393 1.71
 TUJURAPHAI NATIONAL RAINBOW COALITION 16,922 (WINNER) 73.45
 Total Votes Cast 23,171 Rejected Votes 131 Valid Votes 23,040 Registered Voters 39,720 Percent Voter Turnout 58.34 %

CONSTITUENCY: 184 KISUMU TOWN EAST
 AGINGO OJIMROBERTS FORUM FOR THE RESTORATION OF DEMOCRACY FOR THE PEOPLE 352 1.68
 OBI RAVI OLE RYI AY OBAO SOCIAL DEMOCRATIC PARTY OF KENYA 3,674 17.19
 OJWANG PETER ODONGO KENYA AFRICAN NATIONAL UNION 1,058 5.04
 SENGUTIC GOR NATIONAL RAINBOW COALITION 15,925 (WINNER) 75.80
 Total Votes Cast 21,220 Rejected Votes 211 Valid Votes 21,009 Registered Voters 41,021 Percent Voter Turnout 51.73 %

CONSTITUENCY: 185 KISUMU TOWN WEST
 DIANGARI DRICK MIBAWI SOCIAL DEMOCRATIC PARTY OF KENYA 1,114 3.71
 JAKYANGO GAWITA FORUM FOR THE RESTORATION OF DEMOCRACY FOR THE PEOPLE 490 1.59
 ONYANGO SHIMOKIYO KENYA AFRICAN NATIONAL UNION 3,764 12.20
 ONYANGO JOBIMH NRY OMINO NATIONAL RAINBOW COALITION 25,113 (WINNER) 82.50
 Total Votes Cast 31,272 Rejected Votes 431 Valid Votes 30,841 Registered Voters 67,341 Percent Voter Turnout 46.20 %

CONSTITUENCY: 186 KISUMU RURAL
 NYANG NYONG OPIETER NATIONAL RAINBOW COALITION 20,724 (WINNER) 90.45
 ORONGI RICHARD AKITTO KENYA AFRICAN NATIONAL UNION 600 2.62
 YAMBOMARI ONYALO SOCIAL DEMOCRATIC PARTY OF KENYA 1,388 6.93
 Total Votes Cast 23,092 Rejected Votes 180 Valid Votes 22,912 Registered Voters 41,850 Percent Voter Turnout 55.18 %

CONSTITUENCY: 187 NYANDO
 AWANDONRHOAS OTHENO KENYA AFRICAN NATIONAL UNION 309 1.15
 MISAHISHIPHAN OYAN G SOCIAL DEMOCRATIC PARTY OF KENYA 1,551 5.95
 NYAMINGA RICH OPION NATIONAL RAINBOW COALITION 21,281 (WINNER) 92.91
 Total Votes Cast 26,296 Rejected Votes 161 Valid Votes 26,135 Registered Voters 42,708 Percent Voter Turnout 57.23 %

CONSTITUENCY: 188 MUHORONI
 OGUT JOSE PHENRI KENYA AFRICAN NATIONAL UNION 506 2.02
 OGWENY PATRICK AMICHIO NATIONAL RAINBOW COALITION 20,146 (WINNER) 80.40
 OYO OJAMES ONYANGO SOCIAL DEMOCRATIC PARTY OF KENYA 1,404 17.58
 Total Votes Cast 25,229 Rejected Votes 173 Valid Votes 25,056 Registered Voters 47,324 Percent Voter Turnout 53.31 %

CONSTITUENCY: 189 NYAKACH
 AGHEAIFESTUS KASIKI KENYA AFRICAN NATIONAL UNION 441 1.77
 ANYONATH ZRON AIK FORUM FOR THE RESTORATION OF DEMOCRACY FOR THE PEOPLE 1,721 6.89
 K OMBUDO OJWANG SOCIAL DEMOCRATIC PARTY OF KENYA 1,819 7.28
 ODIOYO PETER OTHENO NATIONAL RAINBOW COALITION 20,114 (WINNER) 80.51
 OKOLO ENOS GUNDI ECONOMIC INDEPENDENCE PARTY 116 0.46
 OSMIRO JOM OTHENO SIKUKWASISI PARTY OF KENYA 770 3.08
 Total Votes Cast 25,423 Rejected Votes 445 Valid Votes 24,978 Registered Voters 43,974 Percent Voter Turnout 57.81 %

CONSTITUENCY: 190 KASIPUL-KABONDO
 MONGO RICHARD OMANYA KENYA AFRICAN NATIONAL UNION 228 0.64
 MINDAPATRICK CORNELL SOCIAL DEMOCRATIC PARTY OF KENYA 5,873 16.47
 OMBI PETER OTHENO NATIONAL RAINBOW COALITION 29,548 (WINNER) 82.89
 Total Votes Cast 35,863 Rejected Votes 214 Valid Votes 35,649 Registered Voters 61,291 Percent Voter Turnout 58.51 %

CONSTITUENCY: 191 KARACHUONYO
 AMITH MOHI NATIONAL RAINBOW COALITION 20,578 (WINNER) 70.06
 BOLELO ZACHARIAH OTHOLA SAFIYA PARTY 1,701 5.79

MAKYOTO AKOKO JOHN	KENYA AMERICAN NATIONAL UNION	698	2.38
ODIDI GEORGE KAWANJA	FEDERAL PARTY OF KENYA	561	1.91
OKUMBE ANDRIU WADHWA	FORUM FOR THE RESTORATION OF DEMOCRACY FOR THE PEOPLE	5098	17.11
OPARE ZIA OMBONDI	SOCIAL DEMOCRATIC PARTY OF KENYA	2483	8.15
OPARIPHI MOINDI	NATIONAL ALLIANCE PARTY	1255	4.27
Total Votes Cast 29,760	Rejected Votes 386	Valid Votes 29,374	Registered Voters 50,336 Percent Voter Turnout 59.12 %

CONSTITUENCY: 192 RANGWE

NGUMVIRI DEBOK ANGAGA	KENYA AMERICAN NATIONAL UNION	3478	10.81
ODITH ODIBOSHI MODOGGO	SOCIAL DEMOCRATIC PARTY OF KENYA	333	11.61
OKUNDI PHILIP OKOTH	NATIONAL RAINBOW COALITION	11665 (WINNER)	76.69
OMAJOSI PHILIP GYA	FORUM FOR THE RESTORATION OF DEMOCRACY FOR THE PEOPLE	785	0.89
Total Votes Cast 32,410	Rejected Votes 249	Valid Votes 32,161	Registered Voters 58,750 Percent Voter Turnout 55.17 %

CONSTITUENCY: 193 NDHIWA

OBONDO TOM OKETHO	KENYA AMERICAN NATIONAL UNION	3012	11.22
ODIDI JOSHI AORWA	NATIONAL RAINBOW COALITION	15516 (WINNER)	87.57
ONIKO JOSI PHENYANGARI	FORUM FOR THE RESTORATION OF DEMOCRACY FOR THE PEOPLE	325	1.21
Total Votes Cast 27,225	Rejected Votes 372	Valid Votes 26,853	Registered Voters 49,062 Percent Voter Turnout 55.49 %

CONSTITUENCY: 194 RONGO

KANINDO PHILIP OLETHI	FORUM FOR THE RESTORATION OF DEMOCRACY FOR THE PEOPLE	235	0.73
ODITH ODIBOSHI MODOGGO	NATIONAL RAINBOW COALITION	13057 (WINNER)	71.17
OKUNYA OYU GILIB	SOCIAL DEMOCRATIC PARTY OF KENYA	1061	3.29
OHINDO DAMAS ANYANGO	KENYA AMERICAN NATIONAL UNION	7899	24.51
Total Votes Cast 32,714	Rejected Votes 482	Valid Votes 32,232	Registered Voters 55,967 Percent Voter Turnout 58.45 %

CONSTITUENCY: 195 MIGORI

BARAZA JACK BARAZA	KENYA AMERICAN NATIONAL UNION	1708	6.33
OWISO CHARLES SOYLOI	NATIONAL RAINBOW COALITION	21621 (WINNER)	91.29
OWITHO JOSHI A SHUKKI	FORUM FOR THE RESTORATION OF DEMOCRACY FOR THE PEOPLE	640	2.37
Total Votes Cast 27,318	Rejected Votes 346	Valid Votes 26,972	Registered Voters 50,092 Percent Voter Turnout 54.54 %

CONSTITUENCY: 196 URIRI

INDAI OPIETH ARUNGA	KENYA PEOPLE'S PARTY	6371	35.86
KOJW ANDO OWINO JOSI PHILIP	SOCIAL DEMOCRATIC PARTY OF KENYA	107	0.58
MHUNGU JOHN KISA	FORUM FOR THE RESTORATION OF DEMOCRACY FOR THE PEOPLE	265	1.45
OBUYA DANLON MAACHII	FORUM FOR THE RESTORATION OF DEMOCRACY ASHII	728	3.97
OJOWI HABLE ODHIAMBO	KENYA AMERICAN NATIONAL UNION	701	3.83
OMAMBA HERMAN ODHIAMBO	NATIONAL RAINBOW COALITION	9950 (WINNER)	54.31
Total Votes Cast 18,632	Rejected Votes 310	Valid Votes 18,322	Registered Voters 31,847 Percent Voter Turnout 58.51 %

CONSTITUENCY: 197 NYATIKE

OCHOLA OGURU TOBIAS ORAO	NATIONAL RAINBOW COALITION	18261 (WINNER)	73.61
OFANG ZABI ONG'OGO	SOCIAL DEMOCRATIC PARTY OF KENYA	5612	22.62
ORUMIA OBO OMA	KENYA AMERICAN NATIONAL UNION	839	3.38
WIRI TOM OGIENGA	FORUM FOR THE RESTORATION OF DEMOCRACY FOR THE PEOPLE	97	0.39
Total Votes Cast 25,013	Rejected Votes 204	Valid Votes 24,809	Registered Voters 41,373 Percent Voter Turnout 60.46 %

CONSTITUENCY: 198 MBITA

KAMWANGI GERARD OTHINO	NATIONAL RAINBOW COALITION	11306 (WINNER)	92.97
NYAKIRIA JAMES MARTIN	KENYA AMERICAN NATIONAL UNION	273	1.77
OGWANG'OMAN OTHONYANGO	FORUM FOR THE RESTORATION OF DEMOCRACY FOR THE PEOPLE	809	5.26
Total Votes Cast 15,537	Rejected Votes 149	Valid Votes 15,388	Registered Voters 29,345 Percent Voter Turnout 53.32 %

CONSTITUENCY: 199 GWASSI

AKINDO CHEMENEI MARGO	FORUM FOR THE RESTORATION OF DEMOCRACY FOR THE PEOPLE	373	2.51
KANYA ALBERT LINDA USERI	SOCIAL DEMOCRATIC PARTY OF KENYA	3299	22.04
MISAMATUKI CAVINS OMBIDO	SALINA PARTY	98	0.65
SYONGOIL ZADDOCK MADIRI	NATIONAL RAINBOW COALITION	11197 (WINNER)	71.80
Total Votes Cast 15,149	Rejected Votes 180	Valid Votes 14,969	Registered Voters 26,464 Percent Voter Turnout 57.25 %

CONSTITUENCY: 200 KURIA

GIBYAGIRI CHRISTOPHUS WEIRIA	FORUM FOR THE RESTORATION OF DEMOCRACY ASHII	829	3.28
MACHAGI WILFRID GISUKA	NATIONAL RAINBOW COALITION	11858 (WINNER)	46.95
MAGWIA JOHN MINGANYI	KENYA AMERICAN NATIONAL UNION	10676	42.27
MAROMA HINGIRA	FORUM FOR THE RESTORATION OF DEMOCRACY FOR THE PEOPLE	1451	5.71
MARGOSAWI MATHIAS	SALINA PARTY	413	1.75
Total Votes Cast 25,979	Rejected Votes 722	Valid Votes 25,257	Registered Voters 41,044 Percent Voter Turnout 63.30 %

CONSTITUENCY: 201 BONCHARI

MAJAGARO MONG'ELI PAUL	NATIONAL RAINBOW COALITION	365	2.02
NYAKINDU JOHN PM	KENYA SOCIAL CONGRESS	93	0.51
ONYANJA CHARLES	KENYA AMERICAN NATIONAL UNION	3413	19.03
OPRRI JOHN ZIBIDEO	FORUM FOR THE RESTORATION OF DEMOCRACY FOR THE PEOPLE	13781 (WINNER)	76.18
ORWODI JOHN M	NATIONAL LABOUR PARTY	408	2.26
Total Votes Cast 18,403	Rejected Votes 310	Valid Votes 18,093	Registered Voters 31,544 Percent Voter Turnout 58.49 %

CONSTITUENCY:	202	SOUTH MUGIRANGO							
AKI MATA ANSGE ODERIA		NATIONAL RAINBOW COALITION		809		302			
MAGARA JAM SOMINGO		FORUM FOR THE RESTORATION OF DEMOCRACY FOR THE PEOPLE		19,317	(WINNER)	7221			
NYAMWYAMANSON OYONGO		KENYA AMERICAN NATIONAL UNION		6,076		2271			
OKI MWABENSON MATANGI		KENYA NATIONAL CONGRESS		548		205			
Total Votes Cast	27,503	Rejected Votes	753	Valid Votes	26,750	Registered Voters	42,645	Percent Voter Turnout	64.49 %

CONSTITUENCY:	203	BOMACHOGE							
ANYENI ZEPHANIAH MOGUNDI		NATIONAL RAINBOW COALITION		1,936		1451			
BASWEI BENSON OYAMBIA		LABOUR PARTY OF KENYA		182		954			
NYANGWARA ZAMFANAH MOKARAO		SOCIAL DEMOCRATIC PARTY OF KENYA		8,535		2509			
NYARANGO ZACHARIAH NYAMBAROA		KENYA AMERICAN NATIONAL UNION		2,520		741			
OGARI SIMON NYAMDI		NATIONAL LABOUR PARTY		3,013		886			
OIRI RICHARD BORORO OYAMBO		KENYA NATIONAL CONGRESS		2,996		881			
ONYANJA KOINA		KENYA SOCIAL CONGRESS		303		89			
ONYANJA JOEL OMIGWYA		FORUM FOR THE RESTORATION OF DEMOCRACY FOR THE PEOPLE		11,219	(WINNER)	3298			
RAKAMBAY DAVID MARGOS		PEOPLES PARTY OF KENYA		180		95			
SIAGI MOSTIS NYANDIKA		NATIONAL ALLIANCE PARTY		134		99			
Total Votes Cast	34,365	Rejected Votes	347	Valid Votes	34,018	Registered Voters	53,697	Percent Voter Turnout	63.41 %

CONSTITUENCY:	204	BOBASI							
BOSIRE HENRY OGGUA		SOCIAL DEMOCRATIC PARTY OF KENYA		2,549		733			
MANOISI PHILIP KUNGERI		FORUM FOR THE RESTORATION OF DEMOCRACY FOR THE PEOPLE		21,391	(WINNER)	6123			
NYABIRI JUSTICE PIUMUBA		KENYA PEOPLES PARTY		691		199			
OIRI CHRISTOPHER MOGGERI		KENYA AMERICAN NATIONAL UNION		8,636		2483			
OYNGI NYAMUBO BENJAMIN		NATIONAL RAINBOW COALITION		1,607		462			
Total Votes Cast	35,525	Rejected Votes	738	Valid Votes	34,787	Registered Voters	58,672	Percent Voter Turnout	60.50 %

CONSTITUENCY:	205	NYARIBARI MASABA							
MANDUKI HIRON		FORUM FOR THE RESTORATION OF DEMOCRACY FOR THE PEOPLE		11,756	(WINNER)	5914			
NYABO MERID MOMANYI		SOCIAL DEMOCRATIC PARTY OF KENYA		1,523		610			
NYAMWYAGI GEORGE OMARI		NATIONAL RAINBOW COALITION		1,166		467			
ONGI RICHARDSON KIGINGO		KENYA AMERICAN NATIONAL UNION		7506		3008			
Total Votes Cast	25,777	Rejected Votes	826	Valid Votes	24,951	Registered Voters	42,650	Percent Voter Turnout	60.44 %

CONSTITUENCY:	206	NYARIBARI CHACHE							
NYACHAI SIMON		FORUM FOR THE RESTORATION OF DEMOCRACY FOR THE PEOPLE		25,736	(WINNER)	9333			
OKI MWY JOHN MAN		NATIONAL RAINBOW COALITION		778		282			
OMANGA ANDREW JOHN		KENYA AMERICAN NATIONAL UNION		1,054		382			
Total Votes Cast	27,957	Rejected Votes	389	Valid Votes	27,568	Registered Voters	47,108	Percent Voter Turnout	59.35 %

CONSTITUENCY:	207	KITUTU CHACHE							
ANGWI NYEJIMMY NUR ONDII KI		FORUM FOR THE RESTORATION OF DEMOCRACY FOR THE PEOPLE		19,295	(WINNER)	5661			
ARAKY JERICHI MIRI MASAGATI		KENYA CITIZENS CONGRESS		393		115			
BOGONKO SOBOLU ANYACHIRO		NATIONAL RAINBOW COALITION		626		184			
MAGI JO ANDREW NYANGENA		KENYA SOCIAL CONGRESS		284		983			
MONGARI BEN NYAKUNDI		SAUNA PARTY		50		015			
NAKI GO WILFRED ASIAGO		PEOPLES PARTY OF KENYA		15		004			
OGAMBARI RICHARD MONGARI		UNITED DEMOCRATS OF PEACE AND INTEGRITY IN KENYA		254		075			
ONYONKARI RICHARD MOMOIMA		KENYA AMERICAN NATIONAL UNION		11,299		3315			
ORIN A JOSEPH MOMANYI		KENYA PEOPLES PARTY		1,566		459			
TUMBO ORIAL OYSGIKONGLI		SOCIAL DEMOCRATIC PARTY OF KENYA		301		088			
Total Votes Cast	35,106	Rejected Votes	1,023	Valid Votes	34,083	Registered Voters	62,040	Percent Voter Turnout	56.59 %

CONSTITUENCY:	208	KITUTU MASABA							
ANGWI NYEJIMMY OYNGO		NATIONAL RAINBOW COALITION		1,095		296			
ANYONAGI GEORGE MOSTI		KENYA SOCIAL CONGRESS		1,172		316			
BOSIRE TIMOTHY MUI		SOCIAL DEMOCRATIC PARTY OF KENYA		3,928		1060			
MIRI RICHARDSON OGWENYI		KENYA AMERICAN NATIONAL UNION		529		143			
NYAMBALWA HERI OSEBI		NATIONAL LABOUR PARTY		1,502		1215			
OKIOMASAMSON MNYANGAL		FORUM FOR THE RESTORATION OF DEMOCRACY FOR THE PEOPLE		25,571	(WINNER)	6903			
ONDII KJ ANDREW MAATI		FORUM FOR THE RESTORATION OF DEMOCRACY - ASILI		156		042			
ONYARI AKAMA JARID		LABOUR PARTY OF KENYA		91		025			
Total Votes Cast	37,536	Rejected Votes	492	Valid Votes	37,044	Registered Voters	59,541	Percent Voter Turnout	63.04 %

CONSTITUENCY:	209	WEST MUGIRANGO							
NYAKIBAWI HIRI MOKORI		KENYA AMERICAN NATIONAL UNION		1,775		591			
NYAMATIO CHIRIPI MOKARA		FORUM FOR THE RESTORATION OF DEMOCRACY - ASILI		8,596		2860			
NYARIBARI ONDYO MATHIU		KENYA SOCIAL CONGRESS		172		057			
OBWOCHIAH HIRI NYANG'IA		FORUM FOR THE RESTORATION OF DEMOCRACY FOR THE PEOPLE		16,950	(WINNER)	5639			
OKONGOKI KENNEDY MONGARI		REPUBLICAN REFORMATION PARTY		318		106			
OKORAI RICHARD MATHIYO		NATIONAL RAINBOW COALITION		2,178		725			
RIOBA JOSEPH MOKIYA		SOCIAL DEMOCRATIC PARTY OF KENYA		67		022			
Total Votes Cast	30,845	Rejected Votes	789	Valid Votes	30,056	Registered Voters	49,785	Percent Voter Turnout	61.96 %

CONSTITUENCY:	210	NORTH MUGIRANGO BORABU							
KIANGO JOSEPH OMBASA		KENYA AMERICAN NATIONAL UNION		6115		1679			
MASANYI GODFREY OKERI		FORUM FOR THE RESTORATION OF DEMOCRACY FOR THE PEOPLE		29,714	(WINNER)	8168			
MOMANYI JOEL MOJURI		SOCIAL DEMOCRATIC PARTY OF KENYA		358		133			
Total Votes Cast	37,771	Rejected Votes	1,354	Valid Votes	36,417	Registered Voters	62,628	Percent Voter Turnout	60.31 %

Electoral Commission of Kenya
Anniversary Towers, 6th Floor, University Way
P.O Box 45371 00100, NAIROBI, KENYA