


Approved for tabling

REPUBLIC OF KENYA



Bat
SNA
26/2/19

PARLIAMENT
OF KENYA
LIBRARY

THE NATIONAL ASSEMBLY

TWELFTH PARLIAMENT – THIRD SESSION

SELECT COMMITTEE ON NATIONAL GOVERNMENT CONSTITUENCIES
DEVELOPMENT FUND

REPORT ON STATUS OF DISBURSEMENTS OF FUNDS TO THE NATIONAL
GOVERNMENT CONSTITUENCIES DEVELOPMENT FUND AS AT FEBRUARY 22, 2019

DIRECTORATE OF COMMITTEE SERVICES,
CLERK'S CHAMBERS
PARLIAMENT BUILDINGS
NAIROBI

FEBRUARY, 2019

TABLE OF CONTENTS

ABBREVIATIONS.....	3
CHAIRPERSON’S FOREWORD	4
EXECUTIVE SUMMARY	5
1.0. Introduction	7
1.1. Mandate of the Committee	7
1.2. Committee Membership	7
1.3. Committee Secretariat	8
2.0. Introduction	9
2.1. Report and presentations by the NG-CDF Board.....	9
2.1.1. Fund’s Legal and Administrative Framework	9
2.1.2. Schedule of Release of Funds by Treasury, Disbursements to Constituencies and Outstanding Arrears11	
(a) Allocation to the Fund, receipt from National Treasury and Pending arrears.....	11
(b) Receipt and Disbursement of funds for 2018/19 Financial Year	12
(c) Receipt and Disbursement of funds for 2017/18 Financial Year	24
(d) Pending Arrears for Previous Years yet to be disbursed to the Constituencies	24
2.1.3. Pending Disbursements for 2017/18 Financial Year.....	25
2.1.4. Pending disbursements for 2016/17 Financial Year	30
2.1.5. Pending Disbursements for 2015/16 Financial Year.....	32
2.1.6. Pending disbursements for 2014/15 Financial Year	37
2.1.7. Pending disbursements for 2013/14 Financial Year	37
2.1.8. Pending disbursements for 2011/12 Financial Year	38
2.1.9. Pending Disbursements for 2010/11 Financial Year.....	38
2.2. Constituencies Funded using the current allocation for FY 2018/19.....	39
(a) 2017/18 Financial Year	39
(b) 2016/17 Financial Year	43
(c) 2015/16 Financial Year	44
(d) 2014/15 Financial Year	44
3.0 Committee Observations.....	45
4.0 Committee Recommendations	46

ABBREVIATIONS

CDF	-Constituency Development Fund
CDFC	-Constituency Development Fund Committee
CS	-Cabinet Secretary
NASC	-National Assembly Select Committee
NGCDF	-National Government Constituency Development Fund
NG-CDFA	-National Government Constituency Development Fund Act
NA	-National Assembly
NG	-National Government
NT	-National Treasury
PMC	-Project Management Committee
S.O	-Standing Orders
KES	-Kenya Shillings

CHAIRPERSON'S FOREWORD

Pursuant to section 51(1) of the National Government Constituency Fund Act, 2015, the National Government Constituency Development Board is obligated to submit a report to the National Assembly Committee detailing a summary of the project proposals received from the constituencies; indicating the approval status of such projects, summary of the status of disbursements of funds to the constituencies and the summary of status of disbursements from the Treasury to the National account.

In compliance with those provisions of the NG-CDF Act of 2015, the Board delivered the Second Quarter Report on 20th February 2019. Subsequently, the National Assembly Select Committee on National Government Constituency Development Fund held a meeting on 22nd February 2019 to deliberate on the Board's report.

During the meeting, members flagged out several salient issues that needed explanation and clarification. Those issues, ranged from budget ceilings for each constituency; current status of disbursements, outstanding arrears owed to the Board by the National Treasury and the fate of incomplete and idle projects initiated and funded by CDF.

On behalf of the Committee and on my own I take this opportunity to thank the offices of the Speaker and Clerk of the National Assembly for providing the required technical, financial and logistical support that enabled the Committee to achieve its mandate.

It is therefore my privilege to table before this House the report on status of disbursements of funds as at February, 2019.

Signed



Date

26/2/2019

HON. MAORE MAOKA, CBS, MP

CHAIRPERSON, NATIONAL GOVERNMENT CONSTITUENCY DEVELOPMENT
FUND

EXECUTIVE SUMMARY

The report covers the Committee's deliberation of the NG-CDF Board's report on status of disbursements of funds to constituencies as at 22nd February, 2019.

In this regard, following approval of the 2018/19 financial budget for each constituency by the National Select Committee on NG-CDF, the NG-CDF Board management issued a circular on 30th October, 2018 requiring constituencies committees to submit their project proposals by 30th November, 2018.

The Board, thereafter, deliberated on project proposals from two hundred and eight five (285). Out of 290, five (5) constituencies (Shinyalu, Mbere North, Nyeri North, Kiharu, Ndaragwa) were yet to submit their Project Proposals. Also four (4) constituencies had submitted their projects proposals and were awaiting deliberations by the Board.

In 2018/19 Financial Year, the Fund was allocated Kshs. 33,286,162,000 of which Kshs.12 billion had so far been received as follows;

No	Date	Amount Received
1	26 th October 2018	4,000,000,000
2	23 rd November 2018	2,000,000,000
3	8 th February 2019	2,000,000,000
4	11 th February 2019	2,000,000,000
5	19 th February 2019	2,000,000,000
	Total	12,000,000,000

The Board has so far disbursed funds to two hundred and eighty-five (285) constituencies with respect to 2018/19 Financial Year totalling to Kshs.8,348,000,000. The balance of Kshs.3,652,000,000 was used to settle approved projects of previous Financial Years.

During its deliberation, the Committee resolved that; the Cabinet Secretary of the National Treasury must ensure the release of the remaining Kshs. 21, 286,162,000 by end of March ,2019 to allow enough time for constituencies to absorb the funds before the closure of the financial Year, and to factor in the Ksh.4, 976,750,000 arrears still owed to the National Government Constituencies Development Fund Board, in the next Supplementary Budget.

Members resolved that the NGCDF Board should by end of March 2019 submit (to the Committee) a comprehensive list of all incomplete projects countrywide, clearly categorizing those that have stalled because; they either lie in the category of devolved functions, were initiated without the authority of the Board, were underfunded, among other reasons. The Board should also suggest the way forward in regard to those projects.

Members, also, resolved that funding of the incomplete projects by constituencies, be staggered within 3 years to ensure that new projects that are critical to constituencies are adequately funded and, that constituencies with cumulative balances of over 20 million, be invited to appear before the Committee in order to clarify on their unspent funds.

1.0. Introduction

1.1. Mandate of the Committee

The Select Committee on National Government Constituency Development Fund (NASC on NGCDF) is established in accordance with the provisions of S.O. 216 of the National Assembly and its functions include:

- (a) To oversee the implementation of this Act and in this respect, shall after every two years submit a report to the National Assembly and where necessary, propose any amendments to this Act with respect to the quantum of funds repayable into the Fund in accordance with section 4 of the Act;
- (b) To oversee the policy framework and legislative matters that may arise in relation to the Fund;
- (c) To continually review the framework set out for the efficient delivery of development programmes financed through the Fund;
- (d) To consider and report to the National Assembly, with recommendations, names of persons required to be approved by the National Assembly under this Act; and
- (e) To carry out any other functions relevant to the work of the Fund.

1.2. Committee Membership

1. Hon. Richard Maore Maoka, CBS, MP - **Chairman**
2. Hon. Omar Maalim Hassan, MP - **Vice Chairman**
3. Hon. Moses Lessonet.MP
4. Hon. Sharif Athman, MP
5. Hon. Mishi Mboko, MP
6. Hon. Fred Ouda, MP
7. Hon. Fred Kapondi Chesebe, MP
8. Hon. Sophia Abdi Noor, MP
9. Hon. Emmanuel Wangwe, MP

10. Hon. Richard Tongi,MP
11. Hon. Johanna Ngeno, MP
12. Hon. Titus Khamala, MP
13. Hon. Benjamin Gathiru, MP
14. Hon. Alfa Ondieki, MP
15. Hon. Ferdinard Wanyonyi, MP
16. Hon. Janet Jepkemboi Sitienei, MP
17. Hon. Kassim SawaTandaza, MP
18. Hon. Mary WamauWaithira, MP
19. Hon. Mwalyo Joshua, MP

1.3. Committee Secretariat

- | | |
|------------------------|------------------------|
| 1. Mr. Johnston Kioko | - Clerk Assistant II |
| 2. Ms. Naserian Lotuai | - Clerk Assistant III |
| 3. Mr. Erick Osoi | - Research Officer II |
| 4. Mr. Peter Mwaura | - Senior Legal Counsel |

2.0. Introduction

The Committee deliberated on the status of Board's disbursements of funds to constituencies, funds remittances to the Board by the National Treasury, among other issues.

2.1. Report and presentations by the NG-CDF Board

The Ag. Chief Executive Officer of NGCDF, Mr. Yusuf Mbuno, accompanied by other officers of the secretariat of the Board, appeared before the Committee and made the following presentations:-

2.1.1. Fund's Legal and Administrative Framework

- (a) The National Government Constituencies Development Fund (NG-CDF) is established under the NG-CDF Act 2015 as amended in 2016, with an objective of addressing poverty and regional development imbalances by dedicating a minimum of 2.5% of the National Government share of annual revenue towards community driven development projects in every constituency identified and implemented at grassroots level;
- (b) The Fund is managed by the NG-CDF Board, which is a Body Corporate established pursuant to Sections 14, 15 and 16 of Act. At the constituency level, the day to day management of the Fund is vested on the National Government Constituency Development Fund Committees that are in place in each of the 290 constituencies countrywide;
- (c) The legal basis of allocation of funds towards the NGCDF is clearly set out in Section 4(1)(a) and (2) of the NGCDF Act 2015 which establishes the Fund as a national government fund consisting of monies of an amount of not less than 2.5% (two and half per centum) of all the national government's share of revenue as divided by the annual Division of Revenue Act enacted pursuant to Article 218 of the Constitution, and all monies allocated to the Fund are considered as funds allocated to constituencies pursuant to Article 206(2)(c) of the Constitution to be administered in accordance with the provisions of the NGCDF Act. This gives the inherent constitutional foundation of the Fund and its allocation criteria from the Revenues raised as anticipated under Chapter 12 of the Constitution;

- (d) Section 4 (3) of the NG-CDF Act, 2015 states that “The monies appropriated to the Fund in any financial year under subsection 1 (a) shall not be less than the amount appropriated to the Fund in the preceding Financial Year unless as otherwise allowed by this Act;
- (e) Section 7 (2) of the Act further states that “All funds allocated to a constituency *shall be cumulative and shall be carried forward from one financial year to the next, including funds returned into the accounts in accordance with section 6(3) or funds which are not utilized for whatever reasons*”;
- (f) Section 6 (1) of the Act provides that the Board shall, with the approval of the relevant Committee of the National Assembly, allocate funds for every constituency in each financial year in accordance with section 34;
- (g) Section 34 (1) requires that the budget ceiling for each constituency shall be the amount specified in section 4(1) divided equally among all Constituencies. This implies that the law contemplates equality in distribution of funds to all Constituencies, hence funds set aside for a Constituency are protected by law and should be availed upon receipt of funds from the National Treasury;
- (h) Section 16 (c) under the roles of the Board, the Act stipulates that the Board shall consider project proposals submitted from various constituencies in accordance with the Act, *approve for funding those projects proposals that are consistent with the Act and send funds to the respective constituency fund account of the approved projects* and that;
- (i) Section 46 (2) provides that on-going projects shall take precedence over all other projects.

2.1.2. Schedule of Release of Funds by Treasury, Disbursements to Constituencies and Outstanding Arrears

(a) Allocation to the Fund, receipt from National Treasury and Pending arrears

S.NO	FINANCIAL YEAR	AMOUNT ALLOCATED TO THE FUND (Kshs in Billions)	RECEIPT FROM NATIONAL TREASURY (Kshs. in Billions)	BALANCE (Kshs. in Billions)
1.	2003/2004	1.260	1.26	-
2.	2004/2005	5.600	5.6	-
3.	2005/2006	7.245	7.245	-
4.	2006/2007	10.038	10.038	-
5.	2007/2008	10.100	10.1	-
6.	2008/2009	10.100	10.1	-
7.	2009/2010	12.329	12.329	-
8.	2010/2011	14.283	14.283	-
9.	2011/2012	22.978	22.436250	0.541750
10.	2012/2013	21.763	21.763	-
11.	2013/2014	23.062	20.9335	2.1285
12.	2014/2015	33.213	30.9065	2.3065
13.	2015/2016	35.213	35.213	-
14.	2016/2017	25.00	25.0	-
15.	2017/2018	29.8	29.8	-
16.	2018/2019	33.286162	12	21.286
	Totals	295.270162	269.00725	26.26

Analysis of the receipts from the National Treasury for 2011/2012, 2013/14 and 2014/15, financial years indicates an outstanding arrears amounting to Kshs. 4,976,750,000 as shown in the table below: -

No.	Financial Year	Allocation	Amount Received	Amount in Arrears
1	2011/2012	22,978,000,000	22,436,250,000	541,750,000
2	2013/2014	23,062,000,000	20,933,500,000	2,128,500,000
3	2014/2015	33,213,000,000	30,906,500,000	2,306,500,000
	Total	79,253,000,000	74,276,250,000	4,976,750,000

This gap between allocation and receipts constrains the Board's ability to finance all the approved Constituencies' Project Proposals within the respective Financial Years.

Based on the forgoing, the Board adopted the following disbursement criteria: -

- a. Priority is given to Constituency requisitions with respect to previous financial years;
- b. Constituencies' bank account balances.
- c. Approval status of project proposals for 2018/19 Financial Year.
- d. Availability of funds.

(b) Receipt and Disbursement of funds for 2018/19 Financial Year

In 2018/19 Financial Year, the Fund was allocated **Kshs.33.286 billion** out of which **Kshs.12 billion** has been received. A total of **Kshs.8,348,000,000** has been disbursed to two hundred eighty five (285) Constituencies with respect to approved projects for 2018/19 Financial Year. The balance of **Kshs.3,652,000,000** went towards funding of approved projects with respect to previous Financial Years. *See table below.*

No.	Constituency	Allocation	Amount Disbursed	Balance
1	Ainabkoi	109,040,875.52	31,000,000	78,040,875.52
2	Ainamoi	109,040,875.52	26,000,000	83,040,875.52
3	Aldai	109,040,875.52	30,000,000	79,040,875.52
4	AlegoUsonga	109,040,875.52	30,000,000	79,040,875.52
5	Awendo	109,040,875.52	30,000,000	79,040,875.52
6	Bahati	109,040,875.52	30,000,000	79,040,875.52
7	Balambala	109,040,875.52	26,000,000	83,040,875.52
8	Banissa	109,040,875.52	29,000,000	80,040,875.52
9	Baringo Central	109,040,875.52	26,000,000	83,040,875.52
10	Baringo North	109,040,875.52	26,000,000	83,040,875.52
11	Baringo South	109,040,875.52	26,000,000	83,040,875.52
12	Belgut	109,040,875.52	31,000,000	78,040,875.52

13	Bobasi	109,040,875.52	26,000,000	83,040,875.52
14	BomachogeBorabu	109,040,875.52	31,000,000	78,040,875.52
15	Bomachogechache	109,040,875.52	36,000,000	73,040,875.52
16	Bomet Central	109,040,875.52	25,000,000	84,040,875.52
17	Bomet East	109,040,875.52	25,000,000	84,040,875.52
18	Bonchari	109,040,875.52	30,000,000	79,040,875.52
19	Bondo	109,040,875.52	30,000,000	79,040,875.52
20	Borabu	109,040,875.52	30,000,000	79,040,875.52
21	Budalangi	109,040,875.52	25,000,000	84,040,875.52
22	Bumula	109,040,875.52	30,000,000	79,040,875.52
23	Bura	109,040,875.52	26,000,000	83,040,875.52
24	Bureti	109,040,875.52	30,000,000	79,040,875.52
25	Butere	109,040,875.52	30,000,000	79,040,875.52
26	Butula	109,040,875.52	30,000,000	79,040,875.52
27	Buuri	109,040,875.52	27,000,000	82,040,875.52
28	Central Imenti	109,040,875.52	27,000,000	82,040,875.52
29	Changamwe	109,040,875.52	10,000,000	99,040,875.52
30	Chepalungu	109,040,875.52	30,000,000	79,040,875.52
31	Cherangany	109,040,875.52	10,000,000	99,040,875.52
32	Chesumei	109,040,875.52	30,000,000	79,040,875.52
33	Chuka Igamba Ngombe	109,040,875.52	25,000,000	84,040,875.52
34	Dadaab	109,040,875.52	30,000,000	79,040,875.52
35	Dagoretti North	109,040,875.52	26,000,000	83,040,875.52
36	Dagoretti South	109,040,875.52	22,000,000	87,040,875.52

37	Eldama Ravine	109,040,875.52	36,000,000	73,040,875.52
38	Eldas	109,040,875.52	30,000,000	79,040,875.52
39	Embakasi Central	109,040,875.52	36,000,000	73,040,875.52
40	Embakasi East	109,040,875.52	26,000,000	83,040,875.52
41	Embakasi North	109,040,875.52	30,000,000	79,040,875.52
42	Embakasi South	109,040,875.52	30,000,000	79,040,875.52
43	Embakasi West	109,040,875.52	26,000,000	83,040,875.52
44	Emgwen	109,040,875.52	30,000,000	79,040,875.52
45	Emuhaya	109,040,875.52	30,000,000	79,040,875.52
46	Emurua Dikirr	109,040,875.52	36,000,000	73,040,875.52
47	Endebess	109,040,875.52	30,000,000	79,040,875.52
48	Fafi	109,040,875.52	30,000,000	79,040,875.52
49	Funyula	109,040,875.52	30,000,000	79,040,875.52
50	Galole	109,040,875.52	31,000,000	78,040,875.52
51	Ganze	109,040,875.52	26,000,000	83,040,875.52
52	Garissa Township	109,040,875.52	36,000,000	73,040,875.52
53	Garsen	109,040,875.52	31,000,000	78,040,875.52
54	Gatanga	109,040,875.52	30,000,000	79,040,875.52
55	Gatundu North	109,040,875.52	26,000,000	83,040,875.52
56	Gatundu South	109,040,875.52	31,000,000	78,040,875.52
57	Gem	109,040,875.52	30,000,000	79,040,875.52
58	Gichugu	109,040,875.52	26,000,000	83,040,875.52
59	Gilgil	109,040,875.52	30,000,000	79,040,875.52
60	Githunguri	109,040,875.52	30,000,000	79,040,875.52

61	Hamisi	109,040,875.52	30,000,000	79,040,875.52
62	Homa Bay Town	109,040,875.52	31,000,000	78,040,875.52
63	Igembe Central	109,040,875.52	30,000,000	79,040,875.52
64	Igembe North	109,040,875.52	39,000,000	70,040,875.52
65	Igembe South	109,040,875.52	30,000,000	79,040,875.52
66	Ijara	109,040,875.52	36,000,000	73,040,875.52
67	Ikolomani	109,040,875.52	31,000,000	78,040,875.52
68	Isiolo North	109,040,875.52	30,000,000	79,040,875.52
69	Isiolo South	109,040,875.52	30,000,000	79,040,875.52
70	Jomvu	109,040,875.52	10,000,000	99,040,875.52
71	Juja	109,040,875.52	31,000,000	78,040,875.52
72	Kabete	109,040,875.52	30,000,000	79,040,875.52
73	Kabondo Kasipul	109,040,875.52	30,000,000	79,040,875.52
74	Kabuchai	109,040,875.52	30,000,000	79,040,875.52
75	Kacheliba	109,040,875.52	30,000,000	79,040,875.52
76	Kaiti	109,040,875.52	30,000,000	79,040,875.52
77	Kajiado Central	109,040,875.52	26,000,000	83,040,875.52
78	Kajiado East	109,040,875.52	26,000,000	83,040,875.52
79	Kajiado North	109,040,875.52	30,000,000	79,040,875.52
80	Kajiado South	109,040,875.52	30,000,000	79,040,875.52
81	Kajiado West	109,040,875.52	29,000,000	80,040,875.52
82	Kaloleni	109,040,875.52	31,000,000	78,040,875.52
83	Kamukunji	109,040,875.52	31,000,000	78,040,875.52
84	Kandara	109,040,875.52	30,000,000	79,040,875.52

85	Kanduyi	109,040,875.52	30,000,000	79,040,875.52
86	Kangema	109,040,875.52	30,000,000	79,040,875.52
87	Kangundo	109,040,875.52	30,000,000	79,040,875.52
88	Kapenguria	109,040,875.52	30,000,000	79,040,875.52
89	Kapseret	109,040,875.52	26,000,000	83,040,875.52
90	Karachuonyo	109,040,875.52	30,000,000	79,040,875.52
91	Kasarani	109,040,875.52	30,000,000	79,040,875.52
92	Kasipul	109,040,875.52	30,000,000	79,040,875.52
93	Kathiani	109,040,875.52	30,000,000	79,040,875.52
94	Keiyo North	109,040,875.52	26,000,000	83,040,875.52
95	Keiyo South	109,040,875.52	30,000,000	79,040,875.52
96	Kesses	109,040,875.52	15,000,000	94,040,875.52
97	Kiambaa	109,040,875.52	30,000,000	79,040,875.52
98	Kiambu Town	109,040,875.52	30,000,000	79,040,875.52
99	Kibra	109,040,875.52	30,000,000	79,040,875.52
100	Kibwezi East	109,040,875.52	31,000,000	78,040,875.52
101	Kibwezi West	109,040,875.52	31,000,000	78,040,875.52
102	Kieni	109,040,875.52	30,000,000	79,040,875.52
103	Kigumo	109,040,875.52	29,000,000	80,040,875.52
104	Kikuyu	109,040,875.52	36,000,000	73,040,875.52
105	Kilgoris	109,040,875.52	30,000,000	79,040,875.52
106	Kilifi North	109,040,875.52	30,000,000	79,040,875.52
107	Kilifi South	109,040,875.52	30,000,000	79,040,875.52
108	Kilome	109,040,875.52	30,000,000	79,040,875.52

109	Kimilili	109,040,875.52	30,000,000	79,040,875.52
110	Kiminini	109,040,875.52	28,000,000	81,040,875.52
111	Kinango	109,040,875.52	30,000,000	79,040,875.52
112	Kinangop	109,040,875.52	30,000,000	79,040,875.52
113	Kipipiri	109,040,875.52	25,000,000	84,040,875.52
114	Kipkelion East	109,040,875.52	31,000,000	78,040,875.52
115	Kipkelion West	109,040,875.52	30,000,000	79,040,875.52
116	Kirinyaga Central	109,040,875.52	30,000,000	79,040,875.52
117	Kisauni	109,040,875.52	30,000,000	79,040,875.52
118	Kisumu Central	109,040,875.52	36,000,000	73,040,875.52
119	Kisumu East	109,040,875.52	30,000,000	79,040,875.52
120	Kisumu West	109,040,875.52	30,000,000	79,040,875.52
121	Kitui Central	109,040,875.52	30,000,000	79,040,875.52
122	Kitui East	109,040,875.52	30,000,000	79,040,875.52
123	Kitui Rural	109,040,875.52	30,000,000	79,040,875.52
124	Kitui West	109,040,875.52	29,000,000	80,040,875.52
125	KitutuCache North	109,040,875.52	31,000,000	78,040,875.52
126	KitutuCache South	109,040,875.52	31,000,000	78,040,875.52
127	KitutuMasaba	109,040,875.52	30,000,000	79,040,875.52
128	Konoin	109,040,875.52	25,000,000	84,040,875.52
129	Kuresoi North	109,040,875.52	36,000,000	73,040,875.52
130	Kuresoi South	109,040,875.52	30,000,000	79,040,875.52
131	Kuria East	109,040,875.52	30,000,000	79,040,875.52
132	Kuria West	109,040,875.52	26,000,000	83,040,875.52

133	Kwanza	109,040,875.52	36,000,000	73,040,875.52
134	Kwhisero	109,040,875.52	31,000,000	78,040,875.52
135	Lafey	109,040,875.52	26,000,000	83,040,875.52
136	Lagdera	109,040,875.52	30,000,000	79,040,875.52
137	Laikipia East	109,040,875.52	26,000,000	83,040,875.52
138	Laikipia North	109,040,875.52	30,000,000	79,040,875.52
139	Laikipia West	109,040,875.52	30,000,000	79,040,875.52
140	Laisamis	109,040,875.52	26,000,000	83,040,875.52
141	Lamu East	109,040,875.52	36,000,000	73,040,875.52
142	Lamu West	109,040,875.52	31,000,000	78,040,875.52
143	Langata	109,040,875.52	30,000,000	79,040,875.52
144	Lari	109,040,875.52	30,000,000	79,040,875.52
145	Likoni	109,040,875.52	36,000,000	73,040,875.52
146	Likuyani	109,040,875.52	31,000,000	78,040,875.52
147	Limuru	109,040,875.52	26,000,000	83,040,875.52
148	Loima	109,040,875.52	31,000,000	78,040,875.52
149	Luanda	109,040,875.52	30,000,000	79,040,875.52
150	Lugari	109,040,875.52	30,000,000	79,040,875.52
151	Lungalunga	109,040,875.52	31,000,000	78,040,875.52
152	Lurambi	109,040,875.52	36,000,000	73,040,875.52
153	Maara	109,040,875.52	30,000,000	79,040,875.52
154	Machakos Town	109,040,875.52	29,000,000	80,040,875.52
155	Magarini	109,040,875.52	30,000,000	79,040,875.52
156	Makadara	109,040,875.52	31,000,000	78,040,875.52

157	Makueni	109,040,875.52	36,000,000	73,040,875.52
158	Malava	109,040,875.52	30,000,000	79,040,875.52
159	Malindi	109,040,875.52	31,000,000	78,040,875.52
160	Mandera East	109,040,875.52	39,000,000	70,040,875.52
161	Mandera North	109,040,875.52	30,000,000	79,040,875.52
162	Mandera South	109,040,875.52	31,000,000	78,040,875.52
163	Mandera West	109,040,875.52	26,000,000	83,040,875.52
164	Manyatta	109,040,875.52	30,000,000	79,040,875.52
165	Maragua	109,040,875.52	36,000,000	73,040,875.52
166	Marakwet East	109,040,875.52	26,000,000	83,040,875.52
167	Marakwet West	109,040,875.52	26,000,000	83,040,875.52
168	Masinga	109,040,875.52	36,000,000	73,040,875.52
169	Matayos	109,040,875.52	30,000,000	79,040,875.52
170	Mathare	109,040,875.52	30,000,000	79,040,875.52
171	Mathioya	109,040,875.52	30,000,000	79,040,875.52
172	Mathira	109,040,875.52	25,000,000	84,040,875.52
173	Matuga	109,040,875.52	36,000,000	73,040,875.52
174	Matungu	109,040,875.52	30,000,000	79,040,875.52
175	Matungulu	109,040,875.52	30,000,000	79,040,875.52
176	Mavoko	109,040,875.52	30,000,000	79,040,875.52
177	Mbooni	109,040,875.52	31,000,000	78,040,875.52
178	Mogotio	109,040,875.52	30,000,000	79,040,875.52
179	Moiben	109,040,875.52	22,000,000	87,040,875.52
180	Molo	109,040,875.52	26,000,000	83,040,875.52

181	Mosop	109,040,875.52	36,000,000	73,040,875.52
182	Moyale	109,040,875.52	30,000,000	79,040,875.52
183	Msambweni	109,040,875.52	30,000,000	79,040,875.52
184	Mt. Elgon	109,040,875.52	36,000,000	73,040,875.52
185	Muhoroni	109,040,875.52	30,000,000	79,040,875.52
186	Mukurweini	109,040,875.52	30,000,000	79,040,875.52
187	Mumias East	109,040,875.52	30,000,000	79,040,875.52
188	Mumias West	109,040,875.52	31,000,000	78,040,875.52
189	Mvita	109,040,875.52	29,000,000	80,040,875.52
190	Mwala	109,040,875.52	30,000,000	79,040,875.52
191	Mwatate	109,040,875.52	30,000,000	79,040,875.52
192	Mwea	109,040,875.52	28,000,000	81,040,875.52
193	Mwingi Central	109,040,875.52	25,000,000	84,040,875.52
194	Mwingi North	109,040,875.52	26,000,000	83,040,875.52
195	Mwingi West	109,040,875.52	30,000,000	79,040,875.52
196	Naivasha	109,040,875.52	30,000,000	79,040,875.52
197	Nakuru Town East	109,040,875.52	31,000,000	78,040,875.52
198	Nakuru Town West	109,040,875.52	31,000,000	78,040,875.52
199	Nambale	109,040,875.52	30,000,000	79,040,875.52
200	Nandi Hills	109,040,875.52	30,000,000	79,040,875.52
201	Narok East	109,040,875.52	30,000,000	79,040,875.52
202	Narok North	109,040,875.52	30,000,000	79,040,875.52
203	Narok South	109,040,875.52	31,000,000	78,040,875.52
204	Narok West	109,040,875.52	31,000,000	78,040,875.52

205	Navakholo	109,040,875.52	36,000,000	73,040,875.52
206	Ndhiwa	109,040,875.52	31,000,000	78,040,875.52
207	Ndia	109,040,875.52	30,000,000	79,040,875.52
208	Njoro	109,040,875.52	30,000,000	79,040,875.52
209	North Horr	109,040,875.52	31,000,000	78,040,875.52
210	North Imenti	109,040,875.52	30,000,000	79,040,875.52
211	North Mugirango	109,040,875.52	30,000,000	79,040,875.52
212	Nyakach	109,040,875.52	30,000,000	79,040,875.52
213	Nyali	109,040,875.52	26,000,000	83,040,875.52
214	Nyando	109,040,875.52	30,000,000	79,040,875.52
215	NyaribariChache	109,040,875.52	36,000,000	73,040,875.52
216	NyaribariMasaba	109,040,875.52	30,000,000	79,040,875.52
217	Nyatike	109,040,875.52	30,000,000	79,040,875.52
218	Olkalou	109,040,875.52	26,000,000	83,040,875.52
219	OljoroOrok	109,040,875.52	28,000,000	81,040,875.52
220	Othaya	109,040,875.52	31,000,000	78,040,875.52
221	Pokot South	109,040,875.52	30,000,000	79,040,875.52
222	Rabai	109,040,875.52	31,000,000	78,040,875.52
223	Rangwe	109,040,875.52	25,000,000	84,040,875.52
224	Rarieda	109,040,876.52	25,000,000	84,040,876.52
225	Rongai	109,040,875.52	30,000,000	79,040,875.52
226	Rongo	109,040,875.52	30,000,000	79,040,875.52
227	Roysambu	109,040,875.52	30,000,000	79,040,875.52
228	Ruaraka	109,040,875.52	30,000,000	79,040,875.52

229	Ruiru	109,040,875.52	30,000,000	79,040,875.52
230	Runyenjes	109,040,875.52	28,000,000	81,040,875.52
231	Sabatia	109,040,875.52	30,000,000	79,040,875.52
232	Saboti	109,040,875.52	30,000,000	79,040,875.52
233	Saku	109,040,875.52	30,000,000	79,040,875.52
234	Samburu East	109,040,875.52	30,000,000	79,040,875.52
235	Samburu North	109,040,875.52	30,000,000	79,040,875.52
236	Samburu West	109,040,875.52	30,000,000	79,040,875.52
237	Seme	109,040,875.52	30,000,000	79,040,875.52
238	Sigor	109,040,875.52	30,000,000	79,040,875.52
239	SigowetSoin	109,040,875.52	30,000,000	79,040,875.52
240	Sirisia	109,040,875.52	30,000,000	79,040,875.52
241	Sotik	109,040,875.52	28,000,000	81,040,875.52
242	South Imenti	109,040,875.52	36,000,000	73,040,875.52
243	South Mugirango	109,040,877.52	25,000,000	84,040,877.52
244	Soy	109,040,875.52	30,000,000	79,040,875.52
245	Starehe	109,040,875.52	30,000,000	79,040,875.52
246	Suba North	109,040,878.52	25,000,000	84,040,878.52
247	Suba South	109,040,875.52	36,000,000	73,040,875.52
248	Subukia	109,040,875.52	26,000,000	83,040,875.52
249	sunu East	109,040,875.52	31,000,000	78,040,875.52
250	Suna West	109,040,875.52	30,000,000	79,040,875.52
251	Tarbaj	109,040,875.52	30,000,000	79,040,875.52
252	Taveta	109,040,875.52	30,000,000	79,040,875.52

253	Teso North	109,040,879.52	30,000,000	79,040,879.52
254	Teso South	109,040,875.52	31,000,000	78,040,875.52
255	Tetu	109,040,875.52	10,000,000	99,040,875.52
256	Tharaka	109,040,875.52	29,000,000	80,040,875.52
257	Thika Town	109,040,875.52	30,000,000	79,040,875.52
258	Tiaty	109,040,875.52	30,000,000	79,040,875.52
259	Tigania East	109,040,880.52	25,000,000	84,040,880.52
260	Tigania West	109,040,875.52	30,000,000	79,040,875.52
261	Tinderet	109,040,875.52	31,000,000	78,040,875.52
262	Tongaren	109,040,875.52	30,000,000	79,040,875.52
263	Turbo	109,040,875.52	36,000,000	73,040,875.52
264	Turkana Central	109,040,875.52	30,000,000	79,040,875.52
265	Turkana East	109,040,875.52	30,000,000	79,040,875.52
266	Turkana North	109,040,875.52	30,000,000	79,040,875.52
267	Turkana South	109,040,875.52	30,000,000	79,040,875.52
268	Turkana West	109,040,875.52	30,000,000	79,040,875.52
269	Ugenya	109,040,875.52	30,000,000	79,040,875.52
270	Ugunja	109,040,875.52	30,000,000	79,040,875.52
271	Uriri	109,040,875.52	30,000,000	79,040,875.52
272	Voi	109,040,881.52	10,000,000	99,040,881.52
273	Wajir East	109,040,875.52	30,000,000	79,040,875.52
274	Wajir North	109,040,875.52	30,000,000	79,040,875.52
275	Wajir South	109,040,875.52	30,000,000	79,040,875.52
276	Wajir West	109,040,875.52	30,000,000	79,040,875.52

277	Webuye East	109,040,875.52	30,000,000	79,040,875.52
278	Webuye West	109,040,875.52	30,000,000	79,040,875.52
279	West Mugirango	109,040,875.52	30,000,000	79,040,875.52
280	Westlands	109,040,875.52	26,000,000	83,040,875.52
281	Wundanyi	109,040,875.52	31,000,000	78,040,875.52
282	Yatta	109,040,875.52	31,000,000	78,040,875.52
283	Kitui South	109,040,875.52	10,000,000	99,040,875.52
284	Mbeere South	109,040,875.52	10,000,000	99,040,875.52
285	Vihiga	109,040,875.52	10,000,000	99,040,875.52
	Total	31,076,649,544.20	8,348,000,000.00	22,728,649,544.20

(c) Receipt and Disbursement of funds for 2017/18 Financial Year

In 2017/18 Financial Year, the Fund was allocated **Kshs.29.8 billion** which was received in full. However, only **Kshs.25,466,548,814** was disbursed to approved projects for 2017/18 Financial Year. The balance of **Kshs.4,333,451,185.49** went towards funding of approved projects with respect to previous Financial Years. The Constituencies listed in *Annex III* were therefore not funded in full.

(d) Pending Arrears for Previous Years yet to be disbursed to the Constituencies

The table below gives the breakdown of pending balances for previous years yet to be disbursed to the Constituencies

No	Financial Year	Pending balance
1.	2017/18	807,709,001
2.	2016/17	202,612,417
3.	2015/16	169,229,019
4.	2014/15	42,703,799
5.	2013/14	24,391,615
6.	2011/12	10,109,038
7.	2010/11	17,118,924
		1,273,873,813

2.1.3. Pending Disbursements for 2017/18 Financial Year

(a) Constituencies that have received between 60% And 99% of F/Y 2017/2018

No.	Constituency	Allocation	Disbursed	Balance
1	Aldai	98,189,655.17	91,161,333.35	7,028,321.82
2	Alego Usonga	98,189,655.17	95,898,757.55	2,290,897.62
3	Awendo	98,189,655.17	88,621,703.45	9,567,951.72
4	Balambala	98,189,655.17	97,489,655.15	700,000.02
5	Baringo South	98,189,655.17	97,189,655.15	1,000,000.02
6	Bomachoge Borabu	98,189,655.17	96,469,655.15	1,720,000.02
7	Bonchari	98,189,655.17	96,589,655.15	1,600,000.02
8	Bondo	98,189,655.17	77,662,072.95	20,527,582.22
9	Borabu	98,189,655.17	97,789,655.15	400,000.02
10	Budalangi	98,189,655.17	86,810,344.80	11,379,310.37
11	Bura	98,189,655.17	96,189,655.15	2,000,000.02
12	Butula	98,189,655.17	77,189,655.15	21,000,000.02
13	Buuri	98,189,655.17	95,453,449.15	2,736,206.02
14	Chepalungu	98,189,655.17	94,707,647.80	3,482,007.37
15	Chesumei	98,189,655.17	96,489,655.15	1,700,000.02
16	Chuka/ Igambang'ombe	98,189,655.17	90,313,793.10	7,875,862.07
120	Dagoretti South	98,189,655.17	31,383,620.00	66,806,035.17
17	Eldama Ravine	98,189,655.17	96,241,961.95	1,947,693.22
18	Embakasi North	98,189,655.17	78,489,655.15	19,700,000.02
19	Embakasi West	98,189,655.17	89,189,655.15	9,000,000.02

20	Emgwen	98,189,655.17	95,377,027.20	2,812,627.97
21	Emuria Dikirr	98,189,655.17	86,810,344.80	11,379,310.37
22	Fafi	98,189,655.17	97,162,068.95	1,027,586.22
23	Funyula	98,189,655.17	94,731,884.75	3,457,770.42
24	Galole	98,189,655.17	97,389,655.15	800,000.02
25	Ganze	98,189,655.17	96,539,655.15	1,650,000.02
26	Garissa Township	98,189,655.17	85,717,242.25	12,472,412.92
27	Gem	98,189,655.17	91,439,655.15	6,750,000.02
28	Gichugu	98,189,655.17	93,453,449.15	4,736,206.02
29	Hamisi	98,189,655.17	97,389,655.15	800,000.02
30	Homa Bay Town	98,189,655.17	94,153,449.15	4,036,206.02
31	Ikolomani	98,189,655.17	97,989,655.15	200,000.02
32	Isiolo North	98,189,655.17	95,453,447.25	2,736,207.92
33	Isiolo South	98,189,655.17	84,310,344.80	13,879,310.37
34	Kabete	98,189,655.17	95,453,448.25	2,736,206.92
35	Kabondo Kasipul	98,189,655.17	91,160,647.90	7,029,007.27
36	Kabuchai	98,189,655.17	95,339,655.12	2,850,000.05
37	Kacheliba	98,189,655.17	86,670,474.15	11,519,181.02
38	Kaiti	98,189,655.17	95,975,862.05	2,213,793.12
39	Kajiado West	98,189,655.17	96,999,340.15	1,190,315.02
40	Kaloleni	98,189,655.17	88,389,655.15	9,800,000.02
41	Kanduyi	98,189,655.17	94,225,862.05	3,963,793.12
42	Kapenguria	98,189,655.17	95,453,448.25	2,736,206.92
43	Kapseret	98,189,655.17	88,953,448.25	9,236,206.92

44	Keiyo North	98,189,655.17	91,189,655.15	7,000,000.02
45	Keiyo South	98,189,655.17	97,953,448.25	236,206.92
46	Kiambaa	98,189,655.17	97,456,055.15	733,600.02
47	Kibwezi East	98,189,655.17	83,769,448.25	14,420,206.92
48	Kigumo	98,189,655.17	90,189,655.15	8,000,000.02
49	Kilifi South	98,189,655.17	94,189,655.15	4,000,000.02
50	Kimilili	98,189,655.17	96,227,028.15	1,962,627.02
51	Kipkelion East	98,189,655.17	89,189,655.15	9,000,000.02
52	Kipkelion West	98,189,655.17	92,989,655.15	5,200,000.02
53	Kisumu Central	98,189,655.17	84,153,449.15	14,036,206.02
54	Kisumu East	98,189,655.17	98,089,655.15	100,000.02
55	Kitui Central	98,189,655.17	98,063,463.05	126,192.12
56	Kitui East	98,189,655.17	92,989,655.15	5,200,000.02
119	Kitui South	98,189,655.17	88,064,207.30	10,125,447.87
57	Kitutu Chache South	98,189,655.17	96,453,446.35	1,736,208.82
58	Konoin	98,189,655.17	98,089,655.15	100,000.02
59	Kuria East	98,189,655.17	97,989,655.15	200,000.02
60	Kuria West	98,189,655.17	89,489,655.15	8,700,000.02
61	Lamu West	98,189,655.17	77,486,205.30	20,703,449.87
62	Lari	98,189,655.17	91,889,655.15	6,300,000.02
63	Likoni	98,189,655.17	97,689,655.15	500,000.02
64	Lugari	98,189,655.17	89,689,655.15	8,500,000.02
65	Lurambi	98,189,655.17	90,189,655.15	8,000,000.02
66	Maara	98,189,655.17	88,403,448.25	9,786,206.92

67	Makadara	98,189,655.17	88,189,655.15	10,000,000.02
68	Makueni	98,189,655.17	93,189,655.15	5,000,000.02
69	Mandera East	98,189,655.17	95,736,204.15	2,453,451.02
70	Mandera West	98,189,655.17	97,492,449.15	697,206.02
71	Manyatta	98,189,655.17	97,812,068.95	377,586.22
72	Masinga	98,189,655.17	91,489,655.15	6,700,000.02
73	Matayos	98,189,655.17	92,689,655.15	5,500,000.02
74	Mathare	98,189,655.17	93,655,948.25	4,533,706.92
75	Mbeere North	98,189,655.17	97,689,655.15	500,000.02
76	Mbeere South	98,189,655.17	81,344,827.50	16,844,827.67
77	Mbooni	98,189,655.17	96,189,655.15	2,000,000.02
121	Moiben	98,189,655.17	43,405,172.00	54,784,483.17
78	Mt. Elgon	98,189,655.17	92,689,655.15	5,500,000.02
79	Mukurweini	98,189,655.17	78,189,655.15	20,000,000.02
80	Mumias West	98,189,655.17	97,189,655.15	1,000,000.02
81	Mvita	98,189,655.17	96,453,448.25	1,736,206.92
82	Mwala	98,189,655.17	72,289,655.15	25,900,000.02
83	Mwatate	98,189,655.17	91,718,569.30	6,471,085.87
84	Mwea	98,189,655.17	90,189,655.10	8,000,000.07
85	Mwingi Central	98,189,655.17	97,962,069.15	227,586.02
86	Mwingi North	98,189,655.17	95,953,448.25	2,236,206.92
87	Nakuru Town East	98,189,655.17	90,558,619.15	7,631,036.02
88	Nakuru Town West	98,189,655.17	96,189,655.15	2,000,000.02
89	Nandi Hills	98,189,655.17	96,153,445.25	2,036,209.92

90	Navakholo	98,189,655.17	96,689,655.15	1,500,000.02
91	Ndaragwa	98,189,655.17	95,750,862.00	2,438,793.17
92	Ndhiwa	98,189,655.17	95,462,069.15	2,727,586.02
93	Njoro	98,189,655.17	95,189,655.15	3,000,000.02
94	North Mugirango	98,189,655.17	72,793,965.35	25,395,689.82
95	Nyakach	98,189,655.17	87,600,000.00	10,589,655.17
96	Nyatike	98,189,655.17	93,189,655.15	5,000,000.02
97	Nyeri Town	98,189,655.17	88,953,448.25	9,236,206.92
98	OlKalou	98,189,655.17	94,189,655.15	4,000,000.02
99	Rangwe	98,189,655.17	91,889,655.15	6,300,000.02
100	Rarieda	98,189,655.17	94,789,655.15	3,400,000.02
101	Rongai	98,189,655.17	90,189,655.15	8,000,000.02
102	Roysambu	98,189,655.17	86,810,344.80	11,379,310.37
103	Sabatia	98,189,655.17	96,189,655.15	2,000,000.02
104	Saku	98,189,655.17	98,089,655.15	100,000.02
105	Samburu North	98,189,655.17	93,389,655.15	4,800,000.02
106	Shinyalu	98,189,655.17	86,810,345.00	11,379,310.17
107	Sigor	98,189,655.17	87,789,655.15	10,400,000.02
108	Sotik	98,189,655.17	95,789,655.15	2,400,000.02
109	Tharaka	98,189,655.17	97,189,655.15	1,000,000.02
110	Tigania East	98,189,655.17	94,689,655.15	3,500,000.02
111	Turbo	98,189,655.17	97,589,655.15	600,000.02
112	Turkana East	98,189,655.17	85,753,448.25	12,436,206.92
113	Turkana South	98,189,655.17	92,225,948.25	5,963,706.92

114	Ugenya	98,189,655.17	97,153,488.00	1,036,167.17
115	Uriri	98,189,655.17	90,969,655.15	7,220,000.02
116	Voi	98,189,655.17	97,539,655.15	650,000.02
117	Webuye West	98,189,655.17	97,939,655.15	250,000.02
118	Yatta	98,189,655.17	96,453,448.15	1,736,207.02
		11,880,948,275.57	11,073,239,273.27	807,709,001.

2.1.4. Pending disbursements for 2016/17 Financial Year

No.	Constituency	Allocation	Disbursed	Balance
1	Alego Usonga	81,896,551.72	70,896,551.70	11,000,000.02
2	Awendo	81,896,551.72	78,996,551.70	2,900,000.02
3	Baringo Central	81,896,551.72	79,796,551.70	2,100,000.02
5	Bomet Central	81,896,551.72	81,596,551.70	300,000.02
14	Gilgil	81,896,551.72	81,296,551.70	600,000.02
15	Hamisi	81,896,551.72	81,496,551.70	400,000.02
16	Igembe North	81,896,551.72	81,396,551.70	500,000.02
17	Igembe South	81,896,551.72	61,958,620.70	19,937,931.02
18	Ikolomani	81,896,551.72	79,896,551.72	2,000,000.00
19	Jomvu	81,896,551.72	61,039,655.00	20,856,896.72
20	Kabondo Kasipul	81,896,551.72	81,321,551.70	575,000.02
21	Kacheliba	81,896,551.72	79,296,551.70	2,600,000.02
22	Kajiado Central	81,896,551.72	79,896,551.70	2,000,000.02
23	Kajiado East	81,896,551.72	79,340,517.70	2,556,034.02
24	Kangema	81,896,551.72	79,358,620.70	2,537,931.02

25	Kangundo	81,896,551.72	78,299,164.50	3,597,387.22
26	Kasarani	81,896,551.72	79,896,551.70	2,000,000.02
27	Kesses	81,896,551.72	81,496,551.70	400,000.02
28	Kigumo	81,896,551.72	74,816,551.70	7,080,000.02
29	Kiharu	81,896,551.72	81,696,551.70	200,000.02
30	Kilgoris	81,896,551.72	81,596,551.70	300,000.02
31	Kilifi North	81,896,551.72	79,396,551.70	2,500,000.02
32	Kimilili	81,896,551.72	81,196,551.70	700,000.02
33	Kitui South	81,896,551.72	80,896,551.70	1,000,000.02
34	Kitutu Masaba	81,896,551.72	79,758,620.70	2,137,931.02
35	Lamu West	81,896,551.72	81,096,551.70	800,000.02
36	Loima	81,896,551.72	80,396,551.70	1,500,000.02
37	Lurambi	81,896,551.72	62,864,291.70	19,032,260.02
38	Machakos Town	81,896,551.72	76,296,551.70	5,600,000.02
39	Makueni	81,896,551.72	80,677,837.70	1,218,714.02
40	Marakwet West	81,896,551.72	79,896,551.70	2,000,000.02
41	Mbeere North	81,896,551.72	80,896,551.70	1,000,000.02
42	Mbita	81,896,551.72	70,896,551.70	11,000,000.02
43	Mumias East	81,896,551.72	71,896,551.70	10,000,000.02
44	Mvita	81,896,551.72	81,058,620.70	837,931.02
45	Mwala	81,896,551.72	75,308,620.70	6,587,931.02
46	Mwatate	81,896,551.72	81,258,620.80	637,930.92
47	Mwea	81,896,551.72	81,596,551.70	300,000.02
48	Mwingi North	81,896,551.72	81,396,551.70	500,000.02

49	Naivasha	81,896,551.72	72,796,551.70	9,100,000.02
50	Nyaribari Chache	81,896,551.72	81,396,551.70	500,000.02
51	Nyatike	81,896,551.72	81,496,551.70	400,000.02
52	Rarieda	81,896,551.72	78,946,551.70	2,950,000.02
53	Roysambu	81,896,551.72	73,796,551.70	8,100,000.02
54	Ruaraka	81,896,551.72	64,396,551.70	17,500,000.02
55	Samburu West	81,896,551.72	80,596,551.70	1,300,000.02
56	Seme	81,896,551.72	81,596,551.70	300,000.02
57	Shinyalu	81,896,551.72	81,296,551.70	600,000.02
58	Sirisia	81,896,551.72	81,096,551.70	800,000.02
59	Sotik	81,896,551.72	81,496,551.70	400,000.02
60	Starehe	81,896,551.72	81,350,574.70	545,977.02
61	Tetu	81,896,551.72	80,258,620.70	1,637,931.02
62	Turkana West	81,896,551.72	75,796,551.70	6,100,000.02
63	Webuye West	81,896,551.72	81,311,920.70	584,631.02
	Total	5,159,482,758.36	4,943,674,478.32	202,612,417.86

2.1.5. Pending Disbursements for 2015/16 Financial Year

	Constituency	Amount Allocated (kshs)	Amount Disbursed (Kshs)	Balance
1	Alego Usonga	122,955,577	120,755,577	2,200,000
2	Baringo Central	105,931,915	104,431,915	1,500,000
3	Baringo North	114,130,773	113,730,773	400,000

4	Baringo South	107,568,918	107,068,918	500,000
5	Bobasi	136,032,885	134,492,885	1,540,000
6	Bomachoge Borabu	116,418,009	115,518,009	900,000
7	Bomachoge Chache	110,398,787	101,898,787	8,500,000
8	Bomet Central	115,998,113	115,498,113	500,000
9	Bonchari	113,891,649	111,613,821	2,277,828
10	Bondo	112,978,608	112,478,608	500,000
11	Borabu	115,497,096	114,997,096	500,000
12	Bura	117,245,880	116,745,880	500,000
13	Butere	121,901,396	121,401,396	500,000
14	Butula	125,131,211	119,631,211	5,500,000
15	Central Imenti	100,870,223	98,770,223	2,100,000
16	Changamwe	98,270,736	97,370,736	900,000
17	Chepalungu	134,525,317	134,025,317	500,000
18	Cherangany	127,283,569	127,083,569	200,000
19	Chesumei	107,679,740	107,179,740	500,000
20	Dagoreti North	97,886,808	87,886,808	10,000,000
21	Funyula	115,338,949	114,838,949	500,000
22	Garissa Township	98,945,456	98,445,456	500,000
24	Gichugu	101,447,550	100,447,550	1,000,000
25	Gilgil	111,724,249	111,224,249	500,000
26	igembe central	118,110,421	117,610,421	500,000
27	Igembe North	124,160,657	123,960,657	200,000
28	Jomvu	96,509,499	91,009,499	5,500,000

29	Kabondo Kasipul	113,971,301	113,471,301	500,000
30	Kacheliba	144,698,695	144,198,695	500,000
31	Kajiado Central	113,362,984	112,862,984	500,000
32	Kajiado East	106,367,808	105,867,808	500,000
33	Kajiado North	104,582,462	104,082,462	500,000
34	Kajiado West	117,636,488	117,136,488	500,000
35	Kanduyi	138,905,812	136,905,812	2,000,000
36	Kapenguria	125,896,495	123,889,582	2,006,913
37	Kapseret	102,441,497	101,941,497	500,000
38	Karachuonyo	122,672,089	121,432,089	1,240,000
39	Keiyo North	99,626,985	99,126,985	500,000
40	Keiyo South	114,016,716	113,516,716	500,000
41	Kesses	110,172,155	109,672,155	500,000
42	Kibra	102,572,356	102,072,356	500,000
43	Kiharu	116,012,966	105,512,966	10,500,000
44	Kilifi North	140,839,421	136,339,421	4,500,000
45	Kilome	105,635,071	104,735,071	900,000
46	Kiminini	123,735,794	123,235,794	500,000
47	Kinangop	123,213,898	121,499,621	1,714,277
48	Kipipiri	108,581,240	108,081,240	500,000
49	Kipkelion East	109,643,736	109,143,736	500,000
50	Kipkelion West	110,150,296	109,150,296	1,000,000
51	Kisumu East	115,805,266	115,305,266	500,000
52	Kisumu West	116,214,743	115,714,743	500,000

53	Kitui East	130,395,789	125,395,789	5,000,000
54	Kitui Rural	112,655,034	112,155,034	500,000
55	Kitui South	145,793,681	140,793,681	5,000,000
56	Kuria East	110,849,620	110,349,620	500,000
57	Kwanza	124,204,337	123,704,337	500,000
58	Laikipia East	108,561,922	108,061,922	500,000
59	Lamu East	90,133,846	89,633,846	500,000
60	Lamu West	101,165,872	90,965,872	10,200,000
63	Machakos Town	120,215,087	119,715,087	500,000
64	Makadara	92,542,358	92,042,358	500,000
65	Makueni	152,244,838	148,444,838	3,800,000
66	Malindi	126,114,546	125,614,546	500,000
67	Maragwa	116,145,183	115,645,183	500,000
68	Mavoko	102,903,532	102,403,532	500,000
69	Mbeere North	110,953,056	100,953,056	10,000,000
70	Moyale	126,008,772	125,508,772	500,000
71	Mumias East	111,331,214	103,831,214	7,500,000
72	Mvita	97,884,183	97,384,183	500,000
73	Mwala	121,077,626	114,427,626	6,650,000
74	Mwingi North	141,348,066	140,048,066	1,300,000
75	Naivasha	121,732,317	120,132,317	1,600,000
76	Nakuru Town East	95,787,883	95,287,883	500,000
77	Nandi Hills	106,123,471	105,623,471	500,000
78	Narok West	116,854,072	116,354,072	500,000

79	Ndhiwa	129,194,883.	128,694,883	500,000
80	Ndia	99,984,766	92,484,766	7,500,000
81	Njoro	120,929,853	118,329,853	2,600,000
82	Nyakach	116,921,342	111,721,342	5,200,000
83	Nyali	102,112,604	100,112,604	2,000,000
84	Nyaribari Chache	117,244,624	115,544,624	1,700,000
85	Nyaribari Masaba	117,623,008	116,123,008	1,500,000
86	Ol-kalau	110,806,795	110,306,795	500,000
87	Othaya	99,467,549	98,967,549	500,000
88	Rongai	110,742,423	110,142,423	600,000
89	Sirisia	113,714,240	113,214,240	500,000
90	Sotik	127,998,046	127,498,046	500,000
91	South Imenti	105,619,977	104,119,977	1,500,000
92	South Mugirango	127,151,820	126,651,820	500,000
93	Tetu	97,713,877	97,213,877	500,000
94	Tiaty	133,524,979	133,024,979	500,000
95	Tinderet	115,605,820	115,105,820	500,000
96	Turbo	117,935,869	117,435,868	500,001
97	Turkana West	180,559,059	179,059,059	1,500,000
98	Uriri	116,953,445	116,453,445	500,000
99	Wajir North	143,209,892	142,709,892	500,000
	TOTAL	11,143,631,441	10,974,402,422	169,229,019

2.1.6. Pending disbursements for 2014/15 Financial Year

No.	Constituency	Allocation	Disbursed	Balance
1	Baringo Central	100,022,188	98,022,188	2,000,000
2	Dagoretti North	92,489,538	87,489,538	5,000,000
3	Jomvu	91,199,962	88,599,962	2,600,000
4	Kajiado Central	106,979,912	104,979,912	2,000,000
5	Kaloleni	120,901,359	119,401,359	1,500,000
6	Kigumo	101,614,978	97,614,978	4,000,000
7	Lamu East	85,230,425	83,230,425	2,000,000
9	Mogotio	94,891,553	94,591,553	300,000
10	Mvita	92,487,081	86,883,281	5,603,800
11	Nyaribari Chache	110,614,299	100,614,300	10,000,000
12	Sabatia	95,976,968	95,776,968	200,000
13	Turkana West	169,895,727	165,395,727	4,500,000
14	Voi	99,972,618	96,972,618	3,000,000
	Total	1,362,276,608	1,319,572,809	42,703,799

2.1.7. Pending disbursements for 2013/14 Financial Year

No.	Constituency	Amount allocated	Amount Disbursed	Balance
1	Kitutu chache north	77,918,354.00	75,918,354.00	2,000,000.00
2	Magarini	102,288,872.00	97,806,113.00	4,482,759.00
3	Makueni	98,571,651.00	97,946,651.00	625,000.00
4	Shinyalu	84,102,728.00	77,902,728.00	6,200,000.00
5	Garsen	80,239,023.00	78,739,023.00	1,500,000.00
6	Bonchari	74,868,981.00	65,585,125.00	9,283,856.00
7	Mwingi North	91,837,332.00	91,537,332.00	300,000.00
	Total	609,826,941.00	585,435,326.00	24,391,615.00

2.1.8. Pending disbursements for 2011/12 Financial Year

No.	Constituency	Allocation	Disbursed	Balance
1	Bonchari	78,382,140.00	77,382,140.00	1,000,000.00
2	Dagoreti	65,938,351.00	65,338,351.00	600,000.00
9.	Emgwen	17,442,857.00	17,042,857.00	400,000.00
3	Karachuonyo	76,823,917.00	76,223,917.00	600,000.00
4	Kiharu	73,049,931.00	71,046,835.00	2,003,096.00
5	Masinga	79,800,938.00	79,300,938.00	500,000.00
6	Mwingi South	86,234,723.00	83,734,723.00	2,500,000.00
7	Nyakach	76,974,927.00	74,968,984.90	2,005,942.10
8	Starehe	64,814,599.00	63,914,599.00	900,000.00
	TOTAL	619,462,383	608,953,344.9	10,509,038.1

2.1.9. Pending Disbursements for 2010/11 Financial Year

NO.	CONSTITUENCY	ALLOCATION	DISBURSEMENTS	BALANCE
1	Bobasi	75,965,098	75,165,098	800,000
2	Bomet	77,572,409	75,572,409	2,000,000
4	Kapenguria	75,521,027	74,151,027	1,370,000
5	Kisumu Rural	63,465,762	62,865,762	600,000
6	Kitui South	71,489,461	70,189,461	1,300,000
7	Langata	53,709,833	51,159,833	2,550,000
8	Lurambi	81,442,067	80,642,067	800,000
9	Mbooni	75,101,663	74,801,663	300,000
10	Mwatate	57,173,257	56,973,257	200,000
11	Mwea	61,610,867	60,610,867	1,000,000
12	Ndia	54,894,580	53,796,689	1,097,891
13	Saboti	88,100,335	87,599,302	501,033
14	Sigor	75,139,371	74,539,371	600,000
15	Starehe	52,981,843	48,981,843	4,000,000
	TOTAL	964,167,573	947,048,649	17,118,924

2.2. Constituencies Funded using the current allocation for FY 2018/19

(a) 2017/18 Financial Year

No.	Constituency	Amount Allocated (Kshs)	Amount previously disbursed (Kshs)	Pending balances disbursed with 2018/19 F/Y funds
1.	Aldai	98,189,655.17	89,161,333.35	2,000,000.00
2.	Baringo Central	98,189,655.17	40,251,869.00	57,937,786.17
3.	Baringo North	98,189,655.17	43,405,172.00	54,784,483.17
4.	Baringo South	98,189,655.17	97,189,655.15	1,000,000.02
5.	Bobasi	98,189,655.17	43,405,172.00	54,784,483.19
6.	Bomachoge Chache	98,189,655.17	92,472,414.14	5,717,241.03
7.	Bondo	98,189,655.17	43,405,172.00	34,256,900.97
8.	Budalangi	98,189,655.17	43,405,172.00	43,405,172.82
9.	Bura	98,189,655.17	43,405,172.00	52,784,483.17
10.	Butula	98,189,655.17	43,405,172.00	33,784,483.17
11.	Buuri	98,189,655.17	85,074,138.80	10,379,310.37
12.	Changamwe	98,189,655.17	49,094,827.00	49,094,828.17
13.	Chepalungu	98,189,655.17	86,810,344.80	7,897,303.00
14.	Cherangany	98,189,655.17	43,405,172.00	54,784,483.17
15.	Chesumei	98,189,655.17	71,405,172.00	25,084,483.17
16.	Dadaab	98,189,655.17	86,810,344.82	11,379,310.35
17.	Embakasi East	98,189,655.17	74,405,172.00	23,784,483.17
18.	Embakasi North	98,189,655.17	43,405,172.00	35,084,483.17
19.	Emuhaya	98,189,655.17	96,239,655.15	1,950,000.02
20.	Funyula	98,189,655.17	83,352,574.40	11,379,310.35
21.	Galole	98,189,655.17	96,015,389.25	1,374,265.92
22.	Ganze	98,189,655.17	43,405,172.00	53,134,483.17
23.	Garissa Township	98,189,655.17	68,337,923.00	17,379,319.27
24.	Garsen	98,189,655.17	96,188,234.10	2,001,421.07
25.	Gatundu North	98,189,655.17	43,405,172.00	54,784,483.17
26.	Gichugu	98,189,655.17	71,405,172.00	22,048,277.17
27.	Gilgil	98,189,655.17	93,849,655.15	4,340,000.02
28.	Homabay Town	98,189,655.17	74,217,241.35	19,936,207.82

No.	Constituency	Amount Allocated (Kshs)	Amount previously disbursed (Kshs)	Pending balances disbursed with 2018/19 F/Y funds
29.	Igembe North	98,189,655.17	96,189,655.15	13,379,310.35
30.	Igembe South	98,189,655.17	97,189,655.15	1,000,000.02
31.	Ikolomani	98,189,655.17	96,189,655.17	1,800,000.00
32.	Jomvu	98,189,655.17	43,405,172.00	54,784,483.17
33.	Juja	98,189,655.17	90,453,448.25	7,736,206.92
34.	Kabondo Kasipul	98,189,655.17	79,781,337.55	11,379,310.35
35.	Kajiado Central	98,189,655.17	43,405,172.00	54,784,483.17
36.	Kajiado East	98,189,655.17	43,405,172.00	54,784,483.17
37.	Kajiado South	98,189,655.17	97,689,655.15	500,000.02
38.	Kajiado West	98,189,655.17	43,405,172.00	53,594,168.17
39.	Kaloleni	98,189,655.17	77,010,344.80	11,379,310.37
40.	Kandara	98,189,655.17	95,889,655.17	2,300,000.00
41.	Kanduyi	98,189,655.17	83,074,137.90	11,151,724.17
42.	Kangema	98,189,655.17	97,962,068.95	227,586.22
43.	Kasarani	98,189,655.17	43,405,172.00	54,784,483.17
44.	Keiyo North	98,189,655.17	79,810,344.80	11,379,310.37
45.	Keiyo South	98,189,655.17	43,405,172.00	54,548,276.27
46.	Kesses	98,189,655.17	43,405,172.00	54,784,483.17
47.	Kibwezi East	98,189,655.17	80,873,448.28	2,680,000.00
48.	Kieni	98,189,655.17	43,405,172.00	54,784,483.17
49.	Kigumo	98,189,655.17	43,405,172.00	46,784,483.17
50.	Kiharu	98,189,655.17	43,405,172.00	54,784,483.17
51.	Kikuyu	98,189,655.17	86,810,344.82	11,379,310.35
52.	Kimini	98,189,655.17	43,405,172.00	54,784,483.17
53.	Kinango	98,189,655.17	94,810,344.82	3,379,310.35
54.	Kinangop	98,189,655.17	95,285,345.15	2,904,310.02
55.	Kipkelion East	98,189,655.17	89,189,655.17	9,000,000.00
56.	Kitui East	98,189,655.17	92,989,655.15	5,200,000.02
57.	Kitui Rural	98,189,655.17	43,405,172.00	54,784,483.17
58.	Kitui South	98,189,655.17	43,405,172.00	44,659,035.32
59.	Kitui West	98,189,655.17	43,405,172.00	54,784,483.17

No.	Constituency	Amount Allocated (Kshs)	Amount previously disbursed (Kshs)	Pending balances disbursed with 2018/19 F/Y funds
60.	Kitutu Chache South	98,189,655.17	71,405,172.00	25,048,274.37
61.	Kitutu Masaba	98,189,655.17	71,405,172.00	26,784,483.17
62.	Konoin	98,189,655.17	43,405,172.00	54,684,483.17
63.	Kuresoi South	98,189,655.17	95,989,655.15	2,200,000.02
64.	Kuria West	98,189,655.17	43,405,172.00	46,084,483.17
65.	Lagdera	98,189,655.17	94,189,655.15	4,000,000.02
66.	Laisamis	98,189,655.17	43,405,172.00	54,784,483.17
67.	Lamu West	98,189,655.17	37,905,172.00	39,581,033.34
68.	Langata	98,189,655.17	93,453,448.25	4,736,206.92
69.	Likoni	98,189,655.17	95,589,655.15	2,100,000.02
70.	Loima	98,189,655.17	96,725,862.05	1,463,793.12
71.	LungaLunga	98,189,655.17	81,410,344.82	16,779,310.35
72.	Lurambi	98,189,655.17	43,405,172.00	46,784,483.17
73.	Machakos Town	98,189,655.17	86,810,344.82	11,379,310.35
74.	Magarini	98,189,655.17	85,174,137.80	13,015,517.35
75.	Makueni	98,189,655.17	43,405,172.00	49,784,483.17
76.	Mandera South	98,189,655.17	86,810,344.82	11,379,310.35
77.	Marakwet East	98,189,655.17	71,405,172.00	26,784,483.17
78.	Marakwet West	98,189,655.17	43,405,172.00	54,784,483.17
79.	Mathare	98,189,655.17	60,405,172.00	33,250,776.29
80.	Mathioya	98,189,655.17	96,453,449.15	1,736,206.02
81.	Mathira	98,189,655.17	97,003,447.15	1,186,208.02
82.	Matungu	98,189,655.17	90,689,655.15	7,500,000.02
83.	Matungulu	98,189,655.17	86,810,344.82	11,379,310.35
84.	Mbeere North	98,189,655.17	86,310,344.82	11,379,310.35
85.	Mbeere South	98,189,655.17	43,405,172.00	37,939,655.57
86.	Mbooni	98,189,655.17	43,405,172.00	52,784,483.17
87.	Mogotio	98,189,655.17	95,669,655.17	2,520,000.00
88.	Mosop	98,189,655.17	96,453,448.25	1,736,206.92
89.	Muhoroni	98,189,655.17	86,810,344.82	11,379,310.35
90.	Mukurweini	98,189,655.17	74,956,295.75	3,233,359.42

No.	Constituency	Amount Allocated (Kshs)	Amount previously disbursed (Kshs)	Pending balances disbursed with 2018/19 F/Y funds
91.	Mvita	98,189,655.17	43,405,172.00	53,048,276.27
92.	Mwatate	98,189,655.17	80,339,258.90	11,379,310.42
93.	Mwea	98,189,655.17	43,405,172.00	46,784,483.17
94.	Mwingi Central	98,189,655.17	43,405,172.00	54,556,897.17
95.	Mwingi North	98,189,655.17	43,405,172.00	52,548,276.27
96.	Nakuru Town East	98,189,655.17	81,810,344.82	8,748,274.35
97.	Nandi Hills	98,189,655.17	71,405,172.00	24,748,273.27
98.	Narok East	98,189,655.17	86,810,344.82	11,379,310.35
99.	Ndia	98,189,655.17	49,094,827.20	49,094,827.97
100.	North Horr	98,189,655.17	91,689,655.15	6,500,000.02
101.	North Imenti	98,189,655.17	96,289,655.15	1,900,000.02
102.	Nyakach	98,189,655.17	43,405,172.00	44,194,828.00
103.	Nyando	98,189,655.17	86,810,344.82	11,379,310.35
104.	Nyaribari Chache	98,189,655.17	89,389,655.15	8,800,000.00
105.	Nyaribari Masaba	98,189,655.17	96,189,655.15	2,000,000.02
106.	Nyeri Town	98,189,655.17	43,405,172.00	45,548,276.27
107.	Oljororok	98,189,655.17	91,189,655.17	7,000,000.00
108.	Olkalou	98,189,655.17	86,810,344.82	7,379,310.35
109.	Othaya	98,189,655.17	86,810,344.82	11,379,310.35
110.	Runyenjes	98,189,655.17	43,405,172.00	54,784,483.17
111.	Saboti	98,189,655.17	40,850,481.00	59,384,048.94
112.	Samburu North	98,189,655.17	86,810,344.80	11,379,310.39
113.	Samburu West	98,189,655.17	86,810,344.80	11,379,310.35
114.	Shinyalu	98,189,655.17	43,405,172.00	43,405,173.00
115.	Sigowet/Soin	98,189,655.17	86,810,344.82	11,379,310.35
116.	Sirisia	98,189,655.17	43,405,172.00	54,784,483.17
117.	South Mugirango	98,189,655.17	71,405,172.00	26,784,483.17
118.	Soy	98,189,655.17	95,889,655.15	2,300,000.02
119.	Suba North	98,189,655.17	43,405,172.00	54,784,483.18
120.	Subukia	98,189,655.17	43,405,172.00	54,784,483.17
121.	Tarbaj	98,189,655.17	86,810,344.82	11,379,310.35

No.	Constituency	Amount Allocated (Kshs)	Amount previously disbursed (Kshs)	Pending balances disbursed with 2018/19 F/Y funds
122.	Taveta	98,189,655.17	66,189,655.15	32,000,000.02
123.	Teso North	98,189,655.17	95,189,655.15	3,000,000.02
124.	Teso South	98,189,655.17	96,189,655.15	2,000,000.02
125.	Tetu	98,189,655.17	43,405,172.00	54,784,483.17
126.	Thika Town	98,189,655.17	43,405,172.00	54,784,483.17
127.	Tiaty	98,189,655.17	71,405,172.00	26,784,483.17
128.	Turbo	98,189,655.17	53,405,172.00	44,184,483.17
129.	Turkana Central	98,189,655.17	92,789,448.25	5,400,206.92
130.	Turkana East	98,189,655.17	85,753,448.25	5,936,206.92
131.	Ugenya	98,189,655.17	85,774,177.66	11,379,310.35
132.	Ugunja	98,189,655.17	97,189,655.15	1,000,000.02
133.	Uriri	98,189,655.17	89,669,655.17	1,300,000.00
134.	Vihiga	98,189,655.17	90,389,655.15	7,800,000.02
135.	Voi	98,189,655.17	71,405,172.00	26,134,483.17
136.	Wajir East	98,189,655.17	85,310,344.82	12,879,310.35
137.	West Mugirango	98,189,655.17	43,405,172.00	54,784,483.17
138.	Westlands	98,189,655.17	43,405,172.00	54,784,483.17
139.	Wundanyi	98,189,655.17	97,962,068.90	227,586.27
	TOTAL			3,522,723,265.45

(b) 2016/17 Financial Year

No.	Constituency	Amount Allocated (Kshs)	Amount already disbursed (Kshs)	Pending balances disbursed with 2018/19 F/Y funds
1.	Ainamoi	81,896,551.72	80,396,551.70	1,500,000.02
2.	Bomachoge Chache	81,896,551.72	70,896,551.72	9,000,000.00
3.	Dagoretti South	81,896,551.72	40,948,275.60	40,248,276.12
4.	Emgwen	81,896,551.72	70,396,551.70	11,500,000.02
5.	Igembe South	81,896,551.72	61,958,620.72	16,500,000.00
6.	Isiolo North	81,896,551.72	78,358,621.60	3,537,930.12
7.	Kajiado West	81,896,551.72	80,258,620.72	1,637,931.00

No.	Constituency	Amount Allocated (Kshs)	Amount already disbursed (Kshs)	Pending balances disbursed with 2018/19 F/Y funds
8.	Kathiani	81,896,551.72	77,296,551.72	4,600,000.00
9.	Kiambu Town	81,896,551.72	76,296,551.72	5,600,000.00
10.	Kieni	81,896,551.72	80,496,551.70	1,400,000.02
11.	Kikuyu	81,896,551.72	79,046,551.70	2,850,000.02
12.	Mumias East	81,896,551.72	61,896,551.72	10,000,000.00
13.	Teso South	81,896,551.72	79,696,551.72	2,200,000.00
14.	Webuye West	81,896,551.72	81,311,920.78	584,630.94
	TOTAL			111,158,768.26

(c) 2015/16 Financial Year

No.	Constituency	Amount Allocated (Kshs)	Amount already disbursed (Kshs)	Pending balance disbursed
1.	Changamwe	98,270,736	84,870,736	12,500,000
2.	Garsen	122,580,891	122,080,891	500,000
3.	Kabuchai	121,251,167	120,751,167	500,000
4.	Luanda	105,036,915	104,536,915	500,000
5.	LungaLunga	146,069,368	145,569,368	500,000
6.	Narok North	112,009,622	109,509,622	2,500,000
	TOTAL			17,000,000

(d) 2014/15 Financial Year

No.	Constituency	Amount Allocated (Kshs)	Amount already disbursed (Kshs)	Pending balance disbursed
1.	Garissa Township	93,480,753	90,780,753	2,700,000
2.	Lungalunga	137,602,963	136,602,963	1,000,000
	TOTAL			3,700,000

GRAND TOTAL; 3,654,652,029.77

2.9 Constituencies that are yet to submit their Project Proposals

(1) Shinyalu,

(c) A total of Kshs.3,652,000,000 went towards funding of approved projects with respect to previous Financial Years.

4.0 Committee Recommendations

Arising from the above observations and in its meeting held on 22nd February, 2019 the Committee made the following recommendations: -

- (1) The National Treasury should ensure that the remaining Kshs. 21,286,162,000 is released by the end of March, 2019 to give constituencies adequate time to absorb the funds before the closure of the financial Year.
- (2) The Cabinet Secretary of the National Treasury should ensure that Ksh.4, 976,750,000 (unremitted by the Treasury) owed to the National Government Constituencies Development Fund Board is provided for in the next supplementary budget, if any.
- (3) The NGCDF Board should by end of March 2019 submit to the National Assembly a comprehensive list of all incomplete projects countrywide, clearly categorizing those that have stalled because; they either lie in the category of devolved functions, were initiated without the authority of the Board, were underfunded, among other reasons. The Board should also suggest the way forward regarding those projects.
- (4) Funding of the incomplete projects by constituencies to be staggered within 3 years, in order to ensure that new projects that are critical to the community are adequately funded.
- (5) Constituencies with cumulative balances of over 20 million should submit to the National Assembly a report outlining reasons for the pending cumulative balances within a month upon the adoption of this Report.
- (6) Shinyalu, Mbere North, Nyeri Town, Kiharu and Ndaragwa Constituencies which are yet to submit their project proposals to the Board do comply with immediate effect.

MINUTES OF THE 4TH SITTING MEETING OF THE NATIONAL ASSEMBLY
COMMITTEE ON GOVERNMENT CONSTITUENCY DEVELOPMENT FU
ON FRIDAY 22ND FEBRUARY 2019 AT ENGLISH POINT MARINA, MOMBAASA
COUNTY AT 9.30 AM

MEMBERS PRESENT

1. Hon. Richard Maore Maoka, MP -Chairperson
2. Hon. Fred Kapondi Chesebe, MP
3. Hon. Ferdinand Wanyonyi, MP
4. Hon. Titus Khamala,MP
5. Hon. Alfa Ondieki, MP
6. Hon. Emmanuel Wangwe, MP
7. Hon. Kasim Tandaza Sawa,MP
8. Hon. Benjamin Gathiru Mwangi, MP
9. Hon. Sophia Abdi Noor, MP
- 10.Hon. Janet Jepkemboi Sitienei, MP
- 11.Hon. Sharif Athman, MP
1. Hon. Richard Tongi, MP
2. Hon. Mwalyo Joshua, MP
- 12.Hon. Fred Ouda, MP
- 13.Hon. Moses K. Lessonet, MP

APOLOGIES

3. Hon. Omar Maalim, MP – Vice Chairperson
4. Hon. Mishi Mboko, MP
5. Hon. Johanna Ngeno, MP
6. Hon. Mary Wamaua Waithira, MP

IN ATTENDANCE: KENYA NATIONAL ASSEMBLY SECRETARIAT

- | | |
|------------------------|-------------------------|
| 1. Mr. Johnston Kioko | -Second Clerk Assistant |
| 2. Ms. Naserian Lotuai | -Third Clerk Assistant |
| 3. Mr. Erick Ososi | - Research Officer III |
| 4. Mr. Peter Mwaura | -Senior Counsel |

AGENDA

Preliminaries

Adoption of the program

Second Quarter Report on project proposals, approvals, disbursements status and restrictions imposed on Constituency account.
Adjournment.

2. Se
3. sta
A.
S/NG-CDF /2019/013: PRELIMINARIES

on called the meeting to order at 9.27 am and he said the prayers.

NG-CDF /2019/014: ADOPTION OF THE PROGRAM

rogram was adopted with the following changes: -That, Committee work considered in the next committee meeting thus consideration and adoption of committee reports should be given priority followed by the Proposed amendments of the Act of 2015.

The program was adopted by Hon.Ali Sharif, MP and seconded by Hon.Mwalyo Joshua, MP

MIN.NA/DCS/NG-CDF/2019/015: CONSIDERATION OF THE SECOND QUARTER REPORT ON PROJECT PROPOSALS, APPROVALS, DISBURSEMENTS STATUS AND RESTIRCTIONS IMPOSED ON CONSTITUENCY ACCOUNT.

The Chairperson informed the meeting that from Speaker's ruling on 19th Tuesday February,2018, there is need to consider the said report for purposes of apprising the house on status of disbursements of funds.

Having deliberated and discussed the report of the second quarter the committee agreed on the following observations and recommendations.

Committee observations

The following observations were made:-that

- a. In 2017/18 Financial Year, the Fund was allocated Kshs.29.8 billion which was received in full. However, only Kshs.25,466,548,814 was disbursed to approved projects for 2017/18 Financial Year. The balance of Kshs.4,333,451,185.49 went towards funding of approved projects with respect to previous Financial Years.

b. There is pending arrears for previous years yet to be disbursed

Constituencies and are as follows: -

No	Financial Year	Pending balance
1.	2017/18	807,709,001
2.	2016/17	202,612,417
3.	2015/16	169,229,019
4.	2014/15	42,703,799
5.	2013/14	24,391,615
6.	2011/12	10,509,038
7.	2010/11	17,118,924
		1,274,273,813

c. In 2018/19 Financial Year, the Fund was allocated **Kshs.33,286,162,000** out of which **Kshs.12,000,000,000** has been released to the Fund.

d. A total of **Kshs.8,348,000,000** has been disbursed to two hundred eighty five (285) Constituencies with respect to approved projects for 2018/19 Financial Year .

e. A total of **Kshs.3,652,000,000** went towards funding of approved projects with respect to previous Financial Years.

Committee Recommendations

It was agreed that the recommendations of the report be as follows:-


1. Regarding disbursement of the 2018/2019 funds the Treasury must ensure release of the remaining **Kshs.21,286,162,000** by end of March ,2019 to allow

enough time for constituencies to absorb the funds before the closure of the financial Year.

2. Concerning the *Ksh.4, 976,750,000 arrears* still owed to the National Governments Constituencies Development Fund Board, the Cabinet Secretary of the National Treasury should provide for the arrears in the next supplementary budget estimates.
3. Concerning the incomplete, disused and abandoned projects, NGCDF Board should by end of March 2018 submit (to the Committee) a comprehensive list of all incomplete projects countrywide, clearly categorizing those that have stalled because; they lie in the category of devolved functions; were initiated without the authority of the Board; they were underfunded, among other reasons, and suggest the way forward.
4. Funding of the incomplete projects should be staggered within 3 years by constituencies, to ensure that prioritization of new projects that are critical to constituencies.

MIN.NA/DCS/NG-CDF/2019/016: ADJOURNMENT.

The meeting was adjourned at 12:40pm. The time for the next meeting is at 2.00pm same venue.

Signature 

for HON RICHARD MAORE MAOKA, CBS, M.P.

(Chairperson)

Date..... *22nd FEB, 2019.*

REPUBLIC OF KENYA



TWELFTH PARLIAMENT – 7th SESSION - 2018

THE NATIONAL ASSEMBLY

ADOPTION LIST

AGENDA: Report on status of Disbursements of funds to the NG-ODF-

DATE: 03/02/2019


	NAME	SIGNATURE
1.	Hon.Richard Maore Maoka,CBS,MP	
2.	Hon.Omar Mohamed Maalim MP	
3.	Hon.Mishi Mboko,MP	
4.	Hon.Fred Ouda,MP	
5.	Hon.Fred Kapondi Chesebe,MP	
6.	Hon.Sophia Abdi Noor,MP	
7.	Hon.Emmanuel Wangwe,MP	
8.	Hon.Johanna Ngeno,MP	
9.	Hon.Titus Khamala,MP	
10.	Hon.Richard Tongi,MP	
11.	Hon.Moses Lessonet ,MP	
12.	Hon.Afa Ondieki,MP	
13.	Hon.Benjamin Gathiru Mwangi,MP	
14.	Hon.Ferdinand Wanyonyi,MP	
15.	Hon.Janet Jepkemboi Sitienei,MP	
16.	Hon.Kasim Sawa Tandaza,MP	
17.	Hon.Sharif Athman Ali,MP	

18.	Hon. Mwaluyo Joshua, MP	<i>Joshua</i>
19.	Hon. Mary Wamaua Waitira, MP	

SIGN

JOHNSTON KIOKO



17.	Hon.Sharif Athman Ali,MP	
18.	Hon. Mwalyo Joshua,MP	
19.	Hon.Johanna Ngeno,MP	

SIGN

JOHNSTON KIOKO



B



8