



REPUBLIC OF KENYA

THE NATIONAL TREASURY AND ECONOMIC PLANNING




CONSOLIDATED NATIONAL GOVERNMENT

INVESTMENT REPORT

FOR

THE FINANCIAL YEAR 2023/2024

| | |
|--|------------|
|  OCTOBER 2024 | |
| THE NATIONAL ASSEMBLY PAPERS LAID | |
| DATE: 05 NOV 2024 | DAY: _____ |
| TABLED BY: | _____ |
| CLERK-AT THE TABLE: | _____ |

PREFACE

The Consolidated National Government Investment Report summarizes the extent of National Government involvement or investment in, or funding of, all State Corporations and Government-Linked Corporations for that Financial Year. The Report is prepared in accordance with the provisions of the Public Financial Management Act, 2012, Section 89. The Report for 2023/2024 FY is the 11th edition and provides information of the National Government involvement in State Corporations and Government Linked Corporations in four (4) main areas, namely shareholding/equity; grants & subsidies; loans & guarantees; and revenue receipts.

During the period under review, the Government implemented bold policy incentives to mitigate negative global and persistent shocks that had pushed the economy to its lowest vibrant level and embarked on structural reforms to stabilize Government finances and the economy. These shocks included global supply chain disruptions; high cost of accessing credit in the domestic and international money markets, volatile foreign exchange rates and high debt servicing costs. This also affected the financial and operational performance of Government investments.

Government Investments were faced with challenges of high cost of doing business & debt servicing, generating adequate revenue from sales, as well non-receipts of revenue due. This led to cash flow challenges with the resultant build-up in unpaid bills. The Government initiated policy measures to enhance state corporations' revenue generation and expenditure rationalization in line with the Government's fiscal consolidation efforts.

Government policy measures were initiated for all state corporations to ensure prudent and responsible use of public resources as provided for in the Constitution and other relevant laws. The policy measures were geared towards enhancing efficiency, self-sustainability, and generate additional revenue for the National Exchequer.

Due to the challenges facing Government investments, the National Treasury undertook a preliminary assessment covering financial evaluation and review of enabling legislations. The preliminary assessment of State Corporations and Government-Owned Enterprises was to determine their viability in terms of Government budgetary resources required for their sustainability as well as their continued relevance.

The preliminary assessment was intended to provide a basis for Government policy decision for State Corporations reforms, among others: State Corporations with outdated mandates, entities for privatization, entities requiring large bailouts or those producing goods and providing services better suited for the private sector to be considered for privatization.

The assessment was also aimed at identifying entities for restructuring including mergers or transfers to parent ministries or relevant corporations, to eliminate duplication, enhance efficiency, optimize resource use, increase revenue to the exchequer, and improve service delivery to Kenyans.

The Government also initiated policy changes to ensure Government- Owned Enterprises (GOE) realize their full potential. In November, 2023 the Cabinet approved the Ownership Policy for GOEs, a key governance reforms framework. To anchor the policy in law and facilitate its implementation, the draft Government-Owned Enterprises Bill, 2024, underwent public participation and the process is ongoing.

The Government also prepared draft Government Investment Regulations, 2024 to provide a framework for the efficient and effective management of Government Investments. The draft Regulations have undergone public participation and are being finalized for submission to Parliament.

During the reporting period, the Cabinet approved divestiture of six (6) entities through the Nairobi Securities Exchange, to optimize the contributions of the investments towards the achievement of national development goals. The Companies include East African Portland Cement Company, Nairobi Securities Exchange, Housing Finance Company of Kenya, CFC Stanbic, Liberty Kenya Holdings and Eveready East Africa PLC. To facilitate the sale of shares and in line with Central Depositories Act 2000, the Government initiated the process of dematerialization of its securities through the Central Depository and Settlement Corporation.

The Government continued to enhance governance mechanisms, management, performance and operations of State Corporations to improve efficiency and quality service delivery. Towards this end and pursuant to operational and financial oversight role on Government investments, the National Treasury and Economic Planning continued to leverage on ICT with operationalization of Government Investments Management Information System (GIMIS). The System has enhanced efficiency, transparency and completeness of State Corporations' financial, operational performance and fiscal risk analysis and enables quantification and reporting of fiscal risk exposure from State Corporations. Further, it enhances monitoring of Government investments in Government Linked Corporations and International Bodies.

During the year under review, a significant improvement was recorded in most facets of government investments. Internally generated funds by State Corporations increased by 24% from **Kshs.1,003,229 million** in 2023/2024 FY to **Kshs.868,359 million** in 2023/2024 FY. Total transfers and subsidies to State Corporations in 2023/2024 FY was **Kshs.266,241 million** for recurrent and **Kshs.107,549 million** for development.

The profit declared by Commercial State Corporations decreased by 35% from **Kshs.63,709 million** in 2022/2023 to **Kshs.41,230 million** in 2023/2024 FY. The Government received a total revenue of **Kshs.51,802 million** from Government Investments in form of dividends, loan redemption & interest payments and directors' fees. This was an increase of 24% in comparison to **Kshs.41,833 million** received in 2022/2023 FY. Total assets amounted to **Kshs.7,861,391 million** with net assets/total equity of **Kshs.5,436,372 million**.

I wish to underscore that the National Treasury is committed to providing accurate and timely information to promote Government investment transparency and accountability in accordance with the best practices. To this end, a lot of diligence and data validation has been done in compiling the 2023/2024 Report. It is my hope that the Report will provide valuable insights to Parliament and other stakeholders in the discharge of their mandates.

This Report is prepared based on management accounts for 2023/2024 FY. The preparation involved collaborative efforts and material inputs from the National Treasury and the State Corporations.

I wish to thank all Chief Executive Officers for facilitating and submitting the information required. I also take this opportunity to recognize the key role played by the Government Investments and Public Enterprises Department in its lead role in enabling timely production of the Consolidated National Government Investment Report for 2023/2024 FY.

Thank you.



Hon. CPA. John Mbadi Ng'ongo, EGH
Cabinet Secretary/The National Treasury & Economic Planning

Legal Basis for the Consolidated National Government Investment Report

The Consolidated National Government Investment Report is prepared in accordance with the Public Finance Management Act 2012, Section 89 states as follows:

- (1) The Cabinet Secretary responsible for matters relating to public investments shall prepare and submit to the National Assembly, not later than four months after the end of each financial year, a consolidated report summarizing the extent of National Government involvement or investment in, or funding of, all State Corporations and Government-Linked Corporations for that Financial Year.
- (2) The Report under subsection (1) shall include information on-
 - a) the date of incorporation and objects of the corporation;
 - b) the amount of National Government shareholding, directly or indirectly, in the State Corporation;
 - c) any changes in the shareholding of the State Corporation during the Financial Year;
 - d) the amount of any funding in the form of grants or subsidies provided by the National Government to the State Corporation or Government-Linked Corporations, excluding profit-making State Corporation, during the Financial Year;
 - e) the amount of any loans made by the national government to the state corporation, and the amount of any guarantees issued by the national government in respect of the state corporation, during the financial year;
 - f) the cumulative amount of undischarged loans and guarantees in respect of the state corporation;
 - g) the amount of the profit/surplus or loss/deficit of the state corporation for the financial year;
 - h) the amount of any revenue received by the national government from the state corporation during the financial year, including dividends, interest and proceeds from any divestiture of assets of the state corporation;
 - i) the amount of payments made, or losses incurred, by the National Government to meet contingent liabilities as a result of loans or guarantees during the financial year, including payments made in respect of guarantees, loan write-offs or waiver of interest on loans; and
 - j) An assessment of the financial and related non-financial performance of the State Corporation for the Financial Year.
- (3) Once every three years, the Cabinet Secretary responsible for matters relating to public investments shall prepare a report on the assessment of the National Government's continued involvement or investment in, or funding of, the State Corporation or Government Linked Corporation.
- (4) The Cabinet Secretary responsible for matters relating to public investments shall submit copies of the reports referred to in subsections (2) and (3) to the Cabinet Secretary, the Controller of Budget, the Commission on Revenue Allocation and to the Auditor-General

State Corporations and Government Linked Corporations

1. The State Corporations Act, Cap 446, is the over-arching governing law on the establishment, fiduciary oversight on management and governance; and financial control of State Corporations.
2. State Corporations or Parastatals are legal entities established by Government or investments in which the Government holds over fifty (50) per cent control or ownership. They implement priority Government policies, strategic projects and programmes in social, business and commercial sectors of the economy.
3. They are incorporated under the Companies Act or an enabling Act of Parliament in which whole or controlling shareholding belongs to the Government. State Corporations are therefore, distinct legal entities that are operationally autonomous from Government and may be self-financing through internally-generated funds, loans backed by their assets, partially funded or fully financed by the Exchequer.
4. State Corporations are categorized as commercial and non-commercial. Commercial State Corporations comprise:
 - a. Companies with GoK shareholding, through the Cabinet Secretary to the National Treasury as a Body Corporate, of more than 50%;
 - b. A Body Corporate established to perform a strategic function profitably,
 - c. An entity that generally operates on commercial principles,
 - d. Generally self-financing and sustaining, except in financing investment for public policy objectives; and
 - e. Accountable to all stakeholders and the public through the relevant departmental and oversight committees of Parliament.
5. For the Commercial State Corporations with “public goods” mandate, the GoK is required to meet the full cost of those “public good” activities using budgetary resources approved by Parliament.
6. Non-Commercial State Corporations are expected to operate on a cost recovery basis and largely depend on monies appropriated by Parliament, levies and fees. They include regulatory agencies and statutory boards; research institutions; institutions of higher learning and referral hospitals. Non-Commercial State Corporations deliver services on behalf of line Ministries and are funded mainly through the National Budgets in form of grants or loans from the Government.
7. Besides State Corporations, the Government also invests in other organizations, commonly referred to as Government Linked Corporations (GLC). GLCs are entities in which the Government’s shareholding is fifty (50) per cent and below. The Government participates in GLCs primarily to correct market failures and also partake in profit sharing in profitable enterprises to augment public resources.
8. The Government investments in GLCs in particular target perceived high risk investments from the private sector perspective, but in themselves have a high impact to the economy.

Table of Contents

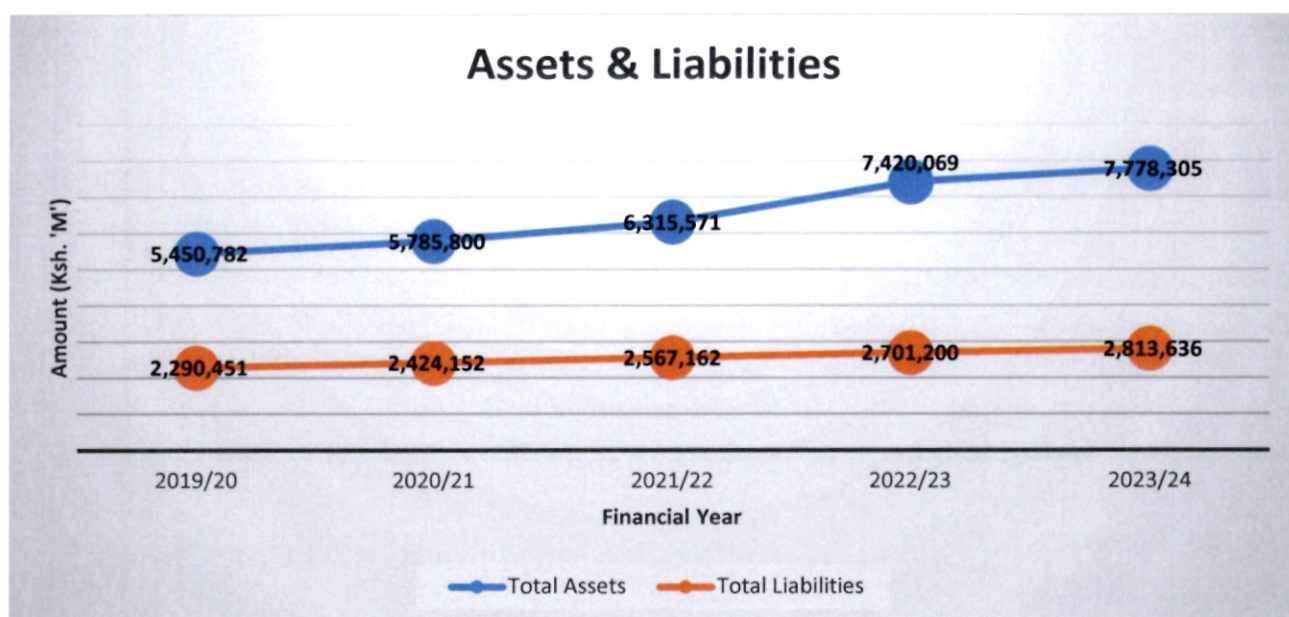
| | |
|--|------|
| LEGAL BASIS FOR THE CONSOLIDATED NATIONAL GOVERNMENT INVESTMENT REPORT..... | V |
| STATE CORPORATIONS AND GOVERNMENT LINKED CORPORATIONS | VI |
| TABLE OF CONTENTS | VIII |
| I. STATUS OF NATIONAL GOVERNMENT INVOLVEMENT IN STATE CORPORATIONS IN 2023/2024 FY | 1 |
| II. GRANTS AND SUBSIDIES | 1 |
| III. FINANCIAL PERFORMANCE | 3 |
| IV. NATIONAL GOVERNMENT LOANS AND GUARANTEES TO STATE CORPORATIONS | 4 |
| VI. REVENUE RECEIPTS BY NATIONAL GOVERNMENT FROM STATE CORPORATIONS AND GOVERNMENT-LINKED CORPORATIONS | 5 |
| SCHEDULE A | 7 |
| SCHEDULE B | 28 |
| SCHEDULE C..... | 32 |
| SCHEDULE D | 40 |
| SCHEDULE E..... | 42 |



I. Status of National Government Involvement in State Corporations in 2023/2024 FY

- The internally generated revenue (AIA) increased from **Kshs.1,003,229 million** in 2022/2023 FY to **Kshs.1,143,095 million** in 2023/2024 FY. The total assets increased from **Kshs.7,420,069 million** in 2022/2023 FY to **Kshs.7,778,304 million** in 2023/2024 FY. The increase is mainly attributed to the growth in infrastructural projects under Transport and Energy Sectors; Kenya Airports Authority (KAA) with total assets amounting to **Kshs.1,056,585 million**, Kenya National Highway Authority amounting to **Kshs.807,998 million**, Kenya Railways Corporation amounting to **Kshs.788,485 million**, Kenya Electricity Generating Company amounting to **Kshs.490,283 million** and Kenya Power and Lighting Company amounting to **Kshs.358,086 million**. The change in State Corporations total assets was attributed to capitalization of work in progress and new acquisitions during the financial year.

Chart 1: State Corporations Asset and Liabilities Trend

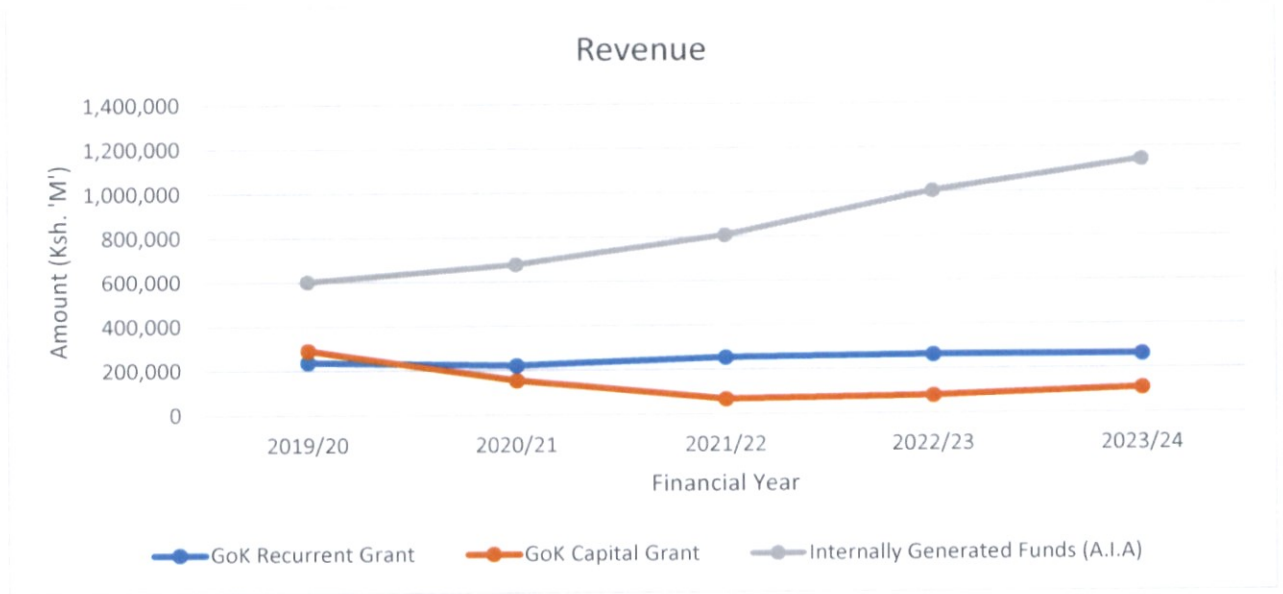


- In 2023/2024 FY, the total GOK shareholding in nominal terms was **Kshs.106,166 million** with market value of **Kshs.277,659 million** for the publicly listed corporations. During the period there was no movement in shareholding.

II. Grants and Subsidies

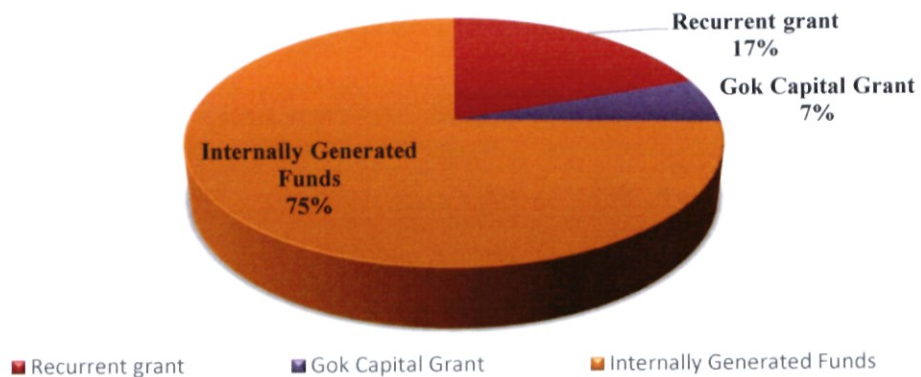
- Total grants and subsidies to State Corporations in 2023/2024 FY were **Kshs.374,891 million**, comprising Recurrent grants **Kshs.264,776 million** and GoK Capital grants **Kshs.110,115 million** compared to **Kshs.343,190 million** comprising Recurrent grants **Kshs.265,045 million** and GoK Capital grants **Kshs.78,145 million** in 2022/2023 FY.

Chart 2: State Corporation Revenue Trend



- State Corporations generated approximately **Kshs.1,143,096 million** in 2023/2024 FY which accounted for about 75% of total revenue generated within the State Corporations subsector with the remainder (25%) coming from Government grants. However, it should be noted that a substantial proportion of the internally generated revenue comprises of member contributions to various Funds; National Social Security Fund **Kshs.105,409 million**, Public Service Superannuation Fund **Kshs.58,192 million**, Kenya Deposit Insurance Corporation **Kshs.34,568 million** and Local Authorities Provident Fund **Kshs.19,417 million**.

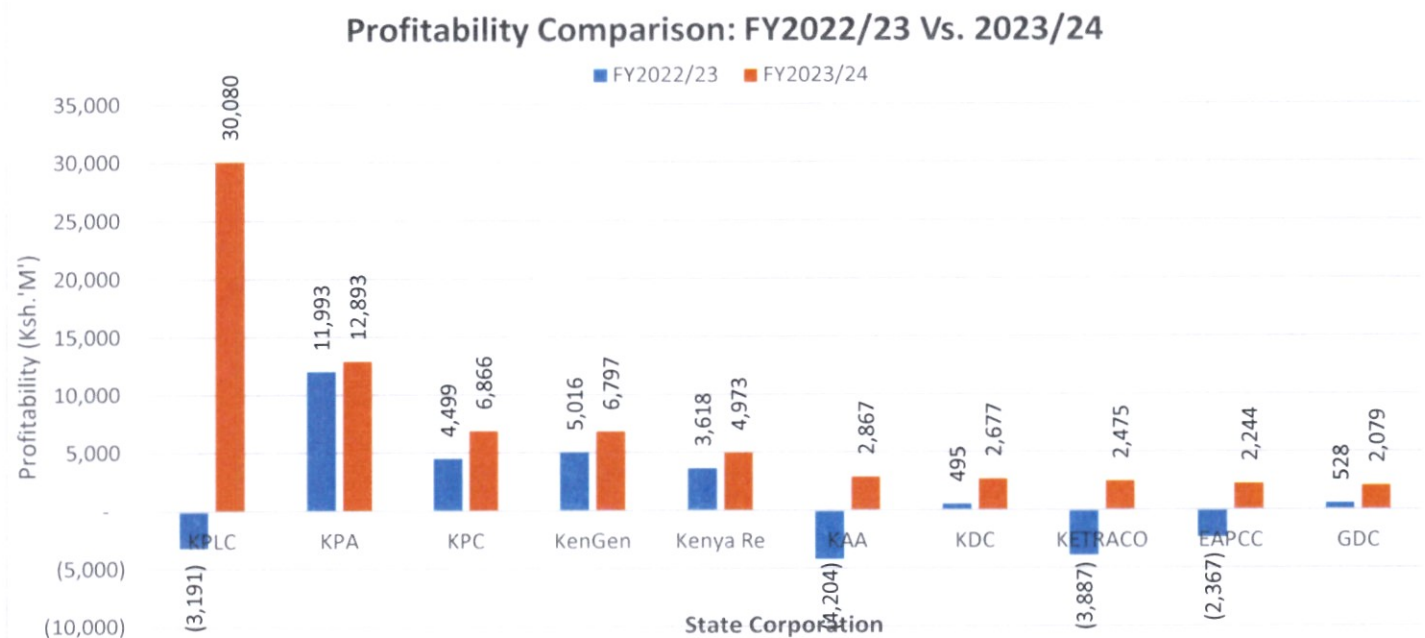
Chart 2 : Internally Generated Funds and GoK Grants



III. Financial Performance

5. During 2023/2024 Financial Year, State Corporations posted accumulated profits/surplus amounting to **Kshs.230,400 million** compared to **Kshs.133,410 million** posted in 2022/2023 Financial Year. Commercial State Corporations in 2023/2024 Financial Year posted net profit amounting to **Kshs. 132,735 million** compared to **Kshs.63,709 million** posted in 2022/2023 FY. Under the commercial state corporation's category; Kenya Power reported the highest net profit of **Kshs.30,080 million** followed by KPA with **Kshs.12,893 million** then KPC and KenGen with net profit of **Kshs.6,866 million** and **Kshs.6,797 million** respectively. The growth in profitability is mainly attributed to Government concerted efforts including the turnaround strategy in energy sector state corporation, government policy measures on revenue enhancement and cost rationalization.

Chart 3: Top Ten Commercial State Corporations Profitability

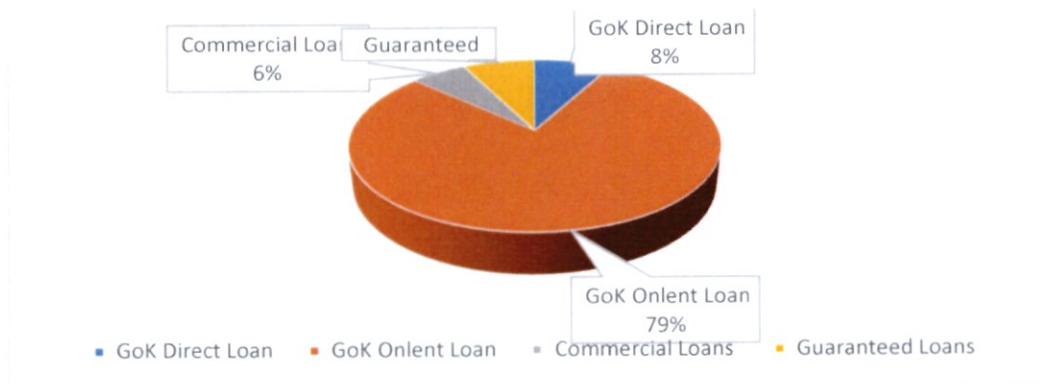


6. However, it should be noted that a substantial proportion of profits declared are from Funds comprising of Member contributions; National Social Security Fund **Kshs.88,126 million**, Public Service Superannuation Fund **Kshs.57,488 million**, Kenya Deposit Insurance Corporation **Kshs.33,648 million** and Local Authorities Provident Fund **Kshs.3,445 million**.
7. Kenya Railways Corporation reported the highest net loss of **Kshs.50,374 million** followed by NHIF and New KCC with net loss of **Kshs.3,375 million** and **Kshs.2,416 million** respectively. Under the non-commercial category; Communication Authority had the highest surplus of **Kshs.6,773 million** while NACONEK has the highest deficit of **Kshs.3,098 million** followed by REREC and KFS with a deficit of **Kshs.1,847 million** and **Kshs. 1,772 million** respectively.

IV. National Government Loans and Guarantees to State Corporations

8. The National Treasury has guaranteed a number of loans to State Corporations and Government linked Corporations. As at June 30, 2024 only three corporations had guaranteed loans as follows: - Kenya Ports Authority **Kshs.43,135 million**, Kenya Electricity Generating Company **Kshs.27,891 million**, and Kenya Airways **Kshs.29.139 million**.
9. As at June 30, 2024 total outstanding Government guaranteed debt was **Kshs.100,165 million** a decrease from **Kshs.170,229 million** as at June 30, 2023. The decrease was mainly attributed to novation of Kenya Airways Guaranteed Loan amounting to **Kshs.58,647 million** taken over by government
10. Total undischarged GoK loans to State Corporations stood at **Kshs.1,182,792 million** by the end of 2023/2024 FY compared with **Kshs.961,683 million** in 2022/2023 FY. The commercial loans borrowed on the strength of the balance sheet amounted to **Kshs.78,207 million**.

Chart 4: Loans



V. Contingent Liabilities

11. As the principal owner of all State Corporations, the Government is the natural underwriter of risk that they face. Analysis of contingent liabilities therefore, is important in understanding the extent of the Government fiscal risks exposure.
12. Contingent liabilities are those exposures to the Government from State Corporations and Government Linked Corporations by virtue of Government being the owner or majority shareholder of those entities. This emanates from failure by those entities to meet their statutory and contractual obligations.
13. Contingent liabilities can be explicit or implicit. Explicit contingent liabilities are those that have crystallized and determined. The government is legally mandated to settle such an obligation when it falls due. Implicit contingent liabilities represent a moral obligation or expected responsibility of the Government, but based on public expectations and the entity's strategic importance to the economy.

14. Pending bills among State Corporations remain high, with records indicating **Kshs. 379,817 million** as at 30th June, 2024. However, the amount is 14% decrease compared to Kshs.443,596 million as at 30th June, 2023. During the period under review, unpaid contractor fees for capital projects at **Kshs.160,646 million**, land compensation at **Kshs.41,410 million**, consumables & general supplies at **Kshs.37,827 million**, other contracted services at **Kshs.26,286 million** and unremitted employer pension contributions at **Kshs.24,097 million** are some of the key pending bills reported by State Corporations, with some requesting for exchequer support to clear the bills.

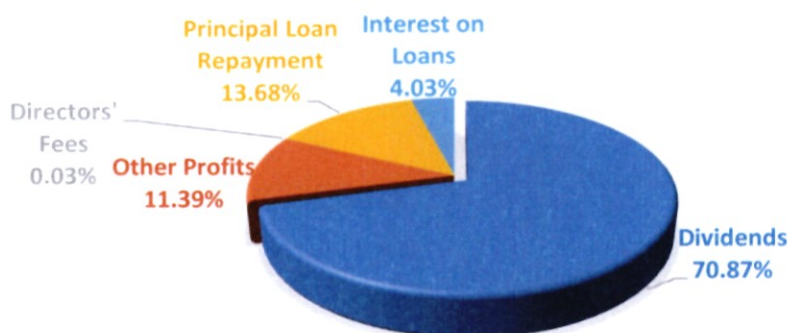
VI. Revenue Receipts by National Government from State Corporations and Government-Linked Corporations


15. The receipts by the National Treasury from State Corporations and Government-linked companies are in form of dividends, loan repayments, interest on loans, other profits remittances and director's fees. In 2023/2024 Financial Year, total receipts by National Treasury amounted to **Kshs.51,802 million**. The amount is 24% increase as compared to **Kshs.41,833 million** received in 2022/2023 FY.

16. Receipts from dividends, other profits and directors' fees during this period were **Kshs.42,629 million** representing 82% of total receipts. The largest contributors of dividends were Safaricom at **Kshs.16,406 million**, Kenya Ports Authority at **Kshs.10,576 million**, Kenya Pipeline Company at **Kshs.7,000 million** and Kenya Electrical Generating Company at **Kshs 2,307 million**.

17. During the year under review, revenue receipts by Government from State Corporations in respect to Principal Loan Repayment and Interest payment amounted to **Kshs.7,087 million** and **Kshs.2,087 million** respectively.

Chart 5 : Revenue Receipts





Schedule A

| Schedule A: State Corporations Mandate/Objectives and Nets Assets/Total Equity for FY 2023/2024 | | | | | | | |
|---|--|--------------------|--|---|----------------|-----------------|------------------------|
| | SC Name | Establishment Date | Establishment Instrument | Mandate | Total Assets | Total Liability | Net Asset/Total Equity |
| Ministry of Agriculture and Livestock Development | | | | | | | |
| 1 | Agricultural Development Corporation | 01/01/1965 | Agricultural Development Corporation Act | To promote production of Kenya's essential agricultural inputs. Further, to participate in activities of agricultural production which are commercially viable in production of commercial maize, wheat, potatoes and commercial sale of milk, dairy and beef animals, goats and sheep. | 3,509,785,000 | 1,689,135,400 | 1,765,562,000 |
| 2 | Agricultural Finance Corporation | 01/01/1963 | Agricultural Finance Corporation Act, Cap 323 | To assist in the development of Agriculture and agricultural industries by making loans to farmers, co-operative societies, incorporated group representatives, private companies, public bodies, local authorities and other persons engaging in agriculture or agricultural industries. | 12,570,067,000 | 3,095,232,000 | 9,474,835,000 |
| 3 | Agriculture and Food Authority | 08/01/2014 | Agriculture and Food Authority Act No 13 of 2013 | To develop, regulate and promote agricultural production in Kenya | 18,841,209,224 | 3,277,566,417 | 15,563,642,371 |
| 4 | Agro Chemical & Food Company | 01/01/1978 | Companies Act, Cap 486 | Manufacturing of alcohol from molasses from various sugar factories. The major products are various grades of spirits and yeast based brands. | 3,870,189,581 | 11,991,577,979 | -8,121,388,399 |
| 5 | Bukura Agricultural College | 07/01/1992 | Bukura Agricultural College Act number 5 of 1999 | To provide directly or in collaboration with other institutions of higher learning, facilities for education in agriculture and other auxiliary subjects through integration of teaching, research and effective provision of extension services. | 1,546,423,825 | 95,384,325 | 1,451,039,500 |
| 6 | Chemelil Sugar Company | 01/01/1965 | Companies Act, Cap 486 | To produce high quality mill white sugar as part of a national strategy for achieving self-sufficiency in sugar requirement in the country; and to contribute towards the integrated national economic development within western Kenya | 5,707,708,750 | 3,106,682,644 | 2,601,026,106 |
| 7 | Commodities Fund | 08/01/2014 | Crops Act of 2013 Section 9(2) | To provide sustainable, affordable credit and advances to farmers and supply value chain development of crops such as coffee, sugar, fiber (sisal and cotton) | 3,444,370,396 | 13,995,674 | 3,430,374,722 |
| 8 | Kenya Agricultural and Livestock Research Organization | 07/01/2014 | Agricultural Research Act No. 17 of 2013 | To promote, streamline, co-ordinate and regulate research in crops, livestock, genetic resources and biotechnology in Kenya | 26,753,069,328 | 191,458,956 | 26,561,610,371 |
| 9 | Kenya Animal Genetic Resource Centre | 09/05/2011 | Legal Notice No.110 of 2011 | To establish a national resources gene bank and take custody of livestock tissues, DNA, semen and embryos of all-important livestock and emerging livestock species in Kenya. | 1,334,185,111 | 1,334,185,111 | - |
| 10 | Kenya Dairy Board | 01/01/1958 | The Dairy Industry Act, Cap 336 | To regulate, promote and develop dairy industry in Kenya | 901,399,802 | 607,632,552 | 293,767,250 |

| Schedule A: State Corporations Mandate/Objectives and Nets Assets/Total Equity for FY 2023/2024 | | | | | | | |
|---|--|--------------------------|---|--|-----------------|------------------------|----------------|
| SC Name | Establishment Date | Establishment Instrument | Mandate | Total Assets | Total Liability | Net Asset/Total Equity | |
| 11 | Kenya Leather Development Council | 09/09/2011 | Kenya Leather Development Council Order, 2011 | To drive the Government's agenda on the development of leather industry. Assist Kenyans play a more crucial role in the production and supply chain, facilitate value addition initiatives to leather industry. | 2,692,136,169 | 156,944,434 | 2,535,191,735 |
| 12 | Kenya Plant Health Inspectorate Services | 12/31/2012 | Kephis Act No. 54 of 2012 | To regulate matters relating to plant protection, seeds and plant varieties. Support the administration and enforcement of food safety measures in Kenya. | 3,417,181,050 | 270,377,284 | 3,146,803,927 |
| 13 | Kenya Seed Company | 07/02/1956 | Companies Act, Cap 486 | To carry out focused research, promote and facilitate production of high yielding, better quality certified seed and to enhance food self-sufficiency and quality living standards. | 17,575,816,805 | 1,074,034,065 | 16,501,782,742 |
| 14 | Kenya Tsetse and Trypanosomiasis Eradication Council | 7/27/2012 | Legal Notice No. 77 of 27th July 2012 | Coordinating and implementing Tsetse and Trypanosomiasis eradication activities in the Kenya. | 32,575,807 | 1,143,798 | 31,432,009 |
| 15 | Kenya Veterinary Board | 10/13/1953 | Veterinary Surgeons and Veterinary Paraprofessional | To exercise general supervision and control over the training, business, practice and employment of veterinary surgeons and veterinary paraprofessionals in Kenya and to advise the Government in relation to all aspects thereof. | 399,484,256 | 31,685,628 | 367,798,628 |
| 16 | Kenya Veterinary Vaccines Production Institute | 06/04/1990 | Legal Notice no.223 of 4th June 1990 | To co-ordinate and take charge of all veterinary vaccines production in the country | 12,984,513,000 | 100,585,000 | 12,883,928,000 |
| 17 | Muhoroni Sugar Co. Ltd. | 01/01/1964 | Companies Act, Cap 486 | Sugarcane growing, processing and marketing of sugar | 4,719,146,286 | 3,748,373,423 | 970,772,862 |
| 18 | National Bio-Safety Authority | 07/01/2011 | Biosafety Act No.2, 2009 | To exercise general supervision and control over the transfer, handling and use of genetically modified organisms with a view to ensuring - (a) safety of human and animal health; (b) provision of an adequate level of protection of the environment | 74,992,266 | 6,154,727 | 68,837,539 |
| 19 | National Cereals and Produce Board | 12/05/1985 | National Cereals and Produce Board Act Cap 338 | Trading in agricultural produce and Management of Strategic Grain Reserve | 40,489,500,792 | 26,804,153,406 | 13,685,347,386 |
| 20 | Nyayo Tea Zones Development Corporation | 01/01/1986 | Legal notice number 30 of 2002 | Conservation of gazzeted forests using tea and fuel wood as buffer, while at the same time making profits from the tea and fuelwood proceeds. | 6,787,646,582 | 876,354,917 | 5,911,291,663 |
| 21 | Nzoia Sugar Company | 01/01/1975 | Companies Act, Cap 486 | Production and sale of sugar and related products. | 10,473,209,000 | 8,221,509,000 | 2,251,700,000 |
| 22 | Pest Control Products Board | 01/01/1982 | Pest Control Products Act, Cap 346 | Assessing the safety, efficacy, quality and economic value of pest control products with a view of registering them, if found suitable. | 745,545,635 | 5,856,867 | 672,334,342 |
| 23 | Pyrethrum Processing Company of Kenya Ltd | 11/08/1963 | Companies Act, Cap 486 | To produce and supply high quality pyrethrum planting materials, purchase of dry flowers from growers to process and market value added products. | 7,062,300,000 | 1,622,020,000 | 5,440,280,000 |

| Schedule A: State Corporations Mandate/Objectives and Nets Assets/Total Equity for FY 2023/2024 | | | | | | | |
|---|--|--------------------|---|--|------------------------|-----------------------|------------------------|
| | SC Name | Establishment Date | Establishment Instrument | Mandate | Total Assets | Total Liability | Net Asset/Total Equity |
| 24 | South Nyanza Sugar Company | 07/05/1976 | Companies Act, Cap 486 | Manufacturing and marketing of quality sugar and associated products and cane development including research. | 4,939,439,026 | 4,939,439,026 | 3,839,127,004 |
| 25 | Tea Board of Kenya | 01/01/1950 | Tea Act, No 23 of 2020 | Regulation, development and promotion of the tea industry, and for connected purposes | 2,028,437,749 | 80,787,615 | 1,947,650,134 |
| 26 | Veterinary Medicines Directorate Council | 10/09/2015 | LEGAL NOTICE No. 209 of 2015 (THE VETERINARY SURG | To regulate the manufacture, importation, exportation, registration, distribution, prescription and dispensing of veterinary. Medicines and the practice of veterinary pharmacy in Kenya; and Advise the Veterinary Board thereof. | 516,095,475 | - | 516,095,475 |
| Sub Total | | | | | 193,416,427,915 | 73,342,270,248 | 123,790,842,367 |
| Ministry of Co-operatives and Micro, Small and Medium Enterprises (MSME) | | | | | | | |
| 1 | Kenya Industrial Estates | 02/05/1967 | Companies Act, Cap 486 | Facilitating the industrial sector by promoting indigenous entrepreneurs, and incubation of SMEs to facilitate their survival and growth | 6,424,376,000 | 394,990,000 | 6,029,386,000 |
| 2 | Micro and Small Enterprise Authority | 12/31/2012 | Micro and Small Enterprises Act No.55 of 2012 | Promotion, Development, and Regulation of Micro and Small Enterprises | 2,023,739,667 | 257,452,493 | 1,766,287,174 |
| 3 | New Kenya Creameries Cooperative | 11/19/2004 | Companies Act, Cap 486 | To carry out business of buying raw milk from farmers, processing it into various milk and dairy products and selling these products to consumers. | 13,029,930,388 | 5,604,627,562 | 7,425,302,824 |
| 4 | New Kenya Planters Co-operation Union | 12/04/2019 | Certificate of Incorporation | License Sacco societies to carry out deposit-taking business; Regulate and supervise Sacco societies; Hold manage and apply general fund for the societies, and levy contributions. | 1,216,869,177 | 1,042,819,715 | 174,049,462 |
| 5 | SACCO Societies Regulatory Authority | 06/01/2010 | Sacco Societies Act 2008 | License Sacco societies to carry out deposit-taking business; Regulate and supervise Sacco societies; Hold manage and apply general fund for the societies, and levy contributions. | 571,044,484 | 25,862,845 | 545,181,638 |
| 6 | Youth Enterprise Development Fund | 02/01/2007 | Legal Notice. No.63 of 2007 | Provide affordable loans to youth enterprises and facilitate marketing of products and services of youth enterprises | 3,393,868,283 | 81,004,181 | 3,312,864,102 |
| Sub Total | | | | | 26,659,827,999 | 7,406,756,796 | 19,253,071,200 |
| Ministry of Defense | | | | | | | |
| 1 | Kenya Meat Commission | 01/01/1950 | Kenya Meat Commission Act Cap. 363 | To consistently purchase quality livestock, process efficiently into high quality meat and meat products and develop sustainable markets while ensuring prudent financial management for financial sustainability and profitability of the Commission. | 18,384,370,647 | 806,608,280 | 17,577,762,367 |
| 2 | Kenya Shipyards Limited | 8/14/2020 | Companies Act, Cap 486 | To lead and catalyze the introduction of the new ship building industry in Eastern Africa with a focus on meeting the local demand from Kenya Navy, MDAs with maritime assets, and other public and private domestic and regional clients. | 3,570,794,000 | 1,363,989,000 | 2,206,805,000 |
| 3 | Kenya Space Agency | 03/07/2017 | Legal Notice No.22 of 2017 | To promote, regulate and coordinate space related activities in Kenya. | 92,569,440 | - | 92,569,441 |

| Schedule A: State Corporations Mandate/Objectives and Nets Assets/Total Equity for FY 2023/2024 | | | | | | | |
|---|--|--------------------|--|---|-----------------------|----------------------|------------------------|
| | SC Name | Establishment Date | Establishment Instrument | Mandate | Total Assets | Total Liability | Net Asset/Total Equity |
| 4 | National Defence University-Kenya | 5/27/2021 | Universities Act 2012 (Revised 2020) Section 24 | Offering specialized certificates, diplomas and degrees in areas related to defence and security, as well as other dimensions of security | 149,161,333 | 48,022,568 | 101,138,765 |
| | Sub Total | | | | 22,196,895,420 | 2,218,619,848 | 19,978,275,573 |
| Ministry of East African Community (EAC), the ASALS and Regional Development | | | | | | | |
| 1 | Coast Development Authority | 1/18/1990 | Coast Development Authority Act | To provide integrated development planning, coordination and implementation of projects and programmes within the whole of Coast Region, including the southern part of Garissa County (Ijara and Fafi) and the Kenya's Exclusive Economic Zone and for connected purposes. | 1,758,828,104 | 217,740,074 | 1,767,765,430 |
| 2 | Ewaso Ng'iro North Development Authority | 12/01/1989 | Ewaso Ng'iro North Development Authority Act | To plan and co-ordinate, the implementation of development projects, in the Ewaso Ng'iro North Basin and catchment areas. | 456,082,861 | 194,276,601 | 261,806,259 |
| 3 | Ewaso Ng'iro South Development Authority | 12/01/1989 | Ewaso Ng'iro South Development Authority Act | To plan and coordinate the implementation of development projects in the Ewaso Ng'iro South River Basin and catchment areas. | 2,053,360,832 | 575,756,276 | 1,477,604,560 |
| 4 | Kerio Valley Development Authority | 8/31/1979 | Kerio Valley Development Authority Act (Cap 441) | To undertake River Basin Conservation and Management through Integrated River Basin Based Development Programmes with the key objective of propelling development to improve the region's per capita income. | 15,150,609,259 | 789,813,116 | 14,360,796,144 |
| 5 | Lake Basin Development Authority | 01/02/1979 | Lake Basin Development Authority Act (Cap 442) | To carry out integrated sustainable development planning and Implement development programmes and projects in lake basin | 5,278,647,930 | 5,398,871,515 | -120,223,583 |
| 6 | National Drought Management Authority | 02/01/2013 | NDMA Act 2016 | To exercise overall coordination over all matters relating to drought risk management and to establish mechanisms | 2,083,736,267 | 186,582,003 | 1,897,154,265 |
| 7 | Tana and Athi Rivers Development Authority | 01/01/1974 | Tana and Athi River Development Authority Act | Integrated environment protection, natural resource management and promoting economic development in Tana and Athi rivers' basins. | 9,817,591,278 | 225,122,320 | 9,592,468,957 |
| | Sub Total | | | | 36,598,856,531 | 7,588,161,905 | 29,237,372,032 |
| Ministry of Education | | | | | | | |
| 1 | Allupe University | 7/24/2015 | Legal Notice under Universities Act | Provision of University education and carry out research | 1,338,963,699 | 113,061,791 | 1,225,901,908 |
| 2 | Bomet University College | 7/27/2017 | University Charter under Universities Act | Provision of University education and carry out research | 2,380,507,503 | 200,608,374 | 2,172,030,393 |
| 3 | Centre for Mathematics, Science and Technology Education in Africa | 07/05/2004 | Section (15)2 of the Education Act CAP 211 | To Provide Continuous Professional Development of Teachers in STEM Education | 1,596,359,368 | 30,970,954 | 1,565,388,414 |
| 4 | Chuka University | 01/08/2013 | Chuka University Charter under Universities Act | Provision of University education and carry out research | 9,674,966,157 | 834,883,244 | 8,840,082,913 |

Schedule A: State Corporations Mandate/Objectives and Nets Assets/Total Equity for FY 2023/2024

| | SC Name | Establishment Date | Establishment Instrument | Mandate | Total Assets | Total Liability | Net Asset/Total Equity |
|----|---|--------------------|--|--|-----------------|-----------------|------------------------|
| 5 | Commission for University Education | 01/01/1985 | Universities Act No.42 of 2012 | Promote, advance, publicise and set standards relevant in the quality of university education, including the promotion and support of internationally recognised standards | 2,276,602,353 | 139,256,797 | 2,137,345,558 |
| 6 | Co-operative University of Kenya | 02/01/1952 | Co-operative University Charter under Universities | Provision of University education and carry out research | 3,577,914,170 | 300,637,388 | 3,276,406,782 |
| 7 | Dedan Kimathi University of Science and Technology | 12/14/2012 | Dedan Kimathi University of Science and Technology | Provision of University education and carry out research | 6,487,148,856 | 519,419,716 | 5,967,729,140 |
| 8 | Egerton University | 01/01/1939 | Egerton University Charter under Universities Act | Provision of University education and carry out research | 7,583,280,500 | 9,988,128,376 | -2,404,847,878 |
| 9 | Eldoret National Polytechnic | 01/01/1987 | TVET Act 2013 | Teaching & Training in TVET, research & innovation and community service as spelt out in the TVET Act 2013 | 5,914,464,143 | 171,017,264 | 5,743,446,879 |
| 10 | Garissa University | 09/09/2011 | Garissa University Charter under Universities Act | Provision of University education and carry out research | 1,858,566,766 | 158,377,949 | 1,700,188,816 |
| 11 | Higher Education Loans Board | 07/01/1995 | Higher Education Loans Board Act Cap 213A of 1995 | Management of Higher Education Fund to assist (through loans & bursaries) to Kenyan students obtain higher education at recognized institutions | 150,026,909,950 | 2,722,655,675 | 147,304,254,275 |
| 12 | Jaramogi Oginga Odinga University of Science & Technology | 2/13/2013 | Jaramogi Oginga Odinga University Charter under Un | Provision of University education and carry out research | 4,449,971,809 | 897,503,762 | 3,552,468,051 |
| 13 | Jomo Kenyatta Foundation | 03/02/1966 | Companies Act, Cap 486 | Publishing of educational materials and Provision of Scholarships to bright but needy secondary school students | 1,278,250,579 | 688,510,180 | 589,740,399 |
| 14 | Jomo Kenyatta University of Agriculture and Technology | 01/01/1981 | JKUAT University Charter under Universities Act | Provision of University education and carry out research | 27,889,112,350 | 12,584,665,148 | 15,511,069,183 |
| 15 | Kabete National Polytechnic | 01/01/1924 | TVET Act 2013 | Teaching & Training in TVET, research & innovation and community service as spelt out in the TVET Act 2013 | 4,607,949,412 | 148,300,761 | 4,459,648,651 |
| 16 | Kaimosi Friends University | 01/01/2015 | Legal Notice under Universities Act | Provision of University education and carry out research | 1,567,070,257 | 99,232,368 | 1,467,837,889 |
| 17 | Karatina University | 01/01/2007 | Karatina University Charter under Universities Act | Provision of University education and carry out research | 3,075,531,338 | 252,716,550 | 2,822,814,787 |
| 18 | Kenya Coast National Polytechnic | 09/01/2016 | TVET Act 2013 | Teaching & Training in TVET, research & innovation and community service as spelt out in the TVET Act 2013 | 3,278,687,799 | 2,881,976,353 | 396,711,546 |
| 19 | Kenya Education Management Institute | 04/01/1981 | Legal Notice No.19 of 2010 and 163 of 2011 | To provide management training and research and consultancy services in the education sector | 2,528,823,897 | 16,288,887 | 2,512,535,013 |
| 20 | Kenya Institute of Curriculum Development | 01/01/1957 | Kenya Institute of Curriculum Development Act | Develop, review and approve programmes, curricula and curriculum support materials that meet international standards. | 13,678,378,535 | 7,383,970,107 | 6,294,408,428 |

| Schedule A: State Corporations Mandate/Objectives and Nets Assets/Total Equity for FY 2023/2024 | | | | | | | |
|---|---|--------------------|---|--|----------------|-----------------|------------------------|
| | SC Name | Establishment Date | Establishment Instrument | Mandate | Total Assets | Total Liability | Net Asset/Total Equity |
| 21 | Kenya Institute of Special Education | 2/14/1986 | Legal Notice No. 17 of 14th February 1986 | Conduct teacher training courses for teachers in various fields of education for children with special needs | 4,814,414,380 | 192,278,218 | 4,622,136,162 |
| 22 | Kenya Literature Bureau | 07/04/1980 | Kenya Literature Bureau Act, Cap 209 | To publish, print and disseminate literacy, educational, cultural and scientific literature periodicals, journals, magazines, digital and electronic materials, and works of every description | 6,572,821,521 | 2,049,328,533 | 4,523,492,986 |
| 23 | Kenya National Commission for UNESCO | 1/25/2013 | Kenya National Commission for UNESCO Act No.5 2013 | To promote Kenya's national interests in UNESCO and UNESCO's international interests in Kenya, regionally and globally in the areas of education, sciences, culture, and communication and information | 160,403,545 | 35,532,968 | 124,870,577 |
| 24 | Kenya National Examinations Council | 08/01/1980 | KNEC Act Chapter 225A of (1980). | Conduct public academic, technical and other national examinations within Kenya at basic and tertiary levels | 5,822,144,866 | 2,111,350,781 | 3,710,794,085 |
| 25 | Kenya National Qualifications Authority | 1/14/2015 | Kenya National Qualifications Framework Act of 201 | To establish and maintain the Kenya National Qualifications Framework | 177,698,690 | 22,727,993 | 154,970,697 |
| 26 | Kenya Technical Trainers College | 01/01/1978 | TVET Act 2013 | Train Technical Trainers as well as provide in-service courses for all Technical and Vocational Institutions' employees | 26,990,789,133 | 9,460,029 | 26,981,329,104 |
| 27 | Kenya Universities and Colleges Central Placement Service | 1/27/2014 | Universities Act 2012 | Co-ordinate the placement of the government sponsored students to universities and colleges | 1,715,326,693 | 155,170,172 | 1,560,156,520 |
| 28 | Kibabii University | 11/14/2015 | Kibabii University Charter under Universities Act | Provision of University education and carry out research | 2,787,127,078 | 445,249,095 | 2,341,877,983 |
| 29 | Kirinyaga University | 10/07/2016 | Kirinyaga University Charter under Universities Act | Provision of University education and carry out research | 2,839,882,813 | 152,121,456 | 2,687,761,357 |
| 30 | Kisii National Polytechnic | 12/19/1971 | TVET Act 2013 | Teaching & Training in TVET, research & innovation and community service as spelt out in the TVET Act 2013 | 3,145,435,312 | 234,953,662 | 2,910,481,648 |
| 31 | Kisii University | 8/23/2007 | Kisii University Charter under Universities Act | Provision of University education and carry out research | 4,192,291,000 | 984,568,000 | 3,207,723,000 |
| 32 | Kisumu National Polytechnic | 01/01/1967 | TVET Act 2013 | Teaching & Training in TVET, research & innovation and community service as spelt out in the TVET Act 2013 | 2,876,469,424 | 300,110,576 | 2,576,358,848 |
| 33 | Kitale National Polytechnic | 3/22/1989 | TVET Act 2013 | Teaching & Training in TVET, research & innovation and community service as spelt out in the TVET Act 2013 | 3,934,831,806 | 275,058,580 | 3,659,773,226 |
| 34 | Koitaleel Samoei University College | 09/06/2018 | Legal Notice under Universities Act | Provision of University education and carry out research | 631,965,027 | 25,165,065 | 606,799,963 |
| 35 | Laikipia University | 10/23/2009 | Laikipia University Charter under Universities Act | Provision of University education and carry out research | 2,724,849,606 | 434,726,200 | 2,290,123,407 |

| Schedule A: State Corporations Mandate/Objectives and Nets Assets/Total Equity for FY 2023/2024 | | | | | | | |
|---|--|--------------------|--|---|---------------|-----------------|------------------------|
| | SC Name | Establishment Date | Establishment Instrument | Mandate | Total Assets | Total Liability | Net Asset/Total Equity |
| 36 | Maasai Mara University | 03/01/2013 | Maasai Mara University Charter under Universities | Provision of University education and carry out research | 2,828,810,864 | 832,600,444 | 1,996,210,420 |
| 37 | Machakos University | 10/07/2016 | Machakos University Charter under Universities Act | Provision of University education and carry out research | 3,612,303,244 | 306,099,528 | 3,306,203,715 |
| 38 | Mama Ngina University College | 02/01/2017 | Legal Notice under Universities Act | Provision of University education and carry out research | 732,177,643 | 18,059,812 | 714,117,831 |
| 39 | Maseno University | 01/01/1991 | Maseno University Charter under Universities Act | Provision of University education and carry out research | 7,239,325,661 | 828,126,799 | 6,411,198,862 |
| 40 | Masinde Muliro University of Science & Technology | 01/01/2007 | Masinde Muliro University Charter under Universiti | Provision of University education and carry out research | 7,483,827,352 | 778,977,746 | 6,704,849,606 |
| 41 | Meru National Polytechnic | 06/09/2016 | TVET Act 2013 | Teaching & Training in TVET, research & innovation and community service as spelt out in the TVET Act 2013 | 4,352,692,373 | 58,465,765 | 4,294,226,607 |
| 42 | Meru University of Science & Technology | 01/01/2013 | Meru University Charter under Universities Act | Provision of University education and carry out research | 5,610,305,308 | 612,799,008 | 4,997,506,301 |
| 43 | Moi University | 06/01/1984 | Moi University Charter under Universities Act | Provision of University education and carry out research | 9,379,679,000 | 7,903,810,000 | 1,475,869,000 |
| 44 | Multimedia University of Kenya | 11/01/2008 | Multimedia University Charter under Universities A | Provision of University education and carry out research | 3,525,825,889 | 3,372,550,775 | 153,275,114 |
| 45 | Muranga University of Technology | 10/07/2016 | Murang'a University of Technology Charter under Un | Provision of University education and carry out research | 3,058,251,600 | 248,392,602 | 2,809,858,998 |
| 46 | National Commission for Science, Technology and Innovation | 6/24/2013 | Science, Technology and Innovation Act 2013 | To regulate and assure quality in the science, technology and innovation sector and advise the government in matters related thereto. | 1,585,332,120 | 185,735,387 | 1,399,596,733 |
| 47 | National Council for Nomadic Education (NACONEK) | 05/01/2015 | Basic Education Act of 2013 Section 94. | Initiate the development, implementation and review of policies on all matters relating to education in the ASAL regions, Pockets of Poverty areas and Urban Informal Settlements of Kenya. | 214,095,073 | 3,027,875,855 | -2,813,780,783 |
| 48 | National Research Fund | 11/09/2015 | Science Technology and Innovation (ST&I) Act of 20 | To mobilize, allocate and manage financial resources to facilitate an effective national innovation system that would create required innovations | 261,857,595 | 250,155,535 | - |
| 49 | North Eastern National Polytechnic | 02/03/1983 | TVET Act 2013 | Teaching & Training in TVET, research & innovation and community service as spelt out in the TVET Act 2013 | 1,603,618,278 | 29,043,645 | 1,574,574,633 |
| 50 | Nyandarua National Polytechnic | 01/01/2006 | TVET Act 2013 | Teaching & Training in TVET, research & innovation and community service as spelt out in the TVET Act 2013 | 641,769,761 | 61,337,811 | 580,431,950 |
| 51 | Nyeri National Polytechnic | 01/01/1977 | TVET Act 2013 | Teaching & Training in TVET, research & innovation and community service as spelt out in the TVET Act 2013 | 2,618,211,207 | 28,052,401 | 2,590,158,806 |

| Schedule A: State Corporations Mandate/Objectives and Nets Assets/Total Equity for FY 2023/2024 | | | | | | | |
|---|---|--------------------|--|---|------------------------|-----------------------|------------------------|
| | SC Name | Establishment Date | Establishment Instrument | Mandate | Total Assets | Total Liability | Net Asset/Total Equity |
| 52 | Pwani University | 8/23/2007 | Pwani University Charter under Universities Act | Provision of University education and carry out research | 2,049,403,000 | 329,684,000 | 1,719,719,000 |
| 53 | Rongo University | 10/07/2016 | Rongo University Charter under Universities Act | Provision of University education and carry out research | 2,110,089,441 | 391,988,961 | 1,816,812,362 |
| 54 | School Equipment Production Unit | 12/06/1976 | Companies Act, Cap 486 | Design, manufacture, supply and distribute science materials and apparatus for educational institutions | 815,398,434 | 12,410,205 | 846,412,309 |
| 55 | Sigalagala National Polytechnic | 06/01/2016 | The Sigalagala National Polytechnic Order No. | Teaching & Training in TVET, research & innovation and community service as spelt out in the TVET Act 2013 | 1,792,630,822 | 25,503,671 | 1,767,127,151 |
| 56 | South Eastern Kenya University | 03/01/2013 | South Eastern Kenya University Charter | Provision of University education and carry out research | 4,610,128,289 | 357,071,937 | 4,253,056,352 |
| 57 | Technical and Vocational Education and Training Authority | 6/24/2013 | TVET Act 2013 | To Coordinate and regulate technical institutions through registering, accrediting TVET institutions, programmes and trainers | 351,891,279 | 7,989,073 | 343,902,203 |
| 58 | Technical University of Kenya | 1/15/2013 | Technical University of Kenya Charter | Provision of University education and carry out research | 7,319,872,450 | 7,603,168,599 | -283,296,149 |
| 59 | Technical University of Mombasa | 1/30/2013 | Technical University of Mombasa | Provision of University education and carry out research | 3,681,403,966 | 740,990,428 | 2,940,413,538 |
| 60 | Tharaka University | 6/27/2017 | Legal Notice under Universities Act | Provision of University education and carry out research | 995,599,800 | 72,472,053 | 923,127,746 |
| 61 | Tom Mboya University | 4/16/2016 | Legal Notice under Universities Act | Provision of University education and carry out research | 2,210,816,566 | 208,681,538 | 2,002,135,027 |
| 62 | Turkana University College | 1/27/2017 | Legal Notice under Universities Act | Provision of University education and carry out research | 962,263,326 | 51,265,881 | 910,993,931 |
| 63 | TVET Curriculum Development, Assessment and Certification Council | 10/31/2014 | TVET Act, No. 29 of 2013 | Undertake design and development of curricula for the training institutions' examination, assessment and competence certification | 138,904,158 | 8,638,450 | 130,265,708 |
| 64 | University of Eldoret | 02/11/2013 | The Universities Act, 2012 (No.42 of 2012) | Provision of University education and carry out research | 2,413,196,062 | 726,560,471 | 1,686,635,591 |
| 65 | University of Embu | 06/11/2011 | Universities Act, 2012 / Legal notice no 65 of 11 | Provision of University education and carry out research | 4,088,272,802 | 1,669,581,293 | 2,418,691,508 |
| 66 | University of Kabianga | 03/01/2013 | University of Kabianga Charter under Universities | Provision of University education and carry out research | 2,795,604,060 | 1,045,629,426 | 1,749,974,633 |
| 67 | University of Nairobi | 01/01/2013 | University of Nairobi Charter under Universities A | Provision of University education and carry out research | 218,258,424,558 | 17,895,701,371 | 200,362,723,188 |
| 68 | University of Nairobi Enterprises and Services | 5/23/1996 | Companies Act, Cap 486 | To coordinate the Income Generating Activities undertaken by the Faculties, Departments, or other organs of the University of Nairobi | 317,342,882 | 370,999,434 | -53,656,548 |
| | Sub Total | | | | 634,115,235,198 | 97,620,402,876 | 536,823,146,053 |

| Schedule A: State Corporations Mandate/Objectives and Nets Assets/Total Equity for FY 2023/2024 | | | | | | | |
|---|--|--------------------|--|--|--------------------------|------------------------|------------------------|
| | SC Name | Establishment Date | Establishment Instrument | Mandate | Total Assets | Total Liability | Net Asset/Total Equity |
| Ministry of Energy and Petroleum | | | | | | | |
| 1 | Energy & Petroleum Regulatory Authority | 3/28/2019 | Energy Act 2019 | Regulate generation, importation, exportation, transmission, distribution, supply and use of (i) electrical energy (ii) petroleum and petroleum products. Regulate, monitor and supervise upstream petroleum operations in Kenya | 1,539,470,906 | 1,084,359,222 | 455,111,684 |
| 2 | Geothermal Development Company | 12/02/2008 | Companies Act, Cap 486 | Removing upfront risks and reducing costs through infrastructural development exploration works and production drilling | 117,708,511,000 | 6,563,469,000 | 111,145,042,000 |
| 3 | Kenya Electricity Generating Company | 1/19/1998 | Companies Act, Cap 486 | Generating electricity through development, management, and operation of power plants | 490,283,488,379 | 212,177,388,262 | 278,106,100,119 |
| 4 | Kenya Electricity Transmission Company | 12/02/2008 | Companies Act, Cap 486 | Plan, Design, Construct, Own, Operate and Maintain High Voltage Electricity Transmission Grid and Regional Power Interconnectors | 243,981,196,000 | 245,972,099,000 | -1,990,903,000 |
| 5 | Kenya Pipeline Company | 9/15/1973 | Companies Act, Cap 486 | To own, manage or operate such pipelines and any other pipelines (whether or not built by the Company) and all ancillary pumping, storage and other facilities and such other plant, equipment and installations, movable and immovable, as the Company may consider desirable and to manufacture, construct, maintain or modify any of the same | 120,242,561,815 | 31,158,915,890 | 89,083,645,924 |
| 6 | Kenya Power and Lighting Company | 06/01/1922 | Companies Act, Cap 486 | To plan for sufficient electricity generation and transmission capacity to meet demand; build and maintain the power distribution and transmission network and retail electricity | 358,086,199,000 | 287,391,221,000 | 87,314,162,000 |
| 7 | National Oil Corporation of Kenya | 04/03/1981 | Companies Act, Cap 486 | To procure and supply petroleum products, and carry on business of exploring for, exploiting, producing, transporting, refining, storing, marketing, and distributing petroleum products | 12,638,627,128 | 16,762,348,752 | -4,123,721,270 |
| 8 | Nuclear Power and Energy Agency | 11/16/2012 | Energy Act, 2019 | To promote and develop nuclear energy | 559,270,062 | 97,932,135 | 461,337,929 |
| 9 | Rural Electrification and Renewable Energy Corporation | 01/06/2006 | Energy Act 2019 | To develop and promote the use of renewable energy; increase electricity connectivity; promote Research and Development in Renewable Energy. | 138,939,893,000 | 17,952,879,000 | 120,987,014,000 |
| Sub Total | | | | | 1,483,979,217,290 | 819,160,612,261 | 681,437,789,386 |
| Ministry of Environment and Forestry | | | | | | | |
| 1 | Kenya Forest Service | 07/01/2007 | Forest Conservation and Management Act, 2016 | To conserve, develop and sustainably manage all forest resources including rational utilization of all forest resources for the socioeconomic development of the country and for connected purposes | 101,452,747,317 | 100,228,773,417 | 1,223,973,900 |
| 2 | Kenya Forestry Research Institute | 07/01/1986 | Science, Technology and Innovation Act No 28 of 20 | To conduct research in forestry and allied natural resources, disseminate research findings. | 6,795,732,812 | 592,323,557 | 6,203,409,255 |

| Schedule A: State Corporations Mandate/Objectives and Nets Assets/Total Equity for FY 2023/2024 | | | | | | | |
|---|--|--------------------|---|---|------------------------|------------------------|------------------------|
| | SC Name | Establishment Date | Establishment Instrument | Mandate | Total Assets | Total Liability | Net Asset/Total Equity |
| 3 | National Environment Trust Fund | 01/01/2008 | EMCA 1999 | To facilitate research intended to further the requirements of environmental management | 49,741,240 | 28,665,820 | 21,075,422 |
| 4 | National Environmental Management Authority | 01/01/2003 | EMCA 1999 | To exercise general supervision and coordination over all matters relating to the environment and to be the principal instrument of the Government of Kenya in the implementation of all policies relating to the environment | 1,237,318,000 | 1,110,845,000 | 126,473,000 |
| Sub Total | | | | | 109,535,539,369 | 101,960,607,794 | 7,574,931,577 |
| Ministry of Gender, Culture, The Arts and Heritage | | | | | | | |
| 1 | Anti-Female Genital Mutilation Board | 12/05/2013 | Prohibition of Female Genital Mutilation Act, 2011 | To design, supervise and co-ordinate public awareness programmes against the practice of female genital mutilation | 34,844,909 | 1,672,777 | 33,172,132 |
| 2 | Bomas of Kenya | 09/11/1970 | Companies Act, Cap 486 | Maintenance, preservation, education and development of Kenya's niche diverse cultures | 2,684,232,838 | 322,532,462 | 2,361,700,376 |
| 3 | National Heroes Council | 01/01/2014 | Kenya Heroes Act No. 5 of 2014 | To establish criteria for the identification, selection, honouring and categorizing of national heroes. | 73,557,104 | 8,505,267 | 65,051,837 |
| 4 | National Museums of Kenya | 01/01/1910 | National Museums and Heritage Act, No. 6 of 2006 | To collect, preserve, study, document and present Kenya's past and present cultural and natural heritage | 32,318,010,986 | 844,379,716 | 31,473,631,270 |
| 5 | Women Enterprise Fund | 08/01/2007 | Legal Notice No.147 of 2007 | Provision of affordable and accessible credit to women for enterprise development | 4,396,924,965 | 153,896,383 | 4,243,028,582 |
| Sub Total | | | | | 39,507,570,802 | 1,330,986,605 | 38,176,584,197 |
| Ministry of Health | | | | | | | |
| 1 | Kenya Health Professions Oversight Authority (KHPOA) | 05/01/2019 | Health Act No. 21 of 2017 | To maintain a duplicate register of all health professionals working within the national and county health system. Promote and regulate inter-professional liaison between statutory regulatory bodies | 5,252,706 | 1,404,393 | 50,562,468 |
| 2 | Kenya Medical Practitioners and Dentist Council | 01/01/1978 | Medical Practitioners and Dentists Act | To regulate the practice of medicine, dentistry and health institutions in Kenya | 1,372,974,084 | 87,754,935 | 1,113,510,804 |
| 3 | Kenya Medical Research Institute | 01/01/1979 | Science, Technology and Innovation Act No 28 of 20 | To carry out research in human health and disseminate and translate the research findings | 23,683,074,561 | 3,314,906,033 | 20,368,168,527 |
| 4 | Kenya Medical Supplies Authority | 1/25/2013 | The Kenya Medical Supplies Act 2013 | Procure, warehouse and distribute drugs and medical supplies for prescribed public health programmes, the national strategic stock reserve, 5 prescribed essential health packages and national referral hospitals | 30,949,528,069 | 18,556,128,912 | 12,393,399,156 |
| 5 | Kenya Medical Training College | 01/01/1990 | Kenya Medical Training College Act | To provide facilities for college education for national health manpower requirements | 33,259,695,295 | 769,598,228 | 32,490,097,067 |
| 6 | Kenyatta National Hospital | 04/06/1987 | Legal Notice No.109 of 1987 | To provide referral services within and outside Kenya for specialized healthcare services | 21,176,435,075 | 15,572,108,121 | 5,604,326,953 |
| 7 | Kenyatta University Teaching and Referral Hospital | 1/25/2019 | Legal Notice Number 4 of the State Corporations Act | To provide referral services within and outside Kenya for specialized healthcare services | 12,379,245,618 | 1,917,780,791 | 10,461,465,723 |
| 8 | Moi Teaching and Referral Hospital | 06/12/1998 | Legal Notice Number 78 of 1998. | To provide referral services within and outside Kenya for specialized healthcare services | 8,569,337,994 | 3,093,386,568 | 5,475,951,431 |

Schedule A: State Corporations Mandate/Objectives and Nets Assets/Total Equity for FY 2023/2024

| | SC Name | Establishment Date | Establishment Instrument | Mandate | Total Assets | Total Liability | Net Asset/Total Equity |
|--|--|--------------------|--|--|------------------------|------------------------|------------------------|
| 9 | National Hospital Insurance Fund | 12/31/1998 | NHIF Act 9 of 1998 | To contribute towards universal health coverage in the provision of affordable, accessible, sustainable and quality health insurance through strategic resource pooling and healthcare purchasing in collaboration with stakeholders | 40,195,635,554 | 32,985,367,542 | 7,210,268,012 |
| 10 | National Syndemic Diseases Control Council | 11/23/1999 | Legal Notice Number 170 of 1999; State Corporation | Coordinate Multi-sectoral HIV Response in Kenya | 670,123,623 | 339,468,485 | 330,655,140 |
| 11 | Nursing Council of Kenya | 01/01/1957 | Nurses and Midwives Act, Cap 257 | To establish and improve standards of all branches of the nursing profession, professional nursing and of health care in all their aspects and to safeguard the interests of all nurses | 232,993,975 | 92,355,789 | 140,638,196 |
| 12 | Pharmacy and Poisons Board | 01/01/1957 | Pharmacy and Poisons Act 1957 | Safeguarding the health of the public by ensuring that medicines and health products comply with acceptable standards of quality, safety and efficacy and to regulate the practice of pharmacy and drugs | 1,427,167,433 | 6,969,149 | 1,382,609,761 |
| 13 | The Kenya BioVax Institute Limited | 9/26/2021 | Certificate of Incorporation as Private Limited Co | To manufacture, package and commercialize specialized health products and technologies including vaccines, therapeutics and other biomedical products | 727,766,226 | 11,263,283 | 716,502,943 |
| Sub Total | | | | | 174,649,230,213 | 76,748,492,229 | 97,738,156,181 |
| Ministry of Information, Communications and the Digital Economy | | | | | | | |
| 1 | Communications Authority of Kenya | 07/01/1998 | Kenya Information and Communications Act, 1998 | License and regulate the provision of Telecommunication, Radio-Communication, Postal and Courier, Broadcasting, Multimedia and Electronic Commerce services | 34,033,090,226 | 6,965,121,805 | 27,067,968,421 |
| 2 | Information & Communication Technology Authority | 8/16/2013 | Legal Notice | Set and enforce ICT standards and guidelines for the human resource, infrastructure, processes and system and technology for the public office and public service | 2,724,416,497 | 1,808,035,143 | 916,381,355 |
| 3 | Kenya Broadcasting Corporation | 01/01/1989 | Kenya Broadcasting Corporation Act, Cap 221 | To undertake public broadcasting services in order to inform, educate and entertain the public | 17,467,945,265 | 94,288,704,638 | -76,820,759,667 |
| 4 | Kenya Institute of Mass Communication | 12/30/2011 | Legal Notice 197 of 2011 (Amended 2012) | Offer training in communication and cinematic arts | 3,138,093,541 | 21,041,494 | 3,125,951,217 |
| 5 | Kenya Yearbook Editorial Board | 11/08/2007 | Legal Notice No. 187 of 2007 | To periodically compile, edit and publish the Kenya Year book annually. | 111,891,581 | 72,405,722 | 39,485,859 |
| 6 | Konza Technopolis Development Authority | 04/05/2012 | Legal Notice No.23 of 2012 | To plan, develop, regulate and manage Konza Technocity as a world class, mixed use and sustainable city | 65,860,840,000 | 572,562,000 | 65,288,278,000 |
| 7 | Media Council of Kenya | 12/27/2013 | Media Council Act | To Set Media Standard, Monitor and Ensure Compliance | 405,732,836 | 206,203,658 | 199,529,180 |
| 8 | Postal Corporation of Kenya | 10/01/1998 | PCK Act Cap 411 of 1998 | To provide and operate postal services, postal financial services, and perform other functions | 13,677,092,902 | 9,671,522,918 | 4,005,569,984 |
| Sub Total | | | | | 137,419,102,848 | 113,605,597,378 | 23,822,404,349 |

| Schedule A: State Corporations Mandate/Objectives and Nets Assets/Total Equity for FY 2023/2024 | | | | | | | |
|---|--|--------------------|--|---|------------------------|----------------------|------------------------|
| | SC Name | Establishment Date | Establishment Instrument | Mandate | Total Assets | Total Liability | Net Asset/Total Equity |
| Ministry of Interior and National Administration | | | | | | | |
| 1 | National Authority for Campaign Against Alcohol & Drug Abuse | 6/29/2007 | Legal Notice No. 140 of 2007 | To coordinate multisectoral response to alcohol and drug abuse | 388,316,617 | 144,543,741 | 243,772,878 |
| 2 | National Crime Research Centre | 01/01/1997 | National Crime Research Centre Act No. 4 of 1997 | To carry out research on crime, root causes, crime prevention and to disseminate research findings and recommendations to Government agencies concerned with the administration of criminal justice and other stakeholders | 45,488,135 | 4,578,798 | 40,909,338 |
| 3 | NGOs Co-ordination Board | 01/01/1990 | NGOs Act No. 19 of 1990 | To maintain the register of National and International NGOs operating in Kenya, with the precise sectors, affiliations and locations of their activities | 49,155,385 | 13,652,977 | 35,502,408 |
| Sub Total | | | | | 482,960,137 | 162,775,516 | 320,184,624 |
| Ministry of Labour and Social Protection | | | | | | | |
| 1 | National Council for Children Services | 4/13/2017 | Children Act, 2022 | To regulate, exercise general supervision, oversight and coordinate child rights and welfare activities and to advise the Government on all aspects thereof | 114,374,076 | 4,012,192 | 110,361,884 |
| 2 | National Council for Persons With Disabilities | 11/04/2004 | The Persons with Disabilities Act No. 14 of 2003 | Formulate and develop measures and policies designed to achieve equal opportunities for persons with disabilities by ensuring to the maximum extent possible that they obtain education and employment, and participate fully in the political, sporting recreational and cultural activities and are afforded full access to community and social services | 901,529,650 | 115,859,500 | 785,670,150 |
| 3 | National Industrial Training Authority | 11/14/2011 | Industrial Training Act Cap of 2011 | The Authority provides, facilitates, promotes, regulates and coordinates integrated industrial training for a globally competitive human resource | 10,335,707,975 | 908,453,420 | 9,427,254,554 |
| 4 | National Social Security Fund | 07/01/1965 | NSSF Act 2013 | To provide adequate income replacement to members, through prudent investments and prompt payment of benefits | 402,298,254,738 | 2,050,536,028 | 400,247,718,713 |
| Sub Total | | | | | 413,649,866,439 | 3,078,861,140 | 410,571,005,301 |
| Ministry of Lands, Public Works, Housing and Urban Development | | | | | | | |
| 1 | National Construction Authority | 06/08/2012 | National Construction Authority Act No. 41 of 2011 | To regulate and enforce standards and bring sanity in the local construction industry | 1,639,024,032 | 495,474,360 | 1,143,549,673 |
| 2 | National Housing Corporation | 01/02/1967 | Housing Act, Cap 117 | To implement National Housing Policies and Programs | 22,572,144,179 | 1,773,040,612 | 20,799,103,567 |
| Sub Total | | | | | 24,211,168,211 | 2,268,514,972 | 21,942,653,240 |
| Ministry of Mining, Blue Economy and Maritime Affairs | | | | | | | |
| 1 | Bandari Maritime Academy | 11/28/2018 | Legal Notice No. 233 of 28th November 2018 | Teaching, training, scholarship, innovation and research in maritime skills | 1,789,048,710 | 132,720,105 | 1,656,328,604 |
| 2 | Fish levy Trust Fund | 01/01/2016 | Fisheries Management and Development Act no. 35 of | To provide supplementary funding of activities geared towards management, development and capacity building, awards. | 5,497,765 | - | 5,497,765 |

| Schedule A: State Corporations Mandate/Objectives and Nets Assets/Total Equity for FY 2023/2024 | | | | | | | |
|---|--|--------------------|--|--|-----------------------|----------------------|------------------------|
| | SC Name | Establishment Date | Establishment Instrument | Mandate | Total Assets | Total Liability | Net Asset/Total Equity |
| 3 | Kenya Fish Marketing Authority | 1/15/2016 | Fisheries Management and Development Act No. 35 of | To market Kenyan fish and fisheries products abroad | 1,931,726 | - | 1,931,726 |
| 4 | Kenya Fishing Industries Corporation | 11/23/2018 | Legal Notice No. 214 of 2018 | Exploit fishery resources in the Kenya fishery waters and high seas by promoting the establishment, development and efficiency of businesses engaged in the fishing and fishing related activities | 98,369,528 | 70,391,630 | 14,622,093 |
| 5 | Kenya Marine and Fisheries Research Institute | 5/17/2016 | Science and Technology Act, Chapter 250 | Undertake research in marine and fresh water fisheries, aquaculture, environmental and ecological studies in order to provide scientific data and information for suitable exploitation, management and conservation of Kenya's fisheries resources and other aquatic resources. | 2,398,538,930 | 171,914,403 | 2,226,624,527 |
| 6 | Kenya Maritime Authority | 6/21/2004 | Legal Notice Number 79 of 2004 | To regulate, co-ordinate and oversee maritime affairs | 4,621,882,843 | 702,295,891 | 3,919,657,787 |
| 7 | Kenya National Shipping Line | 11/02/1987 | Companies Act, Cap 486 | To providing cost effective, efficient and integrated shipping services | 425,651,906 | 49,994,496 | 375,657,409 |
| 8 | National Mining Corporation | 01/01/1958 | Mining Act No.12 of 2016 | To actively participate in mining through exploration, increased mineral reserves discoveries, mergers and acquisition of mining enterprises | 177,776,722 | 32,006,760 | 145,769,962 |
| Sub Total | | | | | 9,518,698,130 | 1,159,323,285 | 8,346,089,873 |
| Ministry of Public Service, Performance and Delivery Management | | | | | | | |
| 1 | Human Resource Management Professional Examination Board | 12/31/2012 | Human Resource Management Professionals Act, 52 o | To prepare and conduct examinations for persons seeking registration under the Act. Prescribe and regulate syllabuses of instruction for human resource management professionals examinations | 76,026,994 | 15,281,461 | 60,745,534 |
| 2 | Kenya School of Government | 01/07/2012 | Kenya School of Government Act No. 9 of 2012 | To provide learning and development programmes to build capacity for the Public Service | 11,275,586,567 | 2,192,138,294 | 9,083,448,273 |
| 3 | National Youth Service | 12/31/2018 | NYS Act No. 17 of 2018 | To undertake paramilitary training, vocational training, professional and personal development programmes and activities of members of the Service | 33,980,971,317 | 3,879,521,551 | 30,101,449,763 |
| Sub Total | | | | | 45,332,584,878 | 6,086,941,306 | 39,245,643,570 |
| Ministry of Roads and Transport | | | | | | | |
| 1 | Kenya Airports Authority | 5/31/1991 | Kenya Airports Authority Act. Chapter. 395 | Construct and operate aerodromes and other related facilities as are necessary to enable safe, secure and efficient aerodrome operations | 1,056,584,539,476 | 28,235,400,871 | 1,028,349,138,605 |
| 2 | Kenya Civil Aviation Authority | 10/24/2002 | Civil Aviation Act, 2013 | Regulation and oversight of Aviation Safety & Security; Economic regulation of Air Services and development of Civil Aviation; Provision of Air Navigation Services, and Training of Aviation personnel | 30,827,141,564 | 7,825,320,351 | 23,001,821,214 |

| Schedule A: State Corporations Mandate/Objectives and Nets Assets/Total Equity for FY 2023/2024 | | | | | | | |
|---|---|--------------------|--|---|--------------------------|--------------------------|--------------------------|
| | SC Name | Establishment Date | Establishment Instrument | Mandate | Total Assets | Total Liability | Net Asset/Total Equity |
| 3 | Kenya National Highways Authority | 09/07/2007 | Kenya Roads Act, 2007 | Management, development, rehabilitation and maintenance of national roads; international trunk roads (Class A), national trunk roads (Class B), and superhighways (Class S) | 807,998,147,261 | 96,773,625,211 | 711,224,522,050 |
| 4 | Kenya Ports Authority | 1/20/1978 | Kenya Ports Authority Act, Cap 391 | To maintain, operate, improve and regulate all sea and inland waterway ports in Kenya. | 351,531,707,000 | 80,097,107,000 | 271,434,600,000 |
| 5 | Kenya Railways Corporation | 1/20/2011 | Kenya Railways Corporation Act, Cap 397 | Provide effective railway services and promote, facilitate and participate in railway networks developments | 788,484,585,651 | 904,065,434,869 | -115,580,849,217 |
| 6 | Kenya Roads Board | 01/06/2000 | Kenya Roads Act, 2007 | To oversee the road network in Kenya and coordinate its development, rehabilitation and maintenance funded by the KRB Fund | 893,289,513 | 743,101,544 | 150,187,968 |
| 7 | Kenya Rural Roads Authority | 4/24/2009 | Kenya Roads Act, 2007 | To Manage, Develop, Rehabilitate and Maintain the rural road network in the country | 187,634,141,230 | 77,162,053,968 | 297,267,209,456 |
| 8 | Kenya Urban Roads Authority | 09/03/2007 | Kenya Roads Act, 2007 | Management, Development, Rehabilitation and Maintenance of National Urban Trunk Roads | 170,885,686,036 | 17,171,292,351 | 153,714,393,685 |
| 9 | Nairobi Metropolitan Area Transport Authority | 2/17/2017 | Legal Notice no. 18 of 17th February 2017 | Oversee establishment of an Integrated Public Transport within Nairobi Metropolitan Area | 3,233,980,600 | 1,576,828,516 | 1,657,152,083 |
| 10 | National Transport and Safety Authority | 10/26/2012 | NTSA Act No. 13 of 2012 | Plan, manage and regulate the road transport sector | 2,032,946,360 | 716,242,393 | 1,316,703,968 |
| | Sub Total | | | | 3,400,106,164,691 | 1,214,366,407,074 | 2,372,534,879,812 |
| Ministry of Tourism and Wildlife | | | | | | | |
| 1 | Kenya Safari Lodges and Hotels | 01/01/1966 | Companies Act, Cap 486 | Ownership and operation of hotel and lodge facilities in Kenya, to provide accommodation and conference facility services. | 2,033,196,000 | 917,789,000 | 1,131,540,000 |
| 2 | Kenya Tourism Board | 2/14/1997 | Tourism Act, 2011 | Develop, implement and co-ordinate a national tourism marketing strategy | 596,604,462 | 547,034,706 | 49,569,665 |
| 3 | Kenya Utalii College | 01/01/1975 | Tourism Act, 2011 | To undertake tourism and hospitality training and capacity building for the tourism sector. | 7,266,640,507 | 3,129,705,148 | 4,136,935,357 |
| 4 | Kenya Wildlife Service | 1/15/1990 | Wildlife Conservation and Management Act, 2013 | Conserve and manage national parks, wildlife conservation areas and sanctuaries | 14,268,132,178 | 8,435,079,621 | 5,833,053,361 |
| 5 | Kenyatta International Convention Centre | 09/01/2012 | Tourism Act, 2011 | Organize and host meetings and provide incentives for Conventions and exhibitions at the Convention Centre | 6,997,588,668 | 1,147,325,726 | 5,853,666,866 |
| 6 | Tourism Fund | 01/01/1972 | Tourism Act, 2011 | Finance the development of tourism products and services including financing: marketing of Kenya as tourist destination through the Kenya Tourist Board, Tourism Protection Service.. | 4,079,415,760 | 892,352,568 | 3,187,063,192 |
| 7 | Tourism Promotion Fund (TPF) | 04/12/2019 | Legal Notice No. 24 of 2019 | Financing development, promotion and branding programmes and initiatives in relation to tourism products including tourism niche products and tourism events | 453,653,560 | - | 1,713,760,685 |

Schedule A: State Corporations Mandate/Objectives and Nets Assets/Total Equity for FY 2023/2024

| | SC Name | Establishment Date | Establishment Instrument | Mandate | Total Assets | Total Liability | Net Asset/Total Equity |
|--|---|--------------------|--|--|-----------------------|-----------------------|------------------------|
| 8 | Tourism Regulatory Authority | 04/01/2014 | Tourism Act, 2011 | To regulate the tourism sector in Kenya | 274,171,740 | 115,557,620 | 158,614,118 |
| 9 | Tourism Research Institute | 01/08/2016 | Tourism Act, 2011 | To undertake and coordinate tourism research and analysis and generate data to inform decision making by the government and private sector on tourism matters so as to ensure competitiveness of destination Kenya and sustained growth in the global, regional and domestic markets | 58,704,168 | 20,646,101 | 38,058,627 |
| 10 | Wildlife Research & Training Institute | 1/14/2020 | Wildlife Conservation and Management Act, 2013 | To undertake and coordinate wildlife research and training to enhance planning and decision making in wildlife conservation and management. | 924,581,208 | 79,582,889 | 844,998,320 |
| 11 | Wildlife Research & Training Institute | | | | | | |
| Sub Total | | | | | 36,952,688,251 | 15,285,073,379 | 22,947,260,191 |
| Ministry of Trade, Investments and Industry | | | | | | | |
| 1 | Anti-Counterfeit Authority | 06/04/2010 | Anti-Counterfeit Act No. 13 of 2008 | Enlighten and inform the public on matters relating to counterfeiting, combat counterfeiting, trade and other dealings in counterfeit goods, and devise and promote training programs to combat counterfeiting | 503,229,863 | 8,482,651 | 494,747,213 |
| 2 | East African Portland Cement Company | 02/10/1933 | Companies Act, Cap 486 | To manufacture and sell cement and innovative cement products and solutions | 35,189,035,000 | 14,696,853,000 | 20,364,433,000 |
| 3 | Golf Hotel | 12/20/1979 | Companies Act, Cap 486 | To provide accommodation and conference facility services | 742,829,420 | 96,942,723 | 645,886,698 |
| 4 | Kenya Accreditation Service | 05/11/2009 | Kenya Accreditation Service Act, 2019 | Assess and accredit conformity assessment bodies and Promote accreditation in Kenya | 220,290,415 | 160,712,032 | 59,578,383 |
| 5 | Kenya Bureau of Standards | 07/01/1974 | Standards Act, Chapter 496 | To promote standardization in industry and commerce | 5,980,989,165 | 2,510,508,840 | 3,530,508,785 |
| 6 | Kenya Development Corporation | 11/27/2020 | Companies Act, Cap 486 | To promote sustainable economic development by providing development finance, infrastructure finance, business support and advisory services to medium and large scale industries, infrastructure projects and commercial undertakings in target sector in Kenya and elsewhere. | 40,095,620,913 | 2,864,276,874 | 37,231,344,039 |
| 7 | Kenya Export Promotion and Branding Agency | 01/09/2019 | Legal notice No.110 of 2019 | To implement export promotion and nation branding initiatives and policies to promote Kenya's exports of goods and services worldwide | 510,432,007 | 181,641,829 | 328,790,178 |
| 8 | Kenya Industrial Property Institute | 01/01/2001 | Industrial Property Act, No. 3 of 2001 | To promote inventive and innovative activities, facilitate the acquisition of technology through registration and regulation of patents, utility models, technovations, industrial designs and trade marks | 571,238,770 | 464,000 | 570,774,770 |
| 9 | Kenya Industrial Research and Development Institute | 01/03/1979 | Kenya Industrial Research and Development Institut | Undertake research, development and innovation in industrial and allied technologies | 6,505,325,257 | 823,275,273 | 5,682,049,984 |

| Schedule A: State Corporations Mandate/Objectives and Nets Assets/Total Equity for FY 2023/2024 | | | | | | | |
|---|--|--------------------|--|--|------------------------|-----------------------|------------------------|
| | SC Name | Establishment Date | Establishment Instrument | Mandate | Total Assets | Total Liability | Net Asset/Total Equity |
| 10 | Kenya Investment Authority | 5/30/1986 | Investment Promotion Act No. 6 of 2004 | To promote and facilitate both domestic and foreign investments in Kenya | 262,567,646 | 43,770,208 | 218,591,437 |
| 11 | Kenya National Trading Corporation | 01/01/1965 | Companies Act, Cap 486 | Promoting and growing wholesale and retail trade. | 13,470,495,868 | 15,477,505,392 | -2,007,009,521 |
| 12 | Numerical Machining Complex | 01/04/1994 | Companies Act, Cap 486 | Commercial Production of steel, Engineering Design and Development of Machinery and Components | 17,842,130,744 | 72,752,312 | 17,769,378,432 |
| 13 | Rivatex East Africa Limited | 8/16/2007 | company Act 2015 | Development, design, manufacture and conversion of textile products. | 6,655,633,020 | 152,598,940 | 6,503,034,080 |
| 14 | Scrap Metal Council | 1/23/2015 | Scrap Metal Act 2015 | To control and regulate the dealings in scrap and metal business, and for any other purposes connected herewith | 121,419,251 | 300,000 | - |
| 15 | Special Economic Zones Authority | 12/15/2015 | SEZ Act No. 16 of 2015 | To promote and facilitate global and local investors, the development and management of enabling environment | 753,555,817 | 76,710,835 | 676,844,982 |
| 16 | Sunset Hotel | 1/28/1976 | Companies Act, Cap 486 | Operation of the hotel facility mainly focusing on provision of accommodation and conferencing facilities | 497,449,705 | 320,788,048 | 286,176,961 |
| 17 | Warehouse Receipt Systems Council | 07/01/2020 | Warehouse Receipt System Act No. 8 of 2019 | To facilitate the establishment, maintenance and development of the Warehouse Receipt System for agricultural commodities produced in Kenya. | 21,547,945 | 3,962,282 | 17,585,664 |
| Sub Total | | | | | 129,943,790,806 | 37,491,545,239 | 92,372,715,085 |
| Ministry of Water, Sanitation and Irrigation | | | | | | | |
| 1 | Athi Water Works Development Agency | 4/26/2019 | Water Act, 2016 | Undertake the development, maintenance and management of the national public water works within its area of jurisdiction | 126,545,202,923 | 127,971,458,640 | -1,426,255,720 |
| 2 | Central Rift Valley Water Works Development Agency | 2/25/2004 | Water Act, 2016 | Undertake the development, maintenance and management of the national public water works within its area of jurisdiction | 12,869,477,107 | 5,044,295,063 | 7,825,182,044 |
| 3 | Coast Water Works Development Agency | 05/03/2019 | Water Act, 2016 | Undertake the development, maintenance and management of the national public water works within its area of jurisdiction | 22,547,057,063 | 20,306,358,827 | 2,240,698,237 |
| 4 | Hydrologists Registration Board | 07/07/2017 | Hydrologists Act, No. 19 of 2017 | To regulate, co-ordinate and oversee the practice of hydrology | 6,512,403 | 1,079,708 | 5,432,695 |
| 5 | Kenya Water Institute | 11/13/2001 | Kenya Water Institute Act, 2001 | To provide directly or in collaboration with other institutions of higher learning, services in human resources development, consultancy, research and development in the water sector on commercial basis | 2,937,510,601 | 730,961,069 | 2,206,549,531 |
| 6 | Lake Victoria North Water Works Development Agency | 03/12/2004 | Water Act, 2016 | Undertake the development, maintenance and management of the national public water works within its area of jurisdiction | 17,678,986,698 | 16,172,635,608 | 1,506,351,090 |
| 7 | Lake Victoria South Water Works Development Agency | 4/26/2019 | Water Act, 2016 | Undertake the development, maintenance and management of the national public water works within its area of jurisdiction | 21,694,698,204 | 11,985,473,725 | 9,709,224,477 |

| Schedule A: State Corporations Mandate/Objectives and Nets Assets/Total Equity for FY 2023/2024 | | | | | | | |
|---|---|--------------------|--|--|------------------------|------------------------|------------------------|
| | SC Name | Establishment Date | Establishment Instrument | Mandate | Total Assets | Total Liability | Net Asset/Total Equity |
| 8 | National Irrigation Authority | 8/16/2019 | Irrigation Act 2019 | Develop and improve irrigation infrastructure for national or public schemes | 39,756,323,232 | 1,818,514,852 | 37,937,808,379 |
| 9 | National Water Harvesting and Storage Authority | 06/01/2016 | Water Act, 2016 | Undertake on behalf of the national government, the development of national public water works for water resources storage and flood control. | 36,277,016,461 | 1,193,850,008 | 35,083,166,453 |
| 10 | North Rift Valley Water Works Development Agency | 02/07/2020 | Water Act, 2016 | Undertake the development, maintenance and management of the national public water works within its area of jurisdiction | 787,384,238 | 18,806,097 | 768,578,140 |
| 11 | Northern Water Works Development Agency | 03/12/2004 | Water Act, 2016 | Undertake the development, maintenance and management of the national public water works within its area of jurisdiction | 1,933,207,398 | 68,083,221 | 1,865,124,177 |
| 12 | Regional Center on Ground Water Resources Education Training and Research | 12/18/2015 | Legal Notice No. 252 of 18th December 2015 | Undertake research, training and education in groundwater resources management | 94,719,092 | 61,754,369 | 32,964,723 |
| 13 | Tana Water Works Development Agency | 08/12/2005 | Legal Notice No. 101 of 12th August 2005 | Undertake the development, maintenance and management of the national public water works within its area of jurisdiction | 19,772,568,305 | 12,453,972,692 | 7,318,595,613 |
| 14 | Tanathi Water Works Development Agency | 4/26/2019 | Water Act, 2016 | Undertake the development, maintenance and management of the national public water works within its area of jurisdiction | 11,489,248,013 | 8,135,790,860 | 3,353,457,164 |
| 15 | Water Resources Authority | 4/21/2017 | Water Act, 2016 | Formulate and enforce standards, procedures and Regulations for the management and use of water resources and flood mitigation | 2,941,338,619 | 2,278,971,015 | 662,367,606 |
| 16 | Water Sector Trust Fund | 01/01/2016 | Water Act, 2016 | To provide conditional and unconditional grants to assist in financing the development of and management of water services in the marginalized and underserved areas | 4,877,552,510 | 182,858,920 | 4,694,693,590 |
| 17 | Water Services Regulatory Board | 03/01/2003 | Water Act, 2016 | Determine and prescribe national standards for the provision of water services and asset development for water services providers. Monitor and regulate licensees and enforce licence conditions | 504,435,910 | 320,397,951 | 184,037,959 |
| Sub Total | | | | | 322,713,238,777 | 208,745,262,625 | 113,967,976,158 |
| Ministry of Youth Affairs and Sports | | | | | | | |
| 1 | Anti-Doping Agency of Kenya | 4/26/2016 | Anti-Doping Act, 2016 | To carry out the fight against Doping in Sports through anti-doping values based education, sensitization and awareness campaigns | 205,481,091 | 92,693,182 | 112,787,909 |
| 2 | Kenya Academy of Sports | 07/01/2013 | Sports Act No. 25 of 2013 | To pursue elite sports performance through talent identification and development, training of sports technical and administration personnel | 1,773,683,124 | 825,545 | 1,772,857,579 |
| 3 | Kenya Copyrights Board | 01/01/2001 | Copyright Act, 2001 | Administration and enforcement of copyright and related rights | 24,447,420 | 10,060,630 | 14,386,790 |
| 4 | Kenya Cultural Centre | 01/01/1952 | Kenya Cultural Centre Act Cap 218 of 1951 | Provide for the performance of music, drama and dancing, exhibition of works of art and crafts | 560,093,448 | 108,857,265 | 379,947,964 |

| Schedule A: State Corporations Mandate/Objectives and Nets Assets/Total Equity for FY 2023/2024 | | | | | | | |
|---|--|--------------------|--|---|-----------------------|----------------------|------------------------|
| | SC Name | Establishment Date | Establishment Instrument | Mandate | Total Assets | Total Liability | Net Asset/Total Equity |
| 5 | Kenya Film Classification Board | 7/24/2009 | Films and Stage Plays Act, Cap 222 | Regulate the creation, broadcast, distribution, exhibition and possession of film and broadcast content to conform to national values, culture and aspirations, as well as protect children from exposure to harmful film and broadcast content | 289,494,961 | 26,959,533 | 262,535,428 |
| 6 | Kenya Film Commission | 01/01/2005 | Legal Notice No. 10 of 2005 | To develop, promote and market the film industry locally and internationally and identify and facilitate growth of the film industry | 230,239,818 | 68,841,287 | 161,067,040 |
| 7 | Kenya National Innovation Agency | 09/09/2013 | ST&I Act 2013 | Provision of University education and carry out research | 83,167,514 | 34,658,992 | 48,508,523 |
| 8 | Kenya National Library Service | 04/01/1967 | Kenya National Library Service Board Act, Cap 225 | To promote, establish, equip, manage and maintain libraries in Kenya | 6,210,820,161 | 192,817,846 | 6,011,223,931 |
| 9 | Presidents Award - Kenya | 08/03/2017 | President's Award Act, 2017 | Regulate the conferring of Awards to young persons who voluntarily undertake to fulfill self-development activities | 339,209,863 | 9,263,544 | 329,946,320 |
| 10 | Sports Kenya | 01/08/2013 | Sports Act No. 25 of 2013 | Manage and maintain the sports facilities, and promote, coordinate and implement grassroots, national and international sports programs for Kenyans | 7,364,660,368 | 474,530,687 | 6,890,129,681 |
| Sub Total | | | | | 17,081,297,768 | 1,019,508,511 | 15,983,391,165 |
| The National Treasury and Economic Planning | | | | | | | |
| 1 | Capital Markets Authority | 12/15/1989 | Capital Markets Act Cap 485A | Regulating and facilitating the development of orderly, fair and efficient capital markets in Kenya | 1,083,630,360 | 527,935,934 | 555,694,426 |
| 2 | Competition Authority of Kenya | 08/01/2011 | Competition Act No. 12 of 2010 | To promote and safeguard competition in the national economy and to protect consumers from unfair and misleading market conduct in order to increase efficiency, promote innovation, protect consumers and maximize the efficient allocation of resources. | 1,011,225,455 | 487,871,345 | 523,354,110 |
| 3 | Financial Reporting Centre | 01/01/2009 | Proceeds of Crime and Anti-Money Laundering Act, 2 | Identifying the proceeds of crime and money laundering is an integral component of national security and is critical for the stability and integrity of Kenya's financial sector, support to investigative and assist law enforcement agencies in matters of Prevention Terrorism Act (POTA) 2012 | 897,817,230 | 8,014,970 | 889,802,259 |
| 4 | Institute of Certified Investment & Financial Analysts | 12/08/2015 | Investment and Financial Analysts Act, No. 13 of 2 | To regulate the Investment and Financial Analysis profession in Kenya. To register and grant practising certificates to Certified Investment and Financial Analysts (CIFAs) in Kenya both in private and public practice. | 24,977,677 | 6,952,486 | 18,025,191 |
| 5 | Insurance Regulatory Authority | 05/01/2007 | Insurance Act Cap 487 | To supervise, regulate and promote the development of the insurance industry in Kenya and safeguard the interest of policyholders and beneficiaries | 1,569,016,857 | 717,076,866 | 851,939,991 |

| Schedule A: State Corporations Mandate/Objectives and Nets Assets/Total Equity for FY 2023/2024 | | | | | | | |
|---|--|--------------------|--|---|-----------------|-----------------|------------------------|
| | SC Name | Establishment Date | Establishment Instrument | Mandate | Total Assets | Total Liability | Net Asset/Total Equity |
| 6 | KASNEB Foundation | 9/13/2019 | TRUSTEES (PERPETUAL SUCCESSION) CAP 164 | To administer a funding scheme whether by the founder or in partnership with a reputable financial institution/s | 191,224,423 | 46,937,961 | - |
| 7 | Kenya Accountants and Secretaries National Examination Board | 7/24/1969 | Accountants Act No. 15 of 2008 | Conduct of professional, diploma and technician examinations and certification of candidates in accountancy, finance, credit, governance and management, information technology and related disciplines and development of syllabuses. | 2,356,163,651 | 224,070,321 | 2,132,093,331 |
| 8 | Kenya Deposit Insurance Corporation | 01/01/2014 | Kenya Deposit Insurance Act, 2012 | To act as a deposit insurance scheme to provide cover for depositors and act as liquidator of banks which could not be salvaged. | 226,502,565,219 | 1,063,938,694 | 225,438,626,525 |
| 9 | Kenya Institute for Public Policy Research and Analysis | 05/01/1997 | KIPPRA Act, No. 15 of 2006 | To develop human and institutional capacities for formulating medium and long-term strategic perspective for the economic and social development of Kenya. | 1,228,975,936 | 261,757,758 | 967,218,177 |
| 10 | Kenya Institute of Supplies Examination Board | 01/01/2007 | Supplies Practitioners Management Act, No. 17 of 2 | To prescribe and regulate syllabuses of instruction; prepare and conduct examinations for professional supplies certification for persons seeking registration under the Act; | 91,548,273 | 34,445,159 | 57,103,114 |
| 11 | Kenya National Bureau of Statistics | 06/01/2007 | Statistics Act, No. 4 of 2006 | The principal government agency for collecting, compiling, analyzing, publishing and disseminating official statistical information needed for planning and policy formulation and informed decision taking. | 2,107,386,342 | 168,469,222 | 1,938,917,120 |
| 12 | Kenya Revenue Authority | 07/01/1995 | KRA Act Cap 469 of 1995 | Administration, collection, accounting for taxes and enforcement of laws relating to revenues under various Acts including, The Income tax Act Cap 470, The East Africa Community Management Act (2004), The Value Added Tax Act Cap 476, and The Road Maintenance Levy Fund Act. | 57,021,106,578 | 13,791,564,680 | 43,229,542,513 |
| 13 | Kenya Trade Network Agency | 01/06/2011 | National Electronic Single Window System Act No 25 | To implement, operationalize and manage the Kenya National Electronic Single Window System. | 2,385,298,669 | 374,799,581 | 2,010,499,088 |
| 14 | Kenya Vision 2030 Delivery Secretariat | 2/17/2009 | Legal notice No. 15 of 2009 | To provide strategic leadership and co-ordination in the realization of the overall goals and objectives of the Vision 2030 and its Medium-term Plans | 73,410,968 | 35,757,803 | 37,653,165 |
| 15 | Local Authorities Provident Fund | 01/01/1960 | Local Authorities Provident Fund Act, Cap 272 of 1 | Collections of contributions/savings from individuals, employees and employers (sponsors) so as to administer these funds through prudent investments. | 67,668,890,490 | 1,353,450,793 | 66,315,439,699 |
| 16 | Nairobi International Financial Centre Authority | 8/16/2017 | Nairobi International Financial Centre Act, 2017 | To develop a more stable, efficient and globally competitive financial services sector that encourages both domestic and foreign investment. | 63,878,584 | 7,064,450 | 56,814,134 |

| Schedule A: State Corporations Mandate/Objectives and Nets Assets/Total Equity for FY 2023/2024 | | | | | | | |
|---|---|--------------------|--|--|------------------------|-----------------------|------------------------|
| | SC Name | Establishment Date | Establishment Instrument | Mandate | Total Assets | Total Liability | Net Asset/Total Equity |
| 17 | National Coordinating Agency for Population & Development | 10/29/2004 | Legal Notice No. 120 of 2004 | To formulate, advocate, and coordinate the implementation of population policies | 183,968,342 | 35,590,258 | 148,378,083 |
| 18 | National Government Constituency Development Fund | 12/15/2015 | NG-CDF Act, No. 30 of 2015 | Disbursement of funds to Constituencies with objective of addressing poverty at grassroots level and enhancing regional equity in development. | 2,205,960,385 | 1,280,630,887 | 925,329,495 |
| 19 | Policy Holders Compensation Fund | 11/28/2005 | Legal Notice No.105 of 2004 | To provide compensation to policy holders in the event of insolvency of an insurance company | 22,457,800,097 | 45,112,077 | 22,412,688,020 |
| 20 | Privatization Commission | 01/01/2008 | Privatisation Act, 2023 | To formulate, manage, and implement the privatization programme | 815,243,601 | 647,355,892 | 167,887,709 |
| 21 | Public Procurement Regulatory Authority | 01/01/2007 | Public Procurement and Asset Disposal Act, 2015 | Monitor, assess and review the public procurement and asset disposal system to ensure that they respect the national values and other provisions of the Constitution, including Article 227 and make recommendations for improvements; | 332,060,088 | 332,060,088 | - |
| 22 | Public Service Superannuation Fund | 01/01/2021 | Public Service Superannuation Scheme Act, 2012 | Pay retirement benefits to members of the Scheme when they become due. | 144,970,934,890 | 2,746,354,900 | 142,224,579,990 |
| 23 | Registration of Certified Public Secretaries Board | 11/01/1989 | Certified Certified Public Secretaries Act, Cap 53 | Registration, issuance of practicing certificates, regulation, advocacy and promotion of ethics of Certified Secretaries and Governance professionals | 42,506,586 | 135,000 | 42,371,586 |
| 24 | Retirement Benefits Authority | 10/20/2000 | Retirement Benefits Act Cap 197 | Regulate and supervise the establishment of retirement benefits schemes | 1,347,115,990 | 295,229,557 | 1,051,886,434 |
| 25 | Unclaimed Financial Assets Authority | 12/01/2011 | Unclaimed Financial Asset, No. 40 of 2011 | To receive, hold, invest and disburse unclaimed financial assets. Reporting and dealing with unclaimed financial assets; and establish the Unclaimed Assets Trust Fund | 1,773,932,000 | 137,137,000 | 1,636,795,000 |
| Sub Total | | | | | 538,406,638,691 | 24,629,713,682 | 513,632,639,160 |
| The State Law Office | | | | | | | |
| 1 | Business Registration Service | 11/06/2015 | Business Registration Service Act, 2015 | To implement policies, laws and other matters relating to the registration of companies, partnership and firms, individuals and corporations carrying on business under a business name, bankruptcy, hire purchase and security interests | 165,605,400 | 77,259,958 | 91,947,871 |
| 2 | Council for Legal Education | 01/01/2012 | Legal Education Act, No. 27 of 2012 | Regulate Legal Education and Training in Kenya | 393,053,637 | 53,730,142 | 339,323,495 |
| 3 | Kenya Law Reform Commission | 08/02/1982 | Kenya Law Reform Commission Act, No. 19 of 2013 | Keep under review all the law and recommend its reform to ensure that the law: - (i) conforms to the letter and spirit of the Constitution; (ii) systematically develops in compliance with the values and principles enshrined in the Constitution. | 55,660,258 | 12,740,331 | 42,919,928 |

Schedule A: State Corporations Mandate/Objectives and Nets Assets/Total Equity for FY 2023/2024

| | SC Name | Establishment Date | Establishment Instrument | Mandate | Total Assets | Total Liability | Net Asset/Total Equity |
|------------------|--|--------------------|---|--|--------------------------|--------------------------|--------------------------|
| 4 | Kenya School of Law | 9/28/2012 | Kenya School of Law Act No. 26 of 2012 | Provision of professional legal training as an agent of the Government | 2,908,403,031 | 229,810,662 | 2,678,592,368 |
| 5 | Nairobi Centre for International Arbitration | 1/25/2013 | NCIA Act No.26 of 2013 | A centre for promotion of international commercial arbitration & alternative forms of dispute resolution | 86,119,679 | 6,441,724 | 79,677,955 |
| 6 | National Council for Law Reporting | 01/01/2021 | National Council for Law Reporting Act, No. 11 of | To monitor and report on the development of Kenya's jurisprudence through the publication of the Kenya Law Reports; To monitor and report on the development of Kenya's jurisprudence through the publication of the Kenya Law Reports | 415,827,523 | 197,784,390 | 218,043,134 |
| Sub Total | | | | | 4,024,669,528 | 577,767,207 | 3,450,504,751 |
| TOTAL | | | | | 7,778,304,774,472 | 2,813,635,582,028 | 5,173,169,240,272 |

Schedule B

| Schedule B: National Government Shareholding/Equity in State Corporations (Companies) and Government Linked Corporations for 2023/2024 | | | | | | | | | |
|--|--|--------------------|-------------------------|--|----------------------|---------------------------|-----------------------|---------------------------------|------------------------------------|
| | State Corporation Name | Establishment Date | Establishing Instrument | Mandate | Nominal Value (Kshs) | Movement in Nominal Value | % of GOK Shareholding | Movement in Shareholding (Kshs) | Market Value (Listed Corporations) |
| Ministry of Agriculture and Livestock Development | | | | | | | | | |
| 1 | Agro Chemical & Food Company | 2/25/2021 | Companies Act, Cap 486 | Manufacturing of alcohol from molasses from various sugar factories. The major products are various grades of spirits and yeast based brands. | 1,680,000 | - | 56 | - | |
| 2 | Kenya Seed Company | 7/2/1956 | Companies Act, Cap 486 | To carry out focused research, promote and facilitate production of high yielding, better quality certified seed and to enhance food self-sufficiency and quality living standards for sustainable economic development. | 114,014,400 | | 52.9 | - | |
| 3 | Muhoroni Sugar Company | 01/01/1964 | Companies Act, Cap 486 | Sugarcane growing, processing and marketing of sugar | 46,143,161 | | 82.78 | - | |
| 4 | Nzoia Sugar Company | 2/2/2021 | Companies Act, Cap 486 | Production and sale of sugar and related products. | 532,000,000 | | 98 | - | |
| 5 | Pyrethrum Processing Company of Kenya Ltd | 08/11/1963 | Companies Act, Cap 486 | To produce and supply high quality pyrethrum planting materials, purchase of dry flowers from growers to process and market value added products and provision of technical and scientific services | 318,158,000 | | 100 | - | |
| 6 | South Nyanza Sugar Company | 7/5/1976 | Companies Act, Cap 486 | Manufacturing and marketing of quality sugar and associated products and cane development including research. | 349,719,680 | | 98.8 | - | |
| Ministry of Co-operatives and Micro, Small and Medium Enterprises (MSME) | | | | | | | | | |
| 1 | Kenya Industrial Estates | 02/05/1967 | Companies Act, Cap 486 | Facilitating the industrial sector by promoting indigenous entrepreneurs, and incubation of SMEs to facilitate their survival and growth | 80,277,300 | | 100 | - | |
| 2 | New Kenya Creameries Cooperative | 11/19/2004 | Companies Act, Cap 486 | To carry out business of buying raw milk from farmers, processing it into various milk and dairy products and selling these products to consumers. | 547,028,860 | | 100 | - | |
| Ministry of Education | | | | | | | | | |
| 1 | Jomo Kenyatta Foundation | 3/2/1966 | Companies Act, Cap 486 | Publishing of educational materials and Provision of Scholarships to bright but needy secondary school students | 4,000,000 | | 100 | - | |
| 2 | University of Nairobi Enterprises and Services | 5/23/1996 | Companies Act, Cap 486 | To coordinate the Income Generating Activities undertaken by the Faculties, Departments, or other organs of the University of Nairobi | 100,000 | | 100 | - | |

| Schedule B: National Government Shareholding/Equity in State Corporations (Companies) and Government Linked Corporations for 2023/2024 | | | | | | | | | |
|--|--------------------------------------|--------------------|-------------------------|---|----------------------|---------------------------|-----------------------|---------------------------------|------------------------------------|
| | State Corporation Name | Establishment Date | Establishing Instrument | Mandate | Nominal Value (Kshs) | Movement in Nominal Value | % of GOK Shareholding | Movement in Shareholding (Kshs) | Market Value (Listed Corporations) |
| Ministry of Energy and Petroleum | | | | | | | | | |
| 1 | Geothermal Development Company | 12/2/2008 | Companies Act, Cap 486 | Removing upfront risks and reducing costs through infrastructural development exploration works and production drilling | 2,000,000 | | 100 | - | |
| 2 | Kenya Electricity Generating Company | 1/19/1998 | Companies Act, Cap 486 | Generating electricity through development, management, and operation of power plants | 4,615,424,088 | | 70 | - | 6,594,522,339 |
| 3 | Kenya Electricity Transmission | 09/02/2021 | Companies Act, Cap 487 | Plan, design, construct, own, operate and maintain high voltage electricity transmission grid and regional powers interconnectors | 2,000,000 | | 100 | - | |
| 4 | Kenya Power and Lighting Company | 6/1/1922 | Companies Act, Cap 486 | To plan for sufficient electricity generation and transmission capacity to meet demand; build and maintain the power distribution and transmission network and retail electricity | 1,687,296,432 | | 51.1 | - | 3,301,949,965 |
| 5 | National Oil Corporation of Kenya | 4/3/1981 | Companies Act, Cap 486 | To procure and supply petroleum products, and carry on business of exploring for, exploiting, producing, transporting, refining, storing, marketing, and distributing petroleum products | 531,999,980 | | 100 | - | |
| 6 | Kenya Pipeline Corporation | 15/9/1973 | Companies Act Cap 487 | To own, manage, or operate such pipelines and all ancillary pumping, storage and other facilities and such other plant equipment and installation of movable and immovable as the company may consider desirable and to manufacture, construct, maintain and modify any of the same | 363,465,980 | | 100 | - | |
| Ministry of Tourism, Wildlife and Heritage | | | | | | | | | |
| 1 | Bomas of Kenya | 11/09/1970 | Companies Act, Cap 486 | Maintenance, preservation, education, and development of Kenya's niche diverse cultures | 5,080,000 | | 100 | - | |
| 2 | Kenya Safari Lodges and Hotels | 2/11/2021 | Companies Act, Cap 486 | Ownership and operation of hotel and lodge facilities in Kenya, to provide accommodation and conference facility services. | 4,110,855 | | 82 | - | |
| Ministry of Transport, Infrastructure, Housing and Public Works | | | | | | | | | |
| 1 | Kenya National Shipping Line | 02/11/1978 | Companies Act Cap 486 | To provide cost effective efficient, and integrated shipping services | 700,230 | | 100.0 | - | |
| Ministry of Trade, Investments and Industry | | | | | | | | | |
| 1 | East African Portland Cement Company | 2/10/1933 | Companies Act, Cap 486 | To manufacture and sell cement and innovative cement products and solutions | 114,021,525 | | 25.3 | - | 137,738,002 |

| Schedule B: National Government Shareholding/Equity in State Corporations (Companies) and Government Linked Corporations for 2023/2024 | | | | | | | | | |
|--|---|--------------------|-------------------------|--|----------------------|---------------------------|-----------------------|---------------------------------|------------------------------------|
| | State Corporation Name | Establishment Date | Establishing Instrument | Mandate | Nominal Value (Kshs) | Movement in Nominal Value | % of GOK Shareholding | Movement in Shareholding (Kshs) | Market Value (Listed Corporations) |
| 2 | Kenya National Trading Corporation | 2/10/2021 | Companies Act, Cap 486 | Promoting and growing wholesale and retail trade. | 32,000,000 | | 100 | - | |
| 3 | Numerical Machining Complex | 1/4/1994 | Companies Act, Cap 486 | Commercial Production of steel, Engineering Design and Development of Machinery and Components | 75,000,000 | | 100 | - | |
| 4 | Kenya National Multi - Commodities Exchange Limited | 29/03/2019 | Companies Act Cap 486 | To establish, operate, and manage facilities for members, agents, and participants to trade, clear, and settle various contracts, commodities, and derivatives in spot and futures markets, both locally and internationally, while providing all related support services per the Exchange's Articles and Rulebook. | 507580000 | | 25 | | |
| 5 | Golf Hotel | 20/12/1979 | Companies Act, Cap 486 | To provide accommodation and conference facility services | 2,000,000 | | 80 | - | |
| 6 | Sunset Hotel | 28/1/1976 | Companies Act, Cap 486 | Operation of the hotel facility mainly focusing on accommodation and conferencing facilities. | 11,450,000 | | 95 | - | |
| The National Treasury and Economic Planning | | | | | | | | | |
| 1 | Consolidated Bank of Kenya | 2/15/2021 | Banking Act, Cap 488 | To provide flexible financial solutions-commercial banking, that support customers to achieve success. | 2,800,000,000 | | 93 | - | |
| 2 | Kenya National Assurance Company (2001) Limited | 10/26/2001 | Companies Act, Cap 486 | To take over the assets and actuarial liabilities of the closed Life Fund of the former Kenya National assurance limited (under liquidation). | 50,000,000 | | 100 | - | |
| 3 | Kenya Reinsurance Corporation | 13/1/1997 | Companies Act, Cap 486 | To provide reinsurance services for most classes of insurance business. | 4,200,000,000 | | 60 | - | 3,024,000,000 |
| Government Linked Corporations | | | | | | | | | |
| 1 | CFC Insurance Holdings Ltd | 1957 | Insurance Act, Cap 487 | To provided insurance services and offer a range of attractive investment, retirement, life and education solutions to individuals and businesses. | 4,602,008 | | 0.9 | - | 18,638,132 |
| 2 | CFC Stanbic Bank Ltd | 1958 | Banking Act, Cap 488 | To provide a range of personal banking products and solutions. | 21,712,740 | | 1.6 | - | 483,108,465 |
| 3 | De La Rue Kenya EPZ | 1991 | Companies Act, Cap 486 | To provide governments and commercial organizations with products and services that under pin the integrity of trade, personal identity and the movement of goods. | 16,000 | | 40 | - | |
| 4 | Housing Finance Co. of Kenya | 1965 | Banking Act, Cap 488 | To promote integrated financial solutions with interests in Personal Banking, SME and Commercial Banking, Trade Finance, Diaspora Banking, Treasury as a | 46,325,675 | | 2.4 | - | 46,510,978 |

| Schedule B: National Government Shareholding/Equity in State Corporations (Companies) and Government Linked Corporations for 2023/2024 | | | | | | | | | |
|--|--|--------------------|-------------------------|---|------------------------|---------------------------|-----------------------|---------------------------------|------------------------------------|
| | State Corporation Name | Establishment Date | Establishing Instrument | Mandate | Nominal Value (Kshs) | Movement in Nominal Value | % of GOK Shareholding | Movement in Shareholding (Kshs) | Market Value (Listed Corporations) |
| | | | | business, Property Finance and Insurance. | | | | | |
| 5 | Kenya Airways Ltd | 1977 | Companies Act, Cap 486 | To create vital linkages between Kenya and the international markets. | 14,239,224,055 | | 48.9 | - | - |
| 6 | Kenya Commercial Bank Ltd | 1970 | Banking Act, Cap 488 | To offer a wide range of banking, insurance, and other financial products and services. | 635,001,947 | | 19.8 | - | 18,605,557,047 |
| 7 | Kenya Vehicle Manufacturers Limited | 1976 | Companies Act, Cap 486 | A major vehicle assembler operating in five key sectors of vehicle assembly, bus body building, special vehicle operations, fabrication and surface branding | 7,700,000 | | 35 | - | |
| 8 | Miwani Sugar Company | 1922 | Companies Act, Cap 486 | Involved in sugarcane farming, processing and marketing of sugar | 41,160,000 | | 49 | - | |
| 9 | Mumias Sugar Company Ltd | 1971 | Companies Act, Cap 486 | Primary function is the manufacture and sale of sugar. | 612,000,000 | | 20 | - | |
| 10 | Nairobi Securities Exchange | 1954 | Companies Act, Cap 486 | To facilitate trading of debt instruments such as government bonds, corporate bonds, and other fixed-income securities | 8,750,000 | | 3.4 | - | 52,325,000 |
| 11 | Safaricom Ltd | 1997 | Companies Act, Cap 486 | A technology company that provides a wide range of services and solutions, including mobile voice, messaging, data, financial and converged services, and digital services that enable platforms and ecosystem partnerships. | 70,112,892,900 | | 35 | - | 245,395,125,150 |
| 12 | Telkom Ltd | 1999 | Companies Act, Cap 486 | To provide integrated solutions namely, voice, data/connectivity, digital financial services, as well as network services to individuals, Small and Medium-sized Enterprises (SMEs), Government and large corporates in Kenya | 712,296,960 | | 40 | - | |
| 13 | Uchumi Supermarkets | 1975 | Companies Act, Cap 486 | To create outlets for the equitable distribution of commodities and to create retail outlets for Kenyan manufactures. | 267,687,865 | | 15 | - | - |
| 14 | Unga Group Limited | 1908 | Companies Act, Cap 486 | Engaged in flour milling and manufacturing of human nutrition products and animal feeds. | 2,765 | | | | 8,690 |
| 15 | Kenya Mortgage Financing Company | 2018 | Companies Act, Cap 486 | A financial services company in Kenya, that specializes in lending to other financial institutions in the country, for onward lending in form of mortgages | 4,580,001 | | 25 | | |
| 16 | The East African Marine System (TEAMS) | 2008 | Companies Act, Cap 486 | To provide affordable high-capacity through a submarine cable that extends from Mombasa to Fujairah in the UAE | 1638,000 | | 20 | | |
| | Total | | | | 106,165,623,506 | | | | 277,659,483,796 |

Schedule C

| Schedule C: National Government Grants/Subsidies and Performance of State Corporations FY 2023/2024 | | | | | | |
|---|--|-----------------------|----------------------|------------------------------------|-------------------------|--------------------------|
| | State Corporation Name | Recurrent grant Kshs. | GoK Capital Grant | Internally Generated Funds (Kshs.) | Net Profit/Loss (Kshs.) | Surplus/Deficits (Kshs.) |
| Ministry of Agriculture and Livestock Development | | | | | | |
| 1 | Agricultural Development Corporation | 15,000,000 | 15,000,000 | 618,926,000 | | -955,204,000 |
| 2 | Agricultural Finance Corporation | | | 1,300,808,000 | 15,962,000 | |
| 3 | Agriculture and Food Authority | 2,560,336,350 | | 328,545,795 | | 4,162,151,595 |
| 4 | Agro Chemical & Food Company | | | 1,652,944,226 | -758,025,548 | |
| 5 | Bukura Agricultural College | 166,000,000 | | 222,334,991 | | -20,015,508 |
| 6 | Chemelil Sugar Company | 222,791,259 | | 1,831,204,654 | -103,097,529 | |
| 7 | Commodities Fund | 67,000,000 | 45,333,800 | 232,135,942 | 119,890,622 | |
| 8 | Kenya Agricultural and Livestock Research Organization | 4,423,000,000 | 108,000,000 | 1,329,163,590 | - | -1,306,697,148 |
| 9 | Kenya Animal Genetic Resource Centre | 449,750,000 | 67,586,674 | 175,699,478 | - | 127,548,685 |
| 10 | Kenya Dairy Board | 39,000,000 | | 623,002,361 | | 9,192,475 |
| 11 | Kenya Leather Development Council | 565,000,000 | - | 10,249,304 | - | 318,944,207 |
| 12 | Kenya Plant Health Inspectorate Services | 127,000,000 | - | 1,524,202,556 | - | -195,785,598 |
| 13 | Kenya Seed Company | | | 5,198,670,543 | 194,902,641 | |
| 14 | Kenya Tsetse and Trypanosomiasis Eradication Council | 92,000,000 | 140,000,000 | - | | -6,661,805 |
| 15 | Kenya Veterinary Board | 117,000,000 | - | 48,276,458 | - | 11,649,591 |
| 16 | Kenya Veterinary Vaccines Production Institute | - | - | 270,793,000 | -213,547,000 | - |
| 17 | Muhoroni Sugar Co. Ltd. | 250,176,584 | - | 2,106,824,918 | -154,070,144 | |
| 18 | National Bio-Safety Authority | 194,111,632 | - | 17,145,500 | - | 17,093,477 |
| 19 | National Cereals and Produce Board | | 260,000,000 | 30,743,238,807 | -953,877,633 | - |
| 20 | Nyayo Tea Zones Development Corporation | | 35,000,000 | 2,659,539,265 | 50,685,605 | - |
| 21 | Nzoia Sugar Company | | - | 1,328,099,000 | -1,178,196,000 | - |
| 22 | Pest Control Products Board | 124,000,000 | - | 144,805,488 | | 21,891,504 |
| 23 | Pyrethrum Processing Company of Kenya Ltd | 269,000,000 | - | 126,291,000 | -87,207,000 | - |
| 24 | South Nyanza Sugar Company | | 684084238 | 2,657,731,247 | -703,654,734 | - |
| 25 | Tea Board of Kenya | 336,000,000 | - | 94,535,576 | -63782283 | - |
| 26 | Veterinary Medicines Directorate Council | 38,000,000 | - | 118,172,800 | - | 63,022,042 |
| | Sub Total | 10,055,165,825 | 1,355,004,712 | 58,320,252,660 | -3,834,017,003 | 2,247,129,517 |
| Ministry of Co-operatives and Micro, Small and Medium Enterprises (MSME) | | | | | | |
| 1 | Kenya Industrial Estates | 285,990,000 | 80,000,000 | 380,166,000 | 101,924,000 | |
| 2 | Micro and Small Enterprise Authority | 440,900,000 | | 3,921,544 | | -334,828,360 |
| 3 | New Kenya Creameries Cooperative | | 1,258,142,953 | 7,863,059,863 | -2,416,497,337 | |
| 4 | New Kenya Planters Co-operation Union | 32,200,000 | | 489,260,364 | 2,931,390 | |
| 5 | SACCO Societies Regulatory Authority | | | 665,476,777 | | -3,276,281 |
| 6 | Youth Enterprise Development Fund | 325,080,000 | | 89,940,377 | -9,350,148 | |
| | Sub Total | 1,084,170,000 | 1,338,142,953 | 9,491,824,925 | -2,320,992,095 | -338,104,641 |
| Ministry of Defense | | | | | | |
| 1 | Kenya Meat Commission | | | 2,075,152,683 | -168,279,947 | |
| 2 | Kenya Shipyards Limited | 250,000,000 | - | 6,528,351,000 | 194,611,000 | |
| 3 | Kenya Space Agency | 250,000,000 | | | | -1,452,049 |

| Schedule C: National Government Grants/Subsidies and Performance of State Corporations FY 2023/2024 | | | | | | |
|--|--|------------------------------|--------------------------|---|--------------------------------|----------------------------------|
| | State Corporation Name | Recurrent grant Kshs. | GoK Capital Grant | Internally Generated Funds (Kshs.) | Net Profit/Loss (Kshs.) | Surplus/Deficits (Kshs.) |
| 4 | National Defence University-Kenya | 696,848,308 | | 43,307,545 | | 94,432,652 |
| | Sub Total | 1,196,848,308 | 0 | 8,646,811,228 | 26,331,053 | 92,980,603 |
| Ministry of East African Community (EAC), the ASALS and Regional Development | | | | | | |
| 1 | Coast Development Authority | | | 7,700,758 | | -197,992,468 |
| 2 | Ewaso Ng'iro North Development Authority | 335,370,000 | | 16,033,673 | | -44,529,530 |
| 3 | Ewaso Ng'iro South Development Authority | 572,220,000 | 225,330,000 | 69,035,201 | | 241,882,525 |
| 4 | Kerio Valley Development Authority | 242,379,998 | 791,545,000 | 162,029,752 | | -53,150,988 |
| 5 | Lake Basin Development Authority | 1,266,810,000 | | 95,432,478 | | -79,918,868 |
| 6 | National Drought Management Authority | 9,113,420,331 | | 104,598,803 | | 51,207,855 |
| 7 | Tana and Athi Rivers Development Authority | 556,500,000 | 178,980,000 | 112,649,105 | | -437,913,085 |
| | Sub Total | 12,086,700,329 | 1,195,855,000 | 567,479,770 | - | -520,414,559 |
| Ministry of Education | | | | | | |
| 1 | Allupe University | 193,854,767 | 92,927,515 | 180,560,206 | | 5,749,128 |
| 2 | Bomet University College | 286,980,722 | 44,430,648 | 267,925,262 | | 113,967,670 |
| 3 | Centre for Mathematics, Science and Technology Education in Africa | 1,136,976,372 | | 17,748,192 | | 137,616,537 |
| 4 | Chuka University | 1,011,953,346 | 32,500,000 | 1,415,194,360 | | 335,677,834 |
| 5 | Commission for University Education | 232,050,487 | | 260,446,504 | | 57,876,139 |
| 6 | Co-operative University of Kenya | 287,598,006 | 34,743,200 | 934,781,359 | | 144,140,740 |
| 7 | Dedan Kimathi University of Science and Technology | 707,698,875 | 7,500,000 | 1,148,979,368 | | 101,518,939 |
| 8 | Egerton University | 2,042,756,250 | 75,000,000 | 2,565,794,198 | | -18,729,138 |
| 9 | Eldoret National Polytechnic | 42,079,882 | 45,000,000 | 922,708,411 | | 5,069,378 |
| 10 | Garissa University | 481,944,090 | 225,642,792 | 260,865,982 | | 2,969,419 |
| 11 | Higher Education Loans Board | 32,271,881,758 | 33,395,000,000 | 4,863,581,903 | | 1,566,372,537 |
| 12 | Jaramogi Oginga Odinga University of Science & Technology | 787,300,422 | 15,000,000 | 819,009,415 | | -14,723,938 |
| 13 | Jomo Kenyatta Foundation | | 1,761,547,000 | 116,941,480 | -303,547,166 | |
| 14 | Jomo Kenyatta University of Agriculture and Technology | 2,221,263,333 | 65,000,000 | 4,494,874,090 | | -1,266,991,480 |
| 16 | Kabete National Polytechnic | 189,257,530 | | 433,814,009 | | 32,025,693 |
| 17 | Kaimosi Friends University | 390,660,246 | 21,250,000 | 411,946,507 | | 141,080,667 |
| 18 | Karatina University | 592,879,574 | 5,000,000 | 1,172,356,177 | | 572,018,848 |
| 19 | Kenya Coast National Polytechnic | 117,424,125 | 143,707,858 | 365,361,833 | | 71,742,558 |
| 20 | Kenya Education Management Institute | 333,175,000 | | 142,423,426 | | 82,586,345 |
| 21 | Kenya Institute of Curriculum Development | 803,358,544 | | 513,502,114 | | 181,361,413 |
| 22 | Kenya Institute of Special Education | 851,563,620 | 155,000,000 | 101,585,160 | | -2,418,313 |
| 23 | Kenya Literature Bureau | | | 3,459,130,434 | 141,575,859 | |
| 24 | Kenya National Commission for UNESCO | 384,563,940 | | 1,745,514 | | -11,083,175 |
| 25 | Kenya National Examinations Council | 9,565,878,712 | 52,442,000 | 3,449,270,387 | | 888,243,039 |
| 26 | Kenya National Qualifications Authority | 300,000,000 | | 42,002,242 | | -13,831,787 |
| 27 | Kenya Technical Trainers College | 305,686,900 | | 410,867,210 | | 10,948,973 |
| 28 | Kenya Universities and Colleges Central Placement Service | 120,958,109 | | 904,045,488 | | 475,780,324 |

| Schedule C: National Government Grants/Subsidies and Performance of State Corporations FY 2023/2024 | | | | | | |
|---|---|-----------------------|-----------------------|------------------------------------|-------------------------|--------------------------|
| | State Corporation Name | Recurrent grant Kshs. | GoK Capital Grant | Internally Generated Funds (Kshs.) | Net Profit/Loss (Kshs.) | Surplus/Deficits (Kshs.) |
| 29 | Kenyatta University | | | 659,267 | | -1,588,012,452 |
| 30 | Kibabii University | 537,829,707 | 25,871,745 | 819,917,892 | | 1,069,588 |
| 31 | Kirinyaga University | 389,028,876 | | 1,085,349,477 | | 553,805,377 |
| 32 | Kisii National Polytechnic | 246,441,072 | | 650,238,703 | | 234,751,969 |
| 33 | Kisii University | 914,948,000 | | 2,253,860,000 | | 695,103,000 |
| 34 | Kisumu National Polytechnic | 206,872,233 | | 450,227,487 | | 44,986,124 |
| 35 | Kitale National Polytechnic | 178,166,625 | | 414,977,944 | | 58,324,288 |
| 36 | Koitaleel Samoei University College | 138,154,440 | | 181,670,336 | | 44,673,674 |
| 37 | Laikipia University | 677,860,351 | 6,750,000 | 719,886,006 | | 158,841,293 |
| 38 | Maasai Mara University | 800,381,724 | 25,000,000 | 956,336,706 | | 30,451,239 |
| 39 | Machakos University | 769,721,027 | 37,351,454 | 935,585,680 | | 191,813,496 |
| 40 | Mama Ngina University College | 171,135,339 | 24,430,648 | 86,375,708 | | 16,712,628 |
| 41 | Maseno University | 1,303,867,243 | 10,750,000 | 2,634,206,324 | | 427,481,086 |
| 42 | Masinde Muliro University of Science & Technology | 1,318,827,678 | 73,952,982 | 1,994,022,533 | | 126,075,712 |
| 43 | Meru National Polytechnic | 210,129,703 | | 723,034,740 | | 339,376,280 |
| 44 | Meru University of Science & Technology | 632,169,921 | 28,049,571 | 941,823,937 | | 20,845,922 |
| 45 | Moi University | 2,434,809,000 | 48,250,000 | 3,423,702,000 | | -837,775,000 |
| 46 | Multimedia University of Kenya | 523,544,928 | 7,500,000 | 860,776,690 | | 20,942,729 |
| 47 | Muranga University of Technology | 461,442,757 | 21,000,000 | 994,162,177 | | 415,224,536 |
| 48 | National Commission for Science, Technology and Innovation | 170,415,533 | | 101,948,798 | | 2,065,450 |
| 49 | National Council for Nomadic Education (NACONEK) | 3,635,839,073 | | 25,663,233 | | -3,098,024,908 |
| 50 | National Research Fund | 249,046,373 | | | | -18,319,835 |
| 51 | North Eastern National Polytechnic | 77,466,500 | | 25,119,964 | | -73,345,511 |
| 52 | Nyandarua National Polytechnic | 86,773,325 | | 206,928,858 | | 68,561,522 |
| 53 | Nyeri National Polytechnic | 272,046,270 | | 465,125,547 | | 88,596,012 |
| 55 | Pwani University | 607,944,000 | 7,500,000 | 716,808,000 | | -66,866,000 |
| 56 | Rongo University | 515,213,922 | | 793,445,471 | | 166,052,186 |
| 57 | School Equipment Production Unit | 129,900,000 | - | 102,075,741 | 43,562,477 | - |
| 58 | Sigalagala National Polytechnic | 240,362,233 | | 454,782,815 | | 383,336 |
| 59 | South Eastern Kenya University | 750,311,650 | 18,250,000 | 598,282,333 | | 27,293,115 |
| 61 | Technical and Vocational Education and Training Authority | 390,000,000 | | 114,759,538 | | 60,688,797 |
| 62 | Technical University of Kenya | 1,506,803,484 | 5,750,000 | 1,204,247,149 | | -877,965,757 |
| 63 | Technical University of Mombasa | 1,008,820,515 | | 1,006,317,174 | | -139,801,012 |
| 64 | Tharaka University | 268,058,105 | 11,250,000 | 410,216,311 | | 52,836,879 |
| 65 | Tom Mboya University | 344,508,812 | 25,680,648 | 493,539,348 | | 376,042,346 |
| 66 | Turkana University College | 242,596,019 | 10,000,000 | 146,443,869 | | 39,530,706 |
| 67 | TVET Curriculum Development, Assessment and Certification Council | 281,500,000 | | 725,677,661 | | 26,162,482 |
| 68 | Universities Fund | | | | | 0 |
| 69 | University of Eldoret | 1,431,455,194 | 10,965,324 | 1,134,217,439 | | -59,234,876 |
| 70 | University of Embu | 757,756,637 | 5,000,000 | 650,838,068 | | 282,542,254 |
| 71 | University of Kabianga | 648,909,084 | 7,500,000 | 939,320,804 | | 19,636,973 |
| 72 | University of Nairobi | 3,997,073,296 | | 7,970,185,510 | | -1,168,664,532 |
| 73 | University of Nairobi Enterprises and Services | | | 1,461,187,524 | 20,937,803 | |
| | Sub Total | 85,187,875,259 | 36,582,493,385 | 69,551,405,993 | -97,471,027 | 261,829,466 |
| Ministry of Energy and Petroleum | | | | | | |
| 1 | Energy & Petroleum Regulatory Authority | 191,249,815 | | 2,825,636,390 | | 612,920,209 |

| Schedule C: National Government Grants/Subsidies and Performance of State Corporations FY 2023/2024 | | | | | | |
|--|--|------------------------------|--------------------------|---|--------------------------------|----------------------------------|
| | State Corporation Name | Recurrent grant Kshs. | GoK Capital Grant | Internally Generated Funds (Kshs.) | Net Profit/Loss (Kshs.) | Surplus/Deficits (Kshs.) |
| 2 | Geothermal Development Company | 1,791,336,000 | 6,654,477,000 | 2,020,425,000 | 2,079,157,000 | |
| 3 | Kenya Electricity Generating Company | | | 54,292,716,367 | 6,797,048,341 | |
| 4 | Kenya Electricity Transmission Company | 4,288,811,000 | 11,244,288,000 | 5,952,238,430 | 2,475,406,937 | |
| 5 | Kenya Pipeline Company | | | 34,889,036,083 | 6,865,780,701 | |
| 6 | Kenya Power and Lighting Company | | | 239,867,074,000 | 30,080,370,000 | |
| 7 | National Oil Corporation of Kenya | | 430,000,000 | 1,435,583,466 | -1,570,341,041 | |
| 8 | Nuclear Power and Energy Agency | 795,000,000 | | 1,076,866 | | -72,845,100 |
| 9 | Rural Electrification and Renewable Energy Corporation | 480,000,000 | | 2,984,520,000 | | -1,847,181,000 |
| | Sub Total | 7,546,396,815 | 18,328,765,000 | 344,268,306,602 | 46,727,421,938 | -1,307,105,891 |
| Ministry of Environment and Forestry | | | | | | |
| 1 | Kenya Forest Service | 4,467,664,000 | 58077510 | 1,850,361,710 | | -1,722,484,139 |
| 2 | Kenya Forestry Research Institute | 1,966,846,798 | | 121,160,996 | | 85,087,858 |
| 3 | Kenya Water Towers Agency | | | | | 0 |
| 4 | National Environment Trust Fund | 208,000,000 | | 25,281,229 | | 72,711 |
| 5 | National Environmental Management Authority | 838,751,000 | | 813,867,000 | | -36,991,000 |
| | Sub Total | 7,481,261,798 | 58,077,510 | 2,810,670,935 | - | -1,674,314,570 |
| Ministry of Gender, Culture, The Arts and Heritage | | | | | | |
| 1 | Anti-Female Genital Mutilation Board | 248,900,000 | | | | 18,933,690 |
| 2 | Bomas of Kenya | 424,315,363 | 118,134,650 | 259,412,456 | -45,307,091 | |
| 3 | National Heroes Council | 188,360,000 | | | | 31,981,231 |
| 4 | National Museums of Kenya | 1,118,010,000 | | 361,067,061 | | -103,162,998 |
| 5 | Women Enterprise Fund | 297,200,000 | 310,330,000 | 101,648,406 | -330,089,423 | |
| | Sub Total | 2,276,785,363 | 428,464,650 | 722,127,923 | -375,396,514 | -52,248,077 |
| Ministry of Health | | | | | | |
| 1 | Kenya Health Professions Oversight Authority (KHPOA) | 50,562,468 | 12,502,500 | 7,892,926 | | -1,410,124 |
| 2 | Kenya Medical Practitioners and Dentist Council | 760,000,000 | | 388,209,230 | | 273,980,797 |
| 3 | Kenya Medical Research Institute | 3,287,000,000 | | 713,327,667 | | -184,887,420 |
| 4 | Kenya Medical Supplies Authority | 1,188,219,571 | | 7,505,063,330 | | -779,149,423 |
| 5 | Kenya Medical Training College | 6,176,999,979 | | 5,326,672,504 | | 971,986,874 |
| 6 | Kenya Nuclear Regulatory Authority | 174,000,000 | | 91,376,039 | | 191,406,548 |
| 8 | Kenyatta National Hospital | 13,434,748,177 | | 8,607,986,380 | | -251,508,236 |
| 9 | Kenyatta University Teaching and Referral Hospital | 2,985,999,996 | 25,000,000 | 3,645,697,904 | | -1,317,765,753 |
| 10 | National Hospital Insurance Fund | | | 73,843,250,619 | -3,375,387,182 | |
| 11 | Nursing Council of Kenya | 77,916,666 | 86,740,482 | 581,072,716 | | -104,486,581 |
| 12 | Pharmacy and Poisons Board | | - | 1,418,344,993 | | -37,588,524 |
| 13 | The Kenya BioVax Institute Limited | 150,000,000 | 250,000,000 | 48,070,402 | | -15,185,781 |
| | Sub Total | 28,285,446,857 | 374,242,982 | 102,176,964,710 | -3,375,387,182 | -1,254,607,623 |
| Ministry of Information, Communications and the Digital Economy | | | | | | |
| 1 | Communications Authority of Kenya | | | 13,078,399,337 | | 6,773,163,909 |
| 2 | Information & Communication Technology Authority | 587,999,998 | | 784,544,900 | | -50,185,761 |

| Schedule C: National Government Grants/Subsidies and Performance of State Corporations FY 2023/2024 | | | | | | |
|--|--|------------------------------|--------------------------|---|--------------------------------|----------------------------------|
| | State Corporation Name | Recurrent grant Kshs. | GoK Capital Grant | Internally Generated Funds (Kshs.) | Net Profit/Loss (Kshs.) | Surplus/Deficits (Kshs.) |
| 3 | Kenya Broadcasting Corporation | 1,258,916,667 | | 1,623,524,089 | 1,991,451,809 | |
| 4 | Kenya Institute of Mass Communication | 218,000,000 | | 718,338,892 | | 617,692,549 |
| 5 | Kenya Yearbook Editorial Board | 114,500,000 | | 82,430,418 | | -4,555,831 |
| 6 | Konza Technopolis Development Authority | 529,000,000 | 665,000,000 | 225,801,000 | | -57,972,894 |
| 7 | Media Council of Kenya | 1,535,500,000 | | 14,999,461 | | -1,704,105 |
| 8 | Postal Corporation of Kenya | | | 1,998,942,602 | -1,076,794,779 | |
| | Sub Total | 4,243,916,665 | 665,000,000 | 18,526,980,699 | 914,657,030 | 7,276,437,867 |
| Ministry of Interior and National Administration | | | | | | |
| 1 | National Authority for Campaign Against Alcohol & Drug Abuse | 894,470,438 | | | | 17,673,002 |
| 2 | National Crime Research Centre | 211,990,000 | | 373,022 | | 5,249,374 |
| 3 | NGOs Co-ordination Board | 222,640,000 | | 59,976,862 | | 1,303,344 |
| | Sub Total | 1,329,100,438 | - | 60,349,884 | - | 24,225,720 |
| Ministry of Labour and Social Protection | | | | | | |
| 1 | National Council for Children Services | 113,499,997 | | 2,203,922 | | 25,040,506 |
| 2 | National Council for Persons With Disabilities | 1,811,144,033 | | 7,393,442 | | 185,384,297 |
| 3 | National Employment Authority | | | 161,750,000 | | 161,750,000 |
| 4 | National Industrial Training Authority | 507,500,000 | | 1,937,836,540 | | -24,833,145 |
| 5 | National Social Security Fund | | | 105,409,103,106 | 88,125,887,117 | |
| | Sub Total | 2,432,144,030 | - | 107,518,287,010 | 88,125,887,117 | 347,341,658 |
| Ministry of Lands, Public Works, Housing and Urban Development | | | | | | |
| 1 | National Construction Authority | 1,404,000,000 | | 986,937,140 | | 101,920,502 |
| 2 | National Housing Corporation | | | 1,330,700,852 | 129,487,883 | |
| | Sub Total | 1,404,000,000 | - | 2,317,637,992 | 129,487,883 | 101,920,502 |
| Ministry of Mining, Blue Economy and Maritime Affairs | | | | | | |
| 1 | Bandari Maritime Academy | 187,403,005 | | 199,671,946 | | -282,057,384 |
| 2 | Fish levy Trust Fund | 30,000,000 | | | | 2,983,463 |
| 3 | Kenya Fish Marketing Authority | 51,000,000 | | | | 1,706,337 |
| 4 | Kenya Fishing Industries Corporation | 70,000,000 | | 12,372,207 | | 11,028,289 |
| 5 | Kenya Marine and Fisheries Research Institute | 1,507,950,001 | | 15,738,486 | | 310,542,154 |
| 6 | Kenya Maritime Authority | | | 2,230,795,327 | | 815,657,217 |
| 7 | Kenya National Shipping Line | | 118,000,000 | 38,829,179 | -90,847,264 | |
| 8 | National Mining Corporation | 280,000,000 | | | 129,871,719 | |
| | Sub Total | 2,126,353,006 | 118,000,000 | 2,497,407,145 | 39,024,455 | 859,860,076 |
| Ministry of Public Service, Performance and Delivery Management | | | | | | |
| 1 | Human Resource Management Professional Examination Board | 49,999,998 | | 73,124,529 | - | -16,172,707 |
| 2 | Kenya School of Government | 371,540,415 | 225,500,000 | 1,730,182,029 | - | -157,131,478 |
| 3 | National Youth Service | 11,331,742,123 | 42,031,250 | 708,193,334 | - | -211,675,213 |
| | Sub Total | 11,753,282,536 | 267,531,250 | 2,511,499,892 | - | -384,979,398 |
| Ministry of Roads and Transport | | | | | | |
| 2 | Kenya Airports Authority | | 421,350,182 | 23,724,254,492 | 2,866,913,003 | |
| 3 | Kenya Civil Aviation Authority | | | 12,712,509,760 | | 5,993,916,687 |
| 6 | Kenya National Highways Authority | 306,554,934 | | 28,120,807,835 | | -3,230,819,781 |
| 7 | Kenya Ports Authority | | | 67,676,954,000 | 12,893,160,000 | |
| 8 | Kenya Railways Corporation | 2,520,733,040 | | 27,432,313,212 | -50,374,314,943 | |
| 9 | Kenya Roads Board | | | 1,788,475,551 | | -40,529,387 |
| 10 | Kenya Rural Roads Authority | | 22,391,770,718 | 30,068,656,936 | | 26,201,791,067 |
| 11 | Kenya Urban Roads Authority | 14,636,831,185 | 7,469,805,186 | 569,959,441 | | 947,075,163 |
| 13 | Nairobi Metropolitan Area Transport Authority | 373,430,583 | 683,663,293 | - | - | - |

| Schedule C: National Government Grants/Subsidies and Performance of State Corporations FY 2023/2024 | | | | | | |
|--|---|------------------------------|--------------------------|---|--------------------------------|---------------------------------|
| | State Corporation Name | Recurrent grant Kshs. | GoK Capital Grant | Internally Generated Funds (Kshs.) | Net Profit/Loss (Kshs.) | Surplus/Deficits (Kshs.) |
| 14 | National Transport and Safety Authority | 550,400,000 | 255,000,000 | 3,021,757,614 | | -200,426,758 |
| | Sub Total | 18,387,949,742 | 31,221,589,379 | 195,115,688,841 | -34,614,241,940 | 29,671,006,991 |
| Ministry of Tourism and Wildlife | | | | | | |
| 1 | Kenya Safari Lodges and Hotels | | | 500,321,971 | 32,357,804 | |
| 2 | Kenya Tourism Board | 676,650,000 | 50,000,000 | 267,878,146 | | 45,110,964 |
| 3 | Kenya Utalii College | 653,270,000 | | 164,352,207 | | -101,231,756 |
| 4 | Kenya Wildlife Service | 1,860,000,000 | 136,249,998 | 7,742,318,154 | | 228,010,650 |
| 5 | Kenyatta International Convention Centre | 11,000,000 | | 1,438,182,823 | 202,009,653 | |
| 6 | Tourism Fund | 600,000,000 | | 5,001,714,726 | | 484,039,412 |
| 7 | Tourism Promotion Fund (TPF) | | | 3,388,131,421 | -1,260,107,125 | |
| 9 | Tourism Regulatory Authority | 252,923,140 | | 220,040,341 | | -1,261,093 |
| 10 | Tourism Research Institute | 82,944,277 | | | | -5,859,722 |
| 11 | Wildlife Research & Training Institute | 537,000,000 | | 147,092,268 | | 591,785,254 |
| | Sub Total | 4,673,787,417 | 186,249,998 | 18,870,032,057 | -1,025,739,668 | 1,240,593,709 |
| Ministry of Trade, Investments and Industry | | | | | | |
| 1 | Anti-Counterfeit Authority | 350,020,000 | | 238,383,246 | | 30,061,011 |
| 2 | East African Portland Cement Company | | | 6,464,498,112 | 2,244,063,472 | |
| 3 | Export Processing Zones Authority | 153,716,666 | | 587,802,310 | | 42,851,970 |
| 4 | Golf Hotel | | | 230,647,175 | 5,202,275 | |
| 5 | Kenya Accreditation Service | 259,619,874 | | 165,071,931 | | -162,370 |
| 6 | Kenya Bureau of Standards | | | 7,645,360,407 | | 843,117,745 |
| 7 | Kenya Development Corporation | | 444,920,558 | 4,022,967,521 | 2,677,293,863 | |
| 8 | Kenya Export Promotion and Branding Agency | 596,345,132 | | 11,208,429 | | 41,368,845 |
| 9 | Kenya Industrial Property Institute | | | 443,190,601 | | 30,093,808 |
| 10 | Kenya Industrial Research and Development Institute | 700,146,200 | 262,790,000 | 52,215,665 | | -83,775,279 |
| 11 | Kenya Investment Authority | 325,909,990 | | 19,687,319 | | -19,592,514 |
| 12 | Kenya National Trading Corporation | 22,200,000 | 22,200,000 | 12,306,918,009 | -3,204,353,326 | |
| 13 | Numerical Machining Complex | 261,765,115 | -28,862,980 | 214,284,460 | 1,371,828 | |
| 14 | Rivatex East Africa Limited | 47,000,000 | 269,160,000 | 332,206,080 | -367,063,834 | |
| 15 | Scrap Metal Council | 14,187,500 | | 86,740,062 | 15,961,960 | |
| 16 | Special Economic Zones Authority | 90,370,000 | 90,000,000 | 52,079,777 | | -4,276,233 |
| 17 | Sunset Hotel | | | 77,775,738 | 6,015,685 | |
| 18 | Warehouse Receipt Systems Council | 78,250,000 | | 11,000 | 634,319 | |
| | Sub Total | 2,899,530,477 | 1,060,207,578 | 32,951,047,842 | 1,379,126,242 | 879,686,983 |
| Ministry of Water, Sanitation and Irrigation | | | | | | |
| 1 | Athi Water Works Development Agency | 632,789,580 | | 1,137,014,586 | | 105,328,197 |
| 2 | Central Rift Valley Water Works Development Agency | 147,583,334 | 481,750,000 | 26,651,721 | | -46,077,766 |
| 3 | Coast Water Works Development Agency | 852,739,447 | | 1,223,626,589 | | 288,774,744 |
| 4 | Hydrologists Registration Board | 25,000,000 | | | | 417,705 |
| 5 | Kenya Water Institute | 183,000,000 | 800,000,000 | 235,812,874 | | -201,138,584 |
| 6 | Lake Victoria North Water Works Development Agency | 371,000,000 | 428,000,000 | 43,198,354 | | -348,930,468 |
| 7 | Lake Victoria South Water Works Development Agency | 877,605,143 | | 46,172,902 | | -298,329,964 |
| 8 | National Irrigation Authority | 415,500,000 | 7,738,916,667 | 236,592,751 | | -600,475,360 |
| 9 | National Water Harvesting and Storage Authority | 397,500,000 | 1,434,568,776 | 52,076,900 | | -346,095,882 |

| Schedule C: National Government Grants/Subsidies and Performance of State Corporations FY 2023/2024 | | | | | | |
|---|---|-----------------------|-----------------------|------------------------------------|-------------------------|--------------------------|
| | State Corporation Name | Recurrent grant Kshs. | GoK Capital Grant | Internally Generated Funds (Kshs.) | Net Profit/Loss (Kshs.) | Surplus/Deficits (Kshs.) |
| 10 | North Rift Valley Water Works Development Agency | 123,000,000 | 240,000,000 | 5,808,047 | | 55,862,923 |
| 11 | Northern Water Works Development Agency | 2,168,105,676 | 2,168,105,676 | 8,180,699 | | 1,082,010,016 |
| 12 | Regional Center on Ground Water Resources Education Training and Research | 133,400,000 | | | | -13,567,797 |
| 13 | Tana Water Works Development Agency | 212,171,907 | 526,331,840 | 71,524,160 | | -224,522,701 |
| 14 | Tanathi Water Works Development Agency | 131,000,000 | 107,500,000 | -91,935,096 | | -1,646,059,116 |
| 15 | Water Resources Authority | 558,000,000 | | 286,932,673 | | -712,816,614 |
| 16 | Water Sector Trust Fund | 195,543,950 | | 307,239,582 | | 0 |
| 17 | Water Services Regulatory Board | 51,725,894 | | 407,529,310 | | 35,284,575 |
| | Sub Total | 7,475,664,931 | 13,925,172,959 | 3,996,426,052 | | -2,870,336,092 |
| Ministry of Youth Affairs and Sports | | | | | | |
| 1 | Anti-Doping Agency of Kenya | 820,379,996 | | 8,797,124 | | 63,727,544 |
| 2 | Kenya Academy of Sports | 921,189,570 | 271,641,897 | 10,260,598 | | -8,640,468 |
| 3 | Kenya Copyrights Board | 225,766,800 | | 172,3065 | | -4,890,498 |
| 4 | Kenya Cultural Centre | 89,000,000 | | 26,720,079 | | 1,613,869 |
| 5 | Kenya Film Classification Board | 474,400,000 | | 61,971,046 | | 434,752 |
| 6 | Kenya Film Commission | 412,200,092 | 32,250,000 | 5,374,838 | | 34,898,393 |
| 7 | Kenya National Innovation Agency | 382,817,060 | | 64,043,785 | | 30,812,897 |
| 8 | Kenya National Library Service | 307,261,000 | - | 103,039,623 | | -119,325,055 |
| 9 | Presidents Award - Kenya | 123,500,002 | | 45,064,434 | 94,610,776 | |
| 10 | Sports Kenya | 318,586,986 | 2,120,857,546 | 273,989,891 | | -99,306,063 |
| | Sub Total | 4,075,101,506 | 2,424,749,443 | 600,984,483 | 94,610,776 | -100,674,629 |
| The National Treasury and Economic Planning | | | | | | |
| 1 | Capital Markets Authority | | | 950,712,296 | | 54,996,461 |
| 2 | Competition Authority of Kenya | 404,409,068 | - | 201,023,612 | | 59,727,627 |
| 3 | Development Bank of Kenya | | | | | - |
| 4 | Financial Reporting Centre | 829,310,780 | 2,306,364 | | | -38,903,837 |
| 5 | Institute of Certified Investment & Financial Analysts | 24,550,000 | | 24,761,751 | | 8,447,471 |
| 6 | Insurance Regulatory Authority | | | 3,025,543,842 | | 1,747,457,106 |
| 7 | KASNEB Foundation | 62,156,894 | | 153,575 | | 35,279,120 |
| 8 | Kenya Accountants and Secretaries National Examination Board | | | 863,056,260 | | -147,336 |
| 9 | Kenya Deposit Insurance Corporation | | | 34,568,240,806 | 33,648,032,213 | |
| 10 | Kenya Institute for Public Policy Research and Analysis | 481,965,000 | | 122,078,744 | | -81,040,013 |
| 11 | Kenya Institute of Supplies Examination Board | 48,125,000 | | 44,627,291 | | 1,888,162 |
| 12 | Kenya National Bureau of Statistics | 1,215,620,000 | | 109,184,954 | | -432,468,797 |
| 13 | Kenya Revenue Authority | 31,750,936,829 | 168,438,745 | 3,882,979,514 | | 1,856,343,430 |
| 14 | Kenya Trade Network Agency | 496,212,240 | 426,437,760 | 124,149,264 | | -235,464,827 |
| 15 | Kenya Vision 2030 Delivery Secretariat | 241,010,000 | | 54,493 | | 36,107,054 |
| 16 | Local Authorities Provident Fund | | | 19,417,073,951 | 3,445,356,552 | |
| 17 | Nairobi International Financial Centre Authority | 90,360,000 | | 2,911,650 | | 47,833,272 |
| 18 | National Coordinating Agency for Population & Development | 522,960,000 | | 1,049,470 | | 60,187,414 |
| 19 | National Government Constituency Development Fund | 2,676,575,000 | | 112,545,766 | | 122,803,981 |
| 20 | Policy Holders Compensation Fund | | | 3,878,899,644 | | 3,474,222,522 |

| Schedule C: National Government Grants/Subsidies and Performance of State Corporations FY 2023/2024 | | | | | | |
|--|--|----------------------------------|------------------------------|---|------------------------------------|--------------------------------------|
| | State Corporation Name | Recurrent grant Kshs. | GoK Capital Grant | Internally Generated Funds (Kshs.) | Net Profit/Loss (Kshs.) | Surplus/Deficits (Kshs.) |
| 21 | Privatization Commission | 241,620,157 | | 20,177,784 | | -113,742,403 |
| 22 | Public Procurement Regulatory Authority | 397,671,000 | | 66,277,973 | | -9,712,708 |
| 23 | Public Service Superannuation Fund | | | 58,192,953,908 | | 57,488,201,194 |
| 24 | Registration of Certified Public Secretaries Board | 43,800,000 | | 3,261,268 | | 19,279,370 |
| 25 | Retirement Benefits Authority | | | 1,193,511,702 | | 189,431,631 |
| 26 | Consolidated Bank of Kenya | | | 2,206,334,000 | -415,270,000 | |
| 27 | Kenya Post Office Savings Bank | | | 1,907,346,520 | -709,279,028 | |
| 28 | Kenya Reinsurance Corporation | | | 26,505,876,568 | 4,973,126,601 | |
| 29 | Unclaimed Financial Assets Authority | | | 793,667,048 | | 224,660,684 |
| | Sub Total | 39,527,281,968 | 597,182,869 | 158,218,453,654 | 40,941,966,338 | 64,515,386,578 |
| The State Law Office | | | | | | |
| 1 | Business Registration Service | 470,350,000 | | | | -1,662,244 |
| 2 | Council for Legal Education | 200,250,000 | -70,000,000 | 146,128,229 | | 34,037 |
| 3 | Kenya Law Reform Commission | 306,750,000 | | 1,991,836 | | -5,134,825 |
| 4 | Kenya School of Law | 151,310,000 | | 377,365,383 | | 251,079,538 |
| 5 | Nairobi Centre for International Arbitration | 201,999,998 | | 9,941,024 | | 78,770,823 |
| 6 | National Council for Law Reporting | 435,020,800 | | 8,955,260 | | 477,100 |
| | Sub Total | 1,765,680,798 | -70,000,000 | 544,381,732 | - | 323,564,429 |
| | TOTAL | 264,775,705,866 | 110,114,807,178 | 1,143,095,692,964 | 132,735,267,403 | 97,664,864,049 |

Schedule D

| Schedule D: Loans and Guarantees by State Corporations and Government Linked Corporations for FY 2023/2024 | | | | | | |
|--|---|--|---|-------------------------|--------------------------|---------------------------------|
| | State Corporation Name | Total GOK Outstanding Loans/Direct (Kshs.) | Total GOK Outstanding Loans/On Lent (Kshs.) | Total GOK Loans (Kshs.) | Commercial Loans (Kshs.) | Undischarged Guarantees (Kshs.) |
| Ministry of Agriculture and Livestock Development | | | | | | |
| 1 | Agricultural Development Corporation | - | - | | 187,970,000 | |
| 2 | Agricultural Finance Corporation | 486,734,314 | 320,173,445 | 806,907,759 | - | |
| 3 | Agro Chemical & Food Company | - | 2,941,884,000 | 2,941,884,000 | | |
| 4 | Kenya Meat Commission | 940,241,100 | - | 940,241,100 | | |
| 5 | National Cereals and Produce Board | | | | 4,350,000,000 | |
| 6 | Nyayo Tea Zones Development Corporation | | | | 338,070,000 | |
| 7 | South Nyanza Sugar Company | 207,504,015 | - | - | 734,700,000 | |
| Ministry of Co-operatives and Micro, Small and Medium Enterprises (MSME) | | | | | | |
| 1 | New Kenya Creameries Cooperative | | | | 1,579,860,000 | |
| Ministry of East African Community (EAC), the ASALS and Regional Development | | | | | | |
| 1 | Kerio Valley Development Authority | | | | 173,000,000 | |
| 2 | Lake Basin Development Authority | 2,000,000,000 | - | 2,000,000,000 | | |
| Ministry of Education | | | | | | |
| 1 | Jomo Kenyatta University of Agriculture and Technology Enterprises and Services Ltd | | | | 23,000,000 | |
| 2 | Jomo Kenyatta University of Agriculture and Technology | | | | 2,299,000,000 | |
| 3 | Kenyatta University | - | 10,774,498,010 | 10,774,498,010 | 675,360,000 | |
| 4 | Maseno University | | | | 447,300,000 | |
| 5 | Moi University | 231,250,000 | - | 231,250,000 | | |
| 6 | Taita Taveta University | | | | 45,420,000 | |
| 7 | University of Kabianga | | | | 133,750,000 | |
| 8 | University of Nairobi | | | | 422,000,000 | |
| Ministry of Energy and Petroleum | | | | | | |
| 1 | Geothermal Development Company | | | | 1,870,800,000 | |
| 2 | Kenya Electricity Generating Company | - | 78,617,347,100 | 78,617,347,100 | 10,362,160,000 | 27,891,000,000 |
| 3 | Kenya Electricity Transmission Company | - | 2,823,136,860 | 2,823,136,860 | | |
| 4 | Kenya Pipeline Company | | | | 2,456,290,000 | |
| 5 | Kenya Power and Lighting Company | - | 71,316,771,133 | 71,316,771,133 | 23,235,050,000 | |
| 6 | National Oil Corporation of Kenya | | | | 10,120,400,000 | |
| 7 | Rural Electrification and Renewable Energy Corporation | - | 13,588,909,363 | 13,588,909,363 | | |
| Ministry of Information, Communications and the Digital Economy | | | | | | |
| 1 | Postal Corporation of Kenya | | | | 102,700,000 | |
| Ministry of Roads and Transport | | | | | | |
| 1 | Kenya Airports Authority | - | 1,297,016,302 | 1,297,016,302 | 10,408,000,000 | |
| 2 | Kenya Civil Aviation Authority | - | 1,482,051,891 | 1,482,051,891 | | |
| 3 | Kenya Ports Authority | | | | 8,242,780,000 | 43,135,000,000 |
| 4 | Kenya Railways Corporation | - | 737,537,455,891 | 737,537,455,891 | | |
| Ministry of Tourism, Wildlife and Heritage | | | | | | |
| 1 | Kenya Safari Lodges and Hotels | | | | 11,650,448 | |
| 2 | Kenya Utalii College | 122,000,000 | - | 122,000,000 | | |
| Ministry of Water, Sanitation and Irrigation | | | | | | |

| Schedule D: Loans and Guarantees by State Corporations and Government Linked Corporations for FY 2023/2024 | | | | | | |
|--|--|--|---|--------------------------|--------------------------|---------------------------------|
| | State Corporation Name | Total GOK Outstanding Loans/Direct (Kshs.) | Total GOK Outstanding Loans/On Lent (Kshs.) | Total GOK Loans (Kshs.) | Commercial Loans (Kshs.) | Undischarged Guarantees (Kshs.) |
| 1 | Athi Water Works Development Agency | - | 55,109,038,266 | 55,109,038,266 | | |
| 2 | Central Rift Valley Water Works Development Agency | - | 4,354,102,439 | 4,354,102,439 | | |
| 3 | Coast Water Works Development Agency | - | 20,610,674,651 | 20,610,674,651 | | |
| 4 | Lake Victoria North Water Works Development Agency | - | 15,112,843,194 | 15,112,843,194 | | |
| 5 | Lake Victoria South Water Works Development Agency | - | 13,237,278,805 | 13,237,278,805 | | |
| 6 | National Irrigation Board | - | 1,128,486,779 | 1,128,486,779 | | |
| 7 | National Water Harvesting and Storage Authority | - | 2,460,874,897 | 2,460,874,897 | | |
| 8 | Northern Water Works Development Agency | - | 3,762,252,680 | 3,762,252,680 | | |
| 9 | Tana Water Works Development Agency | - | 8,362,071,512 | 8,362,071,512 | | |
| 10 | Tanathi Water Works Development Agency | - | 6,604,935,663 | 6,604,935,663 | | |
| 11 | Water Resources Authority | - | 362,607,995 | 362,607,995 | | |
| The National Treasury and Economic Planning | | | | | | |
| 1 | Kenya Development Corporation | 79,633,635 | 1,381,394,015 | 2,161,027,650 | | |
| Government Linked Corporations | | | | | | |
| 1 | Kenya Airways Ltd | 99,917,057,028 | - | 99,917,057,028 | | 29,139,000,000 |
| 2 | Mumias Sugar Company Ltd | 3,000,000,000 | - | 3,000,000,000 | | |
| 3 | Uchumi Supermarkets | 1,200,000,000 | - | 1,200,000,000 | | |
| 4 | Kenya Mortgage Refinance Company | - | 20,929,441,095 | 20,929,441,095 | | |
| | Total | 108,676,916,077 | 1,072,413,678,526 | 1,182,792,162,063 | 78,207,610,000 | 100,165,000,000 |

Schedule E

| Schedule E: Revenue Receipts from State Corporations and Government-Linked Corporations for FY 2023/2024 | | | | | | |
|--|--|--|--|---|---|-----------------------------------|
| | State Corporation Name | Dividends Paid to GoK within the Year (Kshs) | Surplus Paid to GoK within the Year (Kshs) | Directors Fees Paid to GoK within the Year (Kshs) | Principal Repayment on GOK Loans (Kshs) | Interest paid on GOK loans (Kshs) |
| Ministry of Agriculture and Livestock Development | | | | | | |
| 1 | Agricultural Finance Corporation | - | - | - | 11,080,810 | - |
| 2 | Kenya Veterinary Vaccines Production Institute | - | 8,000,000 | - | - | - |
| Ministry of Education | | | | | | |
| 1 | Kenya Literature Bureau | 8,522,208 | - | - | - | - |
| 2 | Commission for University Education | - | 120,000,000 | - | - | - |
| Ministry of Energy and Petroleum | | | | | | |
| 1 | Energy & Petroleum Regulatory Authority | - | - | 2,470,000 | - | - |
| 2 | Kenya Electricity Generating Company | 2,307,712,044 | - | - | 6,630,028,470 | 1,916,839,607 |
| 3 | Kenya Power and Lighting Company | 783,239 | - | 1,200,000 | - | - |
| 4 | Kenya Pipeline Co. Ltd | 7,000,000,000 | - | - | - | - |
| 5 | Kenya Electricity Transmission Company | - | - | 1,680,000 | - | - |
| Ministry of Information, Communications and the Digital Economy | | | | | | |
| 1 | Communications Authority of Kenya | - | 3,466,900,000 | - | - | - |
| Ministry of Lands, Public Works, Housing and Urban Development | | | | | | |
| 1 | National Housing Corporation | 8,607,448 | - | - | - | - |
| Ministry of Mining, Blue Economy and Maritime Affairs | | | | | | |
| 1 | Kenya Maritime Authority | - | 220,000,000 | - | - | - |
| Ministry of Roads and Transport | | | | | | |
| 1 | Kenya Airports Authority | - | - | - | 206,505,297 | 73,318,328 |
| 2 | Kenya Civil Aviation Authority | - | 450,000,000 | - | 182,324,356 | 60,004,133 |
| 3 | Kenya Ports Authority | 10,576,400,000 | - | - | - | - |
| Ministry of Tourism, Wildlife and Heritage | | | | | | |
| 1 | Kenya Hotel Properties Limited | - | - | 71,250 | - | - |
| Ministry of Trade, Investments and Industry | | | | | | |
| 1 | Kenya Development Corporation | - | - | - | 29,320,713 | 7,550,964 |
| Ministry of Water, Sanitation and Irrigation | | | | | | |
| 1 | Athi Water Works Development Agency | - | - | - | 8,000,000 | 8,939,500 |
| 2 | Central Rift Valley Water Works Development Agency | - | - | - | 20,000,000 | 19,460,000 |
| The National Treasury and Economic Planning | | | | | | |
| 1 | Capital Markets Authority | - | 540,000,000 | 1,680,000 | - | - |
| 2 | Development Bank of Kenya | - | - | 300,000 | - | - |
| 3 | Kenya Reinsurance Corporation | 336,000,000 | - | 624,000 | - | - |
| 4 | Kenya Revenue Authority | - | - | 600,000 | - | - |
| 5 | Privatization Commission | - | - | 1,250,000 | - | - |
| 6 | Insurance Regulatory Authority | - | 1,050,000,000 | - | - | - |
| 7 | Retirement Benefits Authority | - | 27,000,000 | - | - | - |
| 8 | Registration of Certified Public Secretaries Board | - | 20,000,000 | - | - | - |
| Government Linked Corporations | | | | | | |
| 1 | De La Rue Kenya EPZ | - | - | 1,000,000 | - | - |
| 2 | Housing Finance Co. of Kenya | 4,186,875 | - | - | - | - |
| 3 | Kenya Airways Ltd | - | - | 1,339,750 | - | - |
| 4 | Nairobi Securities Exchange | 1,750,000 | - | - | - | - |
| 5 | Safaricom Ltd | 16,406,409,919 | - | 1,187,500 | - | - |
| 6 | Stanbic Holdings PLC | 63,325,206 | - | - | - | - |
| | Total | 36,713,696,938 | 5,901,900,000 | 13,402,500 | 7,087,259,647 | 2,086,112,531 |