




PARLIAMENT
OF KENYA
LIBRARY

REPUBLIC OF KENYA



2021/2022


ESTIMATES OF REVENUE GRANTS AND LOANS

of the

Government of Kenya

for the year ending 30th June, 2022

June, 2021



Estimates of Revenue Grants and Loans

of the

Government of Kenya




TABLE OF CONTENTS

SUMMARY	
Estimates of Revenue, Grants and Loans- Overall Summary I.....	v
Revenue, Grants Due to the Exchequer- Summary II.....	vi-vii
Revenue, Grants Collected as Appropriation in Aid- Summary III.....	viii
TAX REVENUE	
Taxes on Income, Profits and Capital Gains.....	1
Taxes on Goods and Services.....	1-2
Taxes on International Trade & Transactions (customs).....	2
NON-TAX REVENUE	
Receipts from Permission to Use Goods or to Perform Services.....	3
Social Security Contributions.....	3
Property Income.....	4
Sales of Goods and Services.....	5
Receipts from Incidental Sales of Goods and Services.....	7
Fines, Penalties and Forfeitures.....	7
Other Receipts Not Classified Elsewhere.....	7
Receipts from Sale of Non-Financial Assets.....	8
INTERNATIONAL GRANTS	
Grants from Foreign Governments.....	9
Grants from International Organizations.....	9
Grants from Other Levels of Governments.....	9
Revenue, Grants Collected as Appropriation in Aid- Recurrent.....	10-24
Revenue, Grants Collected as Appropriation in Aid- Development.....	25-31
TRANSACTIONS IN FINANCIAL ASSETS AND LIABILITIES	
Repayments from Domestic Lending and On-lending.....	32
Net Domestic Borrowing.....	32
External Borrowing.....	32
ANNEX I: Revenue Collected as Appropriation in Aid by Vote.....	33-34
ANNEX II: Grants Collected as Appropriation in Aid by Vote.....	35

ESTIMATES OF REVENUE AND GRANTS - OVERALL SUMMARY I

Code	Description	Actual Receipts 2018/2019 ¹	Actual Receipts 2019/2020 ²	Revised Estimates I 2020/2021 ³	Revised Estimates II 2020/2021 ³	Projections		
						2021/2022	2022/2023	2023/2024
						Ksh	Ksh	Ksh
111	Taxes on Income, Profits, and Capital Gains	686,994,011,920	706,936,332,091	733,000,037,654	697,010,407,240	834,471,792,342	997,340,271,548	1,178,640,627,624
114	Taxes on Goods and Services	720,515,459,702	705,819,801,545	710,132,880,926	757,069,461,280	839,919,234,847	996,565,540,790	1,170,689,240,699
115	Taxes on International Trade and Transactions	152,374,869,760	151,274,149,315	158,518,949,014	171,291,492,871	181,477,230,113	207,790,676,857	239,968,106,494
110	Taxes	1,559,884,341,383	1,564,030,282,954	1,601,651,867,601	1,625,371,361,397	1,855,868,257,309	2,201,696,489,203	2,589,297,974,827
121	Social Security Contributions	475,162,214	507,639,012	430,644,279	430,644,279	473,475,963	521,174,385	581,850,859
120	Social contributions	475,162,214	507,639,012	430,644,279	430,644,279	473,475,963	521,174,385	581,850,859
131	Grants From Foreign Governments	2,289,317,203	4,151,166,095	7,009,973,664	7,582,986,388	10,826,762,855	18,572,561,922	9,356,958,470
132	Grants From International Organizations	17,412,497,060	15,668,575,188	42,077,327,905	41,283,628,879	31,925,865,305	32,290,552,644	35,636,358,930
133	From other general government units	-	-	23,930,081,689	23,930,081,690	19,249,677,414	-	-
130	Grants	19,701,814,263	19,819,741,283	73,017,383,258	72,796,696,957	62,002,305,574	50,863,114,566	44,993,317,401
141	Property Income	32,194,711,736	120,202,066,748	74,516,177,028	69,626,155,849	35,550,815,231	37,494,206,482	39,512,810,938
142	Sales of Goods and Services	99,967,727,342	96,030,880,476	130,767,761,025	112,295,038,297	125,250,200,876	137,464,968,160	143,447,449,740
143	Fines, Penalties, and Forfeitures	1,567,710,242	1,283,473,267	1,152,799,278	1,152,799,278	1,267,456,170	1,395,140,922	1,557,566,846
144	Other Receipts Not Classified Elsewhere	1,045,281,828	1,974,941,557	23,580,994,985	13,330,994,985	3,360,192,872	3,306,090,321	3,306,090,321
140	Other Revenue	134,775,431,148	219,491,362,048	230,017,732,317	196,404,988,410	165,428,665,149	179,660,405,885	187,823,917,846
311	Receipts from Sale of Fixed Assets	35,832,065	5,939,620	8,156,000	8,156,000	8,156,000	8,156,000	8,156,000
312	Receipts from Sale of Inventories, Stocks and Commodities	7,401,450,586	8,305,299,081	8,087,073,630	8,087,073,630	9,262,409,000	10,046,889,713	10,729,989,713
314	Receipts from Sale of Non-Produced Assets	503,389,862	1,849,125,557	2,308,000,000	2,008,000,000	3,119,000,000	3,140,000,000	3,169,000,000
320	Transactions in Financial Assets	2,011,605,251	1,788,743,863	5,523,000,000	5,523,000,000	4,500,000,000	4,600,000,000	4,750,000,000
	Receipts from Sale of Assets	9,952,277,764	11,949,108,121	15,926,229,630	15,626,229,630	16,889,565,000	17,795,045,713	18,657,145,713
	TOTAL REVENUE EXCLUSIVE OF GRANTS	1,705,087,212,509	1,795,978,392,136	1,848,026,473,826	1,837,833,223,714	2,038,659,963,414	2,399,673,115,187	2,796,360,889,245
	TOTAL REVENUE INCLUSIVE OF GRANTS	1,724,789,026,772	1,815,798,133,419	1,921,043,857,084	1,910,629,920,668	2,100,662,268,988	2,450,536,229,753	2,841,354,206,645

REVENUE AND GRANTS TO THE EXCHEQUER - SUMMARY II

Code	Description	Actual Receipts	Actual Receipts	Revised	Revised	Projections		
		2018/2019 ¹	2019/2020 ²	Estimates I	Estimates II	2021/2022	2022/2023	2023/2024
		Ksh	Ksh	2020/2021 ³	2020/2021 ³	Ksh	Ksh	Ksh
1111	Payable by Individuals	393,439,728,578	399,201,238,660	388,698,830,414	361,025,000,000	435,926,543,418	512,703,611,880	608,737,692,928
1112	Payable by Corporations and Other Enterprises (Net ⁴)	291,890,221,299	307,735,093,430	344,301,207,240	335,985,407,240	398,545,248,924	484,636,659,668	569,902,934,696
1110	Taxes on Income, Profits, and Capital Gains	685,329,949,877	706,936,332,091	733,000,037,654	697,010,407,240	834,471,792,342	997,340,271,548	1,178,640,627,624
11410	General Taxes on Goods and Services	427,435,080,320	397,486,896,103	402,817,938,673	416,614,446,548	481,298,819,715	593,914,931,894	701,939,758,880
11411	Value Added Taxes (Net ⁴)	414,143,407,776	383,713,188,534	395,185,458,766	403,098,827,164	472,907,216,823	584,677,950,869	691,627,384,568
11414	Taxes on Financial and Capital Transactions	13,291,672,544	13,773,707,569	7,632,479,907	13,515,619,384	8,391,602,892	9,236,981,026	10,312,374,312
11420	Excises (Net ⁴)	196,608,900,149	198,031,613,875	211,935,529,410	221,133,606,428	244,482,053,037	300,957,445,473	351,046,639,372
11450	Taxes on Use of Goods, Permission to Use Goods	2,494,335,670	1,959,227,809	2,370,314,475	2,370,314,475	2,606,064,876	2,868,602,355	3,202,572,480
11451	Motor Vehicles Taxes	2,222,193,603	1,809,969,384	2,068,032,252	2,068,032,252	2,273,717,800	2,502,774,315	2,794,153,791
11452	Other	272,142,067	149,258,425	302,282,223	302,282,223	332,347,076	365,828,040	408,418,689
11460	Other Taxes on Goods and Services	776,306,907	859,480,302	901,781,400	901,781,400	991,472,169	1,091,354,027	1,218,412,293
1140	Taxes on Goods and Services	627,314,623,046	598,337,218,089	618,025,563,958	641,020,148,851	729,378,409,796	898,832,333,749	1,057,407,383,024
1151	Customs and Other Import Duties (Net ⁴)	106,874,931,944	98,022,236,444	96,290,554,146	102,417,770,241	118,954,111,962	144,875,824,248	170,393,652,974
1156	Other Taxes on International Trade and Transactions	24,196,727,815	29,994,209,654	28,997,081,588	35,642,409,348	31,881,118,151	35,092,852,610	39,178,453,521
1150	Taxes on International Trade and Transactions	131,071,659,758	128,016,446,098	125,287,635,733	138,060,179,590	150,835,230,113	179,968,676,857	209,572,106,494
110	Taxes	1,443,716,232,682	1,433,289,996,277	1,476,313,237,346	1,476,090,735,681	1,714,685,432,251	2,076,141,282,154	2,445,620,117,143

REVENUE AND GRANTS TO THE EXCHEQUER - SUMMARY II (CONT'D)

Code	Description	Actual Receipts 2018/2019 ¹	Actual Receipts 2019/2020 ²	Revised Estimates I 2020/2021 ³	Revised Estimates II 2020/2021 ³	Projections		
						2021/2022	2022/2023	2023/2024
						Ksh	Ksh	Ksh
1211	Employee Contributions	475,162,214	507,639,012	430,644,279	430,644,279	473,475,963	521,174,385	581,850,859
1210	Social Security Contributions	475,162,214	507,639,012	430,644,279	430,644,279	473,475,963	521,174,385	581,850,859
1200	Social Contributions	475,162,214	507,639,012	430,644,279	430,644,279	473,475,963	521,174,385	581,850,859
1311	Current	2,074,386,647	3,618,788,074	4,895,311,684	5,139,485,619	4,486,162,855	5,535,861,922	5,674,258,470
1310	Grants from Foreign Governments	2,074,386,647	3,618,788,074	4,895,311,684	5,139,485,620	4,486,162,855	5,535,861,922	5,674,258,470
1321	Current	10,678,034,436	10,643,235,662	20,364,903,754	19,900,043,515	12,244,942,794	12,025,122,469	12,325,750,530
1320	Grants from International Organizations	10,678,034,436	10,643,235,662	20,364,903,754	19,900,043,516	12,244,942,794	12,025,122,469	12,325,750,530
1330	From other general government units	-	-	23,930,081,689	23,930,081,690	19,249,677,414	-	-
1331	Current	-	-	23,930,081,689	23,930,081,689	19,249,677,414	-	-
1300	Grants	12,752,421,083	14,262,023,736	49,190,297,127	48,969,610,826	35,980,783,063	17,560,984,291	18,000,009,001
1411	Interest	2,177,611,133	1,796,794,495	1,886,634,220	1,886,634,220	1,980,965,931	2,080,014,227	2,184,014,939
1412	Dividends	18,763,157,461	46,045,152,000	45,067,655,534	40,067,655,534	29,996,038,311	31,495,840,226	33,070,632,238
1413	Withdrawals from Income of Quasi-Corporations	8,000,000,000	70,100,843,249	24,400,000,000	24,400,000,000	-	-	-
1415	Rent	1,694,663,736	1,472,386,865	1,811,570,337	1,811,570,337	1,991,748,300	2,192,398,937	2,447,643,707
1410	Property Income	30,635,432,330	119,415,176,613	73,165,860,097	68,165,860,098	33,968,752,549	35,768,253,398	37,702,290,892
1421	Sales by Market Establishments	689,716,987	437,454,997	362,221,234	362,221,234	398,247,593	438,367,438	489,403,312
1422	Administrative Fees	23,077,111,344	17,926,437,519	21,112,187,550	21,112,187,550	23,211,996,134	25,550,394,916	28,525,038,155
1423	Incidental Sales by Non-market	10,175,006	4,271,111	6,397,616	6,397,616	7,033,920	7,742,524	8,643,929
1420	Sales of Goods and Services	23,777,003,337	18,368,163,627	21,480,806,400	21,480,806,400	23,617,277,648	25,996,504,878	29,023,085,396
1430	Fines, Penalties, and Forfeitures	1,567,710,242	1,283,473,267	1,152,799,278	1,152,799,278	1,267,456,170	1,395,140,922	1,557,566,846
1440	Other Receipts Not Classified Elsewhere	290,528,843	865,882,218	21,465,974,155	11,465,974,155	1,611,779,279	1,774,151,471	1,774,151,471
1400	Other Revenue	56,270,674,752	139,932,695,724	117,265,439,931	102,265,439,932	60,465,265,646	64,934,050,670	70,057,094,605
311	Receipts from Sale of Non-Financial Assets	18,896,182	1,589,520	-	-	-	-	-
312	Receipts from Sale of Inventories, Stocks and Commodities	710,961	-	-	-	-	-	-
310	Receipts from Sale of Assets	19,607,143	1,589,520	-	-	-	-	-
	TOTAL REVENUE EXCLUSIVE OF GRANTS (EXCHEQUER)	1,500,481,676,791	1,573,731,920,534	1,594,009,321,555	1,578,786,819,891	1,775,624,173,860	2,141,596,507,209	2,516,259,062,607
	TOTAL REVENUE INCLUSIVE OF GRANTS (EXCHEQUER)	1,513,234,097,873	1,587,993,944,270	1,643,199,618,682	1,627,756,430,717	1,811,604,956,923	2,159,157,491,600	2,534,259,071,608

REVENUE AND GRANTS COLLECTED AS APPROPRIATION IN AID - SUMMARY III

Code	Description	Actual Receipts	Actual Receipts	Revised	Revised	Projections		
		2018/2019 ¹	2019/2020 ²	Estimates I	Estimates II	2021/2022	2022/2023	2023/2024
		Ksh	Ksh	Ksh	Ksh	Ksh	Ksh	Ksh
Recurrent Appropriation in Aid								
1110	Taxes on Income, Profits, and Capital Gains	1,664,062,043	-	-	-	-	-	-
1140	Taxes on Goods and Services (include RML)	74,667,262,852	77,536,129,431	68,337,204,758	69,937,204,758	66,202,296,480	60,097,107,041	71,207,210,380
1100	Taxes	76,331,324,895	77,536,129,431	68,337,204,758	69,937,204,758	66,202,296,480	60,097,107,041	71,207,210,380
1410	Property Income	392,307,072	184,890,135	297,316,931	407,295,751	982,591,253	1,026,053,084	1,031,591,475
1420	Sales from Goods and Services	72,424,228,243	74,386,362,655	98,999,804,625	80,026,081,897	91,115,773,228	101,381,313,281	104,419,214,345
1440	Other Receipts Not Classified Elsewhere	754,752,985	1,109,059,339	2,115,020,830	1,865,020,830	1,748,413,593	1,531,938,850	1,531,938,850
1450	Insurance Premiums, Fees and Claims	-	-	-	1,900,000	-	-	-
1400	Other Revenue	73,571,288,300	75,680,312,129	101,412,142,386	82,300,298,478	93,846,778,074	103,939,305,215	106,982,744,670
3110	Receipts from Sale of Fixed Assets	16,935,883	4,350,100	8,156,000	8,156,000	8,156,000	8,156,000	8,156,000
3120	Receipts from Sale of Inventories, Stocks and Commodities	7,400,739,625	8,305,299,081	7,919,073,630	7,919,073,630	9,094,409,000	9,878,889,713	10,561,989,713
3140	Receipts from Sale of Non-Produced Assets	503,389,862	1,849,125,557	2,308,000,000	2,008,000,000	3,119,000,000	3,140,000,000	3,169,000,000
3200	Transactions in Financial Assets	2,011,605,251	1,788,743,863	5,523,000,000	5,523,000,000	4,500,000,000	4,600,000,000	4,750,000,000
	Receipts from Sale of Assets	9,932,670,621	11,947,518,601	15,758,229,630	15,458,229,630	16,721,565,000	17,627,045,713	18,489,145,713
	Total Recurrent Appropriation in Aid	159,835,283,817	165,163,960,161	185,507,576,774	167,695,732,866	176,770,639,554	181,663,457,969	196,679,100,763
Development Appropriation in Aid								
1140	Taxes on Goods and Services ⁵	18,533,573,803	29,946,454,025	23,770,112,210	46,112,107,671	44,338,528,571	37,636,100,000	42,074,647,295
1150	Taxes on international trade and transactions (RDL)	21,303,210,002	23,257,703,217	33,231,313,281	33,231,313,281	30,642,000,000	27,822,000,000	30,396,000,000
1100	Taxes	39,836,783,805	53,204,157,242	57,001,425,491	79,343,420,952	74,980,528,571	65,458,100,000	72,470,647,295
1310	Grants From Foreign Governments	214,930,557	532,378,021	2,114,661,980	2,443,500,768	6,340,600,000	13,036,700,000	3,682,700,000
1311	Current	-	-	-	-	-	-	-
1312	Capital	214,930,557	532,378,021	2,114,661,980	2,443,500,768	6,340,600,000	13,036,700,000	3,682,700,000
1320	Grants From International Organizations	6,734,462,624	5,025,339,526	21,712,424,151	21,383,585,363	19,680,922,511	20,265,430,175	23,310,608,400
1322	Capital	6,734,462,624	5,025,339,526	21,712,424,151	21,383,585,363	19,680,922,511	20,265,430,175	23,310,608,400
1300	Grants	6,949,393,180	5,557,717,547	23,827,086,131	23,827,086,131	26,021,522,511	33,302,130,175	26,993,308,400
1410	Property Income	1,166,972,334	602,000,000	1,053,000,000	1,053,000,000	599,471,429	699,900,000	778,928,571
1420	Sales from Goods and Services	3,766,495,762	3,276,354,195	10,287,150,000	10,788,150,000	10,517,150,000	10,087,150,000	10,005,150,000
1400	Other Revenue	4,933,468,096	3,878,354,195	11,340,150,000	11,841,150,000	11,116,621,429	10,787,050,000	10,784,078,571
3140	Receipts from Sale of Non-Produced Assets	-	-	168,000,000	168,000,000	168,000,000	168,000,000	168,000,000
	Other Receipts from Sale of Assets	-	-	168,000,000	168,000,000	168,000,000	168,000,000	168,000,000
	Total Development Appropriation in Aid	51,719,645,081	62,640,228,984	92,336,661,622	115,179,657,083	112,286,672,511	109,715,280,175	110,416,034,266
	TOTAL REVENUE EXCLUSIVE OF GRANTS	204,605,535,717	222,246,471,598	254,017,152,265	259,048,303,818	263,035,789,554	258,076,607,969	280,101,826,629
	TOTAL REVENUE AND GRANTS INCLUSIVE OF GRANTS	211,554,928,898	227,804,189,145	277,844,238,396	282,875,389,949	289,057,312,065	291,378,738,144	307,095,135,029

REVENUE AND GRANTS DUE TO THE EXCHEQUER- DETAILED

Code	Description	Actual Receipts 2018/2019 ¹	Actual Receipts 2019/2020 ²	Revised Estimates I 2020/2021 ³	Revised Estimates II 2020/2021 ³	Estimates 2021/2022	Estimates 2022/2023	Estimates 2023/2024
		Ksh	Ksh	Ksh	Ksh	Ksh	Ksh	Ksh
	1110000 Taxes on Income, Profits and Capital Gains (Receiver of Revenue - Principal Secretary to the National Treasury)							
1111000	Income Tax from Individuals (P.A.Y.E)							
1111001	Income Tax from Individuals (P.A.Y.E)	393,439,728,578	399,201,238,660	388,698,830,414	361,025,000,000	435,926,543,418	512,703,611,880	608,737,692,928
1112000	Income Tax from Corporations (Other Enterprises)							
1112001	Income Tax from Corporations (Other Enterprises) ⁶	292,405,902,170	308,069,466,020	344,601,207,240	336,285,407,240	399,325,248,924	484,996,659,668	570,262,934,696
1112003	Refunds	(515,680,871)	(334,372,590)	(300,000,000)	(300,000,000)	(780,000,000)	(360,000,000)	(360,000,000)
	Total Taxes on Income, Profits and Capital Gains (Net⁴)	685,329,949,877	706,936,332,091	733,000,037,654	697,010,407,240	834,471,792,342	997,340,271,548	1,178,640,627,624
	1140000 Taxes on Goods and Services (Receiver of Revenue - Principal Secretary to the National Treasury)							
1141110	VAT on Domestic Goods and Services							
1141111	Receipt from VAT on Domestic Goods and Services	244,363,792,139	239,361,833,072	226,241,832,093	217,645,983,170	269,031,036,751	324,300,222,591	370,461,645,147
1141112	Refund of VAT on Domestic Goods and Services	(13,588,247,826)	(25,477,660,434)	(20,040,000,000)	(20,040,000,000)	(20,040,000,000)	(20,040,000,000)	(20,040,000,000)
1141120	VAT on Imported Goods and Services							
1141121	Receipts from VAT on Imported Goods and Services	183,367,863,463	169,829,015,896	188,983,626,673	205,492,843,994	223,916,180,072	280,417,728,278	341,205,739,421
	Total VAT (Net⁴)	414,143,407,776	383,713,188,534	395,185,458,766	403,098,827,164	472,907,216,823	584,677,950,869	691,627,384,568

REVENUE AND GRANTS DUE TO THE EXCHEQUER- DETAILED (CONT'D)

Code	Description	Actual Receipts 2018/2019 ¹	Actual Receipts 2019/2020 ²	Revised Estimates I 2020/2021 ³	Revised Estimates II 2020/2021 ³	Estimates 2021/2022	Estimates 2022/2023	Estimates 2023/2024
		Ksh	Ksh	Ksh	Ksh	Ksh	Ksh	Ksh
1141400	Taxes on Financial and Capital Transactions (Receiver of Revenue - Principal Secretary to the National Treasury)							
1141402	Second Hand Motor Vehicle Purchase Tax	192,318,560	186,465,666	202,770,996	202,770,996	222,938,507	245,397,546	273,967,365
1141403	Capital Gains Tax	2,951,245,512	4,484,386,870	1,264,552,901	1,264,552,901	1,390,324,758	1,530,387,410	1,708,559,081
1141404	Stamp Duty							
1141404	Stamp duty	10,117,000,401	9,087,406,784	6,158,167,862	12,041,307,338	6,767,702,071	7,449,876,636	8,318,528,433
1141405	Stamp Duty Refunds	(1,865,093)	(17,019)	(6,000,000)	(6,000,000)	(3,000,000)	(3,000,000)	(3,000,000)
1141404	(Receiver of Revenue - Principal Secretary of Ministry of Land and Physical Planning)							
1141404	Stamp duty	32,973,164	15,465,267	12,988,148	12,988,148	13,637,556	14,319,434	14,319,434
	Total Stamp Duty	10,148,108,472	9,102,855,032	6,165,156,010	12,048,295,487	6,778,339,627	7,461,196,070	8,329,847,866
	Total Taxes on Financial and Capital Transactions	13,291,672,544	13,773,707,569	7,632,479,907	13,515,619,384	8,391,602,892	9,236,981,026	10,312,374,312
1142000	Excise Taxes	194,744,475,189	195,721,616,840	209,266,261,739	218,464,338,758	241,529,666,202	297,653,238,989	347,354,551,722
1142007	Excise Refunds	(434,680,576)	(451,791,679)	(480,000,000)	(480,000,000)	(480,000,000)	(480,000,000)	(480,000,000)
1142008	Anti-adulteration Levy	2,299,105,536	2,761,788,714	3,149,267,671	3,149,267,671	3,432,386,834	3,784,206,485	4,172,087,649
1146000	Other Taxes on Goods and Services (Receiver of Revenue - Principal Secretary to the State Department for Mining)							
1146001	Cement Levy	776,306,907	859,480,302	901,781,400	901,781,400	991,472,169	1,091,354,027	1,218,412,293
	Total Taxes on Goods and Services (Net⁴)	624,820,287,376	596,377,990,280	615,655,249,483	638,649,834,376	726,772,344,920	895,963,731,395	1,054,204,810,544
	1150000 Taxes on Inter. Trade & Transactions (Receiver of Revenue - Principal Secretary to the National Treasury)							
1151000	Receipts from Customs and Other Import Duties							
1151001	Customs Duties	107,029,154,821	98,390,529,358	96,470,554,146	102,597,770,241	119,134,111,962	145,055,824,248	170,573,652,974
1151003	Customs Duties Refunds	(154,222,878)	(368,292,915)	(180,000,000)	(180,000,000)	(180,000,000)	(180,000,000)	(180,000,000)
1156000	Other Taxes on International Trade and Transactions							
1156001	Import Declaration and Inspection Fees	24,196,727,815	29,994,209,654	28,997,081,588	35,642,409,348	31,881,118,151	35,092,852,610	39,178,453,521
	Total Taxes on International Trade & Transactions (Net⁴)	131,071,659,758	128,016,446,098	125,287,635,733	138,060,179,590	150,835,230,113	179,968,676,857	209,572,106,494

REVENUE AND GRANTS DUE TO THE EXCHEQUER- DETAILED (CONT'D)								
Code	Description	Actual Receipts 2018/2019 ¹	Actual Receipts 2019/2020 ²	Revised Estimates I 2020/2021 ³	Revised Estimates II 2020/2021 ³	Estimates 2021/2022	Estimates 2022/2023	Estimates 2023/2024
		Ksh	Ksh	Ksh	Ksh	Ksh	Ksh	Ksh
114500	Receipts from Permission to use Goods or to Perform Services and Activities (Receiver of Revenue - Principal Secretary to the National Treasury)							
1145006	Licences under Traffic Act (Receiver of Revenue - Principal Secretary to State Department for Interior and Citizen Services)	2,222,193,603	1,809,969,384	2,068,032,252	2,068,032,252	2,273,717,800	2,502,774,315	2,794,153,791
1145014	Licences under Betting, Lotteries and Gaming Act (Receiver of Revenue - Principal Secretary to the State Department for Mining)	264,938,942	145,209,425	278,921,963	278,921,963	306,663,415	337,556,982	376,856,241
1145013	Mineral Export Licence Fee	7,203,125	4,049,000	6,907,853	6,907,853	7,594,905	8,360,023	9,333,318
1145009	Prospecting Fee	-	-	16,452,407	16,452,407	18,088,756	19,911,035	22,229,129
	Total Receipts from Permission to use Goods or to Perform Services and Activities	2,494,335,670	1,959,227,809	2,370,314,475	2,370,314,475	2,606,064,876	2,868,602,355	3,202,572,480
1211030	1210000 Social Security Contributions (Receiver of Revenue - Principal Secretary to the National Treasury) Contribution from Government Employees to Social and Welfare Schemes within Government							
1211031	Contribution from Government Employees to Social and Welfare Schemes within Government (WCPS) (Receiver of Revenue - Principal Secretary to the National Treasury- Pensions Department)	213,142,905	192,836,808	175,524,924	175,524,924	192,982,553	212,423,800	237,154,730
1211033	Contribution from Government Employees to Social and Welfare Schemes within Government	262,019,309	314,802,204	255,119,355	255,119,355	280,493,410	308,750,585	344,696,129
	Total Social Security Contributions	475,162,214	507,639,012	430,644,279	430,644,279	473,475,963	521,174,385	581,850,859

REVENUE AND GRANTS DUE TO THE EXCHEQUER- DETAILED (CONT'D)

Code	Description	Actual Receipts 2018/2019 ¹	Actual Receipts 2019/2020 ²	Revised Estimates I 2020/2021 ³	Revised Estimates II 2020/2021 ³	Estimates 2021/2022	Estimates 2022/2023	Estimates 2023/2024
		Ksh	Ksh	Ksh	Ksh	Ksh	Ksh	Ksh
	1410000 Property Income							
	(Receiver of Revenue - Director General, Public Investment & Portfolio Management)							
1411000	Interest Received							
1411201	Interest	2,177,611,133	1,796,794,495	1,886,634,220	1,886,634,220	1,980,965,931	2,080,014,227	2,184,014,939
1412000	Profits and Dividends							
1412101	Dividends from Central Bank of Kenya (CBK)	800,000,000	11,387,674,000	12,500,000,000	7,500,000,000	-	-	-
1412103	Other Profits and Dividends	17,963,157,461	34,657,478,000	32,567,655,534	32,567,655,534	29,996,038,311	31,495,840,226	33,070,632,238
1413000	Withdrawals from Income of quasi-corporations							
1413101	Surplus funds from Regulatory Authority	8,000,000,000	70,100,843,249	24,400,000,000	24,400,000,000	-	-	-
	(Receiver of Revenue - The Principal Secretary to the National Treasury)							
1415001	Rent of Land	610,032,875	471,591,701	627,581,170	627,581,170	690,000,108	759,511,382	847,935,667
	(Receiver of Revenue - The Principal Secretary to the Ministry of Lands and Physical Planning)							
1415001	Rent of Land	40,752,253	18,666,848	22,506,512	22,506,512	24,745,000	27,237,835	30,408,934
1415009	Stand Premia on Town Plots	114,923,611	93,377,919	74,207,927	74,207,927	81,588,614	89,807,929	100,263,601
1410500	Receipt from Royalties							
	(Receiver of Revenue - The Principal Secretary to the State Department for Mining)							
1415003	Royalty on Carbon Dioxide	6,433,076	-	21,342,377	21,342,377	23,465,080	25,828,975	28,836,051
1415004	Mining Royalties	74,422,975	193,379,152	146,505,922	146,505,922	161,077,334	177,304,420	197,946,660
1415005	Magadi Soda Royalty	195,135,000	105,234,970	175,985,087	175,985,087	193,488,483	212,980,699	237,776,464
1415006	Base Titanium Royalty	519,564,262	508,572,099	613,512,301	613,512,301	674,531,956	742,484,953	828,926,976
	(Receiver of Revenue - The Principal Secretary to the State Department for Fisheries, Aquaculture and the Blue Economy)							
1415008	Fishing Rights	133,399,684	81,564,175	129,929,042	129,929,042	142,851,725	157,242,745	175,549,353
	Total Property Income	30,635,432,329	119,415,176,609	73,165,860,091	68,165,860,091	33,968,752,542	35,768,253,390	37,702,290,883

REVENUE AND GRANTS DUE TO THE EXCHEQUER- DETAILED (CONT'D)

Code	Description	Actual Receipts 2018/2019 ¹	Actual Receipts 2019/2020 ²	Revised Estimates I 2020/2021 ³	Revised Estimates II 2020/2021 ³	Estimates 2021/2022	Estimates 2022/2023	Estimates 2023/2024
		Ksh	Ksh	Ksh	Ksh	Ksh	Ksh	Ksh
	1420000 Sales of Goods and Services							
1421000	Sales of Market Establishments							
	(Receiver of Revenue - The Principal Secretary to the State Department for Housing and Urban Development)							
1421003	Rent of Government Buildings and Housing	230,294,826						
	(Receiver of Revenue - The Principal Secretary to the Ministry of Defence)							
1421003	Rent of Government Buildings and Housing	459,422,161	437,454,997	362,221,234	362,221,234	398,247,593	438,367,438	489,403,312
1422000	Administrative Fees and Charges							
	(Receiver of Revenue - The Principal Secretary to the National Treasury)							
1422001	Fees under Traffic Act	1,646,575,108	1,573,931,555	1,676,974,822	1,676,974,822	1,843,765,976	2,029,508,731	2,265,789,401
	(Receiver of Revenue - Principal Secretary to the Ministry of Lands and Physical Planning)							
1422003	Other Land Revenue	1,020,683,973	900,771,689	906,316,086	906,316,086	996,457,873	1,096,841,996	1,224,539,185
1422004	Land Adjudication and Case Fees	2,814,183	62,013,491	1,361,654	1,361,654	1,497,084	1,647,901	1,839,754
1422017	Conveyance Fees	6,122,517	8,098,141	7,497,438	7,497,438	8,243,130	9,073,551	10,129,917
1420219	Land Valuation Fees	11,564,435	121,882,851	46,711,743	46,711,743	51,357,671	56,531,493	63,113,036
1422020	Land Registration Fees	20,938,055	9,922,665	16,840,165	16,840,165	18,515,080	20,380,307	22,753,035
1422005	Sale of Freehold Interest in Agricultural Land			275	275	303	333	372
	(Receiver of Revenue - Solicitor General to the State Law Office and Department of Justice)							
1422008	Official Receiver's Fees	3,136,443	3,047,398					
1422009	Registration of Companies	779,471,060	822,443,471					
1420211	Registration of Coat of Arms	10,000	46,000	22,617	22,617	24,866	27,371	30,558
1422012	Registration of Business Names	62,419,982	32,242,037					
1422013	Registration of Marriages	132,552,438	94,548,812	111,083,889	111,083,889	122,132,242	134,435,961	150,087,345
1420214	Registration of Hire Purchase Agreement	4,340,754	4,340,754					
1422015	Registration of Societies	7,604,100	5,073,900	7,359,658	7,359,658	8,091,646	8,906,806	9,943,760
1422018	Registration of Newspapers, Books and Periodicals	75,200	129,000	120,353	120,353	132,323	145,654	162,611
1422031	Public Trustee Fees	81,869,141	66,265,500	80,377,505	80,377,505	88,371,815	97,274,476	108,599,423
1422032	Business Names Search Fees	561,425,866	289,995,496					

REVENUE AND GRANTS DUE TO THE EXCHEQUER- DETAILED (CONT'D)

Code	Description	Actual Receipts 2018/2019 ¹	Actual Receipts 2019/2020 ²	Revised Estimates I 2020/2021 ³	Revised Estimates II 2020/2021 ³	Estimates 2021/2022	Estimates 2022/2023	Estimates 2023/2024
		Ksh	Ksh	Ksh	Ksh	Ksh	Ksh	Ksh
	(Receiver of Revenue - Business Registration Service)							
1422008	Official Receiver's Fees	-	-	2,694,029	2,694,029	2,961,976	3,260,368	3,639,948
1422009	Registration of Companies	-	-	351,983,335	351,983,335	386,991,437	425,977,326	475,570,711
1422012	Registration of Business Names	-	-	45,755,357	45,755,357	50,306,164	55,374,055	61,820,846
1420214	Registration of Hire Purchase Agreement	-	-	2,560,424	2,560,424	2,815,083	3,098,677	3,459,433
1422032	Business Names Search Fees	-	-	411,538,745	411,538,745	452,470,201	498,052,484	556,037,046
	(Receiver of Revenue - The Principal Secretary to the State Department for Interior and Citizen Services)							
1422023	Licence Fees	39,788,610	48,280,250	35,707,248	35,707,248	39,258,675	43,213,631	48,244,674
1422024	Registration of Births and Deaths	152,189,326	116,184,053	238,435,439	238,435,439	262,150,119	288,559,374	322,154,205
1422028	Identity Card Fees	88,646,705	106,914,579	127,755,220	127,755,220	140,461,697	154,611,943	172,612,266
1422034	Certificate of Good Conduct Fees	1,015,720,908	781,676,260	998,253,764	998,253,764	1,097,539,630	1,208,106,826	1,348,757,756
1422035	Hire of Security Services Fees	565,588,252	893,076,950	934,122,757	934,122,757	1,027,030,182	1,130,494,189	1,262,109,254
1422025	Immigration Visas and Other Consular Fees	4,724,684,225	3,779,188,782	4,195,691,438	4,195,691,438	4,612,993,003	5,077,710,348	5,668,870,555
1422026	Passport Fees	2,460,975,990	1,333,330,672	1,983,084,754	1,983,084,754	2,180,321,463	2,399,969,141	2,679,379,773
1422027	Work Permit Fees	8,332,605,602	3,693,587,189	4,539,846,180	4,539,846,180	4,991,377,219	5,494,213,353	6,133,863,921
1422029	Other Immigration Fees	169,608,320	2,118,717,588	3,151,203,700	3,151,203,700	3,464,620,989	3,813,650,234	4,257,645,285
1422038	East African Community Tourist Visa Fees	96,813,037	53,302,096	99,584,225	99,584,225	109,488,827	120,518,837	134,549,952
1422040	Verification Fees	-	-	254,691,311	254,691,311	280,022,793	308,232,558	344,117,792
	(Receiver of Revenue - Chief Registrar to the Judiciary)							
1422039	Sale of Goods and Fees for Services	1,056,183,336	1,007,391,340	871,391,229	871,391,229	958,059,405	1,054,575,229	1,177,351,612
	(Receiver of Revenue - The Principal Secretary to the Ministry of Defence)							
1422039	Sale of Goods and Fees for Services	32,703,778	35,000	13,222,190	13,222,190	14,537,263	16,001,761	17,864,728
	Total Administrative Fees and Charges	23,077,111,344	17,926,437,519	21,112,187,550	21,112,187,550	23,211,996,134	25,550,394,916	28,525,038,155

REVENUE AND GRANTS DUE TO THE EXCHEQUER- DETAILED (CONT'D)

Code	Description	Actual Receipts 2018/2019 ¹	Actual Receipts 2019/2020 ²	Revised Estimates I 2020/2021 ³	Revised Estimates II 2020/2021 ³	Estimates 2021/2022	Estimates 2022/2023	Estimates 2023/2024
		Ksh	Ksh	Ksh	Ksh	Ksh	Ksh	Ksh
1423000	Receipts from Incidental Sale of Goods and Services (Receiver of Revenue - The Principal Secretary to the State Department for Interior and Citizen Services)							
1423008	Sale of Tender Documents	760,500	526,000	1,082,850	1,082,850	1,190,550	1,310,487	1,463,057
1423008	Sale of Tender Documents (Receiver of Revenue - The Principal Secretary to the Ministry of Defence)	9,414,506	3,745,111	5,314,767	5,314,767	5,843,371	6,432,038	7,180,872
	Total Receipts from Incidental sales of goods and services	10,175,006	4,271,111	6,397,616	6,397,616	7,033,920	7,742,524	8,643,929
	Total Sales of Goods and Services(excluding sales of market establishments)	23,087,286,350	17,930,708,630	21,118,585,167	21,118,585,167	23,219,030,055	25,558,137,440	28,533,682,084
1430000	1430000 Fines, Penalties and Forfeitures (Receiver of Revenue - The Chief Registrar to the Judiciary)							
1430001	Court Imposed Fines & Forfeitures	1,545,934,275	1,259,508,902	1,134,326,158	1,134,326,158	1,247,145,722	1,372,784,380	1,532,607,497
1430099	Other Fines, Penalties, Forfeitures and other Charges (Receiver of Revenue - The Principal Secretary to the Ministry of Defence)	21,775,967	23,964,365	18,473,120	18,473,120	20,310,448	22,356,542	24,959,349
	Total Fines Penalties and Forfeitures	1,567,710,242	1,283,473,267	1,152,799,278	1,152,799,278	1,267,456,170	1,395,140,922	1,557,566,846
1440000	Other Receipts Not Classified Elsewhere (Receiver of Revenue - Principal Secretary to the National Treasury)							
1441200	Other receipts paid to Exchequer (Miscellaneous Revenue)							
1441201	Sundry Revenue	193,458,176	230,176,894	20,766,698,299	10,766,698,299	842,575,837	928,027,685	843,415,306

REVENUE AND GRANTS DUE TO THE EXCHEQUER- DETAILED (CONT'D)

Code	Description	Actual Receipts 2018/2019 ¹	Actual Receipts 2019/2020 ²	Revised Estimates I 2020/2021 ³	Revised Estimates II 2020/2021 ³	Estimates 2021/2022	Estimates 2022/2023	Estimates 2023/2024
		Ksh	Ksh	Ksh	Ksh	Ksh	Ksh	Ksh
	(Receiver of Revenue - Principal Secretary to the State Department for Interior and Citizen Services)							
1441200	Other receipts paid to Exchequer (Miscellaneous Revenue)							
1441201	Sundry Revenue (Receiver of Revenue - The Principal Secretary to the Ministry of Defence)	24,947,784	225,622,589	248,184,848	248,184,848	273,003,333	300,303,666	330,334,033
1441201	Sundry Revenue	72,122,883	410,082,735	451,091,009	451,091,009	496,200,109	545,820,120	600,402,132
	Total Other Receipts Not Classified Elsewhere	290,528,843	865,882,218	21,465,974,155	11,465,974,155	1,611,779,279	1,774,151,471	1,774,151,471
	310000 Receipts from Sale of Non Financial Assets							
3110000	Receipts from the Sale of Fixed Assets							
3112120	Receipts from the Sale of Vehicles and Transport Equipment							
	(Receiver of Revenue - The Principal Secretary to the State Department for Interior and Citizen Services)							
3112121	Sale of Motor Vehicles	18,896,182	1,589,520	-	-	-	-	-
	3120000 Receipts from the Sales of Inventories, Stocks, and Commodities							
	(Receiver of Revenue - The Principal Secretary to the National Treasury)							
3122101	Sale of Inventories	710,961	-	-	-	-	-	-
	Total Receipts From Sale of Non Financial Assets	19,607,143	1,589,520	-	-	-	-	-

REVENUE AND GRANTS DUE TO THE EXCHEQUER- DETAILED (CONT'D)

Code	Description	Actual Receipts 2018/2019 ¹	Actual Receipts 2019/2020 ²	Revised Estimates I 2020/2021 ³	Revised Estimates II 2020/2021 ³	Estimates 2021/2022	Estimates 2022/2023	Estimates 2023/2024
		Ksh	Ksh	Ksh	Ksh	Ksh	Ksh	Ksh
1311002	1310000 Grants from Foreign Governments (Receiver of Revenue - Principal Secretary to the National Treasury) Grants from Foreign Governments - Cash Through Exchequer	2,074,386,647	3,618,788,074	4,895,311,684	5,139,485,619	4,486,162,855	5,535,861,922	5,674,258,470
	Total Grants from Foreign Governments	2,074,386,647	3,618,788,074	4,895,311,684	5,139,485,619	4,486,162,855	5,535,861,922	5,674,258,470
1321002	1320000 Grants from International Organizations (Receiver of Revenue - Principal Secretary to the National Treasury) Grants from International Organizations - Cash Through Exchequer	6,362,978,795	6,003,862,035	12,961,403,754	11,164,105,041	9,744,942,794	12,025,122,469	12,325,750,530
1321003	(Receiver of Revenue - Ministry of Defence) Program grants Incl. AMISOM	4,315,055,641	4,639,373,628	7,403,500,000	8,735,938,474	2,500,000,000	-	-
	Total Grants from International Organizations	10,678,034,436	10,643,235,662	20,364,903,754	19,900,043,515	12,244,942,794	12,025,122,469	12,325,750,530
1330100	1330000 Grants from Other Levels of Government (Receiver of Revenue - Principal Secretary to the National Treasury) Grants to Central Government from General Government Units (Nairobi County)	-	-	23,930,081,689	23,930,081,689	19,249,677,414	-	-
	Total Grants from Other Levels of Government	-	-	23,930,081,689	23,930,081,689	19,249,677,414	-	-
	Total Grants	12,752,421,083	14,262,023,736	49,190,297,127	48,969,610,823	35,980,783,063	17,560,984,391	18,000,009,001

CURRENT REVENUE COLLECTED AS APPROPRIATIONS-IN-AID-DETAILED

Code	Description	Actual Receipts 2018/2019 ¹	Actual Receipts 2019/2020 ²	Revised Estimates I 2020/2021 ³	Revised Estimates II 2020/2021 ³	Estimates 2021/2022	Estimates 2022/2023	Estimates 2023/2024
		Ksh	Ksh	Ksh	Ksh	Ksh	Ksh	Ksh
	(Receiver of Revenue - The Presidency)							
	1420000 Sale of Goods and Services							
1422033	Surcharge Fees	7,040,185	4,001,632	7,967,235	19,362,441	5,000,000	5,000,000	5,000,000
1423008	Sale of Tender Documents	88,600	393,550	3,300,000	3,300,000	3,300,000	3,300,000	3,300,000
1422099	Other Receipts from Administrative Fees and Charges	-	-	3,305,989,648	3,305,989,648	3,296,100,000	3,296,100,000	3,240,100,000
	3100000 Receipts from Sale of Non-Financial Assets							
3112121	Sale of Motor Vehicles	13,323,000	2,500,000	2,100,000	2,100,000	2,100,000	2,100,000	2,100,000
3510801	Receipt from Sale of Plant, Machinery and Equipment	-	-	-	-	-	-	-
	Total A.I.A from the Presidency	20,451,785	6,895,182	3,319,356,883	3,330,752,089	3,306,500,000	3,306,500,000	3,250,500,000
	(Receiver of Revenue- State Department for Interior and Citizen Services)							
	1420000 Sale of Goods and Services							
1422099	Other Receipts from Administrative Fees and Charges	27,560,105	33,431,825	35,000,000	35,000,000	35,000,000	35,000,000	35,000,000
1422016	Examination and Tuition Agency Fees	34,439,895	-	43,737,000	43,737,000	43,737,000	43,737,000	43,737,000
1422036		-	1,239,250,000	2,009,800,000	2,009,800,000	2,009,800,000	2,009,800,000	2,009,800,000
	1140000 Taxes of Goods and Services							
1422039	Sale of Goods and Fees for Services	5,857,250	16,000,000	11,132,847	11,132,847	11,133,000	11,133,000	11,133,000
	Total A.I.A from State Department for Interior and Citizen Services	67,857,250	1,288,681,825	2,099,669,847	2,099,669,847	2,099,670,000	2,099,670,000	2,099,670,000
	(Receiver of Revenue- State Department for Correctional Services)							
	1440000 Other Receipts not Classified Elsewhere							
1441201	Sundry Revenue	-	-	3,500,000	3,500,000	3,500,000	3,500,000	3,500,000
	Total A.I.A from State Department for Correctional Services	-	-	3,500,000	3,500,000	3,500,000	3,500,000	3,500,000
	(Receiver of Revenue- Ministry of Foreign Affairs)							
	1140000 Taxes on Goods and Services							
1141111	Receipts from VAT on Domestic Goods and Services	-	-	15,270,000	15,270,000	13,370,000	13,370,000	13,370,000
1141112	Refunds of VAT on Domestic Goods and Services	27,775,936	17,532,666	31,784,000	31,784,000	31,784,000	31,784,000	31,784,000
1141119	Receipts from VAT on Domestic Goods and Services-Other	-	-	50,000	50,000	50,000	50,000	50,000
	1410000 Property Income							
1415001	Rent on Land	-	-	10,577,100	10,577,100	10,577,100	10,577,100	10,577,100
1415001	Rent on Land and Building	148,167	-	6,168,651	6,168,651	6,168,651	6,168,651	6,168,651

CURRENT REVENUE COLLECTED AS APPROPRIATIONS-IN-AID-DETAILED (CONT'D)

Code	Description	Actual Receipts 2018/2019 ¹	Actual Receipts 2019/2020 ²	Revised Estimates I 2020/2021 ³	Revised Estimates II 2020/2021 ³	Estimates 2021/2022	Estimates 2022/2023	Estimates 2023/2024
		Ksh	Ksh	Ksh	Ksh	Ksh	Ksh	Ksh
	1420000 Sale of Goods and Services							
1421002	Other Revenue by Market Establishment	936,977	-	-	-	-	-	-
1421003	Rent on Government Buildings and Housing	123,168,300	132,622,647	147,603,750	147,603,750	147,603,750	147,603,750	147,603,750
1422099	Other Receipts from Administrative Fees and Charges	-	-	4,524,000	4,524,000	4,524,000	4,524,000	4,524,000
1422025	Immigration Visas and Other Consular Fees	388,066,064	233,520,095	253,050,451	253,050,451	250,417,328	250,417,516	250,417,703
1422027	Passport Fees	-	63,432,900	63,432,900	63,432,900	63,432,900	63,432,900	63,432,900
1422030	Other Immigration Fees	-	40,550,000	42,550,000	42,550,000	42,550,000	42,550,000	42,550,000
1422039	Sale of Goods and Fees for Services	-	-	-	-	-	-	-
1450103	1450000 Other Receipts not Classified Elsewhere Refunds related to other insurance premium commissions	-	-	-	1,900,000	-	-	-
	Total A.I.A from Ministry of Foreign Affairs	540,095,445	487,658,308	575,010,852	576,910,852	570,477,729	570,477,917	570,478,104
	(Receiver of Revenue- State Department for Vocational and Technical Training)							
	1420000 Sale of Goods and Services							
1422016	Examination and Tuition	-	2,702,212,370	4,637,828,195	4,637,828,195	4,638,000,000	4,637,828,195	4,637,828,195
1422023	Licence Fees	24,129,929	41,435,350	35,000,000	35,000,000	35,000,000	35,000,000	35,000,000
1422099	Other Receipts from Administrative Fees and Charges	-	-	20,000,000	20,000,000	20,000,000	20,000,000	20,000,000
	Total A.I.A from State Department for Vocational and Technical Training	24,129,929	2,743,647,720	4,692,828,195	4,692,828,195	4,693,000,000	4,692,828,195	4,692,828,195
	(Receiver of Revenue- State Department for University Education)							
	1420000 Sale of Goods and Services							
1423010	Sale of Goods and Fees for Services	36,785,721,442	33,976,423,480	44,891,884,441	26,948,509,254	26,260,000,000	32,376,569,052	33,699,008,320
3204004	3200000 Transactions in Financial Assets Loans from the Higher Education Loans Board	2,011,605,251	1,788,743,863	5,523,000,000	5,523,000,000	4,500,000,000	4,600,000,000	4,750,000,000
	Total A.I.A from State Department for University Education	38,797,326,693	35,765,167,343	50,414,884,441	32,471,509,254	30,760,000,000	36,976,569,052	38,449,008,320
	(Receiver of Revenue- State Department for Early Learning and Basic Education)							
	1420000 Sale of Goods and Services							
1422099	Other Receipts from Administrative Fees and Charges	118,264,933	-	70,000,000	70,000,000	70,000,000	70,000,000	70,000,000
1423010	Sale of Goods and Fees for Services	2,104,678,690	1,366,685,975	1,350,500,000	1,350,500,000	1,350,500,000	1,350,500,000	1,350,500,000

CURRENT REVENUE COLLECTED AS APPROPRIATIONS-IN-AID-DETAILED (CONT'D)

Code	Description	Actual Receipts 2018/2019 ¹	Actual Receipts 2019/2020 ²	Revised Estimates I 2020/2021 ³	Revised Estimates II 2020/2021 ³	Estimates 2021/2022	Estimates 2022/2023	Estimates 2023/2024
		Ksh	Ksh	Ksh	Ksh	Ksh	Ksh	Ksh
3112222	3100000 Receipts from Sale of Non-Financial Assets Receipt from Sale of Plant, Machinery and Equipment	-	-	100,000	100,000	100,000	100,000	100,000
3122101	3120000 Receipts from Sale of Inventories, Stocks and Commodities Sale of Capital Goods	-	-	12,000,000	12,000,000	12,400,000	12,000,000	12,000,000
	Total A.I.A from State Department for Early Learning and Basic Education	2,222,943,623	1,366,685,975	1,432,600,000	1,432,600,000	1,433,000,000	1,432,600,000	1,432,600,000
1422036	(Receiver of Revenue- National Treasury) 1420000 Sale of Goods and Services Agency Fees	-	2,352,596,000	2,949,300,000	2,949,300,000	2,949,300,000	2,949,300,000	2,429,954,690
1420331	Import Inspection Fees	2,690,879,886	3,350,903,160	3,685,993,476	3,685,993,476	4,052,600,713	4,460,863,600	4,980,208,910
1441201	1440000 Other Receipts not Classified Elsewhere Sundry Revenue	-	-	741,520,830	741,520,830	384,913,593	175,438,850	175,438,850
	Total A.I.A from National Treasury	2,690,879,886	5,703,499,160	7,376,814,306	7,376,814,306	7,386,814,306	7,585,602,450	7,585,602,450
1441201	(Receiver of Revenue- State Department for Planning) 1440000 Other Receipts not Classified Anywhere Sundry Revenue	71,000,000	66,749,221	71,000,000	71,000,000	71,000,000	71,000,000	71,000,000
	Total A.I.A from State Department for Planning	71,000,000	66,749,221	71,000,000	71,000,000	71,000,000	71,000,000	71,000,000
1422099	(Receiver of Revenue- Ministry of Health) 1420000 Sales of Goods and Services Other Receipts from Administrative Fees and Charges	4,165,000,000	4,889,943,352	7,400,250,000	7,400,250,000	7,431,500,000	7,481,500,000	7,531,500,000
1423010	Sale of Goods and Fees for Services	-	882,372	240,000,000	990,000,000	1,000,000,000	1,731,000,000	2,089,000,000
3112121	3100000 Receipts from Sale of Non-Financial Assets Sale of Motor Vehicles	-	-	206,000	206,000	206,000	206,000	206,000
3122199	3520000 Receipts from Sale of Inventories, Stocks and Commodities Receipts from Sales of Other Inventories, Stocks and Commodities-Other	7,267,974,713	8,252,948,617	7,842,050,630	7,842,050,630	8,988,294,000	9,772,974,713	10,455,974,713
	Total A.I.A from Ministry of Health	11,432,974,713	13,143,774,341	15,482,506,630	16,232,506,630	17,420,000,000	18,985,680,713	20,076,680,713
1142009	(Receiver of Revenue- State Department for Infrastructure) 1140000 Taxes of Goods and Services Receipts from Transit/Toll Charges	839,705,182	911,525,277	550,000,000	550,000,000	539,000,000	539,000,000	588,000,000
1142010	Road Maintenance levy	67,354,256,958	62,048,242,315	64,053,520,758	64,053,520,758	63,238,918,367	55,676,452,041	66,734,455,380

CURRENT REVENUE COLLECTED AS APPROPRIATIONS-IN-AID-DETAILED (CONT'D)

Code	Description	Actual Receipts 2018/2019 ¹	Actual Receipts 2019/2020 ²	Revised Estimates I 2020/2021 ³	Revised Estimates II 2020/2021 ³	Estimates 2021/2022	Estimates 2022/2023	Estimates 2023/2024
		Ksh	Ksh	Ksh	Ksh	Ksh	Ksh	Ksh
	1420000 Sales of Goods and Services							
1422016	Examination Fees	-	-	400,000,000	400,000,000	400,000,000	400,000,000	400,000,000
1422036	Agency Fees	59,710,556	-	62,000,000	67,000,000	40,000,000	40,000,000	40,000,000
	1440000 Other Receipts not Classified Elsewhere							
1441201	Sundry Revenue	9,981,826	983,634,952	1,000,000,000	750,000,000	1,000,000,000	1,000,000,000	1,000,000,000
	Total A.I.A from State Department for Infrastructure	68,263,654,522	63,943,402,544	66,065,520,758	65,820,520,758	65,217,918,367	57,655,452,041	68,762,455,380
	(Receiver of Revenue- State Department for Transport)							
	1420000 Sales of Goods and Services							
1422036	Agency Fees	2,402,314,958	498,579,022	503,000,000	503,000,000	503,000,000	511,000,000	520,000,000
1423002	Aviation Fees and Air Navigation Charges	8,238,475,245	6,450,092,574	7,814,000,000	6,009,772,114	8,114,000,000	8,439,000,000	8,776,000,000
	1440000 Other Receipts not Classified Elsewhere							
1441206	Direct Payment-Maintenance of Airstrips	-	-	60,000,000	60,000,000	60,000,000	60,000,000	60,000,000
	Total A.I.A from State Department for Transport	10,640,790,203	6,948,671,596	8,377,000,000	6,572,772,114	8,677,000,000	9,010,000,000	9,356,000,000
	(Receiver of Revenue- State Department for Shipping and Maritime)							
	1420000 Sale of Goods and Services							
1422016	Examination and Tuition	-	-	40,000,000	40,000,000	40,000,000	108,000,000	108,000,000
1422036	Agency Fees	1,454,217,996	968,851,184	1,230,000,000	1,230,000,000	1,498,000,000	1,700,000,000	1,772,000,000
	Total A.I.A from State Department for Shipping and Maritime	1,454,217,996	968,851,184	1,270,000,000	1,270,000,000	1,538,000,000	1,808,000,000	1,880,000,000
	(Receiver of Revenue- State Department for Public Works)							
	3140000 Disposal and Sales of Non-Produced Assets							
3143322	Receipts from Sale of Non-Produced Assets	4,426,389	5,968,357	4,000,000	4,000,000	802,000,000	810,000,000	826,000,000
	Total A.I.A from State Department for Public Works	4,426,389	5,968,357	4,000,000	4,000,000	802,000,000	810,000,000	826,000,000
	(Receiver of Revenue- Ministry of Water and Sanitation)							
	1420000 Sale of Goods and Services							
1423003	Water Rates	2,430,299,316	1,394,282,159	-	-	-	-	-
1423011	Course Fees and Hostel Charges	167,509,474	-	-	-	-	-	-
	Total A.I.A from Ministry of Water and Sanitation	2,597,808,790	1,394,282,159	-	-	-	-	-

CURRENT REVENUE COLLECTED AS APPROPRIATIONS-IN-AID-DETAILED (CONT'D)

Code	Description	Actual Receipts 2018/2019 ¹	Actual Receipts 2019/2020 ²	Revised Estimates I 2020/2021 ³	Revised Estimates II 2020/2021 ³	Estimates 2021/2022	Estimates 2022/2023	Estimates 2023/2024
		Ksh	Ksh	Ksh	Ksh	Ksh	Ksh	Ksh
	(Receiver of Revenue- Ministry of Water, Sanitation and Irrigation)							
	1420000 Sale of Goods and Services							
1420399	Administrative Fees and Charges					10,000,000	10,000,000	10,000,000
1423003	Water Rates	-	-	1,702,200,000	1,702,200,000	1,873,000,000	1,873,000,000	1,873,000,000
1423011	Course Fees and Hostel Charges	-	-	205,000,000	205,000,000	205,000,000	205,000,000	205,000,000
1423012	Receipt from the Sale of Cultivated Assets (Plants and Crops)	-	-	308,000,000	308,000,000	308,000,000	308,000,000	308,000,000
	Total A.I.A from Ministry of Water, Sanitation and Irrigation	-	-	2,215,200,000	2,215,200,000	2,396,000,000	2,396,000,000	2,396,000,000
	(Receiver of Revenue- Ministry of Environment and Forestry)							
	1420000 Sales of Goods and Services							
1421003	Rent of Government Buildings and Housing	-	1,250,000	1,250,000	1,250,000	1,250,000	1,250,000	1,250,000
1422023	Licence Fees	352,080,000	213,410,137	300,000,000	300,000,000	300,000,000	300,000,000	300,000,000
1422040	Educational Visits Fees	-	-	1,200,000	1,200,000	1,200,000	1,200,000	1,200,000
1422041	Specialized Weather Products Charges	-	-	2,200,000	2,200,000	2,200,000	2,200,000	2,200,000
1423011	Course Fees and Hotel Charges	-	10,500,000	10,500,000	10,500,000	10,500,000	10,500,000	10,500,000
1423012	Receipt from Sale of Cultivated Assets	660,271,171	580,474,804	872,000,000	872,000,000	872,000,000	872,000,000	872,000,000
	3100000 Receipts from Sale of Non-Financial Assets							
3112222	Receipt from Sale of Plant, Machinery and Equipment	-	1,811,100	2,750,000	2,750,000	2,750,000	2,750,000	2,750,000
3112222	Receipt from Sale of Household Furniture and Institutional Equipment	-	-	500,000	500,000	500,000	500,000	500,000
3112222	Receipt from Sale of Office and General Equipment	-	-	500,000	500,000	500,000	500,000	500,000
	3120000 Receipts from Sale of Inventories, Stocks and Commodities							
3122103	Sale of Non-Capital Goods	126,177,683	38,000,000	38,000,000	38,000,000	78,000,000	78,000,000	78,000,000
	Total A.I.A from Ministry of Environment and Forestry	1,138,528,854	845,446,041	1,228,900,000	1,228,900,000	1,268,900,000	1,268,900,000	1,268,900,000
	(Receiver of Revenue- Ministry of Lands and Physical Planning)							
	1420000 Receipts from Sale of Inventories, Stocks and Commodities							
1422039	Sale of Goods and Fees for Services	15,857,539	8,500,000	9,000,000	9,000,000	9,000,000	9,000,000	9,000,000
	Total A.I.A from Ministry of Lands and Physical Planning	15,857,539	8,500,000	9,000,000	9,000,000	9,000,000	9,000,000	9,000,000

CURRENT REVENUE COLLECTED AS APPROPRIATIONS-IN-AID-DETAILED (CONT'D)

Code	Description	Actual Receipts 2018/2019 ¹	Actual Receipts 2019/2020 ²	Revised Estimates I 2020/2021 ³	Revised Estimates II 2020/2021 ³	Estimates 2021/2022	Estimates 2022/2023	Estimates 2023/2024
		Ksh	Ksh	Ksh	Ksh	Ksh	Ksh	Ksh
	(Receiver of Revenue- State Department for Information Communication Technology)							
	1420000 Sales of Goods and Services							
1422016	Examination and Tuition	-	2,633,630	-	-	61,000,000	100,000,000	100,000,000
1410501	Rent of Land and Buildings	-	-	-	-	5,000,000	5,000,000	5,000,000
1422023	Licence Fees	-	-	-	-	66,000,000	105,000,000	105,000,000
	Total A.I.A from State Department for Information Communication Technology	-	2,633,630	-	-	66,000,000	105,000,000	105,000,000
	(Receiver of Revenue- State Department for Broadcasting and Telecommunications)							
	1140000 Taxes on Goods and Services							
1145004	Licences Under Stage Plays and Cinemas Act	-	-	46,000,000	46,000,000	46,000,000	46,000,000	46,000,000
1145011	Licences under the Communication Act	-	4,000,000	4,000,000	4,000,000	10,000,000	10,000,000	10,000,000
	1420000 Sales of Goods and Services							
1422016	Examination and Tuition	12,000,000	10,210,201	16,000,000	16,000,000	19,000,000	22,000,000	25,000,000
1422039	Sale of Goods and Fees for Services	170,000,000	-	120,000,000	120,000,000	212,000,000	222,000,000	236,000,000
	1440000 Receipts not Elsewhere Classified							
1441201	Sundry Revenue	83,173,015	48,790,147	42,000,000	42,000,000	22,000,000	15,000,000	15,000,000
	3140000 Disposal and Sales of Non-Produced Assets							
3143322	Receipts from Sale of Non- Produced Assets	497,902,570	1,842,120,039	2,304,000,000	2,004,000,000	2,317,000,000	2,330,000,000	2,343,000,000
	Total A.I.A from State Department for Broadcasting and Telecommunications	763,075,585	1,905,120,387	2,532,000,000	2,232,000,000	2,626,000,000	2,645,000,000	2,675,000,000
	(Receiver of Revenue- State Department for Sports)							
	1140000 Taxes on Goods and Services							
1113001	Withholding Tax	1,664,062,043	-	-	-	-	-	-
1144001	Betting Tax	6,445,524,776	-	-	-	-	-	-
	1410000 Property Income							
1415099	Other Property Income	-	-	21,021,180	131,000,000	131,000,000	131,000,000	131,000,000
	1420000 Sales of Goods and Services							
1423008	Sale of Tender Documents	418,250	400,000	400,000	400,000	400,000	400,000	400,000
1422036	Agency Fees	-	-	3,000,000	4,800,000	10,000,000	10,000,000	10,000,000
	Total A.I.A from State Department for Sports	8,110,005,069	400,000	24,421,180	136,200,000	141,400,000	141,400,000	141,400,000

CURRENT REVENUE COLLECTED AS APPROPRIATIONS-IN-AID-DETAILED (CONT'D)

Code	Description	Actual Receipts 2018/2019 ¹	Actual Receipts 2019/2020 ²	Revised Estimates I 2020/2021 ³	Revised Estimates II 2020/2021 ³	Estimates 2021/2022	Estimates 2022/2023	Estimates 2023/2024
		Ksh	Ksh	Ksh	Ksh	Ksh	Ksh	Ksh
	(Receiver of Revenue- State Department for Culture and Heritage)							
	1420000 Sales of Goods and Services							
1422099	Other Receipts from Administrative Fees and Charges	-	376,589,288	116,000,000	191,000,000	406,000,000	406,000,000	406,000,000
1422039	Sale of Goods and Fees for Services	-	500,000	250,000	250,000	500,000	500,000	500,000
1422040	Educational Visits Fee	1,777,815	-	-	-	-	-	-
	Total A.I.A from State Department for Culture and Heritage	1,777,815	377,089,288	116,250,000	191,250,000	408,500,000	408,500,000	408,500,000
	(Receiver of Revenue- Ministry of Energy)							
	1140000 Taxes on Goods and Services							
1142011	5% Electricity Levy - REP	-	523,000,000	523,000,000	523,000,000	524,000,000	678,000,000	678,000,000
	1410000 Property Income							
1415007	Royalties on Geothermal Development	-	-	75,000,000	75,000,000	70,000,000	71,461,831	72,000,222
	1420000 Sales of Goods and Services							
1421001	Sale of Electricity	-	2,748,764,000	2,668,666,844	2,668,666,844	2,799,000,000	2,839,000,000	2,989,000,000
1421004	Sale of Steam	-	1,186,000,000	900,000,000	1,347,000,000	1,457,000,000	1,459,000,000	1,532,000,000
1423006	KOSF Storage Charges	341,725,000	352,000,000	232,300,767	232,300,767	202,420,000	207,958,169	212,419,778
	3120000 Receipts from Sale of Inventories, Stocks and Commodities							
3122105	Sale of Woodfuel Burners Jikos	1,166,776	1,970,623	3,580,000	3,580,000	3,580,000	3,580,000	3,580,000
	Total A.I.A from Ministry of Energy	342,891,776	4,811,734,623	4,402,547,611	4,849,547,611	5,056,000,000	5,259,000,000	5,487,000,000
	(Receiver of Revenue- State Department for Livestock)							
	1140000 Taxes on Goods and Services							
1140505	Licence Fee Under Imports, Exports and Essential Supplies Act	-	-	-	-	58,200,000	60,700,000	63,800,000
	1420000 Sales of Goods and Services							
1423010	Sale of Goods and Fees for Services	-	-	600,000	600,000	538,600,000	565,600,000	593,600,000
1420223	Licence Fees	-	-	-	-	-	-	-
1423012	Sale of Cultivated Assets (Livestock)	13,287,877	15,412,517	18,250,000	18,250,000	503,900,000 18,250,000	522,700,000 18,250,000	535,500,000 18,250,000
	3120000 Receipts from Sale of Inventories, Stocks and Commodities							
3122101	Sale of Capital Goods	-	-	2,150,000	2,150,000	2,150,000	2,150,000	2,150,000
3120299	Receipts from Sales of Other Inventories, Stocks and Commodities- Other	-	-	1,000,000	1,000,000	1,200,000	1,400,000	1,500,000
	Total A.I.A from State Department for Livestock	13,287,877	15,412,517	22,000,000	22,000,000	1,122,300,000	1,170,800,000	1,214,800,000

CURRENT REVENUE COLLECTED AS APPROPRIATIONS-IN-AID-DETAILED (CONT'D)

Code	Description	Actual Receipts 2018/2019 ¹	Actual Receipts 2019/2020 ²	Revised Estimates I 2020/2021 ³	Revised Estimates II 2020/2021 ³	Estimates 2021/2022	Estimates 2022/2023	Estimates 2023/2024
		Ksh	Ksh	Ksh	Ksh	Ksh	Ksh	Ksh
	(Receiver of Revenue- State Department for Crop Development)							
	1420000 Sales of Goods and Services							
1423010	Sale of Goods and Fees for Services	22,000	-	-	-	-	-	-
	3100000 Receipts from Sale of Non-Financial Assets							
3112222	Receipts from Sale of Machinery of Plant, Machinery and Equipment	3,612,883	39,000	-	-	-	-	-
	Total A.I.A from State Department for Crop Development	3,634,883	39,000	-	-	-	-	-
	(Receiver of Revenue- State Department for Irrigation)							
	1420000 Sale of Goods and Services							
1423012	Receipt from the Sale of Cultivated Assets (Plants and Crops)	365,938,792	304,465,144	-	-	-	-	-
	Total A.I.A from State Department for Irrigation	365,938,792	304,465,144	-	-	-	-	-
	(Receiver of Revenue- State Department for Fisheries, Aquaculture & the Blue Economy)							
	1420000 Sale of Goods and Services							
1420399	Receipts from Administrative Fees and Charges	-	-	-	-	10,000,000	10,000,000	10,000,000
	Total A.I.A from State Department for Fisheries, Aquaculture & the Blue Economy	-	-	-	-	10,000,000	10,000,000	10,000,000
	(Receiver of Revenue- State Department for Crop Development and Agricultural Research)							
	1420000 Sale of Goods and Services							
1423010	Sale of Goods and Fees for Services	-	-	1,785,075,000	1,729,075,000	5,229,000,000	5,533,000,000	6,023,000,000
1423012	Receipts from the Sale of Cultivated Assets (Livestock)	-	-	214,000,000	214,000,000	55,000,000	55,000,000	55,000,000
1423012	Receipt from the Sale of Cultivated Assets (Plants and Crops)	-	-	687,000,000	687,000,000	55,000,000	55,000,000	55,000,000
	Total A.I.A from State Department for Crop Development and Agricultural Research	-	-	2,686,075,000	2,630,075,000	5,339,000,000	5,643,000,000	6,133,000,000

CURRENT REVENUE COLLECTED AS APPROPRIATIONS-IN-AID-DETAILED (CONT'D)

Code	Description	Actual Receipts 2018/2019 ¹	Actual Receipts 2019/2020 ²	Revised Estimates I 2020/2021 ³	Revised Estimates II 2020/2021 ³	Estimates 2021/2022	Estimates 2022/2023	Estimates 2023/2024
		Ksh	Ksh	Ksh	Ksh	Ksh	Ksh	Ksh
	(Receiver of Revenue- State Department for Cooperatives)							
	1420000 Sales of Goods and Services							
1410501	Rent of Land and Buildings	-	-	67,000,000	67,000,000	67,000,000	70,000,000	75,000,000
1422015	Registration of Societies	-	6,000,000	6,000,000	6,000,000	6,000,000	6,000,000	6,000,000
1422041	Audit Fees	-	13,741,551	14,000,000	14,000,000	14,000,000	14,000,000	14,000,000
1420346	Tribunal Fees	-	-	-	-	-	-	-
1422099	Other Receipts from Administrative Fees and Charges	234,152,315	382,209,433	461,625,925	461,625,925	749,000,000	882,500,000	1,040,700,000
	Total A.I.A from State Department for Cooperatives	234,152,315	401,950,984	548,625,925	548,625,925	836,000,000	972,500,000	1,135,700,000
	(Receiver of Revenue- State Department for Trade and Enterprise Development)							
	1420000 Sales of Goods and Services							
1422099	Receipts from Administrative Fees and Charges	21,937,013	30,107,468	41,700,000	41,700,000	42,000,000	41,700,000	41,700,000
	3120000 Receipts from Sale of Inventories, Stocks and Commodities							
3122103	Sale of non-Capital Goods	4,296,790	-	-	-	-	-	-
	Total A.I.A from State Department for Trade and Enterprise Development	26,233,803	30,107,468	41,700,000	41,700,000	42,000,000	41,700,000	41,700,000
	(Receiver of Revenue- State Department for Industrialization)							
	1420000 Sales of Goods and Services							
1422099	Receipts from Administrative Fees and Charges	-	-	7,000,000	7,000,000	10,000,000	10,000,000	10,000,000
1422099	Receipts from Administrative Fees and Charges	445,135,619	353,601,350	720,850,000	771,400,000	777,000,000	777,700,000	777,700,000
1423010	Sale of Goods and Fees for Services	27,196,061	26,962,245	33,000,000	28,000,000	33,000,000	33,000,000	33,000,000
	3120000 Receipts from Sale of Inventories, Stocks and Commodities							
3122199	Receipts from Sales of Other Inventories, Stocks and Commodities- Other	1,060,903	1,037,161	-	-	-	-	-
	Total A.I.A from State Department for Industrialization	473,392,583	381,600,756	760,850,000	806,400,000	820,000,000	820,700,000	820,700,000

CURRENT REVENUE COLLECTED AS APPROPRIATIONS-IN-AID-DETAILED (CONT'D)

Code	Description	Actual Receipts 2018/2019 ¹	Actual Receipts 2019/2020 ²	Revised Estimates I 2020/2021 ³	Revised Estimates II 2020/2021 ³	Estimates 2021/2022	Estimates 2022/2023	Estimates 2023/2024
		Ksh	Ksh	Ksh	Ksh	Ksh	Ksh	Ksh
1422015	142000 Sales of Goods and Services	10,000,000	-	30,000,000	30,000,000	50,000,000	60,000,000	60,000,000
1422010	Registration of Societies	-	-	1,000,000	1,000,000	1,800,000	1,800,000	1,800,000
1423016	Registration of Trade Unions	-	1,375,000	7,100,000	7,100,000	6,300,000	6,300,000	6,300,000
1423010	Sale of Goods and Fees for Services	4,125,000	-	7,100,000	7,100,000	6,300,000	6,300,000	6,300,000
1423016	Examination and Tuition Fees	-	413,161,000	372,500,000	372,500,000	372,500,000	372,500,000	372,500,000
1422042	Training Levy	419,120,000	-	215,820,000	215,820,000	215,820,000	215,820,000	215,820,000
1422099	Receipts from Administrative Fees and Charges	-	106,412,746	175,000,000	175,000,000	175,000,000	175,000,000	175,000,000
1441201	144000 Other Receipts Not Classified Elsewhere	-	-	50,000,000	50,000,000	50,000,000	50,000,000	50,000,000
1441299	Sundry Revenue	-	-	40,000,000	40,000,000	40,000,000	40,000,000	40,000,000
1441299	Receipts not classified elsewhere classified	-	-	40,000,000	40,000,000	40,000,000	40,000,000	40,000,000
3112121	310000 Receipts from Sale of Non-Financial Assets	-	-	2,000,000	2,000,000	2,000,000	2,000,000	2,000,000
3112121	Sale of Motor Vehicle	-	-	2,000,000	2,000,000	2,000,000	2,000,000	2,000,000
Total A.A from State Department for Labour		433,245,000	520,948,746	893,420,000	893,420,000	913,420,000	923,420,000	923,420,000
142000 Sales of Goods and Services (Receiver of Revenue- State Department for Social Protection, Pensions & Senior Citizens Affairs)		149,822	62,030,761	100,000	100,000	100,000	100,000	100,000
1423008	Sale of Tender Documents	149,822	62,030,761	100,000	100,000	100,000	100,000	100,000
1423010	Sale of Goods and Fees for Services	61,149,736	-	57,815,000	57,815,000	59,115,000	59,115,000	59,115,000
312000 Receipts from Sale of Inventories, Stocks and Commodities		-	-	35,000	35,000	35,000	35,000	35,000
3122102	Sale of Equipment, Plant and Machinery	-	-	35,000	35,000	35,000	35,000	35,000
3122103	Sale of non-capital assets	1,123,663	750,000	2,050,000	2,050,000	750,000	750,000	750,000
Total A.A from State Department for Social Protection, Pensions & Senior Citizens Affairs		62,423,221	62,915,761	60,000,000	60,000,000	60,000,000	60,000,000	60,000,000

CURRENT REVENUE COLLECTED AS APPROPRIATIONS-IN-AID-DETAILED (CONT'D)

Code	Description	Actual Receipts 2018/2019 ¹	Actual Receipts 2019/2020 ²	Revised Estimates I 2020/2021 ³	Revised Estimates II 2020/2021 ³	Estimates 2021/2022	Estimates 2022/2023	Estimates 2023/2024
		Ksh	Ksh	Ksh	Ksh	Ksh	Ksh	Ksh
	(Receiver of Revenue- State Department for Mining)							
	1420000 Sales of Goods and Services							
1422023	Licence Fees	100,000,000	50,000,000	100,000,000	60,000,000	100,000,000	100,000,000	100,000,000
	Total A.I.A from State Department for Mining	100,000,000	50,000,000	100,000,000	60,000,000	100,000,000	100,000,000	100,000,000
	(Receiver of Revenue- State Department for Petroleum)							
	1140000 Taxes on Goods							
1142013	Petroleum Development Levy (PDL)	-	-	-	1,600,000,000	-	-	-
	1420000 Sales of Goods and Services							
1423006	KOSF Storage Charges	47,000,000	47,000,000	47,000,000	47,000,000	127,000,000	129,000,000	131,000,000
	Total A.I.A from State Department for Petroleum	47,000,000	47,000,000	47,000,000	1,647,000,000	127,000,000	129,000,000	131,000,000
	(Receiver of Revenue-State Department for Tourism)							
	1140000 Taxes on Goods and Services							
1146003	Other Receipts from Taxes on Goods and Services	-	3,655,932,488	1,140,000,000	1,140,000,000	1,097,974,113	2,398,751,000	2,398,751,000
1145008	Air Passenger Service Charge	-	10,375,896,685	1,973,580,000	1,973,580,000	643,000,000	643,000,000	643,000,000
	1420000 Sales of Goods and Services							
1421002	Other Revenues	1,000,000,000	-	-	-	-	-	-
1422023	Licence Fees	204,510,800	235,000,000	100,000,000	-	-	-	-
1422099	Receipts from Administrative Fees and Charges	682,107,231	402,573,419	298,635,382	170,000,000	215,401,000	215,000,000	215,000,000
1410501	Rent of Land and Buildings	-	-	-	298,635,382	1,358,611,650	1,358,611,650	1,358,611,650
	Total A.I.A from State Department for Tourism	1,886,618,031	14,669,402,592	3,512,215,382	3,582,215,382	3,834,282,265	5,134,658,152	5,134,658,152
	(Receiver of Revenue-State Department for Wildlife)							
	1420000 Sales of Goods and Services							
1422099	Receipts from Administrative Fees and Charges	4,070,499,200	3,983,429,584	815,000,000	1,065,000,000	2,982,776,887	4,618,000,000	4,618,000,000
1570131	Vocational/Training School Fee	-	-	-	-	236,000,000	236,000,000	236,000,000
	Total A.I.A from State Department for Wildlife	4,070,499,200	3,983,429,584	815,000,000	1,065,000,000	3,218,776,887	4,854,000,000	4,854,000,000
	(Receiver of Revenue- State Department for Public Service and Youth Affairs)							
	1420000 Sales of Goods and Services							
1423010	Sale of Goods and Fees for Services	210,592	-	-	-	-	-	-
	Total A.I.A from State Department for Public Service and Youth Affairs	210,592	-	-	-	-	-	-

CURRENT REVENUE COLLECTED AS APPROPRIATIONS-IN-AID-DETAILED (CONT'D)

Code	Description	Actual Receipts 2018/2019 ¹	Actual Receipts 2019/2020 ²	Revised Estimates I 2020/2021 ³	Revised Estimates II 2020/2021 ³	Estimates 2021/2022	Estimates 2022/2023	Estimates 2023/2024
		Ksh	Ksh	Ksh	Ksh	Ksh	Ksh	Ksh
	(Receiver of Revenue- State Department for Gender)							
1422099	1420000 Sales of Goods and Services Other Receipts from Administrative Fees and Charges	-	135,000,000	135,000,000	135,000,000	135,000,000	135,000,000	135,000,000
	Total A.I.A from State Department for Gender	-	135,000,000	135,000,000	135,000,000	135,000,000	135,000,000	135,000,000
	(Receiver of Revenue- State Department for Public Service)							
1423010	1420000 Sales of Goods and Services Sale of Goods and Fees for Services	88,142,000	1,223,392,140	1,738,509,764	921,644,903	1,841,530,000	2,007,349,449	2,017,349,449
1420507	Receipts from Sale of Agricultural Goods	-	-	723,570,000	723,570,000	723,570,000	723,570,000	723,570,000
	Total A.I.A from State Department for Public Service	88,142,000	1,223,392,140	2,462,079,764	1,645,214,903	2,565,100,000	2,730,919,449	2,740,919,449
	(Receiver of Revenue- State Department for Youth)							
1423013	1420000 Sales of Goods and Services Receipts from Sale of Agricultural Goods	230,823,350	6,000	-	-	-	-	-
	Total A.I.A from State Department for Youth	230,823,350	6,000	-	-	-	-	-
	(Receiver of Revenue- State Department for Regional and Northern Corridor Development)							
1415001	1410000 Property Income Rent of Land and Buildings	236,781,188	-	117,550,000	117,550,000	117,550,000	117,550,000	117,550,000
1423012	1420000 Sales of Goods and Services Receipt from the Sale of Cultivated Assets (Plants and Crops)	20,380,031	-	17,500,000	17,500,000	17,500,000	17,500,000	17,500,000
1423013	Receipts from Sale of Agricultural Goods	136,784,605	-	206,450,000	206,450,000	221,450,000	221,450,000	221,450,000
1422199	Receipts from Administrative Fees and Charges	-	-	-	-	15,000,000	15,000,000	15,000,000
1441203	1440000 Other Receipts Not Classified Elsewhere Direct Payment - KENGEN	14,507,577	-	107,000,000	107,000,000	107,000,000	107,000,000	107,000,000
	Total A.I.A from State Department for Regional and Northern Corridor Development	408,453,401	-	448,500,000	448,500,000	478,500,000	478,500,000	478,500,000

CURRENT REVENUE COLLECTED AS APPROPRIATIONS-IN-AID-DETAILED (CONT'D)

Code	Description	Actual Receipts 2018/2019 ¹	Actual Receipts 2019/2020 ²	Revised Estimates I 2020/2021 ³	Revised Estimates II 2020/2021 ³	Estimates 2021/2022	Estimates 2022/2023	Estimates 2023/2024
		Ksh	Ksh	Ksh	Ksh	Ksh	Ksh	Ksh
	(Receiver of Revenue-State Law Office and Department of Justice)							
	1420000 Sales of Goods and Services							
1422099	Other Receipts from Administrative Fees and Charges	175,455,400	178,050,000	170,100,000	170,100,000	170,100,000	170,100,000	170,100,000
1422199	Receipts from Administrative Fees and Charges	3,917,228	3,000,000	3,000,000	3,000,000	3,000,000	3,000,000	3,000,000
1423011	Course Fees and Hostel Charges	330,771,606	377,482,000	377,480,000	377,480,000	377,480,000	377,480,000	377,480,000
	Total A.I.A from State Law Office and Department of Justice	510,144,234	558,532,000	550,580,000	550,580,000	550,580,000	550,580,000	550,580,000
	(Receiver of Revenue- National Land Commission)							
	1410000 Property Income							
1411201	Interest Received	155,377,717	175,750,465	-	-	-	-	-
	Total A.I.A from National Land Commission	155,377,717	175,750,465	-	-	-	-	-
	(Receiver of Revenue- Independent Electoral and Boundaries Commission)							
	1420000 Sales of Goods and Services							
1422043	Nomination Fees	20,214,000	891,000	-	-	-	-	-
	Total A.I.A from Independent Electoral Boundaries Commission	20,214,000	891,000	-	-	-	-	-
	(Receiver of Revenue- National Assembly)							
	1440000 Other Receipts not Classified Elsewhere							
1441201	Sundry Revenue	572,926,162	-	-	-	-	-	-
	Total A.I.A from National Assembly	572,926,162	-	-	-	-	-	-
	(Receiver of Revenue- Parliamentary Joint Service)							
	1420000 Sales of Goods and Services							
1422099	Other Receipts from Administrative Fees and Charges	-	-	14,000,000	14,000,000	-	-	-
	Total A.I.A from Parliamentary Joint Service	-	-	14,000,000	14,000,000	-	-	-

CURRENT REVENUE COLLECTED AS APPROPRIATIONS-IN-AID-DETAILED (CONT'D)

Code	Description	Actual Receipts 2018/2019 ¹	Actual Receipts 2019/2020 ²	Revised Estimates I 2020/2021 ³	Revised Estimates II 2020/2021 ³	Estimates 2021/2022	Estimates 2022/2023	Estimates 2023/2024
		Ksh	Ksh	Ksh	Ksh	Ksh	Ksh	Ksh
	(Receiver of Revenue- Public Service Commission)							
	1420000 Sales of Goods and Services							
1423010	Sale of Goods and Fees for Services	1,063,075	1,032,369	520,000	1,520,000	1,000,000	1,000,000	1,000,000
	Total A.I.A from Public Service Commission	1,063,075	1,032,369	520,000	1,520,000	1,000,000	1,000,000	1,000,000
	(Receiver of Revenue- Teachers Service Commission)							
	1410000 Property Income							
1411201	Interest	-	9,139,670	-	-	-	-	-
	1420000 Sales of Goods and Services							
1421003	Rent of Government Buildings and Housing	-	6,947,616	-	-	-	-	-
1423010	Sale of Goods and Fees for Services	711,252,784	618,009,854	528,792,000	528,792,000	509,000,000	509,000,000	509,000,000
	3120000 Receipts from Sale of Inventories, Stocks and Commodities							
3122102	Sale of Equipment, Plant and Machinery	-	-	18,208,000	18,208,000	8,000,000	8,000,000	8,000,000
	Total A.I.A from Teachers Service Commission	711,252,784	634,097,140	547,000,000	547,000,000	517,000,000	517,000,000	517,000,000
	(Receiver of Revenue- Auditor General)							
	1420000 Sales of Goods and Services							
1422041	Audit Fees	206,109,956	146,166,662	150,000,000	180,000,000	150,000,000	150,000,000	150,000,000
	Total A.I.A from Auditor General	206,109,956	146,166,662	150,000,000	180,000,000	150,000,000	150,000,000	150,000,000
	(Receiver of Revenue- Ethics and Anticorruption Commission)							
	1440000 Other Receipts not Classified Elsewhere							
1441201	Sundry Revenue	1,092,956	-	-	-	-	-	-
	Total A.I.A from Ethics and Anticorruption Commission	1,092,956	-	-	-	-	-	-
	(Receiver of Revenue- National Intelligence Service)							
	1420000 Sales of Goods and Services							
1422099	Other Receipts from Administrative Fees and Charges	10,046,032	4,744,389	-	-	-	-	-
	3100000 Receipts from Sale of Non-Financial Assets							
3122102	Receipts from sale of non produced assets	-	11,594,841	-	-	-	-	-
	Total A.I.A from National Intelligence Service	10,046,032	16,339,230	-	-	-	-	-

CURRENT REVENUE COLLECTED AS APPROPRIATIONS-IN-AID-DETAILED (CONT'D)

Code	Description	Actual Receipts 2018/2019 ¹	Actual Receipts 2019/2020 ²	Revised Estimates I 2020/2021 ³	Revised Estimates II 2020/2021 ³	Estimates 2021/2022	Estimates 2022/2023	Estimates 2023/2024
		Ksh	Ksh	Ksh	Ksh	Ksh	Ksh	Ksh
	(Receiver of Revenue- Office of Director for Public Prosecutions)							
	1440000 Other Receipts not Classified Elsewhere							
1441201	Sundry Revenue	-	2,000	-	-	-	-	-
	Total A.I.A from Office of the Director for Public Prosecutions	-	2,000	-	-	-	-	-
	(Receiver of Revenue- Witness Protection Agency)							
	1440000 Other Receipts not Classified Elsewhere							
1441201	Sundry Revenue	2,066,449	2,760,924	-	-	-	-	-
	Total A.I.A from Witness Protection Agency	2,066,449	2,760,924	-	-	-	-	-
	(Receiver of Revenue- Commission for Revenue Allocation)							
	1440000 Other Receipts not Classified Elsewhere							
1441201	Sundry Revenue	-	7,122,095	-	-	-	-	-
	Total A.I.A from Commission for Revenue Allocation	-	7,122,095	-	-	-	-	-
	(Receiver of Revenue- Salaries and Remuneration Commission)							
	1420000 Sales of Goods and Services							
1423008	Sale of Tender Documents	66,843	96,400	-	-	-	-	-
	Total A.I.A from Salaries and Remuneration Commission	66,843	96,400	-	-	-	-	-
	(Receiver of Revenue- National Gender and Equality Commission)							
	1420000 Sales of Goods and Services							
1422099	Other Receipts from Administrative Fees and Charges	169,699	10,640,300	-	-	-	-	-
	Total A.I.A from the National Gender and Equality Commission	169,699	10,640,300	-	-	-	-	-
	(Receiver of Revenue- Independent Policing Oversight Authority)							
	1440000 Other Receipts not Classified Elsewhere							
1441201	Sundry revenue	5,000	-	-	-	-	-	-
	Total A.I.A from Independent Policing Oversight Authority	5,000	-	-	-	-	-	-
	Total Recurrent Appropriations-in-aid	159,835,283,817	165,163,960,161	185,507,576,774	167,695,732,866	176,770,639,554	181,663,457,969	196,679,100,763

DEVELOPMENT REVENUE COLLECTED AS APPROPRIATIONS-IN-AID

Code	Description	Actual Receipts 2018/2019 ¹	Actual Receipts 2019/2020 ²	Revised Estimates I 2020/2021 ³	Revised Estimates II 2020/2021 ³	Estimates 2021/2022	Estimates 2022/2023	Estimates 2023/2024
		Ksh	Ksh	Ksh	Ksh	Ksh	Ksh	Ksh
1322002	(Receiver of Revenue -The Presidency) 1320000 Grants from International Organizations Capital Grants from International Organizations	31,477,321	54,529,011	-	-	-	-	-
1422099	1420000 Sale of Goods and Services Other Receipts from Administrative Fees and Charges	-	-	6,512,150,000	6,512,150,000	6,512,150,000	6,512,150,000	6,512,150,000
	Total A.I.A from The Presidency	31,477,321	54,529,011	6,512,150,000	6,512,150,000	6,512,150,000	6,512,150,000	6,512,150,000
1322002	(Receiver of Revenue - State Department for Interior and Citizen Services) 1320000 Grants from International Organizations Capital Grants from International Organizations	-	-	50,000,000	70,000,000	-	461,810,339	461,810,339
	Total A.I.A from State Department for Interior and Citizen Services	-	-	50,000,000	70,000,000	-	461,810,339	461,810,339
1310202	(Receiver of Revenue- State Department for for Correctional Services) 1310000 Grants from Foreign Governments Capital Grants from Foreign Governments	-	-	-	-	70,000,000	70,000,000	70,000,000
	Total A.I.A from State Department for for Correctional Services	-	-	-	-	70,000,000	70,000,000	70,000,000
1322002	(Receiver of Revenue- State Department for Devolution 1320000 Grants from International Organizations Capital Grants from International Organizations	46,382,000	-	370,725,939	375,725,939	230,730,934	-	-
	Total A.I.A from State Department for Devolution	46,382,000	-	370,725,939	375,725,939	230,730,934	-	-
1322002	(Receiver of Revenue - State Department for Development of the ASAL) 1320000 Grants from International Organizations Capital Grants from International Organizations	-	-	122,000,000	122,000,000	122,000,000	122,000,000	122,000,000
	Total A.I.A from State Department for Development of the ASAL	-	-	122,000,000	122,000,000	122,000,000	122,000,000	122,000,000
1140101	(Receiver of Revenue - Ministry of Foreign Affairs) Receipts from VAT on Domestic Goods and Services	-	-	-	113,000,000	-	-	-
	Total A.I.A from Ministry of Foreign Affairs	-	-	-	113,000,000	-	-	-

DEVELOPMENT REVENUE COLLECTED AS APPROPRIATIONS-IN-AID

Code	Description	Actual Receipts 2018/2019 ¹	Actual Receipts 2019/2020 ²	Revised Estimates I 2020/2021 ³	Revised Estimates II 2020/2021 ³	Estimates 2021/2022	Estimates 2022/2023	Estimates 2023/2024
		Ksh	Ksh	Ksh	Ksh	Ksh	Ksh	Ksh
	(Receiver of Revenue- State Department for Vocational and Technical Training) 1320000 Grants from Foreign Governments							
1322002	Capital Grants from Foreign Governments	-	-	10,000,000	10,000,000	70,000,000	105,000,000	35,000,000
	Total A.I.A from State Department for Vocational and Technical Training)	-	-	10,000,000	10,000,000	70,000,000	105,000,000	35,000,000
	(Receiver of Revenue- State Department of University Education) 1320000 Grants from International Organizations							
1322002	Capital Grants from International Organizations	-	11,427,963	22,000,000	22,000,000	-	-	-
	Total A.I.A from State Department for University Education	-	11,427,963	22,000,000	22,000,000	-	-	-
	(Receiver of Revenue- State Department of Early Learning and Basic Education) 1320000 Grants from International Organizations							
1322002	Capital Grants from International Organizations	368,707,329	37,133,403	-	-	-	14,000,000	16,000,000
	Total A.I.A from State Department of Early Learning and Basic Education	368,707,329	37,133,403	-	-	-	14,000,000	16,000,000
	(Receiver of Revenue- The National Treasury) 1310000 Grants From Foreign Governments							
1312002	Capital Grants from Foreign Governments	2,859,220	1,455,000	18,700,000	18,700,000	2,318,700,000	8,473,700,000	18,700,000
1322002	1320000 Grants from International Organizations Capital Grants from International Organizations- Through Exchequer	5,152,603,162	3,455,089,814	12,204,372,812	12,654,154,024	10,651,560,173	12,694,161,780	16,255,617,302
	Total A.I.A from the National Treasury	5,155,462,382	3,456,544,814	12,223,072,812	12,672,854,024	12,970,260,173	21,167,861,780	16,274,317,302
	(Receiver of Revenue- State Department for Planning) 1320000 Grants from International Organizations							
1322002	Capital Grants from International Organizations- Through Exchequer	-	-	42,095,400	42,095,400	42,095,400	42,095,400	42,095,400
	Total A.I.A from State Department for Planning	-	-	42,095,400	42,095,400	42,095,400	42,095,400	42,095,400

DEVELOPMENT REVENUE COLLECTED AS APPROPRIATIONS-IN-AID (CONT'D)

Code	Description	Actual Receipts 2018/2019 ¹	Actual Receipts 2019/2020 ²	Revised Estimates I 2020/2021 ³	Revised Estimates II 2020/2021 ³	Estimates 2021/2022	Estimates 2022/2023	Estimates 2023/2024
		Ksh	Ksh	Ksh	Ksh	Ksh	Ksh	Ksh
1312002	(Receiver of Revenue- Ministry of Health) 1310000 Grants from Foreign Governments Capital Grants from Foreign Governments	-	-	-	243,000,000	-	-	-
1322002	1320000 Grants from International Organizations Capital Grants from International Organizations	217,485,766	177,863,149	4,261,620,000	4,102,000,000	4,060,567,000	2,678,497,500	2,611,135,000
	Total A.I.A from Ministry of Health	217,485,766	177,863,149	4,261,620,000	4,345,000,000	4,060,567,000	2,678,497,500	2,611,135,000
1312099	(Receiver of Revenue- State Department for Infrastructure) 1310000 Grants from Foreign Governments Grants from Foreign Govts.- Direct Payments	27,067,309	516,196,994	-	-	713,900,000	-	-
1322002	1320000 Grants from International Organizations Capital Grants from International Organizations	827,344,832	699,151,509	2,449,900,000	1,799,900,000	1,936,200,000	1,725,100,000	1,940,000,000
1142010	1140000 Taxes of Goods and Services Road Maintenance Levy- Annuity Fund	10,804,500,000	12,409,648,463	14,426,000,000	14,426,000,000	15,042,000,000	15,690,000,000	19,957,575,866
1142013	Petroleum Development Levy (PDL)	-	-	-	18,141,000,000	8,000,000,000	-	-
	Total A.I.A from State Department for Infrastructure	11,658,912,141	13,624,996,966	16,875,900,000	34,366,900,000	25,692,100,000	17,415,100,000	21,897,575,866
1156002	(Receiver of Revenue- State Department for Transport) 1150000 Taxes on Inter- Trade & Transactions Railway Development Levy (RDL)	21,303,210,002	23,257,703,217	33,231,313,281	33,231,313,281	30,642,000,000	27,822,000,000	30,396,000,000
	Total A.I.A from State Department for Transport	21,303,210,002	23,257,703,217	33,231,313,281	33,231,313,281	30,642,000,000	27,822,000,000	30,396,000,000
1422099	(Receiver of Revenue- State Department for Shipping and Maritime) 1420000 Sales of Goods and Services Receipts from Administrative Fees and Charges	-	566,261,000	510,000,000	510,000,000	550,000,000	100,000,000	18,000,000
	Total A.I.A from State Department for Shipping Maritime	-	566,261,000	510,000,000	510,000,000	550,000,000	100,000,000	18,000,000
1421003	(Receiver of Revenue- State Department for Housing and Urban Development) 1420000 Sales of Goods and Services Rent on Government Buildings and Housing	260,044,856	724,299,195	1,055,000,000	1,055,000,000	1,055,000,000	1,055,000,000	1,055,000,000
	Total A.I.A from State Department for Housing and Urban Development	260,044,856	724,299,195	1,055,000,000	1,055,000,000	1,055,000,000	1,055,000,000	1,055,000,000

DEVELOPMENT REVENUE COLLECTED AS APPROPRIATIONS-IN-AID (CONT'D)

Code	Description	Actual Receipts 2018/2019 ¹	Actual Receipts 2019/2020 ²	Revised Estimates I 2020/2021 ³	Revised Estimates II 2020/2021 ³	Estimates 2021/2022	Estimates 2022/2023	Estimates 2023/2024
		Ksh	Ksh	Ksh	Ksh	Ksh	Ksh	Ksh
3143322	(Receiver of Revenue- State Department for Public Works) 3140000 Receipts from the Sale of Non-Produced Assets Receipts from Sale of Non-Produced Assets	-	-	168,000,000	168,000,000	168,000,000	168,000,000	168,000,000
	Total A.I.A from State Department for Public Works	-	-	168,000,000	168,000,000	168,000,000	168,000,000	168,000,000
1421003	(Receiver of Revenue- State Department for Housing, Urban Development and Public Works) 1420000 Sales of Goods and Services Rent on Government Buildings and Housing	11,437,906	-	-	-	-	-	-
	Total A.I.A from State Department for Housing, Urban Development and Public Works	11,437,906	-	-	-	-	-	-
1312002	(Receiver of Revenue- State Department for Crop Development and Agricultural Research) 1310000 Grants from Foreign Governments Capital Grants from Foreign Governments	-	-	532,961,980	663,961,980	225,000,000	510,000,000	483,000,000
1322002	1320000 Grants from International Organizations Capital Grants from International Organizations	-	-	20,000,000	20,000,000	627,000,000	586,961,980	494,359,612
	Total A.I.A from State Department for Crop Development and Agricultural Research	-	-	552,961,980	683,961,980	852,000,000	1,096,961,980	977,359,612
1322001	(Receiver of Revenue- State Department for Social Protection, Pensions and Senior Citizens Affairs) 1320000 Grants from International Organizations Capital Grants from International Organizations	-	335,569,154	362,100,000	362,100,000	431,600,000	-	-
	Total A.I.A from State Department for Social Protection, Pensions and Senior Citizens Affairs	-	335,569,154	362,100,000	362,100,000	431,600,000	-	-

DEVELOPMENT REVENUE COLLECTED AS APPROPRIATIONS-IN-AID (CONT'D)

Code	Description	Actual Receipts 2018/2019 ¹	Actual Receipts 2019/2020 ²	Revised Estimates I 2020/2021 ³	Revised Estimates II 2020/2021 ³	Estimates 2021/2022	Estimates 2022/2023	Estimates 2023/2024
		Ksh	Ksh	Ksh	Ksh	Ksh	Ksh	Ksh
	(Receiver of Revenue- Ministry of Water and Sanitation)							
1310000	Grants from Foreign Governments							
1312002	Capital Grants from Foreign Governments	185,004,028	14,726,027	-	-	-	-	-
1320000	Grants from International Organizations							
1322002	Capital Grants from International Organizations	57,564,119	151,861,428	-	-	-	-	-
	Total A.I.A from Ministry of Water and Sanitation	242,568,146	166,587,455	-	-	-	-	-
	(Receiver of Revenue- Ministry of Environment and Forestry)							
1310000	Grants from Foreign Governments					295,000,000	295,000,000	295,000,000
1312002	Capital Grants from Foreign Governments	-	-	-	-	-	-	-
1320000	Grants from International Organizations							
1322002	Capital Grants from International Organizations	11,524,454	7,765,221	233,000,000	233,000,000	320,000,000	1,140,000,000	1,106,000,000
	Total A.I.A from Ministry of Environment and Forestry	11,524,454	7,765,221	233,000,000	233,000,000	615,000,000	1,435,000,000	1,401,000,000
	(Receiver of Revenue- Ministry of Water, Sanitation and Irrigation)							
1310000	Grants from Foreign Governments							
1312002	Capital Grants from Foreign Governments	-	-	1,403,000,000	1,357,838,788	1,047,000,000	1,240,000,000	1,000,000,000
1320000	Grants from International Organizations							
1322002	Capital Grants from International Organizations	-	-	482,000,000	476,000,000	386,000,000	-	-
	Total A.I.A from Ministry of Water, Sanitation and Irrigation	-	-	1,885,000,000	1,833,838,788	1,433,000,000	1,240,000,000	1,000,000,000
	(Receiver of Revenue- State Department for Information Communication Technology & Innovation)							
1420000	Sale of Goods and Services							
1420318	Licence Fees	-	-	-	-	300,000,000	320,000,000	320,000,000
	Total A.I.A from State Department for Information Communication Technology	-	-	-	-	300,000,000	320,000,000	320,000,000
	(Receiver of Revenue- State Department for Sports)							
1140000	Taxes on Goods and Services							
1144001	Betting (winnings, gaming, lotteries and betting taxes)	-	9,293,099,629	3,215,112,210	7,303,107,671	15,000,000,000	15,750,000,000	16,000,000,000
	Total A.I.A from State Department for Sports	-	9,293,099,629	3,215,112,210	7,303,107,671	15,000,000,000	15,750,000,000	16,000,000,000

DEVELOPMENT REVENUE COLLECTED AS APPROPRIATIONS-IN-AID (CONT'D)

Code	Description	Actual Receipts 2018/2019 ¹	Actual Receipts 2019/2020 ²	Revised Estimates I 2020/2021 ³	Revised Estimates II 2020/2021 ³	Estimates 2021/2022	Estimates 2022/2023	Estimates 2023/2024
		Ksh	Ksh	Ksh	Ksh	Ksh	Ksh	Ksh
	(Receiver of Revenue- Ministry of Energy)							
	1140000 Taxes on Goods and Services							
1142012	5% Electricity Levy-REP	5,563,802,000	5,399,328,000	2,300,000,000	2,300,000,000	2,300,000,000	2,300,000,000	2,300,000,000
1142013	Petroleum Development Levy (PDL)	813,284,893	1,144,851,642	2,207,000,000	2,207,000,000	2,333,000,000	2,235,000,000	2,172,000,000
	1300000 Grants							
1312002	Capital Grants from Foreign Governments	-	-	150,000,000	150,000,000	1,601,000,000	2,343,000,000	1,781,000,000
1322002	Capital Grants from International Organizations	-	8,894,124	98,800,000	98,800,000	184,000,000	157,000,000	-
	1410000 Property Income							
1415007	Royalties on Geothermal Development	745,788,771	602,000,000	831,000,000	831,000,000	339,000,000	437,000,000	500,000,000
	1420000 Sales of Goods and Services							
1421004	Sale of Steam	3,361,013,000	1,985,794,000	2,100,000,000	2,601,000,000	2,100,000,000	2,100,000,000	2,100,000,000
1423006	KOSF Storage Charges	134,000,000	-	70,000,000	70,000,000	-	-	-
	Total A.I.A from Ministry of Energy	10,617,888,664	9,140,867,767	7,756,800,000	8,257,800,000	8,857,000,000	9,572,000,000	8,853,000,000
	(Receiver of Revenue- State Department for Petroleum)							
	1140000 Taxes on Goods and Services							
1142013	Petroleum Development Levy (PDL)	1,351,986,910	899,526,291	1,622,000,000	1,622,000,000	1,663,528,571	1,661,100,000	1,645,071,429
	1320000 Grants from International Organizations							
1322002	Capital Grants from International Organizations	11,125,770	74,301,850	100,000,000	100,000,000	8,387,928	-	-
	1410000 Property Income							
1415005	Royalties on Oil Exploration	-	-	30,000,000	30,000,000	30,000,000	30,000,000	30,000,000
1415006	Royalties on Oil Exploration Training Fees	421,183,563	-	192,000,000	192,000,000	230,471,429	232,900,000	248,928,571
	Total A.I.A from State Department for Petroleum	1,784,296,243	973,828,140	1,944,000,000	1,944,000,000	1,932,387,928	1,924,000,000	1,924,000,000
	(Receiver of Revenue- State Department for Tourism)							
	Receipts from Permission to use Goods or to Perform Services and Activities							
1145008	Air Passenger Service Charge(Tourism Promotion Fund)	-	800,000,000	-	-	-	-	-
	Total A.I.A from State Department for Tourism	-	800,000,000	-	-	-	-	-

DEVELOPMENT REVENUE COLLECTED AS APPROPRIATIONS-IN-AID (CONT'D)

Code	Description	Actual Receipts 2018/2019 ¹	Actual Receipts 2019/2020 ²	Revised Estimates I 2020/2021 ³	Revised Estimates II 2020/2021 ³	Estimates 2021/2022	Estimates 2022/2023	Estimates 2023/2024
		Ksh	Ksh	Ksh	Ksh	Ksh	Ksh	Ksh
1322002	(Receiver of Revenue- State Department for Crop Development) 1320000 Grants from International Organizations Capital Grants from International Organizations	10,247,871	11,752,900	-	-	-	-	-
	Total A.I.A from State Department for Crop Development	10,247,871	11,752,900	-	-	-	-	-
1322002	(Receiver of Revenue- State Department for Wildlife 1320000 Grants from International Organizations Capital Grants from International Organizations	-	-	193,810,000	205,810,000	58,810,000	58,810,000	-
	Total A.I.A from State Department for Wildlife	-	-	193,810,000	205,810,000	58,810,000	58,810,000	-
1322002	(Receiver of Revenue- State Department for Gender) 1310000 Grants from Foreign Governments Capital Grants from Foreign Governments	-	-	640,000,000	640,000,000	320,000,000	320,000,000	-
	Total A.I.A from State Department for Gender	-	-	640,000,000	640,000,000	320,000,000	320,000,000	-
1322002	(Receiver of Revenue- State Department for Youth Affairs) 1310000 Grants from Foreign Governments Capital Grants from Foreign Governments	-	-	-	-	301,971,076	264,993,176	261,590,747
	Total A.I.A from State Department for Youth Affairs	-	-	-	-	301,971,076	264,993,176	261,590,747
1322002	(Receiver of Revenue- Ministry of East Africa and Northern Corridor Development) 1320000 Grants from International Organizations Capital Grants from International Organizations- Exchequer	-	-	60,000,000	60,000,000	-	-	-
	Total A.I.A from Ministry of East Africa and Northern Corridor Development	-	-	60,000,000	60,000,000	-	-	-
1420299	(Receiver of Revenue- Teachers Service Commission) 1420000 Sales of Goods and Services Receipts from Administrative Fees and Charges	-	-	40,000,000	40,000,000	-	-	-
	Total A.I.A from Teachers Service Commission	-	-	40,000,000	40,000,000	-	-	-
	Total Development Appropriations-in-aid	51,719,645,081	62,640,228,984	92,336,661,622	115,292,657,083	112,286,672,511	109,715,280,175	110,416,034,266

TRANSACTIONS IN FINANCIAL ASSETS AND LIABILITIES

Code	Description	Actual Receipts 2018/2019 ¹	Actual Receipts 2019/2020 ²	Revised Estimates I 2020/2021 ³	Revised Estimates II 2020/2021 ³	Estimates 2021/2022	Estimates 2022/2023	Estimates 2023/2024
		Ksh	Ksh	Ksh	Ksh	Ksh	Ksh	Ksh
	3200000 Acquisition of Financial Assets							
	3214000 Domestic Loans Repayments							
	(Receiver of Revenue - Director General, Public Investment & Portfolio Management)							
3214200	Loans to Non-Financial Public Enterprises	2,833,277,572	2,512,044,357	-	1,695,986,447	1,363,846,849	4,363,846,849	3,363,846,849
3214300	Loans to Financial Institutions	44,733,070	86,963,369	-	89,058,099	89,058,099	89,058,099	89,058,099
	Total Repayments from Domestic Lending and On-lending	2,878,010,642	2,599,007,726	-	1,785,044,546	1,452,904,948	4,452,904,948	3,452,904,948
	3212000 Domestic Currency and Deposits							
3212501	Government Deposits ⁷	(2,133,000,000)	49,824,000,000	48,020,000,000	48,020,000,000	(3,484,000,000)	43,863,600	563,208,910
	Net Acquisition of Financial Assets	745,010,642	52,423,007,726	48,020,000,000	49,805,044,546	(2,031,095,052)	4,496,768,549	4,016,113,858
	3300000 Incurrence of Financial Liabilities							
	3313000 Domestic Debt Securities							
	(Receiver of Revenue - Principal Secretary to the National Treasury)							
3313200	Securities other than Shares	310,488,000,000	410,465,000,000	497,010,060,827	509,974,976,677	661,634,363,451	445,585,436,807	412,557,080,328
	3300000 Incurrence of Financial Liabilities							
	(Receiver of Revenue - Principal Secretary to the National Treasury)							
	3324100 Foreign Borrowing drawn through Exchequer							
3324101	Borrowing from Foreign Governments	4,194,438,604	4,071,662,308	8,333,000,000	8,380,025,853	9,674,321,214	9,025,898,880	9,206,416,858
3324102	Borrowing from International Organizations	37,486,874,499	43,726,166,122	81,944,759,286	82,332,333,866	95,048,566,442	88,677,926,897	90,451,485,435
3324103	Borrowing from Foreign Financial Corporations and Other International Financial Institutions (Commercial loans)	362,605,041,695	-	343,750,000,000	343,750,000,000	475,318,452,988	-	-
3324101	Borrowing from Foreign Governments (Semi-Concessional Loans)	-	-	-	-	-	105,600,320,866	113,555,362,319
3324104	Program Loans	84,783,793,193	239,026,149,882	179,510,000,000	185,307,281,909	135,425,500,598	197,835,960,628	65,429,238,160
	3324200 Foreign Borrowing - Direct Payments							
3324201	Borrowing from Foreign Governments	124,641,555,744	89,818,687,273	97,188,803,541	92,993,229,532	109,732,223,164	132,821,369,321	155,437,947,790
3324202	Borrowing from Foreign Governments (Export Credit)	11,106,783,533	5,870,385,336	6,742,786,689	6,742,786,689	-	-	-
3324203	Borrowing from International Organizations	55,940,073,124	59,518,012,017	66,685,998,944	50,064,385,183	59,076,088,820	71,506,498,136	83,682,493,117
	Total Incurrence of Financial Liabilities (External)	680,758,560,392	442,031,062,937	784,155,348,460	769,570,043,032	884,275,153,226	605,467,974,729	517,762,943,678
	Total Borrowing and Repayments	991,991,571,034	904,919,070,663	1,329,185,409,287	1,329,350,064,255	1,543,878,421,626	1,055,550,180,085	934,336,137,864

Note: ¹The actual receipts for 2018/19 reflect returns from the receivers of revenue which are audited
²The actual receipts for 2019/20 reflect returns from the receivers of revenue which are pre-audited
³Revised figures reflect projected outcome based on trend information
⁴Net mean excluding Refunds
⁵Includes Petroleum Development Levy (PDL)
⁶Income Tax from Corporations is net of the capital gains tax which is separately reported.
⁷positive and negative reflect drawdown and accumulation of deposits respectively.

ANNEX I: REVENUE COLLECTED AS APPROPRIATIONS IN AID BY VOTE

Vote	Description	Actual Receipts 2018/2019 ¹	Actual Receipts 2019/2020 ²	Revised Estimates I 2020/2021 ³	Revised Estimates II 2020/2021 ³	Estimates 2021/2022	Estimates 2022/2023	Estimates 2023/2024
		Ksh	Ksh	Ksh	Ksh	Ksh	Ksh	Ksh
1011	The Presidency	20,451,785	6,895,182	9,831,506,883	9,842,902,089	9,818,650,000	9,818,650,000	9,762,650,000
1021	State Department for Interior and Citizen Services	67,857,250	1,288,681,825	2,099,669,847	2,099,669,847	2,099,670,000	2,099,670,000	2,099,670,000
1023	State Department for Correctional Services	-	-	3,500,000	3,500,000	3,500,000	3,500,000	3,500,000
1052	Ministry of Foreign Affairs	540,095,445	487,658,308	575,010,852	689,910,852	570,477,729	570,477,917	570,478,104
1064	State Department for Vocational and Technical Training	24,129,929	2,743,647,720	4,692,828,195	4,692,828,195	4,693,000,000	4,692,828,195	4,692,828,195
1065	State Department of University Education	38,797,326,693	35,765,167,343	50,414,884,441	32,471,509,254	30,760,000,000	36,976,569,052	38,449,008,320
1066	State Department for Early Learning and Basic Education	2,222,943,623	1,366,685,975	1,432,600,000	1,432,600,000	1,433,000,000	1,432,600,000	1,432,600,000
1071	The National Treasury	2,690,879,886	5,703,499,160	7,376,814,306	7,376,814,306	7,386,814,306	7,585,602,450	7,585,602,450
1072	State Department for Planning	71,000,000	66,749,221	71,000,000	71,000,000	71,000,000	71,000,000	71,000,000
1081	Ministry of Health	11,432,974,713	13,143,774,341	15,482,506,630	16,232,506,630	17,420,000,000	18,985,680,713	20,076,680,713
1091	State Department for Infrastructure	79,068,154,522	76,353,051,007	80,491,520,758	98,387,520,758	88,259,918,367	73,345,452,041	88,720,031,246
1092	State Department for Transport	31,944,000,205	30,206,374,813	41,608,313,281	39,804,085,395	39,319,000,000	36,832,000,000	39,752,000,000
1093	State Department for Shipping and Maritime	1,454,217,996	1,535,112,184	1,780,000,000	1,780,000,000	2,088,000,000	1,908,000,000	1,898,000,000
1094	State Department for Housing and Urban Development	260,044,856	724,299,195	1,055,000,000	1,055,000,000	1,055,000,000	1,055,000,000	1,055,000,000
1095	State Department for Public Works	4,426,389	5,968,357	172,000,000	172,000,000	970,000,000	978,000,000	994,000,000
1096	State Department for Housing, Urban Development and Public Works	11,437,906	-	-	-	-	-	-
1107	Ministry of Water and Sanitation	2,597,808,790	1,394,282,159	-	-	-	-	-
1108	Ministry of Environment and Forestry	1,138,528,854	845,446,041	1,228,900,000	1,228,900,000	1,268,900,000	1,268,900,000	1,268,900,000
1109	Ministry of Water, Sanitation and Irrigation	-	-	2,215,200,000	2,215,200,000	2,396,000,000	2,396,000,000	2,396,000,000
1112	Ministry of Lands and Physical Planning	15,857,539	8,500,000	9,000,000	9,000,000	9,000,000	9,000,000	9,000,000
1122	State Department for Information Communication Technology	-	2,633,630	-	-	366,000,000	425,000,000	425,000,000
1123	State Department for Broadcasting and Telecommunications	763,075,585	1,905,120,387	2,532,000,000	2,232,000,000	2,626,000,000	2,645,000,000	2,675,000,000
1132	State Department for Sports	8,110,005,069	9,293,499,629	3,239,533,390	7,439,307,671	15,141,400,000	15,891,400,000	16,141,400,000
1134	State Department for Culture and Heritage	1,777,815	377,089,288	116,250,000	191,250,000	408,500,000	408,500,000	408,500,000
1152	Ministry of Energy	10,960,780,440	13,943,708,265	11,910,547,611	12,858,547,611	12,128,000,000	12,331,000,000	12,559,000,000
1162	State Department for Livestock	13,287,877	15,412,517	22,000,000	22,000,000	1,122,300,000	1,170,800,000	1,214,800,000

ANNEX I: REVENUE COLLECTED AS APPROPRIATIONS IN AID BY VOTE- CONT'D

Vote	Description	Actual Receipts 2018/2019 ¹	Actual Receipts 2019/2020 ²	Revised Estimates I 2020/2021 ³	Revised Estimates II 2020/2021 ³	Estimates 2021/2022	Estimates 2022/2023	Estimates 2023/2024
		Ksh	Ksh	Ksh	Ksh	Ksh	Ksh	Ksh
1163	State Department for Fisheries, Aquaculture & Blue Economy	-	-	-	-	10,000,000	10,000,000	10,000,000
1165	State Department for Crop Development	3,634,883	39,000	-	-	-	-	-
1167	State Department for Irrigation	365,938,792	304,465,144	-	-	-	-	-
1169	State Department for Crop Development and Agricultural Research	-	-	2,686,075,000	2,630,075,000	5,339,000,000	5,643,000,000	6,133,000,000
1173	State Department for Cooperatives	234,152,315	401,950,984	548,625,925	548,625,925	836,000,000	972,500,000	1,135,700,000
1174	State Department for Trade	26,233,803	30,107,468	41,700,000	41,700,000	42,000,000	41,700,000	41,700,000
1175	State Department for Industrialization	473,392,583	381,600,756	760,850,000	806,400,000	820,000,000	820,700,000	820,700,000
1184	State Department for Labour	433,245,000	520,948,746	893,420,000	893,420,000	913,420,000	923,420,000	923,420,000
1185	State Department for Social Protection, Pensions & Senior Citizens	62,423,221	62,915,761	60,000,000	60,000,000	60,000,000	60,000,000	60,000,000
1192	State Department for Mining	100,000,000	50,000,000	100,000,000	60,000,000	100,000,000	100,000,000	100,000,000
1193	State Department for Petroleum	1,820,170,473	946,526,291	1,891,000,000	3,491,000,000	2,051,000,000	2,053,000,000	2,055,000,000
1202	State Department for Tourism	1,886,618,031	15,469,402,592	3,512,215,382	3,582,215,382	3,834,282,265	5,134,658,152	5,134,658,152
1203	State Department for Wildlife	4,070,499,200	3,983,429,584	815,000,000	1,065,000,000	3,218,776,887	4,854,000,000	4,854,000,000
1211	State Department of Public Service and Youth Affairs	210,592	-	-	-	-	-	-
1212	State Department for Gender	-	135,000,000	135,000,000	135,000,000	135,000,000	135,000,000	135,000,000
1213	State Department for Public Service	88,142,000	1,223,392,140	2,462,079,764	1,645,214,903	2,565,100,000	2,730,919,449	2,740,919,449
1214	State Department for Youth	230,823,350	6,000	-	-	-	-	-
1222	State Department for Regional and Northern Corridor Development	408,453,401	-	448,500,000	448,500,000	478,500,000	478,500,000	478,500,000
1252	State Law Office and Department of Justice	510,144,234	558,532,000	550,580,000	550,580,000	550,580,000	550,580,000	550,580,000
1271	Ethics and Anticorruption Commission	1,092,956	-	-	-	-	-	-
1281	National Intelligence Service	10,046,032	16,339,230	-	-	-	-	-
1291	Office of the Director of Public Prosecution	-	2,000	-	-	-	-	-
1321	Witness Protection Agency	2,066,449	2,760,924	-	-	-	-	-
2011	Kenya National Commission on Human Rights	-	-	-	-	-	-	-
2021	National Land Commission	155,377,717	175,750,465	-	-	-	-	-
2031	Independent Electoral and Boundaries Commission	20,214,000	891,000	-	-	-	-	-
2042	National Assembly	572,926,162	-	-	-	-	-	x
2043	Parliamentary Joint Service	-	-	-	-	-	-	-
2061	Commission on Revenue Allocation	-	7,122,095	14,000,000	14,000,000	-	-	-
2071	Public Service Commission	1,063,075	1,032,369	520,000	1,520,000	1,000,000	1,000,000	1,000,000
2081	Salaries and Remuneration Commission	66,843	96,400	-	-	-	-	-
2091	Teachers Service Commission	711,252,784	634,097,140	587,000,000	587,000,000	517,000,000	517,000,000	517,000,000
2111	Auditor General	206,109,956	146,166,662	150,000,000	180,000,000	150,000,000	150,000,000	150,000,000
2141	National Gender and Equality Commission	169,699	10,640,300	-	-	-	-	-
2151	Independent Policing Oversight Authority	5,000	-	-	-	-	-	-
Total Revenue Collected as Appropriation in Aid		204,605,535,717	222,246,471,598	254,017,152,265	259,048,303,818	263,035,789,554	258,076,607,969	280,101,826,629

ANNEX II: GRANTS COLLECTED AS APPROPRIATIONS IN AID BY VOTE

Vote	Description	Actual Receipts 2018/2019 ¹	Actual Receipts 2019/2020 ²	Revised Estimates I 2020/2021 ³	Revised Estimates II 2020/2021 ³	Estimates 2021/2022	Estimates 2022/2023	Estimates 2023/2024
		Ksh	Ksh	Ksh	Ksh	Ksh	Ksh	Ksh
1011	The Presidency	31,477,321	54,529,011	-	-	-	-	-
1021	State Department for Interior and Citizen Services	-	-	50,000,000	70,000,000	-	461,810,339	461,810,339
1023	State Department for Correctional Services	-	-	-	-	70,000,000	70,000,000	70,000,000
1032	State Department for Devolution	46,382,000	-	370,725,939	375,725,939	230,730,934	-	-
1035	State Department for Development of the ASAL	-	-	122,000,000	122,000,000	122,000,000	122,000,000	122,000,000
	State Department for Vocational and Technical	-	-	10,000,000	10,000,000	70,000,000	105,000,000	35,000,000
1065	State Department for University Education	-	11,427,963	22,000,000	22,000,000	-	-	-
1066	State Department for Early Learning and Basic Education	368,707,329	37,133,403	-	-	-	14,000,000	16,000,000
1071	The National Treasury	5,155,462,382	3,456,544,814	12,223,072,812	12,672,854,024	12,970,260,173	21,167,861,780	16,274,317,302
1072	State Department for Planning	-	-	42,095,400	42,095,400	42,095,400	42,095,400	42,095,400
1081	Ministry of Health	217,485,766	177,863,149	4,261,620,000	4,345,000,000	4,060,567,000	2,678,497,500	2,611,135,000
1091	State Department for Infrastructure	854,412,141	1,215,348,503	2,449,900,000	1,799,900,000	2,650,100,000	1,725,100,000	1,940,000,000
1107	Ministry of Water and Sanitation	242,568,146	166,587,455	-	-	-	-	-
1108	Ministry of Environment and Forestry	11,524,454	7,765,221	233,000,000	233,000,000	615,000,000	1,435,000,000	1,401,000,000
1109	Ministry of Water, Sanitation and Irrigation	-	-	1,885,000,000	1,833,838,788	1,433,000,000	1,240,000,000	1,000,000,000
1152	Ministry of Energy	-	8,894,124	248,800,000	248,800,000	1,785,000,000	2,500,000,000	1,781,000,000
1165	State Department for Crop Development	10,247,871	11,752,900	-	-	-	-	-
1169	State Department for Crop Development and Agricultural Research	-	-	552,961,980	683,961,980	852,000,000	1,096,961,980	977,359,612
1185	State Department for Social Protection, Pensions & Senior Citizens	-	335,569,154	362,100,000	362,100,000	431,600,000	-	-
1193	State Department for Petroleum	11,125,770	74,301,850	100,000,000	100,000,000	8,387,928	-	-
1203	State Department for Wildlife	-	-	193,810,000	205,810,000	58,810,000	58,810,000	-
1212	State Department for Gender	-	-	640,000,000	640,000,000	320,000,000	320,000,000	-
	State Department for Youth Affairs	-	-	-	-	301,971,076	264,993,176	261,590,747
1221	Ministry of East Africa and Northern Corridor Development	-	-	60,000,000	60,000,000	-	-	-
	Total Grants Collected as Appropriation in Aid	6,949,393,180	5,557,717,547	23,827,086,131	23,827,086,131	26,021,522,511	33,302,130,175	26,993,308,400

.....Estimates of Revenue, Grants and Loans.....

